



4-H Showbook

Kankakee County

2024



4-H TABLE OF CONTENTS

2024 4-H Events Schedule	Page 5
2024 Exhibition Livestock Health Requirements	Page 91-96
4-H Ag Committee Members	Page 13
4-H Federation Officers	Page 8
4-H Leaders	Page 89
4-H Livestock Auction Buyers 2023	Page 12
4-H Livestock Auction Committee Members, General Information & Rules	Page 11
4-H Livestock Projects Division Rules and Regulations	Page 9
4-H Trophy Donors 2023	Page 13
Aerospace	Page 39
Animal Science	Page 39
Beef Cattle	Page 17
Beef Rate-of-Gain	Page 18
Behavior Guidelines	Page 88
Bicycle	Page 40
Cats	Page 27
Child Development	Page 40
Civic Engagement	Page 41
Clothing & Textiles	Page 42 - 45
Cloverbud Sharing Opportunity	Page 6
Cloverbud Information	Page 90
College & Career Readiness	Page 45
Communications	Page 46
Communications: Public Speaking	Page 46
Community Service	Page 48
Computer Science	Page 48
Consumer Education	Page 49
County Civic Engagement: Local History	Page 41 & 42
Cow Performance	Page 18
Creative Writing	Page 50
Crops	Page 51
Dairy Cattle	Page 22
Dogs	Page 34-36
Drones	Page 52
Electricity	Page 52
Entomology General	Page 53
Entomology Beekeeping	Page 53
Esports	Page 54
Exploratory	Page 55
Extension Staff	Page 8
Family Heritage	Page 55
Foods & Nutrition	Page 55- 59
Forestry	Page 59 & 60
Garden Tractor Rodeo	Page 76
General Projects Division Rules & Regulations	Page 37
General Show Information	Page 7
Geology	Page 60
Goats	Page 28
Health	Page 61
Horses and Ponies	Page 26
Horticulture Floriculture	Page 61 & 62
Horticulture Vegetables, Herbs, & Fruits	Page 62 - 65

Intercultural	Page 65
Interior Design	Page 66
Leadership	Page 67
Livestock Pen Request for 4-H	Page 97
Maker Class	Page 68
Map & Directions to Kankakee County Fairgrounds	Page 4
Map of Fairgrounds	Page 4
Market Heifers	Page 18
Natural Resources	Page 68
Photography	Page 70 - 72
Plants & Soils	Page 72
Pork Premiere	Page 25
Poultry	Page 29
Projects Committee Members	Page 39
Public Speaking Judging Schedule	Page 6
Quality Assurance & Ethics Certification	Page 16
Rabbits	Page 32
Read A Book	Page 73
Ready4Life Career & Entrepreneurship Exploration	Page 73
Robotics	Page 73
Sheep	Page 21
Shooting Sports	Page 75
Showman of Showmen	Page 10
Small Engines	Page 75
Small Pet Show	Page 33
Steers	Page 19
Swine	Page 23
Theatre Arts	Page 77
Tractor	Page 78
Veterinary Science	Page 78
Video	Page 79
Visual Arts	Page 80-86
Weather	Page 86
Welding	Page 87
Wether Lamb Carcass Class	Page 20
Woodworking	Page 87
YQCA Training	Page 16

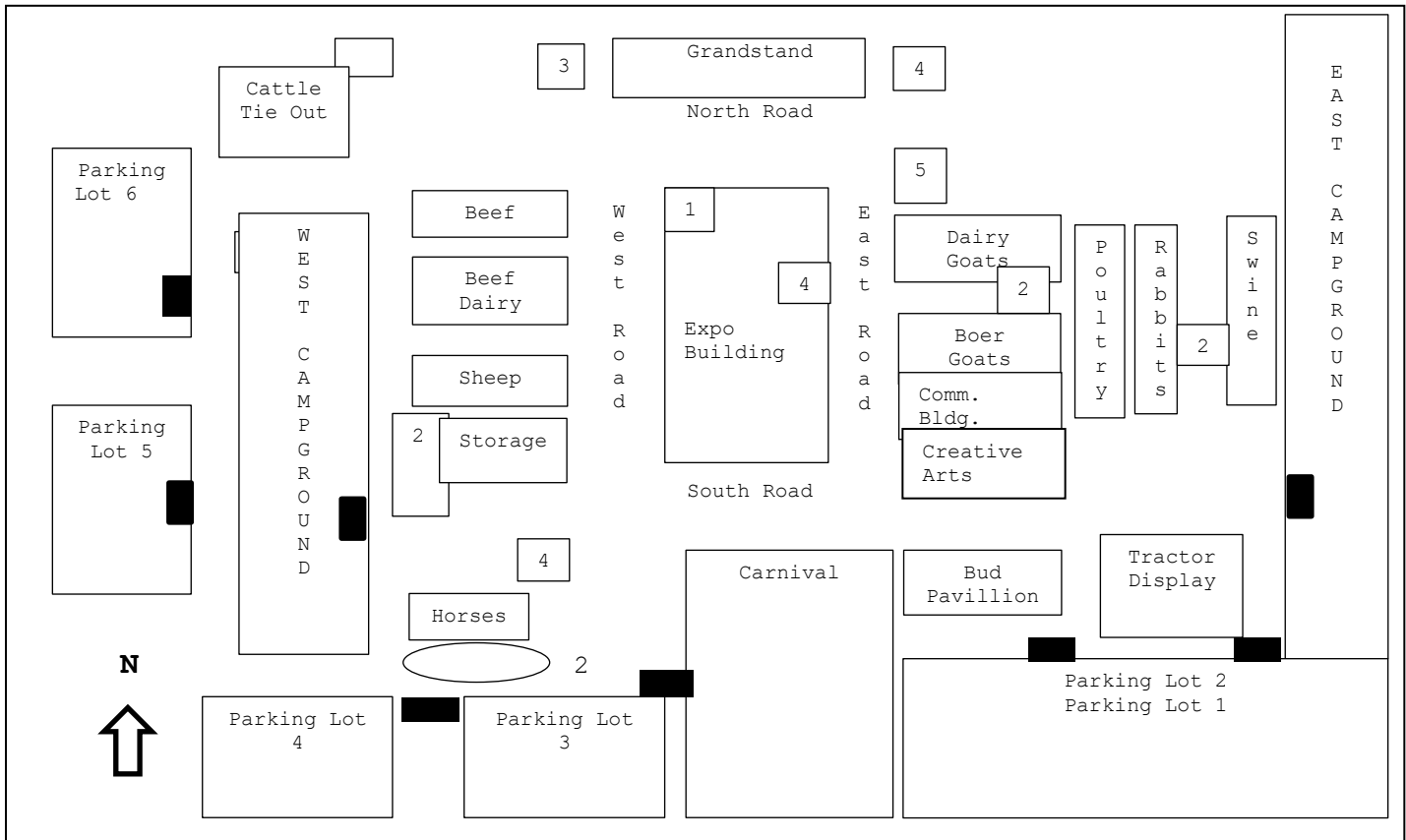
COLLEGE OF AGRICULTURAL, CONSUMER & ENVIRONMENTAL SCIENCES

University of Illinois | U.S. Department of Agriculture | Local Extension Councils Cooperating
 University of Illinois Extension provides equal opportunities in programs and employment.
 If you need reasonable accommodation to attend, call the registration office.

To the fairgrounds via I-57:

Exit off I-57 at the 308 exit and head south on Route 45 until you come to Airport Road (4000S Rd.).
Turn right (west) and the fairgrounds will be on your immediate right.

213 W 4000S Rd, Kankakee, IL



- 1 – Fair Office
- 2 – Show Arena
- 3 – Grandstand Ticket Booth
- 4 – Restrooms
- 5 – 4-H Food Stand/4-H Office
- - Gate Entrances

2024 Event Schedule

All dates are subject to change based on changing guidelines and logistical needs. Illinois 4-H reserves the right to adjust or cancel events in the case of identified risk, such as changes in local COVID conditions or known instances of non-compliance with safety guidelines.

Day	Date	Time	Event	Location
Saturday	7/13/2024	8:30 AM	County Dog Show	Jeff & Myra Emme Farm, 1650 E 3350N Rd, Chebanse
Thursday	7/18/2024	6:00 PM	Small Pets Judging (Live Animals Only, No Posters judged at this show)	Extension Office
		6:30 PM	Cat Judging	Extension Office
Monday	7/22/2024	5:30 PM - 6:30 PM	Wether Lamb Carcass, Pork Premiere, Beef Rate-of-Gain (Weigh-in)	Beef Barn
		7:00 PM	Wether Lamb Carcass, Pork Premiere	Beef Barn
		7:30 PM	Beef Rate-of Gain (On-the-Hoof)	Beef Barn
		Following above	Cow Performance Show	Beef Barn
Saturday	7/27/2024	8:30 AM - 11:30 AM	General Projects Judging	Fairgrounds Expo Building
		8:00-11:00 AM	General Projects Check-in	Fairgrounds Expo Building
			Horticulture & Crops Judging	Fairgrounds Expo Building
			Cloverbud Sharing	Fairgrounds Expo Building
Saturday	7/27/2024	8:30 AM	Beef Rate-of-Gain (On-the-Rail)	Chenoa Locker
			4-H Pork Premiere (On-the-Rail)	Chenoa Locker
			Wether Lamb Carcass (On-the-Rail)	Chenoa Locker
Saturday	7/27/2024	12:00-7:00 PM	Setup Club Displays	Creative Arts Building
Sunday	7/28/2024	12:00 - 4:00 PM	Setup Club Displays	Creative Arts Building
Monday	7/29/2024	12:00 - 4:00 PM	Setup Club Displays	Creative Arts Building
Tuesday	7/30/2024	12:00 - 4:00 PM	Setup Club Displays	Creative Arts Building
		4:00 - 5:00 PM	Club Display Judging	Creative Arts Building
Wednesday	7/31/2024	7:00 AM	All animals must be in place	All rings
		7:30 - 9:00 AM	Beef weigh-in	Beef Show Ring
		9:00 - 10:00 AM	Goat weigh-in	Goat Show Ring
		10:00 AM	Dairy Cattle Show	Beef Show Ring
		1:00 PM	Poultry Show	Poultry Barn
		4:00 PM	Bunnies on Parade	Rabbit Show Ring
		5:00 PM	Garden Tractor Rodeo	Farm Machinery Display Area
		5:00 - 7:00 PM	Sheep, & Swine weigh in	Various Barns
Thursday	8/1/2024	9:00 AM	Horse & Pony Show	Horse Show Ring
Thursday	8/1/2024	9:00 AM	Goat Show – Boer	Sheep Show Ring
		9:00 AM	Swine Market Gilt Show	Swine Show Ring
		After Market Gilt Show	Swine Barrow Show	Swine Show Ring
		9:00 AM	Beef Breeding Show	Beef Show Ring
		After Breeding Show	Steer Show	Beef Show Ring
		3:00 PM	Rabbit Show	Rabbit Barn
		3:30 PM	Market Lamb and Sheep Breeding Shows	Sheep Show Ring
		TBA	Rabbit Showmanship	Rabbit Barn
		9:00 AM	Swine Breeding Gilt	Swine Show Ring
		6:30 PM	Showman of Showmen Competition	Beef Show Ring
Saturday	8/3/2024	1:00 PM	4-H Livestock Auction	Beef Show Ring
Sunday	8/4/2024	1:00 PM	Cloverbud Olympics	Goat Show Ring
		2:00 PM	Ag Olympics	Beef Show Ring
		5:00 PM	Rooster Crowing Contest	Poultry Barn
		TBD	Livestock released	All barns

Public Speaking Judging

Saturday, March 16, 2024, 10:00 AM
Kankakee Extension Office, 1650 Commerce Dr, Bourbonnais
Check-in 9:45 a.m. Judging starts promptly at 10 a.m.

The [State Fair Public Speaking Judging Event](#) is Saturday, April 27, 2024. Youth may exhibit in the state public speaking contest in April AND exhibit a project in the general project show at the state fair.

General Projects, Horticulture, Clothing, and Foods Judging

Saturday, July 27, 2024, Kankakee Fairgrounds Expo Building.
All general projects, horticulture, clothing, and foods are judged on this day.

- Exhibitor check-in 8:00-11:00 AM -
 - If a member has multiple projects, arrive closer to 8:00 AM for judging.
- 8:30 – 11:30 AM Conference judging
- Doors close for State Fair selections by judges at 11:30 AM
- Project pickup and checkout 1:00-1:30 PM
- Those planning to attend the State Fair must make their selections before leaving with projects. Otherwise, we cannot guarantee you will be promoted to the State Fair.
- Projects not picked up by 1:30 PM will be placed with the club displays at the fairgrounds.
- Members must be present with their project to be judged in the respective areas.
- If unable to attend, complete the [Fair Exhibit Report Form](#).
- Guidelines and rules for Horticulture and General Projects are in this show book.

Cloverbud Sharing Opportunity

Saturday, July 27, 2024, Kankakee Fairgrounds Expo Building.

Check-in 8:00 - 10:00 AM
Sharing 8:30 - 11:30 AM

Cloverbuds have an opportunity to share what they learned with an adult during the General Project judging time. Cloverbud sharing is not judged or eligible to receive premiums. For additional information on Cloverbuds, see the Cloverbuds section in this document, page 91.

~~~~~  
*All dates are subject to change based on changing guidelines and logistical needs.*

*Illinois 4-H reserves the right to adjust or cancel events in the case of identified risk or known instances of non-compliance with safety guidelines.*

## General Show Information

- The 4-H Show is open to all youth in Kankakee County between the ages of 8 and 18 who have completed Kankakee County 4-H project enrollment by **June 1, 2024**. Livestock enrollment dates are in January.
- All 4-H members must adhere to the Behavior Guidelines Code of Conduct, also included in this document. Each 4-H member has one on file at the Kankakee County Extension Office or in ZSuites, our enrollment system.
- Members must attend at least 1 club meeting in the 4-H year.
- All counties are required to provide an exhibit opportunity for 4-H members if the county wishes to receive premium funds for 4-H'ers. This may be accomplished by a show, a county fair, or any other public event whereby 4-H'ers may share their project experiences. Failure to comply with the rules may result in premiums being forfeited and the exhibitor barred from further exhibition events.
- All 4-H'ers are guests of the Kankakee County Fair and Exposition, Inc., and other facilities during the duration of the Kankakee County Fair and Shows. 4-H'ers and families will adhere to all rules listed in the show book as well as respect all Kankakee County Fair Board members, superintendents, volunteers, and exhibitors.
- Deadline for FairEntry is **June 1, 2024**.

## Fair Theme

*The theme for the 2024 Kankakee County 4-H Fair is “4-H Is a Feeling”. This theme is used throughout the year for 4-H Club Displays at the Fair and Window Display Contest in October.*

## Disability Accommodation Procedure

*If you need a reasonable accommodation to participate in this program, please contact the Kankakee County Extension Office, at the following phone number and/or address: University of Illinois Extension – Kankakee County, 1650 Commerce Drive, Bourbonnais, IL 60914; 815/933-8337 at least two weeks prior to the event with your accommodations request.*

## 4-H State Fair Information

*Any youth in Illinois, who is enrolled as a 4-H member, and is at least 8 years old as of September 1, 2023, may be chosen to participate in 4-H classes and activities at the 2024 State Fair, providing the exhibitor meets the eligibility rules for participation.*

## ACKNOWLEDGMENTS

*We give our sincere thanks to Kankakee County Fair & Exposition Inc., Kankakee County Farm Bureau, Kankakee County Association for Home and Community Education, Kankakee County 4-H Federation, Kankakee County 4-H/Youth Foundation, cooperating merchants of Kankakee County, Volunteers, local 4-H club organizations, and the many others who contributed time, energy, or materials to assist with the 4-H program.*

## PREMIUMS

***"The Department of Agriculture shall use its best efforts to secure sufficient appropriations to fund premiums. In any year for which the General Assembly of the State of Illinois fails to make an appropriation sufficient to pay such premiums, premium amounts may not be accurately reflected in this Premium Book."***

*The actual dollar amount of premiums will not be listed. Premiums are calculated based on the number of members exhibiting and the number of projects exhibited. When the final grades are submitted following the fair, an "X" factor is used to determine what the premiums will be. 4-H Premium Checks will be mailed to members. Premium checks must be cashed within 60 days, or they will be voided, and new ones **WILL NOT** be reissued. When premium checks are received, it is the 4-H'ers responsibility to make sure all ratings on the check are correct.*

## TAX IMPLICATIONS FOR PRIZES, GIFTS OR AWARDS

*Program Participants (including minors) will be required to provide their social security number or foreign national tax ID number prior to receiving a prize, gift, or award to ensure proper IRS reporting as required by law. This sensitive information is kept confidential and handled through security protected software (PEAR). Participants will not be eligible for a prize, gift, or award if social security or foreign national tax ID information is not provided.*



**UNIVERSITY OF ILLINOIS EXTENSION -- KANKAKEE COUNTY OFFICE**

1650 Commerce Drive - Bourbonnais, Illinois 60914

Phone: 815-933-8337 Fax: 815-933-8532

E-mail: [uie-gkw@illinois.edu](mailto:uie-gkw@illinois.edu)

Remember to visit our website: <https://extension.illinois.edu/gkw/4-h-kankakee-county>

**EXTENSION STAFF**


Marilu Andon..... Extension County Director  
 Brittney Muschetto..... Youth Development Educator  
 Renzo Ceme..... Local Food System & Small Farm Educator  
 Barbara Dubravec..... 4-H/ Youth Development Program Coordinator  
 Holly Froning..... Master Gardener Coordinator  
 Janet Moody..... Community Worker, Illinois Nutrition Education Programs  
 Olivia Koerner..... Office Support Associate  
 Judy Lemenager..... Office Support Assistant

*University of Illinois Extension provides equal opportunities in programs and employment. If you need a reasonable accommodation to participate in this program, please contact the County Office at least two weeks prior to the event. University of Illinois Extension offers practical, research-based programs that help people improve their lives and address critical community issues involving youth, families, economics, health, and natural resources.*

**4-H FEDERATION OFFICERS**

President..... Aidan Knobloch, Herscher Hustlers  
 Vice-President/Recreation..... Kylie Adams, Chebanse Ag  
 Secretary..... Mackenzie Adams, Chebanse Ag  
 Treasurer..... Kylie Maas, St George Dragons  
 Parliamentarian..... Jonathon Blanchette, St George Dragons  
 Federation Club Leaders..... Bobbi Buza, Zoe Buza

**Visit 4-H Federation Food Stand  
Serving breakfast, lunch, and dinner!**



# 4-H LIVESTOCK PROJECTS DIVISION

## RULES AND REGULATIONS

### Rules and Regulations

#### General

1. Exhibitors must be enrolled in livestock project by date(s) established by the Kankakee County 4-H Ag Committee as listed on the Kankakee County Livestock Ownership and Enrollment Deadline Sheet.
2. While every care and precaution are being exercised, the Fair and University of Illinois Extension, Kankakee County 4-H Program cannot be responsible for loss or damage to property or exhibits, nor injury to individuals or livestock, nor for theft or accident.
3. Each Superintendent shall be in full charge of his or her department.
4. All decisions of Superintendents will be final.
5. Classes may not necessarily be judged in the order as printed in the Show Book.
6. All livestock **MUST** be in place by 7:00 a.m. on Wednesday (There are no exceptions). All livestock are to remain on the grounds until release time on Sunday. Anyone leaving the fairgrounds early without proper authorization (from the Fair vet or Fair Board President) may be barred from showing in the future.
7. All 4-H Livestock are to remain on fairgrounds for the entire fair. If you have a concern about this policy, contact the Kankakee County 4-H Ag Committee Chairman.
8. The penalty for obvious falsification of entries and records will result in the banning of that member from exhibiting from one to all classes entered in the 4-H department. An animal may be disqualified for unethical fitting and grooming practices.
9. Artificial color added to the hair is not permitted. Animals will be given a white towel test as they enter the beef show ring.
10. No stomach pumps allowed.
11. Straw bedding and wood shavings are allowed at the fair. **No wood chips are allowed.**
12. Each club and individual member will be expected to keep his or her exhibit in excellent condition.
13. 4-H State Fair Information: All 4-H members ages 8 to 18 years of age (as of 9/1/23) may exhibit in 4-H/Junior classes and activities at the 2024 State Fair, providing the exhibitor meets the eligibility rules for participation.
14. These rules are subject to the interpretation of the Kankakee County 4-H Ag Committee.

#### Ownership

1. Purebred registration papers must be in the individual member's name. Registration papers are required for all purebred breeding classes (except **rabbits & chickens**); otherwise, animals will be shown in the Grade classes.
2. A "**Kankakee County 4-H Livestock Partnership Agreement**" form for an animal that is being cared for off the member's property must be on file in the Kankakee County Extension Office.
3. Breeding animals shown in the Junior Department of the State Fair must be purebred and registered in the name of the exhibitor.
4. Leased animals may not be shown in the 4-H Show. Leasing animals is permissible for use as a project, but not for show purposes.

#### Health

1. All agriculture 4-H exhibitors shall have their health and registration papers checked at the time and place designated by the Department Superintendent.
2. 4-H livestock exhibits are subject to the same health rules and regulations as all other exhibits. See livestock exhibitor's regulations in the back of this show book. It is the individual responsibility of each 4-H club member to contact his own veterinarian for necessary certificates to comply with these rules.
3. If the 4-H'er's animal dies or is injured after the ownership deadline, the animal may NOT be replaced. The 4-H'er may exhibit in the Animal Science area (report, poster, etc.) during General Projects judging if the Kankakee County Extension Office is made aware of the situation prior to judging.

#### Entry

1. All agriculture 4-H entries should be made through the FairEntry.com program on-line **NO LATER THAN JUNE 1**. 4-H main club leaders will provide information to club members about entries.
2. There is no entry fee in 4-H classes.
3. The Kankakee County Fair Board has set the fee for 4-H Livestock not entered in the Kankakee County Fair Junior or Open classes. The 4-H Livestock Pen Request Form, which is printed in the back of this book and is available from your leader, must be completed and filed with the Fair Office by July 20, 2024. Any questions should be directed to the Fair Office at 815-932-6714.
4. An individual club member may not exhibit more than two entries in any one Agricultural Class and can receive only one premium in that class.
5. Exhibiting of animals – 4-H'ers (including family members) may not share an animal for exhibition purposes.
6. Members showing agriculture projects may enter Junior and Open Classes by Kankakee County Fair deadlines. Please contact the Kankakee Fair & Exposition, Inc. for information.

**Judging**

1. All animals must be exhibited in the show ring by 4-H owners. In case of sickness, two entries, or **conflict in judging schedule**, another Kankakee County 4-H member may be secured to help: Parents or adults cannot help in the ring.
2. Carcass Show Weigh-in Schedule: Pork Premiere, Whether Lamb Carcass Class and Beef Rate-of-Gain, July 22 from 5:30 p.m. to 6:30 p.m. in the Beef Show Ring at the Kankakee County Fairgrounds. The Cow Performance Show will also be judged at this time and location.
3. Judges will place all entries according to merit on the Danish system.
4. There will be no Grade Champions in breeding classes.
5. All animals must have received an A rating before being considered for championship classes.
6. All animals entered in Carcass Class must be weighed and tattooed by specified dates. (Exception – Sheep).

**Showmanship**

1. Showmanship eligibility will be based on age as of September 1, current 4-H year; and exhibiting in that department.
2. Previous Sr., Jr., and Novice Showmanship trophy winners are not eligible to compete for the same trophy, nor in the wrong age group.
3.
  - A. A "Showman of Showmen" competition will be held on Thursday, August 1, 2024, 6:30 p.m. in the Beef Show Ring. The Master Showman from beef, dairy, goat, horse at halter, sheep and swine will compete. Each Master Showman will be judged in all categories but their own.
  - B. The Kankakee County Showman of Showmen, who represents Kankakee County at the Illinois State Fair Master Showmanship Contest, will be awarded a Belt Buckle.
  - C. A Master Showman will be selected in each of the following species: beef, dairy, goat, horse at halter, sheep, and swine. 4-H exhibitors that win their age division in showmanship may compete for Master Showman. They may compete for Master Showman each year until they are eligible for the next age category. Senior Showmanship winners may compete for Master Showman until out of 4-H, or in compliance with the Illinois State Fair Master Showmanship Contest Eligibility.
  - D. An individual will only be eligible to represent one species in which they win a Master Showmanship. A first alternate will be selected for each species.
  - E. An individual can only win Showman of Showmen twice. If an individual wins the Showman of Showmen contest and is eligible to compete at the Illinois State Fair Master Showmanship, that individual must do so. If that individual withdraws after winning the Kankakee County Showman of Showmen contest, the result will still count as “winning” and the individual will lose their opportunity to compete at the state contest more than once. If an individual withdraws a second time, they forfeit any opportunity to compete at the state level.
  - F. All decisions of superintendents will be final.

**Protests**

PROTESTS/GRIEVANCES: A 4-H'er, their parent or guardian, lodging a protest must first deposit \$25 with the superintendent of the project area, which sum will be forfeited to the Kankakee County 4-H/ Youth Foundation if the protest is not sustained. All protests must be in writing, signed by the 4-H'er, their parent or guardian, and must be lodged within six (6) hours after the show. The protest/grievance will be presented to a Grievance Committee appointed by the County Director. The decision of the Grievance Committee will be final.

All 4-H'ers are guests of the Kankakee County Fair and Exposition, Inc., during the duration of the Kankakee County Fair, and will adhere to all rules listed in the show book, as well as respect all Kankakee County Fair Board members, superintendents, volunteers, and exhibitors.

**“SHOWMAN OF SHOWMEN”  
Thursday, August 1 at 7:00 p.m.**

**Beef Show Ring**

**Superintendents** ..... Caitlin Meyer, Peyton Richie

# Attention Exhibitors

## 66th ANNUAL 4-H LIVESTOCK AUCTION

SELL YOUR MARKET BEEF, MARKET WETHER LAMBS, BARROWS, GOATS, CHAMPION RABBITS, POULTRY PENS AND CARCASSES

Saturday, August 3, 2024, at 1:00 p.m. - Beef Show Ring on Fairgrounds

### 4-H Livestock Auction Committee

**General Superintendent**.....William VanWassenhove  
**Swine Superintendent**...William VanWassenhove, Rick White  
**Market Beef Superintendent**...Alex Benoit  
**Sheep Superintendent**...Nick Saathoff  
**Rabbit Superintendents**...Chad Hertz  
**Poultry Superintendents**.....Becky Ramirez

**Goat Superintendent**.... Nicole Brammer  
**Dairy Cattle Superintendent**.....Lois Meyer  
**Other Committee Members**.. Lee Bauer, Austin Bauer, Robert Wright, Jay Richie, Dustin Wright, Scott Jensen  
**Sheep Superintendent**.....Nick Saathoff

### Dress Code for Sellers at Livestock Auction

4-H'ers selling in the 4-H Livestock Auction should dress as if showing in showmanship competition.

### Rules and Regulations for Auction Sales - Saturday, August 3, 2024 - 1:00 p.m.

1. Barrows, wethers, and market beef are sold at show weight.
2. Dairy Cow – Grand Champion Cow Overall Breeds (Auctioning off \$25 worth of dairy products and \$75 gift Certificate, making a total of \$100.)
3. Animals sold must be a part of the member's project and must have been exhibited at the Kankakee County Fair in the 4-H Show.
4. The following entry fees will be charged to all sellers to help defray auction expenses:

|                              | <b>Grand Champion<br/>(Live/Carcass)</b> | <b>Reserve Grand<br/>(Live/Carcass)</b> | <b>Per Hd/Carcass</b> |
|------------------------------|------------------------------------------|-----------------------------------------|-----------------------|
| Market Beef                  | \$55                                     | \$45                                    | \$35                  |
| Barrows                      | \$55 (Indiv. & Pr.)                      | \$45 (Indiv. & Pr.)                     | \$20                  |
| Dairy Cow                    | \$50                                     | ---                                     | ---                   |
| Market Wether Lambs          | \$30 (Indiv. & Pr.)                      | \$25 (Indiv. & Pr.)                     | \$10                  |
| Goats – Wether               | \$30                                     | \$25                                    | ---                   |
| Goats – Meat                 | \$30                                     | \$25                                    | ---                   |
| Rabbits Meat Pen             | \$15                                     | \$15                                    | ---                   |
| Rabbits Single Fryer         | \$15                                     | \$15                                    | ---                   |
| Market of Poultry – Meat Pen | \$15                                     | \$15                                    | ---                   |

**The entry fee is due to the superintendent in your area immediately following show.**

5. The sale order for the 2024 Auction will be: Barrows, Market Beef, Market Lambs, Rabbits, Dairy Cow Gift Basket, Dairy Goats, Poultry, Carcasses (Beef, Lamb, Pork). Based on that order, the Grand Champions will sell first, next the Reserve Grand Champions, followed by (for steers only) Breed Champions. After these are sold, the remaining animals will be auctioned by lots. Lots will be randomly selected.
6. All market beef must have a scale weight of 1,000 lbs. or over. Minimum carcass weight under 550 lbs. will be disqualified. Barrows must weigh 230-300 lbs. EXCEPTION: Grand Champion and Reserve Grand Champion. Market Wether Lambs must place in the A or B group.
7. **All market beef animals will show for Grand and Reserve Market Beef and will be eligible for sale if they are “A” rated. Only one market beef animal may be sold at the 4-H Auction per 4-H exhibitor.**
8. Live entries are limited to one sale per individual except if they have more than one Grand or Reserve Grand or Carcass Champions. Also, the other half of a pair with a single Grand or Reserve Grand Champion may be sold at the auction.
9. Every precaution will be taken to prevent loss and accident, yet 4-H (University of Illinois Extension, Kankakee County), the Kankakee County Fair & Exposition, Inc., and 4-H Livestock Auction Committee will not be responsible should any occur.
10. **Ownership of the animal is the responsibility of the 4-H'er until animal is delivered by the 4-H'er to buyer destination.**
11. Buyers, please make out all checks to the seller.
12. Winners of the Grand Champion and Reserve Grand Champion Meat Pen of Poultry and Meat Pen of Rabbits will be allowed another sale in another species.
13. Carcass animals will meet or exceed State Fair qualifications.
14. 4-H exhibitors have the option of selling a live animal or carcass animal in the 4-H auction.
15. **Winners of Grand or Reserve Grand Champions that elect not to sell may not substitute within that species or any other species.**

**All questions not covered in these rules will be taken up by the Kankakee County 4-H Livestock Auction Committee. Their decision will be final.**

*We would like to thank the following individuals and businesses who supported the 4-H Livestock Auction by purchasing at the Kankakee County Fair:*

### **BUYERS AT THE 2023 4-H LIVESTOCK AUCTION**

Joe Benoit Family  
Bob & Donna Kohl  
Jake & Michelle Chappell  
Craig Benoit  
Alex Benoit  
Lee & Lisa Bauer  
William & Mary Hertz  
National Bank of Manteno  
Jensen's Family Farm - Gale & Lori  
Jeremy & Michelle Roberts  
Provost Farms -Karl & Beth  
Doug & Annie Rorabaugh  
Andy & Tyler Pallissard  
Feece Oil Company  
Mac & Deb Provost Farms  
Pallissard Farms - Dale & Melissa  
Wyffels Hybrids - Nathan & Jill Provost  
Nutrien Ag Solutions - Tim Talbert  
Ron Meyer Family - Ron & Lois  
First Trust & Savings Bank of Watseka  
Saathoff Seeds - Nick & Brian  
Courville Cattle Company - Steve & Matt  
Alliance Grain  
Larry & Donna Sharper  
New Era Spreading - Nick Hamann  
Funk Farms - Joel Funk  
Integrated Seed Solutions - Eddie Ehrhardt  
Merristem Ag - Peter Rousonolous  
Bank of Pontiac  
Eric Bruner Family  
Dale & Bridget Hoffman  
Austin & Melanie Bauer  
Pool Cover Pros Inc. - Shawn & Nora Unger  
Stollers International  
Chebanse Ag - Dean Schafer  
Farmers Elevator Co. of Manteno & Whitaker  
Becks Hybrids - Dean Schafer  
Synergy Seeds  
Nutrien Ag Solutions - Damian Adams  
Rick & Donna Evans  
J & S Kohl Transport - Sheila and Jason  
Land of Lincoln Boer Goats Larry & Brenda Lorenz  
Lorenz Auction & Real Estate  
St. Anne Farmer's Consignment Auction - Jim Witvoet Jr.  
Kleinert Auctioneering/ Kleinert Farms  
Benjamin Livestock  
Luke Chappell Trucking Inc.  
Tri-K Pigeon & Bantam Club of Kankakee  
Smolkovich Farms - Marko, Alan, Joe & Johny  
John & Diane Smolkovich  
Solid Ground Management LLC - Josh & Danielle Foltz  
Union Hill Sales - Chris Denault & Kerry Patchett  
Bauer Transport Inc. Lee, Austin, & Dylan  
Gene & Darlene Bertrand  
Cabery Fertilizer - Jeff Hinich & Bryan Johnston  
Ohrt Farms - Darrell Ohrt  
Friends of Olivia Meyer  
Chad & Michelle Hertz  
Roger Johnston Family - Roger & Janet  
River Valley Marketing - Chris & Kelly Knobloch  
Country Financial - Chad Ringler  
Daybreak Foods Inc.  
Ruder Electric - Dave Ruder  
Phil & Kristi Moritz  
Keith & Penny Berger  
Fecke Farms - JR & Cade  
Tom & Julie Saathoff  
Illinois Arizona, Texas Goat Coalition  
Gregory Homes  
Hanson Family Meats  
Papas Pizza to Go  
Steve & Cindy Jacobsen  
ProHarvest Seeds  
Vernon Meyer  
Bill & Debbie Adams  
Sheila Knorr  
Lane Knorr  
Justin Marques  
Mary & Kelly Hamann  
Danny & Michelle Meyer  
Chris & Katelynn Ohrt  
Rick & Kathy White  
Nate & Nicole Dunnill  
Mark & Carrie Johnston  
Heritage FS - Daniel Deany  
Kevin Kohl  
Halpin Farms - George Halpin  
Gary & Debbie Kohl  
Wulff Farms - David Wulff  
Scott Frerichs  
Richie Farms - Jay & Derek  
Scott & Sarah Halpin  
Compeer Financial - Dustin Wright  
Brad & Laurie Peterson  
B & D Chemical  
Bradley Auction - Brian Bradley  
Stone Seed / McMillan Insurance - Tyler Loschen  
Senator Patrick Joyce  
Gleanor Life Insurance - Mark Wills  
Grainco FS/ FS Grain  
Nick Schaefer Pioneer Seeds  
Compeer Financial - Sara Mitchell  
Old National Bank - Andrew Funk  
Halpin Farms Gardner - Frank & Deb Halpin  
Custom Carpentry Riley Homes, Inc. - Steve Evans  
Juarez Trucking - Paul Juarez  
McColley Rosenboom Realty - Rich Hansen  
Janssen Sweet Corn - Brian & Lauren Janssen  
Karstensen Farms - Chris & Elizabeth Karstensen  
Hilsboro Advanced Veterinary Care  
Greg & Denise Johanson  
Compeer Financial - Chrissy Pickens  
Barmann, Bohlen, & Scott Attorneys - Chris Bohlen  
Dustin & Michelle Wright  
Van Schwark & Family  
VanWassenhove Farms

# 4-H AGRICULTURAL DIVISION

**4-H Ag Committee** .....Steve Courville, Chairman  
John Adams, Austin Bauer, Jennifer Bauer, Lee Bauer, Alex Benoit, Nicole Brammer, Pat Farman, Scott Jensen, Lois Meyer, Rebecca Ramirez, Jay Richie, Nick Saathoff, Cameron Schwark, William VanWassenhove, Rick White, Dustin Wright, Barbara Soucy

## 2023 Trophy Donors

The 4-H'ers of Kankakee County give their Sincere Thanks to the following 2023 Kankakee County 4-H Fair Trophy Donors:

### *Cats*

Best Cat of Show- Yohnka Farms

### *Small Pets*

Grand Champion Small Pets- Mary K. O'Brien, Illinois Supreme Court Justice

### *DOGS*

Beginner Novice Obedience- David Fitzpatrick, DVM

Best of Show- Kankakee Animal Hospital

Junior Showmanship- Union Hill Sales & Service

Preferred Novice Obedience- Bradley Animal Hospital

Rally Novice Obedience- VCA County West Animal Hospital

Senior Showmanship- Razzle Dazzle Doggie Bow-tique

Agility I – Ione Chappell

Agility II – Ione Chapell

### *Beef*

Champion Angus Female- Strawson Angus Farm

Champion Chianina Female- Nick Saathoff Family

Champion Commercial Female- Kankakee County Corn Growers

Champion Female Other Breeds- Compeer Financial

Champion Hereford Female- Lee and Lisa Bauer and Family

Champion Shorthorn Female- Courville Cattle Company

Champion Simmental Female – Derek Richie

Grand Champion Female Overall- Gale Jensen Family

Grand Champion Overall Heifer- Kankakee County Born & Raised- Jay Richie Family

Reserve Grand Champion Female Overall- Heritage FS, Inc.

Reserve Grand Champion Overall Heifer- Kankakee County Born & Raised- In Memory of Forrest Hartman

Beef Junior Showmanship- Steven Richie Memorial

Beef Master Showman- Farmer's Elevator Company of Manteno, WVLI, WIVR

Beef Novice Showmanship- Steven Richie Memorial

Beef Senior Showmanship- Steven Richie Memorial

### *Market Heifers*

Champion Market Heifer- Jay Richie Family

### *Cow Performance*

Grand Champion Cow Calf Performance- In Memory of Hartwell Hertz by the Bill Hertz Family

### *Steers*

Best Gainer- Kankakee County Corn Growers

Champion Angus Steer- Strawson Angus Farm

Champion Crossbred Steer- 4-H Supporter

Champion Hereford Steer- In Memory of Ruby & Leo Bauer/ Bauer Hereford Farms

Champion Other Breeds Steer- Jay Richie Family

Champion Pair of Steers- Compeer Financial

Champion Shorthorn Steer- Eric Bruner Family

Champion Simmental Steer- In Memory of Wesley Provost

Grand Champion Steer- Kankakee-Rincker Cattle

Grand Champion Steer Overall- Kankakee County Born & Raised- Courville Cattle Company  
Reserve Grand Champion Steer- Harris Family Farms  
Reserve Grand Champion Steer Overall Kankakee County Born & Raised- Dale Peters Crop Insurance

***Beef Rate of Gain***

Beef Rate of Gain on the Hoof- Blain's Farm & Fleet of Kankakee  
Beef Rate of Gain on the Rail- Strawson Angus Farm

***Dairy Cattle***

Grand Champion Female- Farmers Elevator Company of Manteno  
Dairy Master Showman- Farmer's Elevator Company of Manteno, WVLI, WIVR  
Dairy Senior Showmanship- Ron & Lois Meyer

***Garden Tractor***

Garden Tractor Rodeo, Level I- New Day Hydroponics  
Garden Tractor Rodeo, Level II- Blain's Farm & Fleet of Kankakee  
Garden Tractor Rodeo, Level III- New Day Hydroponics

***Goats***

4-H Boer Goat Junior Showmanship- Dimond Bros. Insurance- Scott Jensen  
4-H Boer Goat Senior Showmanship- Land of Lincoln Boer Goats  
4-H Grand Champion Jr. Boer Doe of Show- J & N Bedazzled Jewelry  
Dairy Goat Junior Showmanship- In Memory of Rick Radtke  
Dairy Goat Senior Showmanship- Union Hill Sales & Service  
Grand Champion Dairy Goat Wether- Scott Jensen/Dimond Bros. Insurance  
Grand Champion Meat Goat Wether- Blain's Farm & Fleet of Kankakee  
Grand Champion Sr. Boer Doe of Show- Land of Lincoln Boer Goats  
Reserve Grand Champion Dairy Goat Wether – Brammer Bros. Farm  
Reserve Grand Champion Meat Goat Wether – Brammer Bros. Farm  
Jr. Champion Doe- Compeer Financial  
Goat Master Showman- Farmer's Elevator Company of Manteno, WVLI, WIVR  
Senior Champion Doe- Kankakee County Corn Growers

***Poultry***

Best Overall Pen Bantams- 4-H Supporter  
Best Overall Pen Waterfowl- 4-H Supporter  
Best Pigeon- 4-H Supporter  
Champion Meat Pen of Poultry- 4-H Supporter  
Champion Pen of Chickens- Blain's Farm & Fleet of Kankakee  
Champion Standard Chicken – Blain's Farm & Fleet of Kankakee  
Best Turkey/Wildlife – 4-H Supporter

***Horse***

Aged Halter- 4-H Supporter  
Horse Alternate Master Showman- 4-H Supporter  
Bareback Pleasure- Joe & Diane Hart  
Bareback Walk/Trot- The Gary & Nanette Wood Family  
Best Groomed Horse or Pony- 4-H Supporter  
Egg and Spoon- Langlois Roofing  
English Pleasure- 4-H Supporter  
English Walk/Trot- Cloonen Farm  
Grand Halter- Mark & Sue Colehower  
Horse Halter – Gelding- Langlois Roofing  
Horse Halter – 4-H Supporter  
Jr. Barrels- 4-H Supporter  
Jr. Dash for Cash- 4-H Supporter  
Jr. English Equitation- 4-H Supporter  
Jr. Horsemanship- 4-H Supporter  
Jr. Poles- Karstensen Farms of Beecher, IL  
Horse Jr. Showmanship- The Gary & Nanette Wood Family  
Jr. Western Pleasure- 4-H Supporter  
Jr. Western Walk/Trot- 4-H Supporter

Horse Master Showman- Farmer's Elevator Company of Manteno, WVLI, WIVR  
Mini Halter- 4-H Supporter  
Horse Novice Showmanship- Prairie Lane Farm  
Pony Halter- Dimond Bros. Insurance - Scott Jensen  
Pony Pleasure- KWI Saddle Club  
Reserve Grand Halter- 4-H Supporter  
Sr. Barrels- 4-H Supporter  
Sr. Dash for Cash- LMC Horseshoeing  
Sr. Horsemanship- Peotone Animal Hospital  
Sr. Poles- The Gary & Nanette Wood Family  
Horse Sr. Showmanship- The Gary & Nanette Wood Family  
Sr. Western Pleasure- David Fitzpatrick, DVM  
Sr. Western Walk/Trot- Joe & Diane Hart  
Trail- Dimond Bros. Insurance - Scott Jensen

### ***Rabbits***

Best of Breed- Kankakee County 4-H/ Youth Foundation  
Bunnies on Parade- Bauer Bunnies  
Grand Champion Rabbit- In Memory of Vernon & Francis Cordes  
Grand Champion Rabbit Meat Pen- Scott Jensen/Dimond Bros. Insurance  
Grand Champion Single Fryer- John Swanson Family  
Rabbits Junior Showmanship- Bauer Bunnies  
Reserve Grand Champion Rabbit- Blain's Farm & Fleet of Kankakee  
Reserve Grand Champion Rabbit Meat Pen- Keith & Lisa Yohnka  
Reserve Grand Champion Single Fryer- Dimond Bros. Insurance, Scott Jensen  
Rabbit Senior Showmanship- Harris Family Farms

### ***Sheep***

Grand Champion Ewe- Bretzman Family Dorset's  
Grand Champion Market Ewe Lamb-4-H Supporter  
Grand Champion Pair of Market Ewe Lambs- John & Rita Adams  
Grand Champion Pair of Wethers- Adam Weber  
Grand Champion Ram- In Memorial of Ruth Lesch  
Grand Champion Wether- Compeer Financial  
Grand Champion Wether Lamb Carcass- Harris Family Farms  
Sheep Junior Showmanship- Compeer Financial  
Sheep Senior Showmanship- Andrew & Liz Lesch  
Sheep Master Showman- Farmer's Elevator Company of Manteno, WVLI, WIVR

### ***Swine***

Grand Champion Gilt- Blain's Farm & Fleet of Kankakee  
Grand Champion Pork Premiere Carcass- Kankakee County Pork Producers  
Swine Junior Showmanship- 4-H Swine Superintendents  
Champion Market Gilt- In Memory of Randy Clapp  
Grand Champion Barrow- Dustin & Michele Wright Family  
Grand Champion Pair of Barrows- Gene & Darlene Bertrand Family  
Reserve Champion Market Gilt- Harris Family Farms  
Reserve Grand Champion Barrow- Rick and Kathy White Family  
Reserve Grand Champion Pair of Barrows- Todd Boicken Family  
Swine Master Showman- Farmer's Elevator Company of Manteno, WVLI, WIVR  
Swine Senior Showmanship-Gary Kohl & Family

## **IN MEMORIAM**

*"In Memory of Bill Strawson (1960-2023) - a longtime supporter of 4-H and FFA, Mr. Strawson believed that cattle farming wasn't just a profession, but a way of life that he was proud to share with his family and with the youth he mentored. Mr. Strawson's invaluable support to 4-H leaves a lasting impact. He will be missed by those who knew him and those who continue to be impacted by his investment in the mentorship of youth interested in beef projects."*



## 2024 Quality Assurance & Ethics Program

For 2024, all youth enrolled in livestock project areas Poultry, Horse & Pony, Rabbits, Dogs, Small Pets, and Cats are required to complete the Quality Assurance & Ethics Program. This must be done to stay enrolled in the livestock project area.

The QAEC training can now be accessed in the Clover Academy section of the ZSuite Enrollment System. ZSuite can be accessed at <https://4h.zsuite.org/>. Families can access directions for completing the course at <https://go.illinois.edu/TakeQAEC>. This document is linked on the Animals Science page on the Illinois 4-H website, and appears in the resource library on that site. The training is available on-line and once completed it is good for a lifetime in 4-H. If the 4-H'er has more than one species, they do not have to take the QAEC for each one, but it is recommended.

If QAEC is not completed, the 4-H'er will be pulled from livestock project area and therefore not eligible to exhibit at the county 4-H fair or the Illinois State Fair Junior Show. They would be eligible for State Fair Open Shows.

**The deadline for completing QAEC in Kankakee County is July 1, 2024.**

### YQCA Training 2024

Youth enrolled in the following 4-H animal projects must take the YQCA training: **Beef cattle, Dairy cattle, Goats, Sheep and Swine**. All 4-H exhibitors of these animals will be required to certify in the YQCA program *yearly*. Youth must either attend a face-to-face class or certify on-line via the website <https://yqcaprogram.org>

The YQCA is a livestock quality assurance program that is replacing PQA which no longer exists. It also replaces the Quality Assurance & Ethics (QAEC) program for youth with the following species: beef cattle, dairy cattle, goats, sheep, and swine.

4-H members with cats, dogs, horses, poultry, rabbits, and small pets are still required to take the once in a lifetime Quality Assurance & Ethics (QAEC) program.

The cost for the face-to-face training is \$3 payable online at registration and \$12 for the online version. Prior to registration, email Barbara Dubravec, [bud23@illinois.edu](mailto:bud23@illinois.edu). Families may email the name of each youth. No money will be taken at the Extension Office.

Kankakee County Face-to-Face Training dates & locations will be announced.

If YQCA is not completed, the 4-H'er will be pulled from livestock project area and therefore not eligible to exhibit at the county 4-H fair or the Illinois State Fair Junior Show. They would be eligible for State Fair Open Shows.

**The deadline for completing YQCA in Kankakee County is July 1, 2024.**

### YQCA Training Dates

Friday, April 12, 2024, 6:00 pm at the Extension Office.

Friday, May 11, 2024, 9:00 am at the Extension Office.

**BEEF CATTLE**

**Superintendent**.....Alex Benoit

**Asst. Superintendents** .....Austin Bauer, Kelsey Rincker, Derek Richie

All market beef animals will show for Grand and Reserve Market Beef and will be eligible for sale if they are A rated. Only one market beef animal can be sold at the 4-H Auction per 4-H Exhibitor.

All 4-H Beef must stay until 9:00 p.m. on Sunday or until the Fair Board announces their release.

**All Beef will weigh in on Wednesday from 7:30 to 9:00 a.m. in the Beef Show Ring.**

**SHOWMANSHIP - Thursday following Steers.**

Showmanship animals must belong to 4-H'er or family member.

Novice Showmanship (4-H Beef Exhibitor, age 8-10).....Trophy

Junior Showmanship (4-H Beef Exhibitor, age 11-13).....Trophy

Senior Showmanship (4-H Beef Exhibitor, age 14 & over only) .....Trophy

Master Showman (see showman of showmen rules on page 10).....Plaque

Alternate Master Showman ..... Rosette

**NOTE:** Health and registration papers shall be checked Wednesday from 8:00am -9:00am. On Wednesday morning, all Market Beef will be weighed, mouthed, and determined by a committee if in proper class. The weights will be used to determine classifications for showing and mouthing to determine eligibility of age. The veterinarian's decision will be final.

**Breeding Beef – Thursday, 9:00 a.m.**

Entries in Breeding Beef Classes must have been the property of the exhibitor and part of the project since June 1, of the current year.

| Angus | Chianina | Hereford | Shorthorn | Simmental | A. O. B. | Commercial |                                                                               |
|-------|----------|----------|-----------|-----------|----------|------------|-------------------------------------------------------------------------------|
| 1     | 11       | 21       | 31        | 41        |          |            | Bull Calf-Born this year..... \$ \$ \$                                        |
| 2     | 12       | 22       | 32        | 42        | 52       |            | Junior Heifer Calf-Born after Nov 1 last year..... \$ \$ \$                   |
| 3     | 13       | 23       | 33        | 43        | 53       |            | Senior Heifer Calf-Born between Sept 1 & Oct 31 last year ..... \$ \$ \$      |
|       |          |          |           |           |          | 61         | Commercial Heifer Calf born after Sept 1, last year..... \$ \$ \$             |
| 4     | 14       | 24       | 34        | 44        | 54       |            | Late Summer Yearling-Born between July 1 & Aug 31, last year..... \$ \$ \$    |
| 5     | 15       | 25       | 35        | 45        | 55       |            | Early Summer Yearling-Born between May 1 & June 30 last year..... \$ \$ \$    |
|       |          |          |           |           |          | 62         | Junior Commercial Heifer-Born between May 1 & Aug 31, last year..... \$ \$ \$ |
| 6     | 16       | 26       | 36        | 46        | 56       |            | Late Junior Yearling-Born between Mar 1 & Apr 30 last year..... \$ \$ \$      |
| 7     | 17       | 27       | 37        | 47        | 57       |            | Early Junior Yearling-Born between Jan 1 & Feb 28 last year..... \$ \$ \$     |
| 8     | 18       | 28       | 38        | 48        | 58       |            | Senior Yearling-Born between Sept 1 & Dec 31 ..... \$ \$ \$                   |
|       |          |          |           |           |          | 63         | Senior Commercial Heifer-Born between Sept 1 & Apr 30 ..... \$ \$ \$          |
| 9     | 19       | 29       | 39        | 49        | 59       | 64         | Kankakee County Heifer – Born & Raised..... \$ \$ \$                          |
|       |          |          |           |           |          |            | Junior Champion Female ..... Rosette                                          |
|       |          |          |           |           |          |            | Senior Champion Female..... Rosette                                           |
|       |          |          |           |           |          |            | Champion Female ..... Rosette                                                 |
|       |          |          |           |           |          |            | Reserve Champion Female ..... Rosette                                         |
|       |          |          |           |           |          |            | Grand Champion Female Over All.....Trophy                                     |
|       |          |          |           |           |          |            | Reserve Grand Champion Female Over All .....Trophy                            |
|       |          |          |           |           |          |            | Grand Champion Overall Heifer – Kankakee County Born & Raised.....Trophy      |
|       |          |          |           |           |          |            | Reserve Grand Champion Overall Heifer – K3 County Born & Raised..... Trophy   |
| 10    | 20       | 30       | 40        | 50        | 60       |            | Pair of Heifers (owned by one family)..... \$ \$ \$                           |
|       |          |          |           |           | 65       |            | Any other breed class                                                         |
|       |          |          |           |           |          | 66         | Commercial Bull Class                                                         |

**Heifer Performance Class:**

This class is designed to encourage 4-H'ers to keep performance records on their breeding cattle to:

- A. Measure female productivity.
- B. Evaluate bull performance.
- C. Help in culling and selecting replacement females.
- D. Provide permanent records of animals in herds.

Performance testing records must be obtained as part of a breed association or state performance testing program and a copy of the records will be presented to the superintendent before the show starts. Females exhibited will need a 205-day weight and/or a 365-day adjusted weight.

67. All breeds (early and late Jr. Yearling) ..... Ribbon & \$ \$ \$

**COW PERFORMANCE Show**

**Superintendent** ..... Alex Benoit

**Assistant Superintendents** ..... Austin Bauer, Josh Lorenz, Derek Richie

**Monday, July 22, 2024 –Beef Barn  
Judging after the Rate-of-Gain Show**

Animals will not be shown at the fair. Health papers will be checked on all cows. The evaluation of the cow and calf will be based as follows:

- Cow Evaluation.....25% at halter
- Calf Evaluation .....25% at halter
- Ratio of Calf to Cow weight (based on 205-day weight) .....50%

68. Cow (2 years old)..... \$ \$ \$

69. Aged Cows..... \$ \$ \$

Champion.....Rosette

Reserve Champion.....Rosette

**BEEF: RATE-OF-GAIN Show**

**Superintendent** ..... Alex Benoit

**Asst. Superintendents** ..... Austin Bauer, Kelsey Rincker, Derek Richie

**Weigh-in: Monday, July 22, 2024, from 5:30 p.m. to 6:30 p.m. Beef Barn**

**Judging on Hoof: Monday, July 22 at 7:30 p.m. Beef Barn**

**Carcass Judging: Saturday, July 27, 2024 - 8:30 a.m. or at Chenoa Locker, 8 N Veto St., Chenoa, IL 61726**

1. The maximum carcass weight for Rate-of-Gain Steers is 950 lbs. Anything over will be disqualified. Minimum carcass weight under 550 lbs. will be disqualified.
2. **Only the top fifteen steers on hoof will be slaughtered**, any remaining steers on hoof will be dismissed and the responsibility of the exhibitor to take home.

The 4-H Beef Rate-of-Gain project is one of the most meaningful projects offered to animal owners. The project offers 4-H'ers an opportunity to learn practical management procedures, learn about the economic principles of beef feeding, and learn about beef carcass characteristics.

**Objectives**

- A. To teach 4-H members realistic and practical methods of cattle feeding.
- B. To encourage 4-H'ers to select feeder calves on their ability to make efficient gains, rather than solely for their ability to be a show winner.
- C. To demonstrate the need for accurate records to show profit or loss in beef feeding.
- D. To acquaint 4-H'ers with beef cattle buying and selling.
- E. To educate the public about the facts of beef production and use.

70. On the Hoof..... Trophy & \$ \$ \$

71. On Rail..... Trophy & \$ \$ \$

Overall Winner (must have also completed and turned in a complete set of records)..... Trophy

## STEERS

### Judging - Thursday, following the 4-H Breeding Show


1. Entries in Steer Class must have been the property of the exhibitor and part of the project since January 1, current year.
2. The 4-H Beef Committee will designate a classification committee to inspect and determine final breed designations of each 4-H steer at the time of weighing. The committee's decision will be final.
3. All reclassified steers will be assigned to crossbreed classes.
4. The weights will be used to determine classifications for showing and mouthing to determine eligibility of age. The veterinarian's decision will be final.

| Angus          | Hereford | Shorthorn | Simmental | Crossbreeds | All Other Breeds |                                                                                                                              |              |
|----------------|----------|-----------|-----------|-------------|------------------|------------------------------------------------------------------------------------------------------------------------------|--------------|
| 72             | 73       | 74        | 75        | 76          | 77               | Steer, Lightweight.....                                                                                                      | \$ \$ \$     |
| 78             | 79       | 80        | 81        | 82          | 83               | Steer, Medium weight.....                                                                                                    | \$ \$ \$     |
| 84             | 85       | 86        | 87        | 88          | 89               | Steer, Heavyweight.....                                                                                                      | \$ \$ \$     |
| 90             | 91       | 92        | 93        | 94          | 95               | Steer, Kankakee County Born & Raised.....                                                                                    | \$ \$ \$     |
|                |          |           |           |             |                  | Champion Steer .....                                                                                                         | Trophy       |
|                |          |           |           |             |                  | Reserve Champion Steer.....                                                                                                  | Rosette      |
|                |          |           |           |             |                  | Grand Champion Steer.....                                                                                                    | Trophy       |
|                |          |           |           |             |                  | Reserve Grand Champion Steer.....                                                                                            | Trophy       |
|                |          |           |           |             |                  | Grand Champion Overall Steer – Kankakee County Born & Raised....                                                             | Trophy       |
|                |          |           |           |             |                  | Reserve Grand Champion Overall Steer – Kankakee County Born & Raised .....                                                   | Rosette      |
|                |          |           |           |             |                  | Champion Pair of Steers, owned by one exhibitor .....                                                                        | Trophy       |
|                |          |           |           |             |                  | Top Ten Gainers (no entry required) .....                                                                                    | Trophy       |
|                |          |           |           |             |                  | Three Best Steers exhibited by members of one club. These animals must be owned by three different 4-H'ers of the club ..... | Rosettes (4) |
| Any Breeds, 96 |          |           |           |             |                  |                                                                                                                              |              |

## MARKET HEIFERS

**Judging – Thursday, during the 4-H Steer Show.** All Market Heifers must be weighed and tattooed.

|            |    |                                      |          |
|------------|----|--------------------------------------|----------|
| Any Breeds | 97 | Market Heifer, Lightweight .....     | \$ \$ \$ |
| Any Breeds | 98 | Market Heifer, Medium weight .....   | \$ \$ \$ |
| Any Breeds | 99 | Market Heifer, Heavyweight .....     | \$ \$ \$ |
|            |    | Champion Market Heifer .....         | Trophy   |
|            |    | Reserve Champion Market Heifer ..... | Rosette  |



## WETHER LAMB CARCASS CLASS

**Superintendent**..... Nick Saathoff  
**Asst. Superintendents** .....Robert Wright, Shawn Unger

**Weigh-in: Monday, July 22, 2024, from 5:30 p.m. - 6:30 p.m. Beef Barn**

**Judging on Hoof: Monday, July 22, 2024, at 7:00 p.m. Beef Barn**

**Carcass Judging: Saturday, July 27, 2024, at 8:30 a.m. at Chenoa Locker, 8 N Veto St., Chenoa, IL 61726**

**Weight: 90 lbs. minimum**

All lambs must show only lamb teeth.

All lambs must be shorn within 10 days of the show.

All lambs must be free from disease.

All lambs must meet 2024 Exhibition Livestock Health Requirements in the back of this book.

An individual exhibitor will be allowed one entry in this class.

The exhibitor will be responsible for contacting the superintendent concerning the sale of the carcass **immediately after the show.**


Grand Champion and Reserve Grand Champion will be sold at the 4-H Livestock Auction, if qualified.

262. On Hoof .....\$ \$ \$

263. Carcass .....\$ \$ \$

    Grand Champion..... Trophy

    Reserve Grand Champion .....Rosette



# SHEEP

**Superintendent**..... Nick Saathoff  
**Asst. Superintendents**..... Robert Wright, Shawn Unger

## Judging

### Market Lamb and Sheep Breeding Shows – Thursday, 3:30 p.m.


**NOTE:** Registration papers should be checked at the time and place designated by the Department Superintendent. Any time there is a question concerning the age of animals in this department, a qualified veterinarian will mouth the animal and his decision will be final. Market ewe lambs show only in market classes.

**AUCTION RULES:** Market wethers must place in the A or B group to be eligible to sell. Be sure to read Rules and Regulations.

All sheep must be ear tagged or tattooed.

All wethers must be healed and show no evidence of testicular tissue.

| Katahdin<br>2 | Columbia<br>4 | Dorset<br>3 | Hampshire<br>2 | Shropshire<br>2 | Southdown | Suffolk | Montedale<br>2 | Other Breeds<br>2 | Grade<br>5 |                                                                          |
|---------------|---------------|-------------|----------------|-----------------|-----------|---------|----------------|-------------------|------------|--------------------------------------------------------------------------|
| 200           | 204           | 208         | 212            | 216             | 220       | 224     | 228            | 232               | 236        | Ram Lamb.....\$ \$ \$                                                    |
|               |               |             |                |                 |           |         |                |                   |            | Champion Ram.....Rosette                                                 |
|               |               |             |                |                 |           |         |                |                   |            | Reserve Champion Ram.....Rosette                                         |
| 201           | 205           | 209         | 213            | 217             | 221       | 225     | 229            | 233               | 237        | Ewe Lamb.....\$ \$ \$                                                    |
| 202           | 206           | 210         | 214            | 218             | 222       | 226     | 230            | 234               | 238        | Yearling Ewe.....\$ \$ \$                                                |
|               |               |             |                |                 |           |         |                |                   |            | Champion Ewe.....Rosette                                                 |
|               |               |             |                |                 |           |         |                |                   |            | Reserve Champion Ewe.....Rosette                                         |
| 203           | 207           | 211         | 215            | 219             | 223       | 227     | 231            | 235               | 239        | Pair of Breeding Lambs.....\$ \$ \$                                      |
|               |               |             |                |                 |           |         |                |                   |            | Grand Champion Ram.....Trophy                                            |
|               |               |             |                |                 |           |         |                |                   |            | Reserve Grand Champion Ram.....Rosette                                   |
|               |               |             |                |                 |           |         |                |                   |            | Grand Champion Ewe.....Trophy                                            |
|               |               |             |                |                 |           |         |                |                   |            | Reserve Grand Champion Ewe.....Rosette                                   |
|               |               |             |                |                 |           |         |                |                   | 240        | Wether Class A, all breeds.....\$ \$ \$                                  |
|               |               |             |                |                 |           |         |                |                   |            | Wether Class B, all breeds.....\$ \$ \$                                  |
|               |               |             |                |                 |           |         |                |                   |            | Wether Class C, all breeds.....\$ \$ \$                                  |
|               |               |             |                |                 |           |         |                |                   |            | Wether Class D, all breeds.....\$ \$ \$                                  |
|               |               |             |                |                 |           |         |                |                   |            | Wether Class E, all breeds.....\$ \$ \$                                  |
|               |               |             |                |                 |           |         |                |                   |            | Grand Champion Wether.....Trophy                                         |
|               |               |             |                |                 |           |         |                |                   |            | Reserve Grand Champion Wether.....Rosette                                |
|               |               |             |                |                 |           |         |                |                   | 241        | Pair of Wethers, Class A, all breeds.....\$ \$ \$                        |
|               |               |             |                |                 |           |         |                |                   |            | Pair of Wethers, Class B, all breeds.....\$ \$ \$                        |
|               |               |             |                |                 |           |         |                |                   |            | Grand Champion Pair of Wethers.....Trophy                                |
|               |               |             |                |                 |           |         |                |                   |            | Reserve Grand Champion Pair of Wethers.....Rosette                       |
|               |               |             |                |                 |           |         |                |                   | 242        | Market Ewe Lambs.....\$ \$ \$                                            |
|               |               |             |                |                 |           |         |                |                   | 243        | Pair of Market Ewe Lambs Class A.....\$ \$ \$                            |
|               |               |             |                |                 |           |         |                |                   |            | Pair of Market Ewe Lambs Class B.....\$ \$ \$                            |
|               |               |             |                |                 |           |         |                |                   |            | Grand Champion Market Ewe Lamb.....Trophy                                |
|               |               |             |                |                 |           |         |                |                   |            | Reserve Grand Champion Market Ewe Lamb.....Rosette                       |
|               |               |             |                |                 |           |         |                |                   |            | Grand Champion Pair Market Ewe Lambs.....Trophy                          |
|               |               |             |                |                 |           |         |                |                   |            | Reserve Grand Champion Pair Market Ewe Lambs.....Rosette                 |
|               |               |             |                |                 |           |         |                |                   |            | Junior Showmanship (4-H sheep exhibitors ages 8-13).....Trophy           |
|               |               |             |                |                 |           |         |                |                   |            | Senior Showmanship (4-H sheep exhibitors ages 14 & over only).....Trophy |
|               |               |             |                |                 |           |         |                |                   |            | Master Showman (see Showman of Showmen rules on page 10).....Plaque      |
|               |               |             |                |                 |           |         |                |                   |            | Alternate Master Showman.....Rosette                                     |



## DAIRY CATTLE

Superintendent.....Lois Meyer

**Judging – Wednesday, July 31, 2024 – 10:00 a.m.**  
*Animals must be in place by Wednesday at 7:00 a.m.*

Entries in the Dairy classes must have been the property of the exhibitor and a part of this project in accordance with the following dates: Junior and Senior Calves - June 1, current year; Cows - January 1, current year.

**NOTE:** Health and registration papers shall be checked at the time and place designated by the Department Superintendent.

*All dairy animals should be clipped.* Animal dates are the same as Junior Show.

| Ayrshire | Brown Swiss | Guernsey | Holstein | Jersey | Milking<br>Shorthorn | Grade |                                                                                 |          |
|----------|-------------|----------|----------|--------|----------------------|-------|---------------------------------------------------------------------------------|----------|
| 100      | 114         | 128      | 142      | 156    | 170                  | 184   | Spring Heifer Calf (born between Mar 1 current year – May 1 current year) ..... | \$ \$ \$ |
| 101      | 115         | 129      | 143      | 157    | 171                  | 185   | Winter Heifer Calf (born between Dec 1 - Feb 28 current year) .....             | \$ \$ \$ |
| 102      | 116         | 130      | 144      | 158    | 172                  | 186   | Fall Heifer Calf (born between Sept 1 and Nov 30) .....                         | \$ \$ \$ |
| 103      | 117         | 131      | 145      | 159    | 173                  | 187   | Summer Yearling (born between June 1 and Aug 31).....                           | \$ \$ \$ |
| 104      | 118         | 132      | 146      | 160    | 174                  | 188   | Spring Yearling Heifer .....                                                    | \$ \$ \$ |
| 105      | 119         | 133      | 147      | 161    | 175                  | 189   | Winter Yearling Heifer .....                                                    | \$ \$ \$ |
| 106      | 120         | 134      | 148      | 162    | 176                  | 190   | Fall Yearling Heifer.....                                                       | \$ \$ \$ |
|          |             |          |          |        |                      |       | Junior Champion.....                                                            | Rosette  |
|          |             |          |          |        |                      |       | Reserve Junior Champion.....                                                    | Rosette  |
| 107      | 121         | 135      | 149      | 163    | 177                  | 191   | Dry Cow 3- & 4-year-old .....                                                   | \$ \$ \$ |
| 108      | 122         | 136      | 150      | 164    | 178                  | 192   | Dry Aged Cow .....                                                              | \$ \$ \$ |
| 109      | 123         | 137      | 151      | 165    | 179                  | 193   | Junior 2-year-old Cow .....                                                     | \$ \$ \$ |
| 110      | 124         | 138      | 152      | 166    | 180                  | 194   | Senior 2-year-old Cow.....                                                      | \$ \$ \$ |
| 111      | 125         | 139      | 153      | 167    | 181                  | 195   | Cows 3 and 4 years old.....                                                     | \$ \$ \$ |
| 112      | 126         | 140      | 154      | 168    | 182                  | 196   | Best Udder .....                                                                | \$ \$ \$ |
| 113      | 127         | 141      | 155      | 169    | 183                  | 197   | Aged Cows .....                                                                 | \$ \$ \$ |
|          |             |          |          |        |                      |       | Senior Champion .....                                                           | Rosette  |
|          |             |          |          |        |                      |       | Reserve Senior Champion .....                                                   | Rosette  |
|          |             |          |          |        |                      |       | Breed Champion .....                                                            | Rosette  |
|          |             |          |          |        |                      |       | Reserve Breed Champion .....                                                    | Rosette  |
|          |             |          |          |        |                      |       | Junior Showmanship (4-H dairy exhibitors ages 8-13) .....                       | Trophy   |
|          |             |          |          |        |                      |       | Senior Showmanship (4-H exhibitors ages 14 and over only) .....                 | Trophy   |
|          |             |          |          |        |                      |       | Master Showman (see Showman of Showmen rules on page 10).....                   | Plaque   |
|          |             |          |          |        |                      |       | Alternate Master Showman .....                                                  | Rosette  |
|          |             |          |          |        |                      |       | Grand Champion Female.....                                                      | Trophy   |
|          |             |          |          |        |                      |       | Reserve Grand Champion Female .....                                             | Rosette  |

## SWINE

**Superintendents**.....William VanWassenhove, Rick White  
**Asst. Superintendents**.....Josh Foltz, Andrew Frerichs, Dustin Wright

**Judging - Market Gilt Show - Thursday at 9:00 a.m. with Barrow show immediately following.**

**Breeding Show – Thursday at 9:00 a.m.**

**Check-in for Breeding Swine 5:00-7:00 p.m. Wednesday**

**Swine for exhibition must have a health paper.**

Enter market animals in class numbers in bold to be broken at scale.

**NOTE:** Health and registration papers shall be checked at the time and place designated by the Department Superintendent. No oil, powder, or hair coating may be used to dress hogs for the show. Failure to follow this rule is the cause for disqualification. 4-H'ers may only exhibit two pairs of barrows per breed. However, only one premium per class will be given. All hogs must have a healed ear notch. (Preferably given at birth). All Swine entered as purebred must have a registration paper and must be registered in the name of the exhibitor only. **Swine for exhibition must have a health paper.**

| Berkshire  | Chester    | Duroc      | Hereford   | Polands    | Spotted    | Yorkshire  | AOB        | Cross      |                                                          |
|------------|------------|------------|------------|------------|------------|------------|------------|------------|----------------------------------------------------------|
| 300        | 304        | 308        | 312        | 316        | 320        | 324        | 328        | 332        | Gilt, farrowed after January 1, before February 1 .....  |
| 301        | 305        | 309        | 313        | 317        | 321        | 325        | 329        | 333        | Gilt, farrowed after February 1 and before March 1 ..... |
| 302        | 306        | 310        | 314        | 318        | 322        | 326        | 330        | 334        | Gilt, farrowed March 1 or after.....                     |
|            |            |            |            |            |            |            |            |            | Champion Gilt .....                                      |
|            |            |            |            |            |            |            |            |            | Reserve Champion Gilt.....                               |
|            |            |            |            |            |            |            |            |            | Grand Champion Gilt.....                                 |
|            |            |            |            |            |            |            |            |            | Reserve Grand Champion Gilt .....                        |
| <b>348</b> | <b>349</b> | <b>350</b> | <b>351</b> | <b>352</b> | <b>353</b> | <b>354</b> | <b>355</b> | <b>356</b> | Individual Barrow - Lightweight .....                    |
|            |            |            |            |            |            |            |            | 357        | Individual Barrow - B .....                              |
|            |            | 358        |            |            |            | 359        |            | 360        | Individual Barrow - C .....                              |
|            |            |            |            |            |            |            |            | 361        | Individual Barrow - D.....                               |
|            |            |            |            |            |            |            |            | 362        | Individual Barrow - E .....                              |
|            |            |            |            |            |            |            |            | 363        | Individual Barrow - F .....                              |
|            |            |            |            |            |            |            |            | 364        | Individual Barrow - G.....                               |
|            |            |            |            |            |            |            |            | 365        | Individual Barrow - H.....                               |
|            |            |            |            |            |            |            |            | 366        | Individual Barrow - I .....                              |
|            |            |            |            |            |            |            |            | 367        | Individual Barrow - J.....                               |
| 368        | 369        | 370        | 371        | 372        | 373        | 374        | 375        | 376        | Individual Barrow - Heavyweight.....                     |
|            |            |            |            |            |            |            |            |            | Champion Barrow.....                                     |
|            |            |            |            |            |            |            |            |            | Reserve Champion Barrow .....                            |
| <b>377</b> | <b>378</b> | <b>379</b> | <b>380</b> | <b>381</b> | <b>382</b> | <b>383</b> | <b>384</b> | <b>385</b> | Pair of Barrows - Lightweight .....                      |
|            |            |            |            |            |            |            |            | 386        | Pair of Barrows – B .....                                |
|            |            |            |            |            |            |            |            | 387        | Pair of Barrows – C .....                                |
|            |            |            |            |            |            |            |            | 388        | Pair of Barrows - D.....                                 |
|            |            |            |            |            |            |            |            | 389        | Pair of Barrows - E .....                                |
|            |            |            |            |            |            |            |            | 390        | Pair of Barrows - F .....                                |
|            |            | 391        |            |            |            | 392        |            | 393        | Pair of Barrows - Heavyweight.....                       |
|            |            |            |            |            |            |            |            |            | Champion Pair of Barrows.....                            |
|            |            |            |            |            |            |            |            |            | Reserve Champion Pair of Barrows .....                   |
|            |            |            |            |            |            |            |            |            | Grand Champion Barrow.....                               |
|            |            |            |            |            |            |            |            |            | Reserve Grand Champion Barrow .....                      |
|            |            |            |            |            |            |            |            |            | Grand Champion Pair of Barrows.....                      |



|            |            |                                                                      |          |
|------------|------------|----------------------------------------------------------------------|----------|
|            |            | Reserve Grand Champion Pair of Barrows .....                         | Trophy   |
|            | <b>394</b> | Market Gilt - Class A.....                                           | \$ \$ \$ |
| All Breeds | 395        | Market Gilt - Class B.....                                           | \$ \$ \$ |
|            | 396        | Market Gilt - Class C.....                                           | \$ \$ \$ |
|            | 397        | Market Gilt - Class D.....                                           | \$ \$ \$ |
|            | 398        | Market Gilt - Class E.....                                           | \$ \$ \$ |
|            | 399        | Market Gilt - Class F.....                                           | \$ \$ \$ |
|            |            | Champion Market Gilt.....                                            | Trophy   |
|            |            | Reserve Champion Market Gilt .....                                   | Trophy   |
|            |            | Junior Showmanship (4-H Swine exhibitors ages 8-13) .....            | Trophy   |
|            |            | Senior Showmanship (4-H Swine exhibitors ages 14 and over only)..... | Trophy   |
|            |            | Master Showman (see Showman of Showmen rules on page 10).....        | Plaque   |
|            |            | Alternate Master Showman .....                                       | Rosette  |

### MARKET ANIMAL WEIGHTS

There will be no minimum or maximum weight to show in 4-H.


Must make weight of 230 lbs. and may not weigh more than 300 lbs. (**EXCEPTION; Grand Champion & Reserve Grand Champion**) to sell in auction.

Market Swine must be weighed and numbered Wednesday from 5-7:00 p.m.

No weighing will be done on Thursday morning.

Animals will be broken into weight classes as evenly as possible by computer.

4-H Auction entries will be made, and fees collected from 5-7:00 p.m. Wednesday, in the Swine Show Ring



## 4-H PORK PREMIERE

Superintendent..... Andrew Frerichs

**Weigh-in: Monday, July 22, 2024, from 5:30 p.m. - 6:30 p.m.**

**Judging on Hoof: Monday, July 22, 2024, at 7:00 p.m., Beef Barn**

**Carcass Judging: Saturday, July 27, 8:30 a.m. at Chenoa Locker, 8 N Veto St., Chenoa, IL 61726**

Exhibits will be placed based on a combined carcass merit and pounds of carcass per day of age score. To be eligible for awards, all carcasses must meet the following minimum standards:

1. Pig must be farrowed after January 20 of current 4-H year. Both purebred and crossbred pigs are eligible. The pigs **do not** have to be farrowed by the exhibitor.
2. Each exhibitor may nominate a maximum of 25 barrows at the time of tattooing. Pigs must be castrated before they are tattooed. NO pigs will be tattooed until they are castrated.
3. Barrows must be nominated, ear-notched and tattooed with a box "K" before they are 35 days old. Pigs cannot weigh more than the equivalent of 1.0 pounds per day of age when tattooed.
4. Tattooing will be supervised by the Extension Staff Member or someone else appointed by the 4-H Ag Committee. Each nomination form must be completed in triplicate. One form is to be retained by the exhibitor, a second copy is retained by the Extension Office, and the third copy is sent to the superintendent.
5. Each exhibitor will be allowed to enter one barrow in the premiere class.
6. To be eligible for premiums, carcasses must meet the following standards:
  - a) Minimum hot carcass weight of at least 170 pounds.
  - b) Maximum hot carcass weight of 225 pounds.
  - c) Minimum 10<sup>th</sup> rib fat thickness of 0.50 inches.
  - d) Minimum carcass length of 30.5 inches.
    - e) Maximum loin muscle area of 8.0 square inches allowed in calculating percent FFL and/or Pounds of Acceptable Standardized Fat-Free Lean Gain per Day on Test.
  - f) Tenth rib fat depth, length and loin eye area based on hot carcass weight as follows:

### HOT CARCASS WEIGHT

|                                      | 170-179 | 180-189 | 190-199 | 200-225 |
|--------------------------------------|---------|---------|---------|---------|
| Tenth rib fat depth, maximum inches  | .90     | 1.00    | 1.10    | 1.20    |
| Loin eye area, minimum square inches | 5.25    | 5.50    | 5.75    | 6.00    |

- g) The loin muscle is evaluated for color, marbling, and firmness. The following scoring systems will be used: **Color** - NPPC Official Color Standards range from 1.0 (pale pinkish gray to white) to 6.0 (dark purplish red). Loin muscle color scores of 2.0 or lower and 6.0 are disqualified. **Marbling** – NPPC Official Marbling Standards range from 1.0 (1% intramuscular fat to 10.0) (10% intramuscular fat). Loin muscle-marbling scores of greater than 6.0 are disqualified. **Firmness/Wetness** – A three-point scale of assessing wetness and firmness of loin muscle will be utilized: 1 = exudative and soft; 2 = moist and firm; 3 = dry and very firm. Loin muscle firmness and wetness scores of 1 will be disqualified.
- h) Pork carcasses that meet the requirements listed above will be ranked by percent fat-free lean (regular carcass show) or pounds of acceptable standardized fat-free gain per day on test (premiere carcass show) using the following equations:
  1. Regular Carcass Show: Pounds of FFL = 8.588 - (21.896 X 10<sup>th</sup> rib fat depth, inches) + (3.005 x 10<sup>th</sup> rib loin muscle area, square inches) + (0.465 x warm carcass weight, pounds). To convert to percentage FFL, divide by warm carcass weight and multiply by 100.
  2. Premiere Carcass Show:

Pounds of Acceptable Standardized Fat-Free Lean Gain per Day on Test =

| Pounds of Fat-Free Lean at Ending Weight                                                                                 | Pounds of Fat-Free Lean at Initial Weight |
|--------------------------------------------------------------------------------------------------------------------------|-------------------------------------------|
| 8.588 + 0.465 x Adj. Carcass Weight, pounds<br>-21.896 x Tenth rib back fat, inches<br>+3.005 x Loin Muscle Area, inches | (0.418 x Live Weight, pounds) – 3.650     |

(Days on test)

7. Grand Champion and Reserve Grand Champion carcasses will be sold at the 4-H Auction.
8. The Kankakee County Pork Producers are offering additional premium money to the top four places. The premiums will be \$50, \$40, \$30, \$20. They will pay the top four hogs that qualify.

- 405 Pork Premiere Class (on hoof) ..... \$ \$ \$  
 Grand Champion Carcass..... Trophy  
 Reserve Grand Champion Carcass ..... Rosette  
 Pork Premiere pigs do not need to be tested.  
 Live (on hoof) animals judged unsound will be disqualified from competition. The judge’s decision will be final. The minimum live weight for the 2024 Illinois State Fair Pork Premiere program is 220 lbs.
- 406 Pork Premiere (on the rail)..... \$ \$ \$

## HORSES AND PONIES

**Superintendent**.....Cameron Schwark  
**Assistant Superintendents**..... Diane Hart, Nicky Shute, and Michelle Smaga

**Barn Closes at 10:00 p.m.**  
**Judging - Thursday at 9:00 a.m.**

**NOTE:** Exhibitors will be paid only one premium per class number. All animals measured as shown.

*Helmets (ASI/SEI approved protective headgear) with safety harness buckled will be required by all riders whenever mounted. They are required in all English, Western and Gymkhana (gaming classes).*

1. **DRESS CODE FOR 4-H HORSE EXHIBITORS - All Western class exhibitors are required to wear BLUE JEANS ONLY**, western shirts and boots. No showmanship coats or chaps allowed. All English class exhibitors are required to wear English attire.
2. 4-H exhibitors will be allowed one 4-H attendant in ring while showing.
3. The identification number to be used in the ring for the 4-H Show will be issued to exhibitors when records are checked. All ages are 4-H age.
4. All animals will stay the duration of the Fair. Release time is 9:00 p.m. Sunday or when Fair Board President announces their release.
5. **Miniatures will be two per stall. If only one per stall, use the other half for tack.**
6. All horses and ponies except mares with/and suckling colts will be tied while in barn.
7. All 4-H horses must be ridden and exercised only in the make-up ring.
8. No animal may be shown by more than one exhibitor.
9. If the 4-H'er's animal dies or is injured after the ownership deadline, the animal may **NOT** be replaced for the current show year. The 4-H'er may exhibit in the Animal Science area (report, poster, etc.) during General Projects judging. The Extension Office must be made aware of the situation prior to judging.
10. Animal Ownership – **Immediate Family** – consists of Parents, Grandparents, Brother, or Sister. **Purebred registration papers must be in the individual member's name.**
11. The ponies will be 56" and under.
12. Miniature Horses will be 38" and under.
13. Horses will be 56" and over.
14. Any animal 3 years and over and under 56" will be considered a pony.
15. All ponies will be measured.
16. Horses, ponies, mules, etc. 12 months & older participating in advertised equine event shall be accompanied by a negative test for Equine Infectious Anemia/E.I.A. (Coggins/Celissa) conducted within one year.
17. Ponies must choose Western or English style. May not show same pony in both.

|     |                                                                                      |                   |
|-----|--------------------------------------------------------------------------------------|-------------------|
| 500 | Best Groomed Horse or Pony (All Ages) .....                                          | \$ \$ \$ & Trophy |
| 501 | Mini Halter.....                                                                     | \$ \$ \$ & Trophy |
| 502 | Pony Halter .....                                                                    | \$ \$ \$ & Trophy |
| 503 | Foals & Yearlings Halter .....                                                       | \$ \$ \$ & Trophy |
| 504 | Mares & Foals Halter.....                                                            | \$ \$ \$ & Trophy |
| 505 | Horse Halter – Mare.....                                                             | \$ \$ \$ & Trophy |
| 506 | Horse Halter – Gelding .....                                                         | \$ \$ \$ & Trophy |
| 507 | Aged Halter (Horse 15 yrs. and over) .....                                           | \$ \$ \$ & Trophy |
| 508 | Non-Quarter Horse Halter.....                                                        | \$ \$ \$ & Trophy |
|     | Grand and Reserve Halter .....                                                       | Trophy            |
|     | Sr. Showmanship (4-H Horse and Pony exhibitors ages 14 and over are eligible) .....  | Trophy            |
|     | Jr. Showmanship (4-H Horse and Pony exhibitors 11-13 years old are eligible) .....   | Trophy            |
|     | Novice Showmanship (4-H Horse and Pony exhibitors 8-10 years old are eligible) ..... | Trophy            |
|     | Master Showman (See Showman of Showmen rules on page 10).....                        | Plaque            |
|     | Alternate Master Showman.....                                                        | Rosette           |
| 509 | Halter Obstacle.....                                                                 | \$ \$ \$ & Trophy |

\*\*\* 15 Minute Break \*\*\*

|     |                                                            |                   |
|-----|------------------------------------------------------------|-------------------|
| 510 | English Walk Trot.....                                     | \$ \$ \$ & Trophy |
| 511 | English Pleasure.....                                      | \$ \$ \$ & Trophy |
| 512 | English Equitation 13 and under.....                       | \$ \$ \$ & Trophy |
| 513 | English Equitation 14 and over.....                        | \$ \$ \$ & Trophy |
| 514 | Open Driving (Driver Any Age and Horse, Pony, or Mini..... | \$ \$ \$ & Trophy |

\*\*\* 30-minute Lunch Break \*\*\*

\*\* Driving Exhibition \*\*

|     |                                       |                   |
|-----|---------------------------------------|-------------------|
| 515 | Pony Pleasure.....                    | \$ \$ \$ & Trophy |
| 516 | Western Walk Trot 10 and under.....   | \$ \$ \$ & Trophy |
| 517 | Western Walk Trot 11 and over.....    | \$ \$ \$ & Trophy |
| 518 | Western Pleasure 10 and under.....    | \$ \$ \$ & Trophy |
| 519 | Western Pleasure 11 and over.....     | \$ \$ \$ & Trophy |
| 520 | Ranch Rail Pleasure 10 and under..... | \$ \$ \$ & Trophy |
| 521 | Ranch Rail Pleasure 11 and over.....  | \$ \$ \$ & Trophy |
| 522 | Horsemanship 13 and under.....        | \$ \$ \$ & Trophy |
| 523 | Horsemanship 14 and over.....         | \$ \$ \$ & Trophy |
| 524 | Bareback Walk Trot.....               | \$ \$ \$ & Trophy |
| 525 | Bareback Pleasure.....                | \$ \$ \$ & Trophy |
| 526 | Egg and Spoon – All Ages.....         | \$ \$ \$ & Trophy |

\*\* Freestyle Riding Exhibition \*\*

\*\*\* 15 Minute Break \*\*\*

|     |                                                                    |                   |
|-----|--------------------------------------------------------------------|-------------------|
| 527 | Trial – All Ages .....                                             | \$ \$ \$ & Trophy |
| 528 | Jr Poles (exhibitor must be 8-13 years of age) .....               | \$ \$ \$ & Trophy |
| 529 | Sr Poles (exhibitor must be 14 years of age or over) .....         | \$ \$ \$ & Trophy |
| 530 | Jr Barrels (exhibitor must be 8-13 years of age) .....             | \$ \$ \$ & Trophy |
| 531 | Sr Barrels (exhibitor must be 14 years of age or over) .....       | \$ \$ \$ & Trophy |
| 532 | Jr Dash for Cash (exhibitor must be 8-13 years of age) .....       | \$ \$ \$ & Trophy |
| 533 | Sr Dash for Cash (exhibitor must be 14 years of age or over) ..... | \$ \$ \$ & Trophy |
| 534 | Keyhole 13 and under.....                                          | \$ \$ \$ & Trophy |
| 535 | Keyhole 14 and over.....                                           | \$ \$ \$ & Trophy |

## CATS

**Superintendent**..... Kim Yohnka  
**Assistant Superintendents**..... Becky Williams

**Judging –Thursday at 6:30 p.m., Extension Office, 1650 Commerce Dr., Bourbonnais, IL**  
*(This event will follow the Small Pets Judging that starts at 6:00 p.m.)*

|      |                                                                    |                 |
|------|--------------------------------------------------------------------|-----------------|
| 1000 | Cats, 1 year and older, (long hair).....                           | \$ \$ \$        |
| 1001 | Cats, 1 year and older, (short hair).....                          | \$ \$ \$        |
| 1002 | Kittens, long hair (over 6 mos., less than 1 yr. old) .....        | \$ \$ \$        |
| 1003 | Kittens, short hair (over 6 mos., less than 1 yr. old) .....       | \$ \$ \$        |
| 1004 | Kittens, all types, (4-6 mos.) Not eligible for Best of Show ..... | \$ \$ \$        |
|      | Best Cat of Show .....                                             | Rosette, Trophy |
|      | Best-Neutered Cat .....                                            | Rosette         |
|      | Best-Spayed Cat .....                                              | Rosette         |
|      | Best Male Cat .....                                                | Rosette         |
|      | Best Female Cat.....                                               | Rosette         |

**Current rabies vaccination certificate will be required.**

All cats **must** be kept in an appropriate carrier throughout the show. The only time the cat is out of the carrier is when the judge is working with the animal.

# GOATS

**Superintendent** ..... Nicole Brammer  
**Assistant Superintendents** ..... Jennifer Bauer, Andrew Radtke

**Boer Wether Weigh-In – Wednesday 9-10:00 a.m.**

**Judging Dairy Goats - Thursday at 9:00 a.m.**

**Judging Boer Goats – Thursday at 9:00 a.m., Wethers will show first Thursday.**

**Master Showman will be Thursday following the Boer Show**

**NOTE:** Health papers shall be checked at the time and place designated by the Department Superintendent. Governed by ADGA and ABGA rules.

Due to sanitary conditions, **NO GOAT MILK** will be dumped on the ground. Take it home or take it to the manhole across the drive from the Junior Horse Barn and dump it in there. Failure to comply with this rule can result in premiums being forfeited and/or the exhibitor being barred from further exhibition. Wethers must be healed. 4-H members must be enrolled in the Goat project by January 1. Required dates of ownership are Milking Does –January 1; Kids and Yearlings not in milk wethers – June 1. All animals must meet breed characteristics. All tattoos must be healed. No horned animals except Meat Goats. Registration papers will be checked before the show. **Any animal which possesses any percentage meat bloodline must be shown in the meat class only.**

Full Blood-Registered with ABGA and have papers. %Boer- Registered with ABGA and have papers. Commercial- Do not have papers. Goats need to be in the 4-H members name and **no leased goats.**

| Full Blood<br>Boer | Boer | Pure Breed<br>Dairy | Recorded<br>Grade | Commercial<br>Market | Mini Silky |                                                                                  |
|--------------------|------|---------------------|-------------------|----------------------|------------|----------------------------------------------------------------------------------|
|                    |      | 600                 | 607               |                      |            | Jr. Doe Kid (born after April 1 current year).....\$ \$ \$                       |
|                    |      | 601                 | 608               |                      |            | Sr. Doe Kid (born between Jan 1 & March 31, current year .....\$ \$ \$           |
|                    |      | 602                 | 609               |                      |            | Doe (under 2 years, yet to freshen).....\$ \$ \$                                 |
|                    |      |                     |                   |                      |            | Reserve Junior Champion Doe .....Rosette                                         |
|                    |      | 603                 | 610               |                      |            | Doe (under 2 years, freshened).....\$ \$ \$                                      |
|                    |      | 604                 | 611               |                      |            | Doe (2 years old and under 3, freshened) .....\$ \$ \$                           |
|                    |      | 605                 | 612               |                      |            | Doe (3 years and under 5 years, freshened).....\$ \$ \$                          |
|                    |      | 606                 | 613               |                      |            | Doe (5 years and older).....\$ \$ \$                                             |
|                    |      |                     |                   |                      | 631        | Wethers – Miniature Silky.....\$ \$ \$                                           |
|                    |      |                     | 614               |                      |            | Dairy Goat Wethers (born after Oct. 1 of previous year) .....\$ \$ \$            |
|                    |      |                     |                   |                      |            | Reserve Senior Champion Doe.....Rosette                                          |
|                    |      |                     |                   |                      |            | Grand Champion Dairy Goat Wether .....Trophy                                     |
|                    |      |                     |                   |                      |            | Reserve Grand Champion Dairy Goat Wether .....Trophy                             |
|                    |      |                     |                   |                      |            | Dairy Goat Showmanship, Junior, and Senior.....Trophy                            |
| 615                | 620  |                     |                   | 625                  | 632        | Doe, 0-6 months.....\$ \$ \$                                                     |
| 616                | 621  |                     |                   | 626                  | 633        | 6-12 months .....\$ \$ \$                                                        |
|                    |      |                     |                   |                      |            | Junior Champion Doe .....Trophy                                                  |
|                    |      |                     |                   |                      |            | Reserve Junior Champion Doe .....Rosette                                         |
| 617                | 622  |                     |                   | 627                  | 634        | 12-24 months .....\$ \$ \$                                                       |
| 618                | 623  |                     |                   | 628                  | 635        | 24-36 months .....\$ \$ \$                                                       |
| 619                | 624  |                     |                   | 629                  | 636        | 36-above .....\$ \$ \$                                                           |
|                    |      |                     |                   |                      |            | Senior Champion Doe.....Trophy                                                   |
|                    |      |                     |                   |                      |            | Reserve Senior Champion Doe.....Trophy                                           |
|                    |      |                     |                   | 630                  |            | Commercial Meat Goat Wether (born after Oct. 1 of current 4-H year).....\$ \$ \$ |
|                    |      |                     |                   |                      |            | Grand Champion Meat Goat Wether .....Trophy                                      |
|                    |      |                     |                   |                      |            | Reserve Grand Champion Meat Goat Wether .....Rosette                             |
|                    |      |                     |                   |                      |            | Grand Champion Jr. Boer Doe of Show.....Trophy                                   |
|                    |      |                     |                   |                      |            | Reserve Grand Champion Jr Boer Doe of Show .....Rosette                          |
|                    |      |                     |                   |                      |            | Grand Champion Sr. Boer Doe of Show .....Trophy                                  |
|                    |      |                     |                   |                      |            | Reserve Grand Champion Sr Boer Doe of Show.....Rosette                           |
|                    |      |                     |                   |                      |            | Boer Showmanship, Junior, and Senior.....Trophy                                  |
|                    |      |                     |                   |                      |            | Master Showmanship (Dairy & Boer Showman).....Plaque                             |
|                    |      |                     |                   |                      |            | Alternate Master Showman .....Rosette                                            |



# POULTRY

**Superintendent**..... Becky Ramirez  
**Assistant Superintendents**.....Victoria Ramirez, Samantha Ramirez

**Judging – Wednesday, at 1:00 p.m.**

**Showmanship –TBA**

**Junior Showmanship (4-H poultry exhibitors ages 8-13)**

**Senior Showmanship (4-H poultry exhibitors ages 14-18)**

**Rooster Crowing Contest – Sunday, 5:00 p.m. or after Ag Olympics**

## GENERAL RULES

1. All exhibitors are required to handle their birds during the show. In case of sickness, two entries, or conflict in judging schedule, another Kankakee County 4-H member may be secured to help. Parents or adults cannot help in the ring.
2. Each exhibitor may make two entries in each of the following classes; however, only one premium will be paid per class.
  - a. A Cock (old male) is a male 12 months old or older.
  - b. A Hen (old female) is a female 12 months old or older.
  - c. A Cockerel (young male) is a male less than 12 months old.
  - d. A Pullet (young female) is a female less than 12 months old.
3. A breeding pen will be 3 birds, same age, 1 male and 2 females.
  - a. A pen will consist of 1 male and 2 females of the same age and breed. A pair will consist of 1 male and 1 female of the same age and breed. Young birds or old birds.
  - b. A broiler-fryer market pen shall consist of three birds of the same sex and uniform market size 1.5 lbs and under. All birds must be hatched after January 1 of the current year and of a marketable size at show time.
  - c. A roaster market pen shall consist of three birds of the same sex and uniform market size 5.1 lbs and over. All birds must be hatched after January 1 of the current year and of a marketable size at show time.
  - d. An Egg production pen shall consist of three standard size hens.
4. Market classes will be judged on conformation, fleshing, finish, feathering and uniformity.
5. Egg production shall consist of 1 dozen eggs, and will be judged on the following:
  - a. Uniformity of color b. Cleanliness of shell c. Soundness of shell
  - b. Uniformity of shape e. Uniformity of size f. Interior quality
6. Pheasant and Wildlife exhibitors must furnish their own cooping.
7. Birds may be shown as breeding **or** market birds, not as both.
8. Each pen should have spill-proof water and feed containers to hold enough feed & water for the bird’s health over a 12-hour period.
9. All birds penned on the floor must have a minimum of 1-1/2 inches of bedding.

| Cockerel | Pullet | Cock | Hen | Pen | <b>STANDARD</b>                |          |
|----------|--------|------|-----|-----|--------------------------------|----------|
| 700      | 701    | 702  | 703 | 704 | All American Breeds.....       | \$ \$ \$ |
| 705      | 706    | 707  | 708 | 709 | All Mediterranean Breeds ..... | \$ \$ \$ |
| 710      | 711    | 712  | 713 | 714 | Asiatic Breeds .....           | \$ \$ \$ |
| 715      | 716    | 717  | 718 | 719 | All English Breeds .....       | \$ \$ \$ |
| 720      | 721    | 722  | 723 | 724 | All Continental Breeds .....   | \$ \$ \$ |
| 725      | 726    | 727  | 728 | 729 | All Other Breeds .....         | \$ \$ \$ |
|          |        |      |     |     | Best of Breed.....             | Rosette  |

**American** – Plymouth Rock, Wyandotte, Rhode Island Red, Any Other American

**Mediterranean** – Leghorn, Minorca, Any Other Mediterranean

**Asiatic Breeds** – Brahma, Cochin, Langshan

**English** – Orpington, Australop, Sussex, Cornish, Any Other English

**Continental** – Hamburg, Polish, Faverolle, Any Other Continental

**All Other Breeds** – Sumatra, Cubalaya, Phoenix, Ameracauna, Any Other Breed

|     |                                                                               |          |
|-----|-------------------------------------------------------------------------------|----------|
| 730 | Egg Production – (Eggs, 1 dozen) .....                                        | \$ \$ \$ |
| 731 | Non-commercial Egg Production (Quail, Duck, etc.) – Eggs, 1 dozen .....       | \$ \$ \$ |
| 732 | Egg Decorating – (1-6 eggs, must be blown).....                               | \$ \$ \$ |
| 733 | Egg Production Pen .....                                                      | \$ \$ \$ |
|     | Champion Standard Chicken .....                                               | Trophy   |
|     | Champion Meat Pen (to come from best of Broiler-Fryer and Roaster pens) ..... | Trophy   |

**MARKET SHOW**

|     |                                                |          |
|-----|------------------------------------------------|----------|
| 734 | Pen of Broiler Fryers (5 lbs. and under) ..... | \$ \$ \$ |
| 735 | One Pair of Market Ducks .....                 | \$ \$ \$ |
| 736 | One Pair Geese.....                            | \$ \$ \$ |
| 737 | Pen of Roasters (5.1 lbs. and over) .....      | \$ \$ \$ |

\* A meat pen is three identical birds. All the same gender, breed and weight.

**BARNYARD**

|          |        |      |     |     |                               |
|----------|--------|------|-----|-----|-------------------------------|
| Cockerel | Pullet | Cock | Hen | Pen |                               |
| 738      | 739    | 740  | 741 | 742 | Home Flock or Crossbred ..... |
|          |        |      |     |     | \$ \$ \$                      |

**BANTAMS**

|          |        |      |     |      |                                          |
|----------|--------|------|-----|------|------------------------------------------|
| Cockerel | Pullet | Cock | Hen | Pair |                                          |
| 743      | 744    | 745  | 746 | 747  | Feather Legged .....                     |
|          |        |      |     |      | \$ \$ \$                                 |
| 748      | 749    | 750  | 751 | 752  | All Other Comb Clean Legged .....        |
|          |        |      |     |      | \$ \$ \$                                 |
| 753      | 754    | 755  | 756 | 757  | Rosecomb \$ \$ \$                        |
| 758      | 759    | 760  | 761 | 762  | Single Comb \$ \$ \$                     |
| 763      | 764    | 765  | 766 | 767  | American, Modern & Old English Game..... |
|          |        |      |     |      | \$ \$ \$                                 |
|          |        |      |     |      | Best Overall Bantam .....                |
|          |        |      |     |      | Trophy                                   |

**Feather Legged** – *Cochin, Brahma, Millie-Fleur, Porcelain, Silkies, Any Other Breed*

**Clean Legged** – *Wyandotte, Leghorn, Sebright, Antwerp Belgium D’Ander, Rhode Island Red, White Rock, Barred Rock, Leghorn, Jap, Frizzle, Any Other Breed*

**DOMESTIC FOWL**

|          |        |      |     |     |                               |
|----------|--------|------|-----|-----|-------------------------------|
| Cockerel | Pullet | Cock | Hen | Pen |                               |
| 768      | 769    | 770  | 771 | 772 | Guinea Fowl .....             |
|          |        |      |     |     | \$ \$ \$                      |
| 773      | 774    | 775  | 776 | 777 | Pea Fowl.....                 |
|          |        |      |     |     | \$ \$ \$                      |
| 778      | 779    | 780  | 781 | 782 | Any Other Domestic Fowl ..... |
|          |        |      |     |     | \$ \$ \$                      |

**WATERFOWL**

**DUCKS**

|             |            |           |          |      |                                                                                                    |
|-------------|------------|-----------|----------|------|----------------------------------------------------------------------------------------------------|
| Young Drake | Young Duck | Old Drake | Old Duck | Pair |                                                                                                    |
| 783         | 784        | 785       | 786      | 787  | Bantam Ducks ( <i>Call Ducks, Mandarin, East Indies, AOB</i> ) .....                               |
|             |            |           |          |      | \$ \$ \$                                                                                           |
| 788         | 789        | 790       | 791      | 792  | Standard Ducks Any Breed ( <i>Buff, Indian, Runner, Campbell, Crested, Cayuga, Mallard</i> ) ..... |
|             |            |           |          |      | \$ \$ \$                                                                                           |
| 793         | 794        | 795       | 796      | 797  | Any Other Breed ( <i>Pekin &amp; Rouen Duck</i> ).....                                             |
|             |            |           |          |      | \$ \$ \$                                                                                           |
|             |            |           |          |      | Best Duck .....                                                                                    |
|             |            |           |          |      | Rosette                                                                                            |

**GEESE**

| Young Gander | Young Goose | Old Gander | Old Goose | Pair |                                                                                                      |
|--------------|-------------|------------|-----------|------|------------------------------------------------------------------------------------------------------|
| 798          | 799         | 800        | 801       | 802  | Heavy Weight - <i>Toulese, Brown African, White African, Embden</i> ..... \$ \$ \$                   |
| 803          | 804         | 805        | 806       | 807  | Medium Weight - <i>Pilgram, Buff</i> ..... \$ \$ \$                                                  |
| 808          | 809         | 810        | 811       | 812  | Light Weight - <i>China Canada, Roman Tuffed, Egyptian,</i><br><i>Any Other Breed</i> ..... \$ \$ \$ |
|              |             |            |           |      | Best Overall Pen Waterfowl..... Trophy & Rosette                                                     |
|              |             |            |           |      | Best Goose..... Rosette                                                                              |

| Tom | Hen | Pair |
|-----|-----|------|
| 813 | 814 | 815  |
| 816 | 817 | 818  |
| 819 | 820 | 821  |

**TURKEYS**

|                  |          |
|------------------|----------|
| Bronze.....      | \$ \$ \$ |
| White.....       | \$ \$ \$ |
| A.O.B.....       | \$ \$ \$ |
| Best Turkey..... | Rosette  |

| Young Cock | Young Hen | Cock | Hen | Pair |
|------------|-----------|------|-----|------|
| 822        | 823       | 824  | 825 | 826  |
| 827        | 828       | 829  | 830 | 831  |
| 832        | 833       | 834  | 835 | 836  |


**WILDLIFE BIRDS**

|                               |          |
|-------------------------------|----------|
| Pheasant (Any).....           | \$ \$ \$ |
| Quail (Any).....              | \$ \$ \$ |
| Any Other Wildlife Birds..... | \$ \$ \$ |
| Best Wildlife.....            | Rosette  |

| Young Cock | Young Hen | Cock | Hen | Pair |
|------------|-----------|------|-----|------|
| 837        | 838       | 839  | 840 | 841  |
| 842        | 843       | 844  | 845 | 846  |
| 847        | 848       | 849  | 850 | 851  |

**PIGEONS**

|                                                                                          |          |
|------------------------------------------------------------------------------------------|----------|
| Flight - <i>Homers, Roller, Tumblers, Any other Breed</i> .....                          | \$ \$ \$ |
| Fancy - <i>Indian Fantail, American Fantail, Modena,</i><br><i>Any Other Breed</i> ..... | \$ \$ \$ |
| Utility - <i>King, Runt, Any Other Breed</i> .....                                       | \$ \$ \$ |
| Best Pigeon.....                                                                         | Trophy   |





## RABBITS

**Superintendents**..... Chad Hertz  
**Asst. Superintendents** .....Jennifer Bauer, Becky Ramirez

**Showmanship Rabbit Clinic – Wednesday, 3:00 p.m.**  
**Bunnies on Parade - Wednesday, 4:00 p.m.**

**Judging - Thursday at 3:00 p.m.**  
**SHOWMANSHIP – Thursday, TBA**

Junior Showmanship (4-H rabbit exhibitors ages 8-13) ..... Trophy  
 Senior Showmanship (4-H rabbit exhibitors ages 14 and over only) ..... Trophy

**RULES:** Premiums will be paid only once on a rabbit shown in more than one class. Premiums will be paid for only one rabbit per exhibitor in each class. All 4-H Rabbits being exhibited **MUST** have a tattoo.

Only Rabbits entered in shows will be allowed to be penned.  
 No Rabbits under 8 weeks of age will be allowed.

**NOTE:** 4-Her's must be present to exhibit their rabbits for the judges. Rabbits will be judged according to ARBA standards.

900 Meat Pen (3 animals - minimum 3 lbs. each, maximum 5.5 lbs. each - not to exceed 70 days of age) ..... \$ \$ \$  
 Grand Champion Meat Pen ..... Trophy  
 Reserve Grand Champion Meat Pen ..... Trophy  
 901 Single Fryer (minimum 3 lbs, maximum 5.5 lbs. not to exceed 70 days of age) ..... \$ \$ \$  
 Grand Champion Single Fryer ..... Trophy  
 Reserve Grand Champion Single Fryer..... Trophy  
 Grand Champion Rabbit..... Trophy  
 Reserve Grand Champion Rabbit..... Trophy

| Senior Buck | Senior Doe | 6-8 mo. Buck | 6-8 mo. Doe | Junior Buck | Junior Doe |                           |          |
|-------------|------------|--------------|-------------|-------------|------------|---------------------------|----------|
| 902         | 903        | 904          | 905         | 906         | 907        | 01 Californians.....      | \$ \$ \$ |
| 908         | 909        | 910          | 911         | 912         | 913        | 02 Flemish Giants.....    | \$ \$ \$ |
| 914         | 915        |              |             | 916         | 917        | 03 Mini Satin .....       | \$ \$ \$ |
| 918         | 919        |              |             | 920         | 921        | 04 Dutch .....            | \$ \$ \$ |
| 922         | 923        |              |             | 924         | 925        | 05 Florida Whites .....   | \$ \$ \$ |
| 926         | 927        |              |             | 928         | 929        | 06 Havana .....           | \$ \$ \$ |
| 930         | 931        |              |             | 932         | 933        | 07 Holland Lops .....     | \$ \$ \$ |
| 934         | 935        |              |             | 936         | 937        | 08 Jersey Wooleys .....   | \$ \$ \$ |
| 938         | 939        |              |             | 940         | 941        | 09 Mini Lops.....         | \$ \$ \$ |
| 942         | 943        |              |             | 944         | 945        | 10 Mini Rex .....         | \$ \$ \$ |
| 946         | 947        |              |             | 948         | 949        | 11 Netherland Dwarfs..... | \$ \$ \$ |
| 950         | 951        | 952          | 953         | 954         | 955        | 12 New Zealand's .....    | \$ \$ \$ |
| 956         | 957        |              |             | 958         | 959        | 13 Other Purebreds .....  | \$ \$ \$ |
| 960         | 961        | 962          | 963         | 964         | 965        | 14 Palaminos.....         | \$ \$ \$ |
| 966         | 967        |              |             | 968         | 969        | 15 Silvers. ....          | \$ \$ \$ |
|             |            |              |             |             | 970        | Pet Rabbits* .....        | \$ \$ \$ |

\*(To show in the Pet Rabbit Class – Qualifications: Only rabbits that are actually pets, cannot be shown in any other class, and do not meet ARBA standards, may be exhibited in the pet rabbit class.)

SMALL PET SHOW

Superintendent ..... Kim Yohnka

Each county may submit two entries in Animal Science to the State Fair. These entries are chosen from the Reports/Display/Posters classes in this section and the Animal Science section on July 27, 2024.

Live Judging –Thursday, July 18 at 6:00 p.m., Extension Office, 1650 Commerce Dr., Bourbonnais, IL

- 1. Entries are limited to two (2) species per 4-H'er (only one premium will be paid per class.)
2. Exhibitors must provide their own sturdy cages. Animals will remain in cages except during judging.
3. Health requirements:
Pot-bellied Pigs - must have proof of pseudo-rabies and brucellosis tests within 90 days of fair.
Ferrets - must have papers to show proof of rabies and distemper shots.
4. Exhibits
A. Live Animals (must be in cage) - Hamsters, Guinea Pigs, Mice, Rats, Gerbils, Hedgehogs, Ferrets (also need harness), Pot-bellied Pigs (also need leash).
B. Judging will be on care of animal and 4-H'ers knowledge of animal and its care.

Some Small Pets are not allowed to exhibit in the live show, Caged Birds, Reptiles (Snakes, Lizards, Iguanas, Turtles), Amphibians & Crustaceans, Tropical Fish. Reports, Displays and Posters are allowed for those animals.

For Reports/Displays/Posters, (DO NOT BRING ANIMAL TO SHOW) - Caged Birds, Reptiles (Snakes, Lizards, Iguanas, Turtles), Amphibians & Crustaceans, Tropical Fish (Describe varieties of fish, feeding, maintenance, include picture of tank) This project will be judge on July 27, 2024, at Fairgrounds Expo Building with the General Projects. The State Fair exhibit date is August 11, 2024.

- 1. All exhibits MUST INCLUDE PHOTO that show development of project.
2. Exhibits marked "\*" below may be eligible for State Fair selection in Animal Science Category.

REPORTS/DISPLAYS/POSTERS – Judged July 27, 2024, at General Projects Judging, Fairgrounds Expo Bldg.

These Small Pets are not allowed to exhibit in the live show: Caged Birds, Reptiles (Snakes, Lizards, Iguanas, Turtles), Amphibians & Crustaceans, Tropical Fish. Reports, Displays and Posters are allowed for these animals. (DO NOT BRING ANIMAL TO SHOW) - (Describe varieties, feeding, maintenance, include pictures). This project will be judged July 27, 2024, at Expo Building Kankakee County Fairgrounds with General Projects. The State Fair exhibit date is August 11, 2024.

- 1. All exhibits MUST INCLUDE a PHOTO that shows the development of project.
2. Exhibits marked "\*" below may be eligible for State Fair selection in Animal Science Category.

Table with 2 columns: Category and Fee. \*2200 Caged Birds... \$ \$ \$, \*2201 Reptiles... \$ \$ \$, \*2202 Tropical Fish... \$ \$ \$, \*2203 Amphibians & Crustaceans... \$ \$ \$

LIVE ANIMALS

Table with 2 columns: Category and Fee. 2204 Rats and Mice... \$ \$ \$, 2205 Gerbils... \$ \$ \$, Best Gerbil... Rosette, 2206 Ferrets... \$ \$ \$, 2207 Pot-bellied Pigs... \$ \$ \$, 2208 Hedgehogs... \$ \$ \$

GUINEA PIGS AND HAMSTERS

Table with 2 columns: Category and Fee. 2209 Hamsters... \$ \$ \$, Best Hamster... Rosette, 2210 Cavy Boar, Senior... \$ \$ \$, 2211 Cavy Boar, Junior... \$ \$ \$, 2212 Cavy Sow, Senior... \$ \$ \$, 2213 Cavy Sow, Junior... \$ \$ \$, Best Guinea Pig... Rosette, Best Junior Cavy... Rosette, Grand Champion Small Pet... Trophy, Reserve Grand Champion Small Pet... Rosette

DOGS

Superintendent ..... Pat Farman
Asst. Superintendents ..... Mayra Emme, Crystal Urbanek

Judging - Saturday, July 13, 2024, at 8:30 a.m.
Jeff & Myra Emme Farm; 1650 E 3350N Rd, Chebanse, IL. 60922

Judging begins in both rings simultaneously.

- Ring 1 - Beginner Novice I, Beginner Novice II, Preferred-Novice, Novice, Graduate Novice, Preferred-Open, Open, Graduate Open, Preferred-Utility, Utility, Junior Showmanship, Senior Showmanship, Rally Novice, Rally, Intermediate, Rally Advanced, Rally Excellent, Agility I, Agility II
Ring 2 - Dog Care

- RULES: 1. Only dogs participating in the 4-H Dog Show may be on the show premises.
2. 4-H'ers MUST bring current rabies vaccination certificates.
3. A dog being shown in the dog obedience project must be trained by and belong to the exhibitor or to a member of his/her immediate family.
4. All dogs must be brought to the show on a six-foot (or shorter for advanced classes) leather, nylon, or canvas leash.
5. A dog that is not under the control of the exhibitor, or shows viciousness toward its handler, judge, or other dogs, will be excused from the class and/or show premises.
6. Any handler that is constantly controlling the dog by tugging on the leash must receive a non-qualifying score.
7. A handler that uses abusive behavior toward a dog will be dismissed from the class.
8. A trophy will be awarded to the high scoring qualifying dog in Novice and above obedience classes.
9. Best of Show will be picked from the top dogs that received an "A" rating in each obedience, rally, showmanship, and dog care class.

Dog Obedience Division

Any dog NOT receiving a score of 50% or more of the available points for each exercise on the score sheet and a final score of at least 170 points may show in the same class at the next fair. Any repeating Beginner I will show in Beginner II. All other classes will repeat the same class. AKC rules will be used as a guideline for judging. In most cases, commands/signals given by the handler will be either voice or hand, but not both. See full AKC rules for class specific rules.

50401 Beginner Novice I class (For inexperienced handlers and inexperienced dogs)

All exercises are done on leash ..... \$ \$ \$ & Trophy

- 1. Heel on leash (forward, halt, right turn, left turn, slow, normal, and fast). The last order signifies that the handler and dog must break pace. These orders may be given verbally or by utilizing posted signs.
2. Figure eight (on leash)
3. Sit for exam (on leash)
4. Sit stay (walk around ring)
5. Recall (off leash front/no finish) .....

50402 Beginner Novice II class (for experienced handlers and inexperienced dogs or experienced dogs and inexperienced handlers).

All exercises are done on leash ..... \$ \$ \$ & Ribbon

- 1. Heel on leash (forward, halt, right turn, left turn, slow, normal, and fast). The last order signifies that the handler and dog must break pace. These orders may be given verbally or by utilizing posted signs.
2. Figure eight (on leash)
3. Sit for exam (on leash)
4. Sit stay (walk around ring)
5. Recall (off leash front/no finish)

|              |                                                |                 |
|--------------|------------------------------------------------|-----------------|
| <b>50403</b> | <b>Preferred Novice class</b> .....            | \$\$\$ & Trophy |
|              | 1. Heel on leash and figure 8                  |                 |
|              | 2. Stand for examination (off leash)           |                 |
|              | 3. Heel free (off leash)                       |                 |
|              | 4. Recall (off leash with finish)              |                 |
|              | 5. Sit or Down Stay- walk around the ring      |                 |
|              | 6. Sit Stay- Get your leash (off leash)        |                 |
| <b>50404</b> | <b>Novice class I and II</b> .....             | \$\$\$ & Ribbon |
|              | 1. Heel on leash and figure 8 (on leash)       |                 |
|              | 2. Stand for examination (off leash)           |                 |
|              | 3. Heel free (off leash)                       |                 |
|              | 4. Recall (off leash)                          |                 |
|              | 5. Sit Stay – Get your leash (off leash)       |                 |
|              | 6. Group exercise – Sit & Down Stay (on leash) |                 |
| <b>50405</b> | <b>Graduate Novice class</b> .....             | \$\$\$ & Ribbon |
|              | 1. Heel on leash and figure 8 (off leash)      |                 |
|              | 2. Drop on recall                              |                 |
|              | 3. Dumbbell recall                             |                 |
|              | 4. Dumbbell Recall over high jump              |                 |
|              | 5. Recall over broad jump                      |                 |
|              | 6. Stay- Get your leash (sit, down)            |                 |
| <b>50406</b> | <b>Preferred Open class</b> .....              | \$\$\$ & Ribbon |
|              | 1. Heel free and figure 8                      |                 |
|              | 2. Command Discrimination (Stand, Down, Sit)   |                 |
|              | 3. Drop on recall                              |                 |
|              | 4. Retrieve on flat                            |                 |
|              | 5. Retrieve over high jump                     |                 |
|              | 6. Broad jump                                  |                 |
|              | 7. Stay-Get your leash (Sit, Down)             |                 |
| <b>50407</b> | <b>Open class</b> .....                        | \$\$\$ & Ribbon |
|              | 1. Heel free and figure 8                      |                 |
|              | 2. Command Discrimination (Stand, Down, Sit)   |                 |
|              | 3. Drop on recall                              |                 |
|              | 4. Retrieve on flat                            |                 |
|              | 5. Retrieve over high jump                     |                 |
|              | 6. Broad jump                                  |                 |
|              | 7 Stay-Get your leash (Sit, Down)              |                 |
| <b>50408</b> | <b>Graduate Open class</b> .....               | \$\$\$ & Ribbon |
|              | 1. Signal exercise                             |                 |
|              | 2. Scent discrimination                        |                 |
|              | 3. Go Out                                      |                 |
|              | 4. Directed Jumping                            |                 |
|              | 5. Moving stand & examination                  |                 |
|              | 6. Directed retrieve                           |                 |
| <b>XXXX</b>  | <b>Preferred Utility Class</b> .....           | \$\$\$ & Ribbon |
|              | 1. Signal Exercise                             |                 |
|              | 2. Scent Discrimination Article #1             |                 |
|              | 3. Scent Discrimination Article #2             |                 |
|              | 4. Directed Retrieve                           |                 |
|              | 5. Moving Stand & Examination                  |                 |
|              | 6. Directed Jumping                            |                 |
| <b>50409</b> | <b>Utility class</b> .....                     | \$\$\$ & Ribbon |
|              | 1. Signal exercise                             |                 |
|              | 2. Scent discrimination Article #1             |                 |
|              | 3. Scent discrimination Article #2             |                 |
|              | 4. Directed retrieve                           |                 |
|              | 5. Moving, stand and examination               |                 |
|              | 6. Direct jumping                              |                 |

## AGILITY

**A dog may be exhibited in either Agility I or Agility II, but not both. A 4-H exhibitor may exhibit a second dog in the other class.**

- 1119 Agility I** (Must have approval from Superintendent prior to June 1 to enter this class) will be run on-leash.  
Winner of this class is **NOT** eligible for State Fair.....\$ \$ \$ & Trophy
- 1120 Agility II** (Must have approval from Superintendent prior to June 1 to enter this class) will be run off-leash.  
Winner of this class is **NOT** eligible for State Fair.....\$ \$ \$ & Trophy

## RALLY OBEDIENCE

1. Dog/handler team must receive a qualifying score of 70 out of 100 to compete at state level
2. The event will be timed. In the event of a tie score, the fastest time will break the tie.
3. A dog/handler team must receive 3 qualifying scores before advancing to the next level.
4. Unless otherwise noted, the handler may speak to the dog, pat their leg, or clap their hands to encourage.

**Rally Novice** .....Trophy  
10-15 signs are used (not including start and finish). 3-7 of the signs must be “stationary” signs. Performed on leash.

**Rally Intermediate** .....Ribbon  
12-17 signs are used (not including start and finish). 3-7 of the signs must be “stationary” signs. At least 3 “advanced” signs. Performed on leash.

**Rally Advanced**.....Ribbon  
12-17 signs are used (not including start and finish). 3-7 of the signs must be “stationary” signs. At least 3 “advanced” signs. Dog must jump once. Performed off leash.

**Rally Excellent**.....Ribbon  
15-20 signs are used (not including start, finish, or call marker). Dog must jump twice. 2 or more of the signs must be “advanced” signs. 3 or more of the signs must be “excellent” signs. Must include a “Sit Stay” sign. Performed off leash. Cannot pat leg or clap hands for encouragement.

## Dog Care Division

Judging will be on the dog's cleanliness, general health, grooming, and the handler's knowledge and use of proper dog care.

- 1121 Puppy Class (under 1 year purebred).....\$ \$ \$
- 1122 Puppy Class (under 1-year mixed breed).....\$ \$ \$
- 1123 Adult Class (purebred, working breeds, over 1 year).....\$ \$ \$
- 1124 Adult Class (purebred, sporting breeds, over 1 year).....\$ \$ \$
- 1125 Adult Class (purebred other breeds, over 1 year).....\$ \$ \$
- 1126 Adult Class (mixed breed, under 30 lbs.).....\$ \$ \$
- 1127 Adult Class (mixed breed, 30 lbs. and over).....\$ \$ \$
- Best of Show.....Trophy

## Showmanship

1. Exhibitors will be judged on handling skill, proper show attire, knowledge of breed standards of their dog, dog show terminology, and elementary dog anatomy. The judge will question exhibitors in one or all of these areas. Judging will begin with individual judging, and then proceed to group judging.
2. Dogs will be judged on cleanliness, general health, and grooming. Purebred and non-purebred dogs are eligible for this class. The breed of dog has no bearing on judging or placement.
3. 4-H'ers should use a standard conformation lead to show their dogs.
4. Winners of Dog Showmanship classes may win more than once in their age class.

Senior Showmanship (4-H Dog Exhibitor 14 & over only) ..... Trophy & Reserve Ribbon

Junior Showmanship (4-H Dog Exhibitor 8-13)..... Trophy & Reserve Ribbon

# 4-H GENERAL PROJECTS DIVISION

## Rules and Regulations

### General

1. While every care is being exercised, the Kankakee County Fair & Exposition Inc., other exhibit locations and University of Illinois Extension – Kankakee County Unit 4-H Program cannot be responsible for loss or damage to property or exhibits, to injury of individuals or for theft or accident.
2. Date, place and time for various shows are listed on page 5.
3. If you need a reasonable accommodation to participate in this program, please contact the Kankakee County Extension Office, at the following phone number and/or address: University of Illinois Extension – Kankakee County, 1650 Commerce Drive, Bourbonnais, IL 60914; 815/933-8337 at least two weeks prior to the event with your accommodations request.
4. County Public Speaking Judging is March 16, 2024, 10:00 a.m. at the Extension Office with the State Public Speaking event on April 27, 2024.
5. Foods, Clothing and General Projects Judging is on Saturday, July 27, 2024, at Fairgrounds Expo Bldg.

### Entries

1. All 4-H entries should be made through the FairEntry.com program on-line **NO LATER THAN JUNE 1**. 4-H main club leader will provide information to club members about entries.
2. The exhibitor's name, age as of September 1, 4-H Club, and class entry name must be attached to every entry. Visual Arts entries must be marked "original" or "non-original". Articles not designated as "original" will be judged as "non-original". (4-H'ers will receive pre-printed exhibit tags from their 4-H club leader.)
3. An individual club member may not exhibit more than one entry per class in the General Projects area.
4. Project books may be required for exhibits in the General Projects judging classes. Check the project class for specific information.
5. No live animals are permitted at General Projects judging.

### Judging

1. All projects will be conference/interview judged. 4-H'er should be prepared to discuss with the judge their goals and objectives of the project, methods used, process and what was learned from the project.
2. *4-H'ers who will not be able to attend judging due to work/family vacation/illness, etc. need to notify the Kankakee County Extension Office. The project may be brought to the judging show by another 4-H member along with a Fair Exhibit Report form, linked [here](#) and on the Kankakee County 4-H Website, explaining goals and objectives of the project and methods, process and what was learned from the project.*
3. If one of the exhibit requirements is not met, the grade will be dropped by one grade.
4. Ribbons will be given to all entries if funding is available.
5. All decisions made by the judges are final.
6. An "A" rating does not automatically mean you will be considered for State Fair.
7. *Protests/Grievances:* A 4-H'er, their parent or guardian, lodging a protest must first deposit \$25 with the superintendent of the project area, which sum will be forfeited to the Kankakee County 4-H/Youth Foundation if the protest is not sustained. All protests must be in writing, signed by the 4-H'er, their parent or guardian, and must be lodged within six (6) hours after the show. The protest will be presented to a Grievance Committee appointed by the Youth Program Committee Chairperson. The decision of the Grievance Committee will be final.
8. Kankakee County projects not eligible for State Fair are listed and in **green print**. County Civic Engagement: Local History, Read-A-Book, Garden Tractor Rodeo, Tallest Stalk of Corn.
9. These projects are State projects yet will not have State Fair Exhibit Selection and are in **Green Print**. They will be judged at General Projects judging:

Bicycle

Exploratory

Collectibles

Visual Arts – Non-Original except for Fiber 8–10-year-olds

## State Fair Project Selection

**State Fair Eligibility & Project Selection Information – State Fair Selection for General Projects Judged on July 27 will begin at the end of the project judging.**

1. Any youth in Illinois, who is enrolled as a 4-H member may be chosen to participate in 4-H classes and activities at the 2024 Illinois State Fair, providing the exhibitor meets the eligibility rules for participation.
2. At the 2024 Illinois State Fair, there will be interview judging for all 4-H exhibits. Each exhibitor will receive a 10-minute judging period.
3. A 4-H member may enter only one individual exhibit **and** one group exhibit in the 4-H General Project Show. The exception to The rule is Public Speaking. A youth may exhibit in Public Speaking and one individual exhibit and one group exhibit in the 4-H General Project Show.
4. Project must be made in the current 4-H year. The same project or speech that is selected at the county level must be the one exhibited at the State Fair except for exhibits in the areas of Food & Nutrition (must be the same recipe), Crops (plant exhibits), Floriculture, and Vegetable Market Baskets/plates. Modifications can be made to the original county exhibit to 1) meet State Fair class requirements, or 2) incorporate suggested improvements made by the local judge.
5. 4-H'er must be enrolled in the project. If a youth's name is not in the judge's book, then 4-H staff must verify enrollment. *No write-ins are allowed by the judge or their helpers.* Only Extension Staff or 4-H Projects Committee members may add write-ins.
6. Generally to be chosen as a State Fair Delegate, 4-H'er should: Score an "A" rating; demonstrate knowledge of project through conference judging; follow exhibit requirements – clean, neat, attractive, etc. according to score sheet for project.
7. Number of delegates are determined by the State 4-H Office through a quota system according to project enrollment. The number of alternates is determined locally by the 4-H Projects Committee.
8. (Extension staff will monitor.) 4-H'er may not go two years in a row in same level of project, unless:
  - a. It is 4-H'ers last year in 4-H.
  - b. There is no one else to attend as a delegate.
  - c. 4-H'er is enrolled in the last level of project and cannot enroll in next level, because there is not a next level.
9. If a 4-H'er is chosen in an area they were chosen in the previous year but did not attend as a delegate in that area (the alternate went instead), they may attend as a delegate in that area.
10. Final decisions for the State Fair consideration of delegates and alternates will rest with the 4-H Projects Committee and Extension Director.

## Club Displays

1. Club Displays will be at the New Creative Arts Building (across from the Beer Garden) at the Kankakee County Fairgrounds. Set up at the fairgrounds will start on Saturday, July 27 from 12:00 to 7:00 p.m.
2. Club displays must be completed by Tuesday, July 30, 2024, at 4:00 p.m. (Judging will start promptly at 4:00.) Each display should be weatherproof from the very beginning. We encourage each club to display picture boards of activities throughout the year. If including projects, they should be displayed in a safe manner and protected from the weather. It is up to each club to decide what is in the club display, however **do not display perishable food items**. Please take food items home after judging. Judging results will be posted on Wednesday, July 31. Clubs will need to provide club signs and creativity in display techniques. Clubs are also responsible for bringing any necessary tools to put up and take down displays. These would include hammer, nails, staple gun, staples, tacks, tape, staple removers etc.
3. Each club will be given fenced display space with dimensions unknown at this time. The area from the top of the pegboard to the top step is 49" tall. The top step is 10 ½" to 11" wide, second step is 11" to 11 ½" wide, third step is 14 ½" to 15" wide and the fourth step is 15" wide. The height of the steps is from 7 ½" to 7 ¾". There will be no additional lattice areas for other displays due to the size of the new building. Displays will be judged for 1<sup>st</sup>, 2<sup>nd</sup>, and 3<sup>rd</sup> places, in the small and large club category.
4. For Club Display removal, two Adult Leaders from each club will be admitted to the Creative Arts Building at 6:30 p.m. on Sunday, August 4 and should remain with projects and displays until released at 7:00 p.m. Leaders are responsible for any projects belonging to their club. Please remember to remove any nails, tacks etc. that you put up for your display. Leaders are responsible for bringing boxes to place articles. The Creative Arts Building will be open on Monday, August 5, 2024, from 8:00 a.m. to noon for clubs who are unable to remove their displays on Sunday evening. Any items remaining after that time will be thrown away.
5. The Creative Arts Building will close each night at 9:00 p.m.
6. Club displays will be judged on the following (each category is worth 10 points): visually "eye catching" display, colorful display, orderly & attractive, objects neatly arranged, posters & signs readable, interest in 4-H club work developed, does it keep your interest, fair theme carried through in the display, club leaders, and a contact phone number listed, club activities throughout the year shown. Fair theme for 2024: **"4-H Is a Feeling"**. Clubs may utilize the branding toolkits from National 4-H week.

## Rules & Protests

The 4-H Projects Committee, Youth Program Committee, and 4-H Department Superintendents reserve the right to make any additional rules deemed necessary for the best interest of most 4-H members exhibiting.

## 4-H GENERAL PROJECTS SUPERINTENDENTS

Amy Krone, **Chairperson**  
Jennifer Bauer, Margaret Cote,  
Peggy Regas, Kim Yohnka

*Green print indicates County Project Only – No State Fair opportunity.*

### AEROSPACE

Each county may send 2 entries total from 50130, 50131 50132.

#### **Model Rocketry** (SF 50130)

##### **Open to youth in Aerospace 1, Aerospace 2, Aerospace 3, and Aerospace 4**

Exhibit one model rocket assembled or made by the member. The exhibit will be a static display. The model rocket should be in good flying condition. DO NOT include the rocket engine with your exhibit. The rocket will not be launched. Attach the printed directions for construction of the rocket if any were used.

#### **Aerospace Display** (SF 50131)

##### **Open to youth in Aerospace 1, Aerospace 2, Aerospace 3, and Aerospace 4**

Prepare a display related to the aerospace project that does not fit in the model rocketry class. The exhibit may include, but isn't limited to, original works, objects, demonstrations, digital presentations, programs, websites, games, apps, performances, or posters that you have made. Choose whatever method best shows what you've learned. You must furnish any equipment you need for your exhibit. Internet service will not be provided for the exhibit. All exhibits must include something visual, such as a printed copy of a digital presentation, which will remain on display during the exhibition. Electronic equipment will only be used during your personal judging time and will not remain on display during the entire exhibit period.

#### **Aerospace Ready4Life Challenge**

*For Ready4Life Career & Entrepreneurship Exploration exhibit opportunities for this project area, visit the Ready4Life section of this document.*

### ANIMAL SCIENCE

**For youth enrolled in Beef, Cat, Dairy Cattle, Dog, Horse, Goat, Rabbits, Poultry, Sheep, Small Pets 1, Small Pets 2, Small Pets 3, Swine**

Each county may submit 2 entries total from 50135A, 50135B.

#### **Animal Science 1** (SF 50135A)

##### **For youth enrolled in this project 1-2 years.**

Prepare a display focusing on any activity related to an animal project. Demonstrate the skills and knowledge you have gained through the animal project you studied. The exhibit may include, but isn't limited to, original works, objects, demonstrations, digital presentations, programs, websites, games, apps, performances, or posters which you have made. Choose whatever method best shows what you've learned. You must furnish any equipment you need for your exhibit. Internet service will not be provided for the exhibit. All exhibits must include something visual, such as a printed copy of a digital presentation, which will remain on display during the exhibition. Electronic equipment will only be used during your personal judging time and will not remain on display during the entire exhibit period. Live animals are not permitted as exhibits in this area. For safety reasons, exhibits cannot include glass, syringes with needles, or any other sharp objects.

#### **Animal Science 2** (SF 50135B)

##### **For youth enrolled in this project 3 or more years.**

Prepare a display focusing on any activity related to an animal project. Demonstrate the skills and knowledge you have gained through the animal project you studied. The exhibit may include, but isn't limited to, original works, objects, demonstrations, digital presentations, programs, websites, games, apps, performances, or posters which you have made.



Choose whatever method best shows what you've learned. You must furnish any equipment you need for your exhibit. Internet service will not be provided for the exhibit. All exhibits must include something visual, such as a printed copy of a digital presentation, which will remain on display during the exhibition. Electronic equipment will only be used during your personal judging time and will not remain on display during the entire exhibit period. Live animals are not permitted as exhibits in this area. For safety reasons, exhibits cannot include glass, syringes with needles, or any other sharp objects.

### **Animal Science Ready4Life Challenge**

*For Ready4Life Career & Entrepreneurship Exploration exhibit opportunities for this project area, visit the Ready4Life section of this document.*

## **BEEF**

**Includes members enrolled in Beef**

**For Live Animal Exhibits, go to page 17.**

## **BICYCLE** (not eligible for state fair)

### **Bicycle 1** (not eligible for state fair)

Exhibitors will draw three situations from a bag that relate to activities from Level 1 and discuss/explain all three with the judge. Situations may include selecting bicycle safety equipment; demonstrate how to fit a helmet; identify bike parts and their function; selecting the right size bike; how to check bicycle tires, brakes, and chains; recognizing traffic signs and their meaning; general discussion of bicycling hazards; and items to consider when planning a bike trip.

### **Bicycle 2** (not eligible for state fair)

Exhibitors will draw three situations from a bag that relate to activities from Level 2 and discuss/explain all three with the judge. Situations may include factors to consider when choosing a bike; comparing tire pressure, valve type and tread; steps in fixing a flat tire; steps to follow when cleaning, lubricating, and replacing a bike chain; evaluating the braking system on a bicycle; factors to consider when mapping out a bike route; rules for smart bike riding; and planning a menu for an all-day bike ride.

## **CAT**

**Includes members enrolled in Cats**

**For Live Animal Exhibits, go to page 27**

## **CHILD DEVELOPMENT**

Each county may submit 3 entries from 50141.

### **Child Development** (SF 50141)

Prepare a display that demonstrates the skills and knowledge you have gained studying child development. Topics might include, but are not limited to, selecting age-appropriate toys and activities, explaining child behavior, or recognizing child safety concerns. The exhibit may include, but isn't limited to, original works, objects, demonstrations, digital presentations, programs, websites, games, apps, performances, or posters which you have made. Choose whatever method best shows what you've learned. You must furnish any equipment you need for your exhibit. Internet service will not be provided for the exhibit. All exhibits must include something visual, such as a printed copy of a digital presentation, which will remain on display during the exhibition. Electronic equipment will only be used during your personal judging time and will not remain on display during the entire exhibit period. For safety reasons, exhibits cannot include glass, syringes with needles or any other sharp objects.

### **Child Development Ready4Life Challenge**

*For Ready4Life Career & Entrepreneurship Exploration exhibit opportunities for this project area, visit the Ready4Life section of this document.*

## CIVIC ENGAGEMENT

Each county may submit 2 entries total from classes 50145, 50146, 50147, 50148. **Due to space restrictions, exhibits are limited to 2' 6" wide and 15" deep.**

### **Civic Engagement 1** (SF 50145)

Exhibit a display illustrating one of the following options: 1) personal information about yourself – who you are, things you like to do, things you are good at, your favorites; 2) your feelings and how you handle these feelings; 3) your family, their responsibilities, how you work together. **Due to space restrictions, exhibits are limited to 2' 6" wide and 15" deep.**

### **Civic Engagement 2** (SF 50146)

Exhibit a display illustrating one of the following options: 1) your neighborhood; 2) how you were a good neighbor or led a service project for your community; **OR** 3) a Citizenship Challenge that you helped organize and lead (see the project book for details). **Due to space restrictions, exhibits are limited to 2' 6" wide and 15" deep.**

### **Civic Engagement 3** (SF 50147)

Exhibit a display illustrating one of the activities that you completed within your project as it relates to one of the following categories in the manual: 1) Government; 2) Business and Industry; 3) Transportation, Communication & Utilities; 4) Culture & Heritage; 5) Natural Resources & Environment; 6) Education; 7) Organizations within your community; 8) Tourism; **OR** 9) Support Systems within your community. **Due to space restrictions, exhibits are limited to 2' 6" wide and 15" deep.**

### **Civic Engagement Group Exhibit** (SF 50148)

**Open to clubs and groups whose members are enrolled in any Civic Engagement project.**

Exhibit a display illustrating how your group led a service project in your community. The exhibit may include, but isn't limited to, original works, objects, demonstrations, digital presentations, programs, websites, games, apps, performances, or posters which you have made. Choose whatever method best shows what you've learned. You must furnish any equipment you need for your exhibit. Internet service will not be provided for the exhibit. All exhibits must include something visual, such as a printed copy of a digital presentation, which will remain on display during the exhibition. Electronic equipment will only be used during your personal judging time and will not remain on display during the entire exhibit period. The display must be accompanied by 3 or more 4-H members at the time of the judge's critique. Club members should make a 5- to 10-minute presentation to the judge. All club members present for the judge's critique should be able to discuss the project and answer questions. Only club members present for judging who participate in the actual critique and presentation are eligible for ribbons and premiums. Cloverbuds are not eligible for state fair and cannot be promoted and participate in a group presentation at state fair. Due to space limitations, exhibits are limited to 2'6" wide and 15" deep.

### **Civic Engagement Ready4Life Challenge**

*For Ready4Life Career & Entrepreneurship Exploration exhibit opportunities for this project area, visit the Ready4Life section of this document.*

## **County Civic Engagement – Local History**

### **Local History Level I** *(not eligible for state fair)*

Display a picture of a structure or artifact that is at least 50 years old in Kankakee County or bordering counties. Entry must include a photo, drawing or other depiction. Members must be prepared to describe the significance of the structure, artifact, or site within the community.

### **Local History Level II** *(not eligible for state fair)*

A member must include all the requirements of Level I plus provide location and date of construction if appropriate. A location map should be included.

### **Local History Level III** *(not eligible for state fair)*

A member must include all the requirements of Level I & II and must provide a computer-generated map to show location. Architectural design of structure and date of construction, information about residents, owners, and other important historical significance should be described. Interviews of people with direct knowledge of the structure are encouraged.

## **CLOTHING & TEXTILES**

Each county may submit 3 clothing entries total from 50151a-c, 50152 a-c, 50153 a-c; 2 shopping entries from 50154, 50155, 50156

### **Clothing 1-3**

All exhibits entered in Clothing 1-3 will be judged based on their construction and fit (if applicable). Exhibitors bringing garments should not wear their garments when they arrive for judging. The garment will be reviewed by the judges for construction first. Exhibitors will be asked to change into the garment as the second step of the judging process. If the garment was constructed for another individual, that individual must be present to wear the garment for the judge. (Only the exhibitor who made the garment is eligible for ribbon and premium.) Construction and appearance will both be considered during judging. If a pattern was used to make the item, the pattern instructions, either written or electronic, are to be included with the exhibit. Exhibit tags should be attached to the garment, not to the hanger.

Members wishing to exhibit knitted items should enroll in Visual Arts Fiber (if original) or Visual Arts Fiber Non-Original AGES 8-10 ONLY (if made from a pattern and youth is ages 8-10). Youth over age 10 who use a pattern should enroll in Visual Arts Heritage Arts. **We strongly encourage youth interested in pursuing quilting to enroll and exhibit in the Visual Arts Quilting project area.** Youth may still exhibit quilts in any level of Clothing as a “Sewn Non-Clothing” item, but these quilts will be judged using the Clothing rubric that evaluates the sewing skills and construction of the item. If exhibiting quilts in the Clothing area, all work on the quilt MUST be completed by the 4-H member. You cannot exhibit a quilt that was quilted by someone else. Quilts can be hand OR machine quilted as long as ALL work is completed by the exhibitor.

## **CLOTHING**

### **Clothing 1 – FUNDamentals** (SF 50151a, 50151b, 50151c)

Exhibit one of the following in either the Non-Sewn, Sewn Non-Clothing, or Sewn Clothing exhibit divisions:

#### **Non-Sewn Exhibits** (SF 50151a) Exhibit one of the following:

- Clothing Portfolio – Complete at least three different samples/activities from Chapter 2 and/or Chapter 3 of the project manual. Examples of samples you might include How Two Magically Become One, pages 85-86; No Fear of Fray, pages 93-95; Two Sides of the Moon, pages 97-99; On the Flip Side, pages 101-104; Basic Hand Sewing Skills, pages 106-108. The Portfolio should be placed in an 8 ½” x 11”, 3 ring binder. Include an appropriate cover, dividers, and table of contents. NOTE – additional pages can be added each year but must be dated with the year. See pages 9-10 of the project manual for portfolio formatting.
- Fabric Textile Scrapbook – Must include at least 5 different textile samples. Use Textile Information Cards template on page 41 in the project manual to identify fabric swatches. Completed textile cards should be placed in an 8 ½” x 11”, 3-ring binder. Include an appropriate cover. See project manual, pages 42-74, for fabric options and fabric science experiments.
- What’s the Difference - What’s the Price Point – Exhibit may include a notebook, poster, small display sharing a project comparison and price point. See activity, pages 118-120. Exhibit should include PHOTOS, NO actual PILLOWS.

#### **Sewn Non-Clothing Exhibits** (SF 50151b) Exhibit one of the following:

- Pillowcase
- Simple Pillow – no larger than 18” x 18”

- Bag/Purse – no zippers or buttonholes.
- Other non-clothing items using skills learned in project manual.

**Sewn Clothing Exhibits** (SF 50151c) Exhibit one of the following:

- Simple top
- Simple pants, shorts, or skirt – no zipper or buttonholes
- Simple Dress – no zipper or buttonholes
- Other – other wearable items using skills learned in project manual (apron, vest, etc.)

**Beginning Sewing Exhibits** – exhibits in *Clothing 1* must be made from medium weight woven fabrics that will sew and press smoothly, flannel/fleece is acceptable. Solid color fabrics or those having an overall print are acceptable. We strongly advise youth do not select fabrics with plaid or stripe patterns as judges will expect stripes to match at seams, which is a more advanced-level skill. **NO NAPPED or JERSEY KNIT fabric. Patterns should be simple WITHOUT DARTS, SET-IN SLEEVES, and COLLARS. Raglan and loose flowing sleeves are acceptable.**

**Clothing 2 – Simply Sewing** (SF 50152a, 50152b, 50152c)

Exhibit one of the following in either the Non-Sewn, Sewn Non-Clothing, or Sewn Clothing exhibit divisions:

**Non-Sewn Exhibits** (SF 50152a) Exhibit one of the following:

- Clothing Portfolio – Complete at least four different samples/activities from Chapters 2, 3 AND/OR 4 of the project manuals. The Portfolio should be placed in an 8 ½” x 11”, 3 ring binder. Include an appropriate cover, dividers, and table of contents. NOTE – this can be a continuation of a Portfolio created in Clothing 1. Additional pages can be added each year but must be dated with the year created. See project manual, pages 9-11, for portfolio formatting.
- Expanded Textile Science Scrapbook – Must include at least 10 different textile samples. Use Textile Information Cards template on page 39 in the project manual to identify fabric swatches. Completed textile cards should be placed in an 8 ½” x 11”, 3 ring binder. Include an appropriate cover. See project manual, pages 40-82, for fabric science experiments.
- Design Basics – Understanding Design Principles – Exhibit should include a learning experience that demonstrates the design principles and elements involved when selecting fabric for clothing and accessories. See project manual, pages 17-20, for design suggestions.
- Entrepreneurial Sewing – Exhibit should highlight items you made for sale online. Create an exhibit that displays products you made and posted online. Refer to the project manual, pages 161-167, for information on how to analyze the cost of similar purchased items to determine pricing of your products. The exhibit may be a notebook, poster or small display.

**Sewn Non-Clothing Exhibits** (SF 50152b) Exhibit one of the following:

- Recycled Clothing Accessory – Create a clothing accessory made from a used item. The item must be changed in some way in the redesign process. The finished accessory must reflect at least one skill learned in the project and the exhibitor should be able to identify the skill used. The above picture and a description of the redesign process must accompany the exhibit. Clothing accessories may include hat, bag, scarf, belt, etc.
- Non-Clothing Item OR Clothing Accessory – Create a non-clothing item or clothing accessory using at least one skill learned in this project. Exhibitors should be able to identify the skill used.

**Sewn Clothing Exhibits** (SF 50152c) Exhibit one of the following:

- Recycled Clothing – Create a garment from used textile-based items. The original used item must be redesigned (not just embellished or decorated) in some way to create a new wearable piece of clothing. The finished garment must reflect at least one skill learned in this project and exhibitor should be able to identify the skill used. Before pictures and a description of the redesign process must accompany the exhibit.
- Constructed garment – Any garment with facings or curves. Should use at least one skill learned in this project and exhibitor should be able to identify the skills used. Garment should be appropriate for the age and experience of the member.

**Clothing 3 – A Stitch Further** (SF 50153a, 50153b, 50153c)

Exhibit one of the following in either the Non-Sewn, Sewn Non-Clothing, or Sewn Clothing exhibit divisions:

**Non-Sewn Exhibits** (SF 50153a) Exhibit one of the following:

- Clothing Portfolio – Complete at least four different samples/activities from Chapters 2, 3 AND/OR 4 of the project manuals. The Portfolio should be placed in an 8 ½” x 11”, 3 ring binder. Include an appropriate cover, dividers, and table of contents. NOTE – this can be a continuation of a Portfolio created in Clothing 1 and/or Clothing 2. Additional pages can be added each year but must be dated with the year created. See project manual, pages 11-13, for portfolio formatting.
- Expanded Textile Science Scrapbook – Must include at least 10 different textile samples. Use Textile Information Cards template on page 29 in the project manual to identify fabric swatches. Completed textile cards should be placed in an 8 ½” x 11”, 3 ring binder. Include an appropriate cover. See project manual, pages 39-52, for fabric science experiments.
- Advanced Entrepreneurial Sewing – Using knowledge gained in project manual, Chapter 5, display one sample product with a business plan that includes a business ID and logo. The exhibit may be a notebook, poster or small display.

**Sewn Non-Clothing Exhibit** (SF 50153b) Exhibit one of the following:

- Recycled Clothing Accessory – Create a clothing accessory made from a used item. The item must be changed in some way in the redesign process. The finished accessory must reflect at least one skill learned in the project and the exhibitor should be able to identify the skill used. Before pictures and a description of the redesign process must accompany the exhibit.
- Non-Clothing Item OR Clothing Accessory – Create a non-clothing item or clothing accessory using at least one skill learned in this project. Exhibitors should be able to identify the skill used.

**Sewn Clothing Exhibit** (SF 50153c) Exhibit one of the following:

- Recycled Clothing – Create a garment from used textile-based items. The original used item must be redesigned (not just embellished or decorated) in some way to create a new wearable piece of clothing. The finished garment must reflect at least one skill learned in this project and exhibitor should be able to identify the skill used. Before pictures and a description of the redesign process must accompany the exhibit.
- Constructed garment – Any garment constructed by the member which is appropriate for the age and experience of the exhibitor. Should use at least one skill learned in this project and exhibitor should be able to identify the skills used. Possible examples are wool garment, dress or jacket with set in sleeves and zipper or buttons and buttonholes, suit, evening gown or sport outfit.

**Shopping in Style** (SF 50154, 50155, 50156)

Members are encouraged to spend more than one year involved in this project, so they have time to learn what clothing styles look best on them while they also gain skills in building a versatile wardrobe and staying within their budget. Each year enrolled in Shopping should build on previous year’s learning experience. For all levels of this project, participants should bring a garment to display and model for the judge.

Exhibit one of the following options that align with the Shopping in Style level:

**Shopping in Style: Beginning (Levels 1 & 2)** (SF 50154) Choose **one** of the following activities from Unit 1 or Unit 2 of the project book to exhibit:

- Exhibit should consist of a garment that reflects your personal style along with a poster or report that 1) explains how this garment reflects your style and how it influences what others think of you; **OR** 2) how your personal style either aligns or contradicts what is considered to be “in style” today. **OR**
- Exhibit should include a garment you purchased along with a poster or report that explains or illustrates how this garment is either 1) a modern version of a fad or fashion from an earlier decade; **OR** 2) how this garment reflects a different ethnic or cultural influence. Exhibit should include garment you purchased along with a poster or report that provides 1) a body shape discussion and how body shape influences clothing selections; **OR** 2) a color discussion that provides an overview of how different colors complement different hair colors and skin tones and

how that influenced garment selection. Poster or report may include pictures from magazines, the internet or actual photos of garments. **OR**

- Exhibit should include garment you purchased along with a poster or report that 1) explains how this garment uses the principles of design lines to create an illusion to alter appearance; **OR** 2) explains how color and texture of fabrics can complement or enhance appearance. Poster or report may include pictures from magazines, the internet, or actual photos of garments.

**Shopping in Style: Intermediate (Levels 3 & 4)** (SF 50155) Choose **one** of the following activities from Unit 3 or Unit 4 of the project book to exhibit:

- Exhibit should include two clothing items that were previously a part of your wardrobe that still fit but you don't wear anymore and pair them with something new to make them wearable again. Also include a report that explains why the garment was not being worn and what you did to transform it into a wearable garment again. **OR**
- The exhibit should include at least five pieces of clothing that exhibitor can mix and match to create multiple outfits. Include a poster or report that includes a clothing inventory **AND** describes what you have learned by completing this activity. Please bring at least one complete outfit from the selected clothing to display and model for the judge. **OR**
- Exhibit should include garment you purchased along with a poster or report that 1) includes a wardrobe inventory which indicates why you selected the garment you did, clothing budget, and cost of garment; **OR** 2) explains how advertising influences clothing purchases making a distinction between wants and needs; and how the purchase of this garment compliments and/or extends your wardrobe. **OR**
- Exhibit should include garment you purchased along with a poster or report that 1) describes a cost comparison of this item completed by the exhibitor when purchasing the garment; should include variety of shopping options and/or price tracking at stores over a period of time; **OR** 2) provides a quality comparison rating the specific clothing item purchased based on care, construction, cost and unique features; should include construction quality details, design features that influenced selection, cost per wearing, and garment care.

**Shopping in Style: Advanced (Level 5 & 6)** (SF 50156) Choose **one** of the following activities from Unit 5 or Unit 6 of the project book to exhibit:

- Exhibit should include garment you purchased along with a poster or report that summarizes care requirements not only for this garment but also for garments made of other natural and synthetic fibers; exhibit should also include a care cost analysis for garments of different fibers. **OR**
- Exhibit should include garments you purchased which you have repaired or altered along with a poster or report that provides a clothing inventory list which includes cost savings for repaired items as compared to purchasing replacement garments. **OR**
- The exhibit should include multiple garments you purchased along with a poster or report that provides plans and commentary for a fashion show that would capture the attention of an audience. Fashion show plans should identify target audience, include show venue, purpose of the show, and logistical plan for the fashion show. This should also include a financial plan. Exhibitors should be prepared to demonstrate modeling skills and bring at least one garment to display and wear.

### **Sewing & Textiles Ready4Life Challenge**

*For Ready4Life Career & Entrepreneurship Exploration exhibit opportunities for this project area, visit the Ready4Life section of this document.*

## **COLLEGE & CAREER READINESS**

Each county may submit 2 entries from 50365

### **Build Your Future** (SF 50365)

Develop a career portfolio which includes the items listed below. Members are encouraged to spend more than one year involved in this project, so they have time to thoroughly explore the learning modules and develop a greater understanding of planning and preparing for their future and develop a comprehensive career planning portfolio. The original **OR** photocopies of the completed activities from the project manual should be included in the portfolio. Each year enrolled in the project

should build on the previous year's learning experiences.

- **First Year** – Complete a minimum of Activities 1-4 from the Build Your Future project manual which includes: Skills...Choices...Careers; Making Career Connections; Build Your Future Through Portfolios; and Education Pay\$.
- **Second Year** – Complete a minimum of Activities 5-7 from the Build Your Future project manual which includes: Career FUNds; Turn Your 4-H Passion Into Profit; and Pounding the Pavement.
- **Third Year** – Complete a minimum of Activities 8-9 from the Build Your Future project manual which includes: Putting the Pieces Together: Goals for the Future; and Pathways to Success.

## COMMUNICATIONS

Each county may submit 2 entries total from 50368, 50369

### Communications 1, 2, 3 (SF 50368)

For 1<sup>st</sup> year enrolled in project: Exhibit a binder portfolio showcasing at least three activities from the project manual. Show basic activities and anything that extended lessons. For 2<sup>nd</sup> and 3<sup>rd</sup> years in project: Include everything from earlier years' work and add a section showing at least four additional activities per year.

### Journalism, News & Social Media (SF 50369)

Exhibit a binder portfolio showing the results of the appropriate year's activities noted below:

- **Year 1:** Accomplishments of a minimum of 5, 2-star activities, answering all the questions in the activities.
- **Year 2:** Results of doing a minimum of 5, 2-star activities, answering all the questions in the activities.
- **Year 3:** Results of doing a minimum of 5, 3-star activities. One of the activities must include writing an advance story, a follow-up story, or a feature story.
- **Year 4:** Results of doing at least 2, 2-star activities and 3, 3-star activities. If the activities include making an audio or videotape, the State Fair will provide a way for the judge to view or listen to it.

#### Follow the instructions below to submit your entry.

1. Members are strongly encouraged to upload their submission to the State Communications Box folder at least two days prior to the beginning of the State Fair. Members need to include their name and county in the title of the file. Upload files to: <https://go.illinois.edu/StateFairSubmissions>.
2. Members are also required to bring a hard copy of their project to drop off the morning that their county is exhibiting at the state fair.

### Communications Ready4Life Challenge

*For Ready4Life Career & Entrepreneurship Exploration exhibit opportunities for this project area, visit the Ready4Life section of this document.*

## COMMUNICATIONS: PUBLIC SPEAKING

Counties may **advance a total of 3 entries** from any category to the state contest.

Enrollment in the Public Presentations project is required to participate in this section. No live animals are allowed in speeches. Counties may advance a total of 3 entries from any category to the state contest. A 4-H member may advance in one individual category and one team category. **Participating Youth must be 8 years of age on or before September 1, 2023. Participating youth turning 14 years of age on or before September 1, 2023, must enroll as advanced. Deadline to advance youth to Public Speaking State Contest: April 4, 2024.**

#### Resources:

Youth Looking for resources to help prepare for this contest can reference the following:

- [Finding your Voice: Public Speaking made Easy](#) (Public Speaking)

#### Formal Speech

**Self-written | Notes Allowed | No props | Individual | 4-5 minutes for beginners; 5-6 minutes for advanced.**

Formal Speech - Original Beginner Ages 8-13 (SF 50501A)  
Formal Speech - Original Advanced Ages 14 & Up (SF 50501B)

Formal Speeches share the presenter's own unique view and are intended to motivate, persuade, or inform an audience and may include a call to action. Youth may deliver a speech on any topic they wish.

### **Illustrated Speech**

**Self-written | Notes Allowed | Illustrations Required | Individual | 4-5minutes for beginners; 5-6 minutes for advanced**

Illustrated Speech - Beginner Ages 8-13 (SF 50503A)  
Illustrated Speech - Advanced Ages 14 & Up (SF 50503B)

Illustrated Speeches may be used to inform, persuade, or motivate the audience while using a visual aid. Visual aids may be two dimensional, three-dimensional, or digital. Youth may include audience participation. Digital visual aids must be stored on a USB flash drive. Illustrated speeches may be:

- How-to demonstrations which show the audience how to do something.
- Object lessons which use objects as metaphors to share a message.
- Educational models where drawings or diagrams help explain a topic.

### **Original Works**

**Self-written | Notes Allowed | Props and Costumes Allowed | Individual or 2-Person Team | Youth must provide manuscripts to judge | 4-6 minutes.**

Original Works – Individual (SF 50504)  
Original Works – Team (SF 50505)

Original works must be written entirely by the presenter. It may be presented as an individual or a two-person team entry. Manuscripts must be sent in advance to the contest. Presentations may be designed for TV, radio, or online media and must be presented live. The types of entries could include:

- Prose and Short Stories
- Poetry/Spoken Word
- Broadcast Media Program
- Theatrical
- Combined Program: Combine any number of the above elements along with other creative presentation forms

### **Oral Interpretation**

**Published Work | Props and Costumes Allowed | Individual or 2-Person Team | Youth must provide manuscripts to judge | 4-6 minutes.**

Oral Interpretation – Individual (SF 50506)  
Oral Interpretation – Team (SF 50507)

Presentations in Oral Interpretation must be published works, and manuscripts or transcripts must be submitted prior to the event. They may be presented as an individual or a two-person team entry. The types of entries could include:

- Prose and Short Stories
- Poetry
- Theatrical Interpretation
- Published Speech Recitation: Excerpt from a spoken presentation delivered by a public figure, such as Winston Churchill, Dr. Martin Luther King, Jr., or Maya Angelou
- Combined Program: Combine any number of the above elements along with other creative presentation forms.



## COMMUNITY SERVICE

Each county may submit 2 entries total from classes 50150a, 50150b, 50149). **Due to space restrictions, exhibits are limited to 2' 6" wide and 15" deep.**

### **Service Learning 1** (SF 50150a)

Exhibit a binder portfolio to reflect what the exhibitor accomplished in the four steps of service learning. This should include researching the need of the community and steps taken to serve that need. If an exhibitor has been enrolled in a project for multiple years, the binder portfolio should include previous years' work. Use of page protectors is recommended. A display board may accompany the portfolio, exhibits are limited to 2'6" wide and 15" deep.

### **Service Learning 2** (SF 50150b)

Exhibit a binder portfolio to reflect what the exhibitor accomplished in the four steps of service learning. This should include a walk-about to observe needs, assessment of needs and assets in your community, surveys/interviews conducted to identify needs and the solution. If the exhibitor has been enrolled in a project for multiple years (including Service Learning 1), the binder portfolio should include previous years' work. Use of page protectors is recommended. A display board may accompany the portfolio, exhibits are limited to 2'6" wide and 15" deep.

### **Service-Learning Group Exhibit** (SF 50149)

**Open to clubs and groups whose members are enrolled in any SERVICE-LEARNING project.** Due to space limitations, exhibits are limited to 2'6" wide and 15" deep.

Club members should be enrolled in Service Learning – Agents of Change (Level 1) and/or Raise Your Voice (Level 2). Register community project at <https://4h.extension.illinois.edu/participate/4-h-community-service>, additional resources located on site. Exhibit should be educational in nature and should inform others of steps taken to engage club members in 1) identifying a local need, conducting a local needs assessment to find a need that is already visible in the community; 2) determine types of activities club members can/want to do; 3) List all of the activities, projects, or needs identified to review with club members; 4) create a plan and timeline for completing the service project (including-project goals; tasks involved; time commitment; permission needed from community stakeholders; a budget, a source for securing those funds; insurance needs; equipment and supplies; publicity; potential partners if additional help is needed; a risk management plan; and a process for evaluating the project; 5) prepare for club members to engage in the service project which may include instruction on completing specific tasks and/or educating members on how the project will benefit the community; 6) complete the project; 7) documentation of service experience with photos, videos; or written reports; 8) once project is completed, reflect on success and/or challenges encountered during execution of the service project; consider what you might do differently in future service projects. Create a display which will educate the public regarding the impact of the service project for both the community and the club members. The display should be staffed by 3 or more club members at the time of judging. Club members should make a 5–10-minute presentation for the judge. Club members should create a display which showcases the service project and the steps needed to complete it. Only club members present for the judging and who participate in the critique and presentation are eligible for ribbons and premiums. Exhibit size should not exceed 2' x 16" WIDE AND 15" deep.

## COMPUTER SCIENCE

Each county may submit 3 entries total from 50158, 50159, 50160, 50161, 50162.

Exhibitors may bring computer equipment for demonstration purposes. Computers will not be furnished. Internet connections are not available for use by exhibitors. Any member found to be using computer software in a manner that infringes on copyright laws will be disqualified.

### **Beginning Visual Programming** (SF 50158)

#### **Open to youth in Computer Science Visual Based Programming**

Exhibit a simple program using Scratch (or other simple visual programming language). The program should include 8 different commands including looping and getting input from the keyboard and mouse. All exhibits must include something visual, such as a poster or printed copy of a digital presentation, which will remain on display during the exhibition.

Electronic equipment will only be used during your personal judging time and will not remain on display during the entire exhibit period.

### **Intermediate Visual Programming (SF 50159)**

#### **Open to youth in Computer Science Visual Based Programming**

Exhibit a program using Scratch (or other simple visual programming language) that you have downloaded from the internet and modified. Compare the two programs and demonstrate the changes you made to the original program; **OR** create an animated storybook using Scratch (or other simple graphical programming language). All exhibits must include something visual, such as a poster or printed copy of a digital presentation, which will remain on display during the exhibition. Electronic equipment will only be used during your personal judging time and will not remain on display during the entire exhibit period.

### **Advance Visual Programming (SF 50160)**

#### **Open to youth in Computer Science Visual Based Programming**

Exhibit a video game you have created in Scratch (or other simple visual programming language). All exhibits must include something visual, such as a poster or printed copy of a digital presentation, which will remain on display during the exhibition. Electronic equipment will only be used during your personal judging time and will not remain on display during the entire exhibit period.

### **Website Design (SF 50161)**

#### **Open to youth in any Computer Science Project Area**

Exhibit an original website that you have designed using a programming language such as HTML (cannot be made with website builder like Wix or Squarespace). Internet access will not be provided, so exhibitors must supply their own internet hot spot, or the website must be hosted on the exhibitor's computer. All exhibits must include something visual, such as a poster or printed copy of a digital presentation, which will remain on display during the exhibition. Electronic equipment will only be used during your personal judging time and will not remain on display during the entire exhibit period.

### **Text Based/Open-Source Computer Science (SF 50162)**

**Open to youth enrolled in any Computer Science or robotics project.** Demonstrate the skills and knowledge you have gained through the Computer Science project using a text-based programming language (Python, Java, C, etc.). The exhibit may include, but isn't limited to, original works, objects, demonstrations, digital presentations, programs, websites, games, apps, performances, or posters which you have made. Choose whatever method best shows what you've learned. Your exhibit should not fit in with the other exhibit options for this project. You must furnish any equipment you need for your exhibit. Internet service will not be provided for the exhibit. Exhibits in this class may also demonstrate successful applications of open source (publicly available) computing software and/or hardware, such as Raspberry Pi and Linux, to accomplish a task. All exhibits must include something visual, such as a poster or printed copy of a digital presentation or programming flowchart, which will remain on display during the exhibition. Exhibits in this area will be judged on computer science programming. Electronic equipment will only be used during your personal judging time and will not remain on display during the entire exhibit period. Exhibits in this class must be able to fit on no more than a 3' x 2' space (or ground footprint).

#### **Computer Science Ready4Life Challenge**

*For Ready4Life Career & Entrepreneurship Exploration exhibit opportunities for this project area, visit the Ready4Life section of this document.*

## **CONSUMER EDUCATION**

Each county may submit 2 entries total from 50166, 50168, 50169.

### **Entrepreneurship: Be the E! (SF 50166)**

Exhibit a binder portfolio or display that includes the results of at least two completed activities from each year the exhibitor has been enrolled in the project. Completed activities from previous years should be included.

### **My Financial Future 1 Beginner (SF 50168)**

Develop a Financial Planning portfolio which includes the items listed below. This project can be completed all in one year; or a member may take several years to explore each of the activities and develop a more detailed financial plan. The original OR photocopies of the completed activities from the project manual should be included in the portfolio. Each year enrolled in

the project should build on previous year's experiences.

- **First Year** – Complete a minimum of Activities 1-6 from the My Financial Future – Beginner project manual which includes: Who Needs This? Let's get SMART; Bringing Home the Bacon; Managing Your Money Flow; My Money Personality; and Money Decisions.
- **Second Year and Beyond** – Complete a minimum of Activities 7-11 from the My Financial Future – Beginner project manual which includes: Banking your \$\$\$\$; Charging it Up; Check it Out; Better than a Piggy Bank; and My Work; My Future.

### **My Financial Future 2 Advanced (SF 50169)**

Building on your previous work in My Financial Future – Beginner project, continue adding to your Financial Planning portfolio which includes the items listed below. Members are encouraged to spend more than one year involved in this project, so they have time to thoroughly explore the learning modules and develop a greater understanding of financial literacy, planning for their future, and develop a comprehensive career and financial planning portfolio. The original OR photocopies of the completed activities from the project manual should be included in the portfolio. Each year enrolled in the project should build on the previous year's learning experiences.

- **First Year** – Complete a minimum of two activities from Module 1: Earning Income and Career Planning and Module 2: Organizing Your Flow.
- **Second Year** – Complete all activities not previously completed in Module 1: Earning Income and Career Planning and Module 2: Organizing Your Flow; **AND** a minimum of two of the activities from Module 3: Working with Banks and Credit Unions: Bank on It and Module 4: Making Your \$ Work 4 U.
- **Third Year and Beyond** – Complete all activities not previously completed in Module 3: Working with Banks and Credit Unions: Bank on It and Module 4: Making Your \$ Work 4 U; **AND** a minimum of two activities from Module 5: Credit and Consumer Breadcrumbs.

### **Consumer Ed Ready4Life Challenge**

*For Ready4Life Career & Entrepreneurship Exploration exhibit opportunities for this project area, visit the Ready4Life section of this document.*

## **CREATIVE WRITING**

Each county may submit 2 entries total from 50367, 50371

### **Creative Writing (SF 50367)**

Submit one of the following. The entry is to be typewritten on 8 ½ x 11 paper and include exhibitor's name. Entries must be original and **written for the 4-H project**. Stories should be double-spaced.

- **Short Story** – A fiction piece comprised of three basic elements: a theme, a plot and characters. Submit one story, maximum length – 2,000 words.
- **Essay** – A short nonfiction composition in which a theme is developed, or an idea is expressed. Submit one essay, maximum length – 500 words.
- **Feature Story** – Nonfiction human-interest story judged on interest to readers, writing style, readability, and thoroughness of coverage. Submit one story, maximum length – 1,000 words.

**State Level Creative Writing: If promoted to state, follow the instructions below to submit your entry by August 1 to the state 4-H office.**

1. Members are strongly encouraged to upload their submission to the State Communications Box folder by August 1, prior to the beginning of State Fair. Members need to include their name and county in the title of the file. Upload files to: <https://go.illinois.edu/StateFairSubmissions>
2. Members are also required to bring a hard copy of their project to drop off the morning that their county is exhibiting at the state fair.

### **Poetry (SF 50371)**

Submit one of the following. The entry is to be typewritten on 8 ½ x 11 paper and include exhibitor's name. Entries must be original and **written for the 4-H project**. Poems may be single-spaced. The entries should be submitted by August 1 to the

state 4-H office.

- **Rhymed Poetry** – An interpretation of a subject in rhymed verse. Submit a collection of three poems.
- **Free Style Poetry**– An interpretation of a subject in unrhymed verse. Submit a collection of three poems.

## CROPS

Each county may submit 3 entries total from 50170, 50171, 50172, 50173.

### **Soybeans** (SF 50170)

Exhibit five fresh plants (include root system that is washed) that are representative of member's 4-H project field; **OR** exhibit an experimental or educational project related to one experience from your project. Include explanation of the project in a report for public understanding. Include the member's crop records with the exhibit, such as the 4-H crop record found online at [4-H.illinois.edu](http://4-H.illinois.edu), an FFA crops record, or similar information.

### **Corn** (SF 50171)

Exhibit two fresh plants of field corn (include root system that is washed) that are representative of member's 4-H project field; **OR** exhibit an experimental or educational project related to one experience from your project. Include explanation of the project in a report for public understanding. *Sweet corn should be exhibited in Vegetable Gardening unless being raised under commercial contract by the exhibitor.* Include the member's crop records with the exhibit, such as the 4-H crop record found online at [4-H.illinois.edu](http://4-H.illinois.edu), an FFA crops record, or similar information.

### **County Class Only** – *(not eligible for state fair)*

**Tallest Single Stalk of Corn, with ear on.** *Place root end of the stalk in a plastic bag to transport inside building. Trophy*

### **Small Grains** (SF 50172)

Exhibit one gallon of the current year's crop of oats, wheat, rye, or barley that is representative of the member's 4-H project field; **OR** exhibit an experimental or educational project related to one experience from your project. Include explanation of the project in a report for public understanding. Include the member's crop records with the exhibit, such as the 4-H crop record found online at [4-H.illinois.edu](http://4-H.illinois.edu), an FFA crops record, or similar information.

### **Crops Innovation Class** (SF 50173)

#### **Open to youth enrolled in any Crops project.**

Demonstrate the skills and knowledge you have gained through the Crops project. This could be related to, but not limited to crop production, crop utilization or topics of interest to the member related to agronomy. The exhibit may include, but isn't limited to, original works, objects, demonstrations, digital presentations, programs, websites, games, apps, performances, or posters which you have made. Choose whatever method best shows what you've learned. Your exhibit should not fit in the other exhibit options for this project. You must furnish any equipment you need for your exhibit. Internet service will not be provided for the exhibit. All exhibits must include something visual, such as a printed copy of a digital presentation, which will remain on display during the exhibition. Electronic equipment will only be used during your personal judging time and will not remain on display during the entire exhibit period.

#### **Crops Ready4Life Challenge**

*For Ready4Life Career & Entrepreneurship Exploration exhibit opportunities for this project area, visit the Ready4Life section of this document.*

## DAIRY CATTLE

**For youth enrolled in Dairy Cattle**

**For Live Animal Exhibits, go to page 22**

## DOG

**For youth enrolled in Dogs**

**For Live Animal Exhibits, go to page 35**

## **DRONES: UNMANNED AERIAL VEHICLES/SYSTEMS**

Each county may submit 2 entries total from 50375, 50376.

Choose one of the following classes based on your interest and skill level.

Each exhibitor must complete the first 2 sections, and at least 3 Real World Missions in the Quads Away Curriculum and display a completed mission logbook.

### **UAV Display (SF 50375)**

Prepare a display related to the Drones/UAV project on the topic of your choosing. The exhibit may include, but isn't limited to, original works, objects, demonstrations, digital presentations, programs, websites, games, apps, performances, or posters which you have made. Choose whatever method best shows what you've learned. You must furnish any equipment you need for your exhibit. Internet service will not be provided for the exhibit. All exhibits must include something visual, such as a printed copy of a digital presentation, which will remain on display during the exhibition. Electronic equipment will only be used during your personal judging time and will not remain on display during the entire exhibit period. Non-UAV/ Drone projects should not be entered in this class (see Aerospace Display).

### **UAV Unmanned Aerial Systems (SF 50376)**

Exhibit one unmanned aerial vehicle and associated system assembled or made by the member. UAV or drone exhibits in this class must be either originally designed or built from a kit of reconfigurable parts and components. These displays are limited to multicopters (tri, quad, hex, and octocopters), as well as FPV airplanes and flying wings with wingspans up to 36". A detailed build log with pictures, as well as a mission logbook must be included. The UAV MUST have a flight controller and utilize a camera/video transmission system. The exhibit will be a static display. The drone should be in good flying condition with batteries fully charged, and all UAS components (including video system) ready to demonstrate. DO NOT display your UAV with the propellers on, but rather on the table to the side of your UAV. The drone will not be flown. Attach the printed directions/instructions of the UAV if any were used.

## **ELECTRICITY**

Each county may submit 3 entries total from 50177, 50178, 50179, 50180.

### **Electricity 1 (SF 50177)**

(May only be battery-powered projects using battery components and wiring). Exhibit a momentary switch, simple switch, basic circuit, electromagnet, galvanometer, **OR** an electric motor. All projects must include a report explaining how the project was constructed and the principles demonstrated. Projects using paper clips, cardboard, thumbtacks, and brads are not eligible for state fair exhibits in electricity. Members wishing to exhibit these types of projects should consider exhibiting in Junk Drawer Robotics 1 or 2.

### **Electricity 2 (SF 50178)**

(May only be battery-powered projects using battery components and wiring). Exhibit a circuit board demonstrating parallel and series switches, including a circuit diagram; 3-way or 4-way switch circuit using DC/battery; **OR** a basic electrical device (examples: rocket launcher, burglar alarm, etc.). All projects must include a report explaining how the project was constructed and the principles demonstrated. Projects using paper clips, cardboard, thumbtacks, and brads are not eligible for state fair exhibits in electricity. Members wishing to exhibit these types of projects should consider exhibiting in Junk Drawer Robotics 1 or 2.

### **Electricity 3 (SF 50179)**

Exhibit a 120V lighting fixture or other appliance that uses a switch; **OR** two electrical household circuits using 120V materials to comply with National Electrical Code, one with a simple on/off switch to control bulb, and one using 3-way switches to control light from two locations; **OR** other project which demonstrates principles in the Wired for Power book. All electricity projects must include a report explaining how the project was constructed, and principles for its operation. Recommendations can be found on the website.

### **Electricity 4 (SF 50180)**

Exhibit any electronic or solid-state appliance. The exhibitor must be able to explain how the project was constructed, how it is to be used and how it works. When a project is being constructed, general safety and workmanship should be considered. All Electricity 4 projects must include a report explaining how the project was constructed, and principles for its operation. Recommendations can be found on the website.

### **Electricity Ready4Life Challenge**

*For Ready4Life Career & Entrepreneurship Exploration exhibit opportunities for this project area, visit the Ready4Life section of this document.*

## **ENTOMOLOGY GENERAL**

Each county may submit 2 entries total from 50183, 50184, 50185, 50186.

Size and number of exhibit cases should relate appropriately to the number of insects being displayed for a specified class. Cases should be no deeper than 4". Exhibitors should note that Entomology exhibits may be placed UPRIGHT for display.

### **Entomology 1 (SF 50183)**

Exhibit 15 or more species representing four or more orders. The collection must be accurately labeled. Exhibitors must also include the Entomology 1 project manual, *Teaming with Insects 1*, with at least one completed activity for each year enrolled. Rules for pinning and labeling insects are available at the following site:

<https://extension.entm.purdue.edu/401Book/default.php?page=home>

### **Entomology 2 (SF 50184)**

Exhibit 30 or more species representing eight or more orders. Collection must be accurately labeled. Exhibitors must also include the Entomology 2 project manual, *Teaming with Insects 2*, with at least one completed activity for each year enrolled. Rules for pinning and labeling insects are available at the following site:

<https://extension.entm.purdue.edu/401Book/default.php?page=home>

### **Entomology 3 (SF 50185)**

Exhibit 60 or more species representing twelve or more orders. Collection must be accurately labeled. Exhibitors must also include the Entomology 3 project manual, *Teaming with Insects 3*, with at least one completed activity for each year enrolled. Rules for pinning and labeling insects are available at the following site:

<https://extension.entm.purdue.edu/401Book/default.php?page=home>

### **Entomology Display (SF 50186)**

#### **Open to youth enrolled in Entomology 1, Entomology 2, or Entomology 3**

Exhibit any activity or display related to Entomology that does not fit into Entomology Classes 1, 2 or 3 above. The exhibit may include, but isn't limited to, original works, objects, demonstrations, digital presentations, programs, websites, games, apps, performances, or posters which you have made. Choose whatever method best shows what you've learned. You must furnish any equipment you need for your exhibit. Internet service will not be provided for the exhibit. All exhibits must include something visual, such as a printed copy of a digital presentation, which will remain on display during the exhibition. Electronic equipment will only be used during your personal judging time and will not remain on display during the entire exhibit period.

### **Entomology Ready4Life Challenge**

*For Ready4Life Career & Entrepreneurship Exploration exhibit opportunities for this project area, visit the Ready4Life section of this document.*

## **ENTOMOLOGY BEEKEEPING**

Each county may send 2 entries total from classes 50188, 50189, 50190.

Create an exhibit that shows the public what you learned in the beekeeping project this year. **Note:** No beehives may be exhibited. Honey moisture content will be measured. Fill level: the honey should be filled to the jar shoulder, not over, nor

under. Chunk honey should go in a wide-mouth jar, preferably one specially made for chunk honey (see beekeeping catalogs). Be careful to distinguish “chunk honey” (comb in jar) from “cut comb” (comb only in plastic box). *Honey exhibited (including chunk, cut comb, and sections) must be collected since the previous year’s fair.*

### **Beekeeping 1 (SF 50188)**

Exhibit an educational display for one (1) of the following:

- Flowers used to make honey. Display pressed flowers from ten (10) different Illinois plants that bees use for making honey.
- Uses of honey and beeswax.
- Setting up a beehive.
- Safe handling of bees.
- Equipment needed by a beekeeper.

### **Beekeeping 2 (SF 50189)**

Exhibit one (1) of the following:

- Extracted honey: Three (3) 1# jars (glass, screw-top), holding 1# of honey each.
- Chunk honey (comb in jar): Three (3) 1# jars (wide-mouth, glass).
- Cut-comb honey: Three (3) 1# boxes (boxes are usually 4 ½” x 4 ½” in size).
- Section honey: Three (3) sections of comb honey (in basswood boxes or Ross rounds).
- Working with honeybees. Present a topic from your manual to teach fairgoers about working with honeybees. Use your knowledge and creativity to display this information on a poster or in a notebook.

### **Beekeeping 3 (SF 50190)**

Exhibit three (3) of the five (5) kinds of honey listed below (#1-5) or prepare an educational display about honeybees or beekeeping (#6).

1. Extracted honey: Three (3) 1# jars (glass, screw-top), holding 1# of honey each.
2. Chunk honey (comb in a jar): Three (3) 1# jars (wide-mouth, glass) .
3. Cut-comb honey: Three (3) 1# boxes (boxes are usually 4 ½” x 4 ½” in size).
4. Comb honey: Three (3) sections (honey built by bees in frames of wood commonly called “sections”) (boxes are usually 4 ½” x 4 ½” in size).
5. Section honey: Three (3) sections of comb honey (in basswood boxes or Ross rounds) **OR**
6. Prepare an educational display about honeybees or beekeeping.

### **Entomology Beekeeping Ready4Life Challenge**

*For Ready4Life Career & Entrepreneurship Exploration exhibit opportunities for this project area, visit the Ready4Life section of this document.*

## **ESPORTS**

Each county may submit 3 entries from 50378.

All exhibitors must complete all activities in the Illinois 4-H eSports Pilot Curriculum.

### **eSports (SF 50378)**

Compete in at least 1 ranked tournament online or in person (either as a team or solo), and fully document your progress throughout. Any game with a documentable bracket system, and at least 3 rounds count. Be sure to include a description of the tournament, your match information, your win-loss record, and description of the game and platform being used to play the game (Ram requirements/capabilities of your machine, video card specs., etc.). Prepare a PowerPoint presentation describing your journey through eSports (including your 1 mandatory tournament), what you have learned about gaming/eSports, and why you think more youth should be involved. Also include a detailed description of your most important win, explaining your strategy in that victory. Be sure to include screenshots and video, if possible. Load your presentation to a USB drive.



## **EXPLORATORY** (not eligible for state fair)

### **Exploratory** (*Welcome to 4-H*) (not eligible for state fair)

Youth ages 8 – 10 may exhibit a display on one of the following topics from the project book:

- Windowsill gardening; **OR**
- 4-H animals; **OR**
- 4-H family; **OR**
- Coat of arms

### **Collectibles** (not eligible for state fair)

Bring your completed project book and your collection or examples of your collection (if it's too large to bring) with pictures of the total collection, **OR** an exhibit or poster illustrating one feature of the project.

### **Bicycle 1** (not eligible for state fair)

Exhibitors will draw three situations from a bag that relate to activities from Level 1 and discuss/explain all three with the judge. Situations may include selecting bicycle safety equipment; demonstrate how to fit a helmet; identify bike parts and their function; selecting the right size bike; how to check bicycle tires, brakes and chains; recognizing traffic signs and their meaning; general discussion of bicycling hazards; and items to consider when planning a bike trip.

### **Bicycle 2** (not eligible for state fair)

Exhibitors will draw three situations from a bag that relate to activities from Level 2 and discuss/explain all three with the judge. Situations may include factors to consider when choosing a bike; comparing tire pressure, valve type and tread; steps in fixing a flat tire; steps to follow when cleaning, lubricating and replacing a bike chain; evaluating the braking system on a bicycle; factors to consider when mapping out a bike route; rules for smart bike riding; and planning a menu for an all-day bike ride.

## **FAMILY HERITAGE**

Each county may submit 1 entry from 50197.

### **Family Heritage** (SF 50197)

Prepare an exhibit of items, pictures, maps, charts, slides/tapes, drawings, illustrations, writings or displays that depict the heritage of the member's family or community or 4-H history. Please note: Exhibits are entered at 4-H'ers own risk. 4-H is not responsible for loss or damage to family heirloom items or any items in this division. Displays should not be larger than 36 x 48 wide.

### **Family Heritage Ready4Life Challenge**

*For Ready4Life Career & Entrepreneurship Exploration exhibit opportunities for this project area, visit the Ready4Life section of this document.*

## **FOODS & NUTRITION**

Each county may submit 7 entries total from any of these food classes: 50200 a-c, 50201 a-c, 50202a-e, 50203a-d, 50204, 50206, 50208a-f, 50211.

### **4-H Cooking 101** (SF 50200a, 50200b, 50200c)

Using the recipes included in the project manual (*which are also available at [go.illinois.edu/Cooking101Recipes](http://go.illinois.edu/Cooking101Recipes)*), prepare an exhibit for **one** of the classes below. No icing should be on any products. **No ingredient additions or substitutions should be made to the recipes**, unless they are to accommodate food allergies, sensitivities, or special diets (i.e. nut allergy, gluten intolerance, vegetarian/vegan diet, etc.). If you make changes to the recipe due to the reasons listed above, bring a copy of the recipe with your changes, and be prepared to discuss them with the judge. Bars, coffeecake, or cookies should be displayed on a disposable plate placed in a zip-sealing plastic bag. In addition to your food exhibit, complete the What's on Your Plate? Activity on pages 10-11 in the 4-H Cooking 101 project manual (*and for download at [go.illinois.edu/Cooking101Activity](http://go.illinois.edu/Cooking101Activity)*). Bring a document with printed pictures of your 3 or more plates and the answers to questions 1-7 to remain on display with your project. The words on the plates must be legible and clearly visible in the picture. Pictures, graphics, or photos are acceptable. Due to space limitations at State Fair, the size of the activity document should be no larger than an 8 ½" x 11"



binder or folder.

**Cereal Bars** (SF 50200A) - 3 cereal marshmallow bars

**Coffeecake** (SF 50200B) - ¼ of 8” square or round coffeecake

**Cookies** (SF 50200C) - 3 cookies

*Youth interested in exhibiting a food item from the project book not listed above, making changes to the provided recipes, or exhibiting a display related to information in the project manual should investigate the Foods Innovation class.*

#### **4-H Cooking 201** (SF 50201a, 50201b, 50201c)

Using the recipes included in the project manual (*which are also available at [go.illinois.edu/Cooking201Recipes](http://go.illinois.edu/Cooking201Recipes)*), prepare an exhibit for **one** of the classes below. **No ingredient additions or substitutions should be made to the recipes**, unless they are to accommodate food allergies, sensitivities, or special diets (i.e. nut allergy, gluten intolerance, vegetarian/vegan diet, etc.). If you make changes to the recipe due to the reasons listed above, bring a copy of the recipe with your changes and be prepared to discuss them with the judge. Bread, biscuits, or scones should be displayed on a disposable plate placed in a zip-sealing plastic bag. In addition to your food exhibit, complete Experiment with Meal Planning Activity on page 91 in the 4-H Cooking 201 project manual (*and for download at [go.illinois.edu/Cooking201Activity](http://go.illinois.edu/Cooking201Activity)*). Bring either page 91 with your completed answers or a document with the answers to remain on display with your project along with a picture of the meal you prepared. You do not need to complete the Challenge Yourself section on page 91. Due to space limitations at State Fair, the size of the activity document should be no larger than an 8 ½” x 11” binder or folder.

**Biscuits** (SF 50201a) - 3 rolled biscuits.

**Scones** (SF 50201b) - 3 scones

**Nut Bread** (SF 50201c) - ½ loaf (9” x 5”) of basic nut bread (no variations)

*Youth interested in exhibiting a food item from the project book not listed above, making changes to the provided recipes, or exhibiting a display related to information in the project manual should investigate the Foods Innovation class.*

#### **4-H Cooking 301** (SF 50202a, 50202b, 50202c, 50202d, 50202e)

Using the recipes included in the project manual (*which are also available at [go.illinois.edu/Cooking301Recipes](http://go.illinois.edu/Cooking301Recipes)*), prepare an exhibit for **one** of the classes below. If icing is used on the tea ring or sweet rolls, the recipe for the icing must also come from the book. The yeast bread/roll dough may be prepared in a bread making machine; however prepared mixes are not permitted. **No ingredient additions or substitutions should be made to the recipes**, unless they are to accommodate food allergies, sensitivities, or special diets (i.e. nut allergy, gluten intolerance, vegetarian/vegan diet, etc.). If you make changes to the recipe due to the reasons listed above, bring a copy of the recipe with your changes, and be prepared to discuss them with the judge. Display exhibit on a disposable plate or pie tin and place in a zip-sealing plastic bag. In addition to your food exhibit, complete one of the six experiments: Experiment with Flour p. 33-34, Experiment with Kneading p. 35-36, Experiment with Yeast p. 37-38 or 39, Experiment with Butter p. 62-63 or Experiment with Cheese p. 104-105. Copies of all experiments are available to download at [go.illinois.edu/Cooking301Experiments](http://go.illinois.edu/Cooking301Experiments). Bring a document with a printed picture of your experiment and the answers to the experiment questions to remain on display with your project. Due to space limitations at State Fair, the size of the experiment document should be no larger than an 8 ½” x 11” binder or folder.

**Dinner Rolls** (50202a) - 3 dinner rolls

**Yeast Bread** (50202b) - loaf of yeast bread

**Tea Ring** (50202c) - 1 tea ring

**Sweet Rolls** (50202d) - 3 basic sweet dough rolls

**Cake** (50202e) - one layer of a rich white cake or rich chocolate cake, top side up (*without frosting*)

#### **4-H Cooking 401** (SF 50203a, 50203b, 50203c, 50203d)

Using the recipes included in the project manual (*which are also available at [go.illinois.edu/Cooking401Recipes](http://go.illinois.edu/Cooking401Recipes)*), prepare an exhibit for **one** of the classes below. **No ingredient additions or substitutions should be made to the recipes**, unless they are to accommodate food allergies, sensitivities, or special diets (i.e. nut allergy, gluten intolerance, vegetarian/vegan diet, etc.). If you make changes to the recipe due to the reasons listed above, bring a copy of the recipe with your changes and be prepared to discuss them with the judge. Display exhibit on a disposable plate and place in a zip-sealing plastic bag. In addition to your food exhibit, pick one of the recipes from Cooking 401 that is not a choice for exhibit. Make the recipe and take a picture of the results. Bring a document with a printed picture of the food you made from the recipe and the answers to the following two questions: 1.) If you made this recipe again, what would you do differently? 2.) What did you learn that can help you in other ways besides preparing food? Due to space limitations at State Fair, the size of the activity document should be no larger than an 8 ½” x 11” binder or folder.

**Focaccia Bread** (50203a) - ¼ of a 15” x 10” loaf of focaccia bread (do not include dipping oil)

**Pie Shell** (50203b) - one baked pie shell – traditional, oil, or whole wheat (no graham cracker)

**Sponge Cake** (50203c) - ¼ golden sponge cake, top side up, without frosting.

**French Bread** (50203d) - ½ loaf French bread

*Youth interested in exhibiting a food item from the project book not listed above, making changes to the provided recipes, or exhibiting a display related to information in the project manual should investigate the Foods Innovation class.*

#### **Food Science 1-4** (SF 50204)

Prepare a display, digital presentation, or poster on one of the food science experiments from the manual that you completed. Share 1) the food science question you investigated; 2) process used to conduct the experiment; 3) results and observations; 4) what you learned; and 5) how you have applied this information. You must furnish any equipment you need for the exhibit. Internet service is not provided. All exhibits must include something visual, such as a printed copy of a digital presentation. Electronic equipment will only be used during your judging time and will not remain on display during the exhibit period.

#### **Sports Nutrition** (SF 50206)

Prepare a display, digital presentation, or poster on one of the activity chapters in the manual that you completed. The activity chapters are listed by page number in the table of contents. Your exhibit should include, at minimum, information on one physical fitness component and one food/recipe component from the activity chapter. The exhibit should include the project manual with the pages of the activity completed. You may also include a live demonstration of physical activities. Do not bring food made using the recipes but consider adding pictures of the completed recipes to your exhibit. You must furnish any equipment you need for the exhibit. Internet service is not provided. All exhibits must include something visual, such as a printed copy of a digital presentation. Electronic equipment will only be used during your judging time and will not remain on display during the exhibit period.

Examples for Activity 1

Example A: Make a video of yourself practicing flexibility, strength and endurance physical fitness activities and making pasta salad with different vegetable, pasta, and dressing ideas. Bring a screenshot and brief description of your video to leave on display.

Example B: Make a poster of pictures of flexibility, strength and endurance physical fitness activities and information on the results of making the spinach and mandarin orange salad. Include answers to the questions in the book.

#### **Food Preservation** (SF 50208A, 50208B, 50208C, 50208D, 50208E, 50208F)

Prepare an exhibit using ONE of the following food preservation methods: canning; freezing; drying; pickles/relishes; jams, jellies and preserves **OR** a combination of these (see Preservation Combination option below), excluding Freezing. **No freezer jam exhibits will be allowed for Freezing; Jams, Jellies, and Preserves; or for the Preservation Combination**

**options.** Be sure to review all of the Food Preservation rules that follow the class list so you can follow all exhibit requirements.

**Fruits/Vegetables** (SF 50208A) – The exhibit should include two different canned foods in appropriate jars for the products. Food may be fruit, vegetable, or tomato product (i.e. salsa, juice, etc.).

**Freezing** (SF 50208B) – Prepare a nutrition display that illustrates the freezing principle. There is NOT a food exhibit option for this preservation method.

**Drying** (SF 50208C) – Exhibit two (2) different dried foods packed in plastic food storage bags. Choose from fruit, vegetable, fruit leather or meat jerky.

**Pickles and Relishes** (SF 50208D) – Exhibit two (2) pint jars of different recipes of pickles and/or relishes made from produce.

**Jams, Jellies, and Preserves** (SF 50208E) – Exhibit two (2) half-pint jars of two different jams, jellies, and/or preserves.

**Preservation Combination** (SF 50208F) – Exhibit two (2) different preserved food products from two different categories above, excluding Freezing, in appropriate jars/packaging (Drying). For example, exhibit 1 jar of tomatoes (Fruits/Vegetables) and 1 half-pint of jelly (Jams, Jellies, and Preserves).

All preserved products should be prepared and processed according to the current USDA/Extension information. USDA information on preserving food, including recipes, can be found at: [www.homefoodpreservation.com](http://www.homefoodpreservation.com) or <https://extension.illinois.edu/food/food-preservation>. Recipes must be processed in a water-bath or pressure canner. **Per the 4-H general show rules, entries must be produced (preserved) this 4-H year (between September 1, 2023, and August 31, 2024).**

**All food preservation exhibits must be labeled with** 1) The name of the food; 2) The date preserved; 3) Appropriate method(s) of food preservation (For canned projects: boiling water bath or pressure canner; For drying projects: Specify equipment used (food dehydrator, oven, etc.)).

**Examples:**

- Strawberry jam, boiling water bath. July 13, 2024.
- Green beans, pressure canner. July 13, 2024.
- Beef jerky, food dehydrator and oven. July 13, 2024.

**All food preservation exhibits must be accompanied by the recipe(s)** – typed or written, with the source of the recipe(s) listed. **Required recipes and sources for food preservation exhibits** – all food preservation recipes must be from an approved source. Those sources are:

- *PUT IT UP! Food Preservation for Youth* website or manuals
- National 4-H Home Food Preservation Project Manuals
- U.S. Department of Agriculture (USDA)
- National Center for Home Food Preservation
- Ball/Kerr Canning (recipes after 1985)
- Mrs. Wages

**DO NOT BRING RECIPES FROM:** Magazine or newspaper clippings, Pinterest (unless it is from a source listed above), a recipe from a family member or friend without a source, cookbooks (excluding Ball, Kerr, Put It Up! and 4-H Home Food Preservation books).

**Canning Equipment Requirements:** All canned products must be canned in clear, standard jars in good condition (no chips or cracks). Jars must be sealed using two-piece canning lids (flat lid and band). Must use a new, unused flat lid. Bands must not be rusty or severely worn.

### **Foods Innovation Class (SF 50211)**

#### **Open to youth enrolled in any Foods project.**

Demonstrate the skills and knowledge you have gained through the project. The exhibit may include, but isn't limited to, original recipes, results of experiments not in the foods project books, variations on recipes or experimenting with unique cooking or baking methods. Your work can be displayed by a food product, demonstrations, digital presentations, performances, or posters which you have made. Choose whatever method best shows what you've learned. Your exhibit should not fit in with the other exhibit options for this project. You must furnish any equipment you need for your exhibit. Internet service will not be provided for the exhibit. All exhibits must include something visual, such as a printed copy of a digital presentation, which will remain on display during the exhibition. Electronic equipment will only be used during your personal judging time and will not remain on display during the entire exhibit period. If you bring a food product, the food will NOT be tasted.

### **Foods Nutrition Ready4Life Challenge**

*For Ready4Life Career & Entrepreneurship Exploration exhibit opportunities for this project area, visit the Ready4Life section of this document.*

## **FORESTRY**

Each county may submit 2 entries total from 50212, 50213, 50214, 50215

### **Forests of Fun 1 (SF 50212)**

Exhibit any product or display illustrating an activity from the book. The exhibit may include, but isn't limited to, original works, objects, demonstrations, digital presentations, programs, websites, games, apps, performances, or posters which you have made. Choose whatever method best shows what you've learned. You must furnish any equipment you need for your exhibit. Internet service will not be provided for the exhibit. All exhibits must include something visual, such as a printed copy of a digital presentation, which will remain on display during the exhibition. Electronic equipment will only be used during your personal judging time and will not remain on display during the entire exhibit period.

### **Forests of Fun 2 (SF 50213)**

Exhibit any product or display illustrating an activity from the book. The exhibit may include, but isn't limited to, original works, objects, demonstrations, digital presentations, programs, websites, games, apps, performances, or posters which you have made. Choose whatever method best shows what you've learned. You must furnish any equipment you need for your exhibit. Internet service will not be provided for the exhibit. All exhibits must include something visual, such as a printed copy of a digital presentation, which will remain on display during the exhibition. Electronic equipment will only be used during your personal judging time and will not remain on display during the entire exhibit period.

### **Forests of Fun 3 (SF 50214)**

Exhibit any product or display illustrating an activity from the book. The exhibit may include, but isn't limited to, original works, objects, demonstrations, digital presentations, programs, websites, games, apps, performances, or posters which you have made. Choose whatever method best shows what you've learned. You must furnish any equipment you need for your exhibit. Internet service will not be provided for the exhibit. All exhibits must include something visual, such as a printed copy of a digital presentation, which will remain on display during the exhibition. Electronic equipment will only be used during your personal judging time and will not remain on display during the entire exhibit period.

### **Forestry Innovation Class (SF 50215)**

Demonstrate the skills and knowledge you have gained through your Forestry project. Exhibit may be the result of knowledge gained from project manuals, independent study, interaction with natural resource or conservation professionals. The exhibit may include, but isn't limited to, original works, objects, demonstrations, digital presentations, programs, websites, games, apps, performances, or posters which you have made. Choose whatever method best shows what you've learned. Your exhibit should not fit in the other exhibit options for this project. You must furnish any equipment you need for your exhibit. Internet service will not be provided for the exhibit. All exhibits must include something visual, such as a printed copy of a digital presentation, which will remain on display during the exhibition. Electronic equipment will only be used during your

personal judging time and will not remain on display during the entire exhibit period.

### **Forestry Ready4Life Challenge**

*For Ready4Life Career & Entrepreneurship Exploration exhibit opportunities for this project area, visit the Ready4Life section of this document.*

## **GEOLOGY**

Each county may submit 3 entries total from 50218, 50219, 50220, 50221, 50222.

**The size and number of exhibit cases should relate appropriately to the number of specimens being displayed for a specified class.** Specimens are not limited to Illinois locations. All levels of Geology use the same manual, Geology-Introduction to the Study of the Earth. **Do not identify your specimens any further than phylum and class.** There is one exception to this for fossils that are identified to phylum OR class. Class should only be used for fossils of mollusks, back-boned animals, and arthropods.

### **Pebble Pups 1 (SF 50218)**

Display 8 to 19 rocks and mineral specimens with three minerals in the collection. Collection may include duplications that show variations. Label collection and note where found.

### **Pebble Pups 2 (SF 50219)**

Display at least 20, but no more than 29, rocks and mineral specimens with seven minerals in the collection. Collection may include duplications that show variations. Label collection and note where found.

### **Rock Hounds 1 (SF 50220)**

Display at least 30, but no more than 40, rocks and mineral specimens with ten minerals in the collection. Rocks should include at least three igneous, two metamorphic, and three sedimentary groups. Label collection and note where found.

### **Rock Hounds 2 (SF 50221)**

Display no more than 50 specimens that have been selected to illustrate a specific theme of the exhibitor's choosing. Be creative. Sample categories could include (but are not limited to): industrial minerals and their uses; a specific rock group and the variety that occurs in that group, including some minerals that occur in that environment; select fossils traced through the geologic ages; minerals and their crystal habits; rocks and minerals used in the lapidary arts.

### **Geology Innovation Class (SF 50222)**

#### **Open to youth enrolled in Geology.**

Demonstrate the skills and knowledge you have gained through the Geology project. Exhibit may be the result of knowledge gained from project manuals; independent study about Illinois rock(s) and mineral(s), interaction with geology professionals; and/or individual exploration in the area of geology. The exhibit may include, but isn't limited to, original works, objects, demonstrations, digital presentations, programs, websites, games, apps, performances, or posters which you have made. Choose whatever method best shows what you've learned. Your exhibit should not fit in with the other exhibit options for this project. You must furnish any equipment you need for your exhibit. Internet service will not be provided for the exhibit. All exhibits must include something visual, such as a printed copy of a digital presentation, which will remain on display during the exhibition. Electronic equipment will only be used during your personal judging time and will not remain on display during the entire exhibit period.

### **Geology Ready4Life Challenge**

*For Ready4Life Career & Entrepreneurship Exploration exhibit opportunities for this project area, visit the Ready4Life section of this document.*

## **GOATS**

**For youth enrolled in Dairy Goats, Meat Goats**

**[For Live Animal Exhibits, go to page 28](#)**

## HEALTH

Each county may submit 3 entries total from 50226, 50227, 50228, 50229, 50230.

All display boards must include a reference list indicating where information was obtained, giving credit to the original author, to complete the 4-H member's exhibit. This reference list should/might include website links, people and professionals interviewed, books, magazines, etc. This reference list should be attached to the back of a poster or display board or included as part of the display visible to the public. A judge is not to discredit an exhibit for the way references are listed. Display boards should be no larger than 36 x 48.

### **Health 1 (SF 50226)**

Create an educational poster/display about any health topic of choice that is age/grade appropriate. Another option is to create a family first aid kit, emergency kit, an emergency kit to take on camping, hiking, biking, etc.

### **Health 2 (SF 50227)**

Create an educational poster or display about any health topic of choice that is age/grade appropriate. Another option is to create a personal nutrition kit to use when doing physical activity like chores, working out at the gym, hiking, biking, skiing, or another similar kit.

### **Health 3 (SF 50228)**

Create an educational poster or display about any health topic of choice that is age/grade appropriate. Another option is to create an activity or guide to help yourself or others become more aware of financial wellness, mental health, disease prevention, or other similar topic that promote healthy habits.

### **Your Thoughts Matter – Navigating Mental Health (SF 50230)**

Prepare an exhibit that demonstrates the knowledge and understanding gained through completion of the Your Thoughts Matter Member Project Guide. Exhibit the following 1) a poster or display that highlights activities and knowledge gained as you completed any two of activities 1 – 9 included in the curriculum; AND 2) the item you created in Activity 10 - the flyer, website, video, or other promotional tool that points individuals to the resources you found.

### **Health Innovation Class (SF 50229)**

#### **Open to youth enrolled in Health 1, 2 or 3.**

Demonstrate the skills and knowledge you have gained through the health project. **Your exhibit should not fit in with the other exhibit options for this project.** The exhibit may include, but isn't limited to, original works, objects, demonstrations, digital presentations, programs, websites, games, apps, performances, or posters which you have made. Choose whatever method best shows what you've learned. You must furnish any equipment you need for your exhibit. Internet service will not be provided for the exhibit. All exhibits must include something visual, such as a printed copy of a digital presentation, which will remain on display during the exhibition. Electronic equipment will only be used during your personal judging time and will not remain on display during the entire exhibit period.

### **Health Ready4Life Challenge**

*For Ready4Life Career & Entrepreneurship Exploration exhibit opportunities for this project area, visit the Ready4Life section of this document.*

## HORSE

**For youth enrolled in Horse**

**For Live Animal Exhibits-, go to page 26**

## HORTICULTURE: FLORICULTURE

Each county may submit 3 entries total from 50192, 50193, 50194, 50195, 50196.

### **Floriculture A (SF 50192)**

- Exhibit one of the following options. Please note that flower arrangements, including the vase or container, must be no larger than 12"x 12".



- Create a flower arrangement, either a round arrangement or a bud vase. No silk flowers are permitted, **OR**
- Create a photo collage or a collection of pictures of flowers that you have raised. Label your flowers by name and tell if you started with a seed, cutting or transplants. Mount pictures on a poster board; **OR**
- Exhibit in one container: 3 stems of blooms - each with attached foliage. Foliage that would go inside the container may be removed. All three blooms or stems should be the same variety, color, shape, and size and must have been grown from seed, young seedling plants, bulbs or rhizomes by the exhibitor. (NOTE: Exhibitors choosing lilies should include no more than 2/3 of foliage for their exhibit.)

#### **Floriculture B (SF 50193)**

Exhibit one of the following options:

- Display a mixed planter that may include herbs with foliage plants and/or flowering plants. The planter should include three or more kinds of plants. The container exhibit space must not exceed 18"x18".
- Create an artistic display of dried flowers and/or herbs explaining how each was dried, **OR**
- Create a photo collage or collection of pictures of plants from your theme garden. Label your plants by name and explain how the plants were chosen to fit the theme.
- Create an artistic fairy garden of plants, flowers and/or herbs. Explain the process you utilized to prepare your fairy garden. Label your plants by name and explain how the plants were chosen to fit the theme.

#### **Floriculture C (SF 50194)**

Exhibit one of the following options:

- Create a terrarium. The size of the terrarium should be appropriate for use on a table at home, and no larger than 12" deep, 18" long, and 16" high. Selected plants should be started by the exhibitor from cuttings or seeds or as purchased plugs. The terrarium must be cared for by the exhibitor for at least 5 months. Exhibitor should be able to explain the different plant, soil, and environmental needs and watering requirements of a closed system, **OR**
- Exhibit a plant that you propagated from cuttings, layering or division or started from seed. Create a photo board showing the progression of growth. Tips for vegetative propagation of houseplants can be found in the University of Illinois Extension Gardener's Corner ([go.illinois.edu/gardenerscorner](http://go.illinois.edu/gardenerscorner)).

#### **Floriculture D (SF 50195)**

Exhibit one of the following options: The maximum size for exhibits in this category is 24"X24" X36".

- Create a centerpiece around a theme such as a wedding, holiday, birthday, etc. No silk flowers are permitted, **OR**
- Create an exhibit of forced bulbs in a pot.

#### **Floriculture Display (SF 50196)**

**(Open to youth enrolled in Floriculture A, Floriculture B, Floriculture C, and Floriculture D)**

Present an exhibit of the members' choice that focuses on some aspect of floriculture which does not fit in the categories above. The exhibit may include, but isn't limited to, dish gardens, original works, objects, demonstrations, digital presentations, programs, websites, games, apps, performances, or posters which you have made. Choose whatever method best shows what you've learned. You must furnish any equipment you need for your exhibit. Internet service will not be provided for the exhibit. All exhibits must include something visual, such as a printed copy of a digital presentation, which will remain on display during the exhibition. Electronic equipment will only be used during your personal judging time and will not remain on display during the entire exhibit period.

#### **Floriculture Ready4Life Challenge**

*For Ready4Life Career & Entrepreneurship Exploration exhibit opportunities for this project area, visit the Ready4Life section of this document.*

## **HORTICULTURE: VEGETABLES, HERBS & FRUITS**

Each county may submit 3 entries total for 50313, 50314, 50315, 50316, 50317.

All exhibits must have been grown by the exhibitor as part of their current gardening 4-H project. Exhibitors should be knowledgeable about various aspects of the produce, including but not limited to different varieties, soil testing, fertilizers

used, etc. Exhibits should be prepared according to the Illinois Vegetable Garden Guide website: <https://extension.illinois.edu/gardening>. Waxes and oils may not be used on vegetables or fruits. Any plant infested with insects will be removed from the exhibit area and will not be eligible for champion awards.

#### **Herb Container Display (SF 50313)**

**(Open to youth in Vegetable Gardening A (Level 1), Vegetable Gardening B (Level 2), Vegetable Gardening C (Level 3), and Vegetable Gardening D (Level 4))**

Herbs should be grown in pots (8" maximum diameter). Categories: Mint, Oregano, Rosemary, Sage, Thyme, and all other herbs. Herbs should be labeled with common and Latin names. Herbs should be in your care for a minimum of three months for state fair exhibits. Remove dead leaves from plants and check that the soil is clear of debris such as dead leaves. When exhibiting herb plants, be sure to grow the plants in the container to be displayed to avoid transplant shock. Exhibits will be evaluated based on cleanliness, uniformity, condition, quality, and trueness to variety. Additional herb resources are located on the project resources section of the Illinois 4-H website.

- Display must include 4 or more different kinds of herbs. There may not be more than 2 different varieties of any herb. For example, peppermint and chocolate mint would be classified as two different herb varieties.
- In instances where containers display more than one variety of herb, special care should be taken that each distinct variety is accessible and clearly visible to the judges to ensure full points for cleanliness.

#### **Vegetable/Fruit Display (SF 50314)**

**(Open to youth in Vegetable Gardening A, Vegetable Gardening B, Vegetable Gardening C, and Vegetable Gardening D)**

1. This class is allowed a 2'6" x 2'6" space for each display.
2. Display must include 6 or more different kinds of vegetables or fruits. There may not be more than 2 different varieties of any vegetable/fruit. For example, red and white potatoes would be classified as two different varieties. Acorn squash and zucchini would be classified as two different vegetables.
3. The number and type of vegetables/fruits used must conform to the Vegetable/Fruit Plate/Display List. *Fruit Plate list is below Vegetable Plate list.*
4. Exhibitors must provide the name and variety of all vegetables/fruits used. (i.e. Cabbage – Golden Acre; Cucumber, slicing – Straight Eight; Tomatoes, slicing – Rocky Top; Snap Beans – Contender, etc.).

#### **Vegetable Plates (SF 50315)**

**(Open to youth in Vegetable Gardening A, Vegetable Gardening B, Vegetable Gardening C, and Vegetable Gardening D)**

1. The exhibit must include 2 single vegetable plates. (Exhibitor will furnish the disposable plates.)
2. Exhibitors must provide the name and variety of all vegetables/fruits used. (i.e. Cabbage – Golden Acre; Cucumber, slicing – Straight Eight; Tomatoes, slicing – Rocky Top; Snap Beans – Contender, etc.). The number of vegetables on plates must conform to plate list below.
3. Only one variety on each plate.
4. An exhibitor cannot show two plates of the same type of vegetable. (i.e.: Cannot exhibit red *and* white potatoes or zucchini *and* straight neck summer squash.)

#### **VEGETABLE PLATE/DISPLAY LIST**

When selecting vegetables for exhibition, keep in mind that the judge will evaluate them on the basis of cleanliness, uniformity, condition, quality, and trueness to variety. (*Lists are provided by UI Extension Horticulturists; Items are listed according to the correct definition of vegetables*)

Asparagus (5 spears)  
Beans, Lima (12 pods)  
Beets (5)  
Broccoli (1 head)  
Brussels sprouts (12 sprouts)  
Cabbage (1 head)  
Cauliflower (1 head)  
Carrots (5)



Cucumber, pickling, or slicing (5)  
 Eggplant (1)  
 Garlic (5)  
 Kohlrabi (5)  
 Lettuce (1 head or plant)  
 Muskmelon incl. cantaloupe (1)  
 Okra (12)  
 Onions, large, dry (5)  
 Onions, green or set (12)  
 Parsnips (5)  
 Peas, (12 pods)  
 Peppers, large fruited (bell/banana) (5)  
 Peppers, small fruited (chili/cherry) (12)  
 Popcorn (5)  
 Potatoes (any variety) (5)  
 Pumpkin (1)  
 Rhubarb, trimmed stalks (3)  
 Rutabaga (5)  
 Salsify (5)  
 Squash, summer (any variety) (3)  
 Sweet corn, in husks (5)  
 Tomatoes, slicing (5)  
 Tomatoes, small fruited (12)  
 Turnip (5)  
 Watermelon (1)  
 Squash, winter (Acorn, butternut, buttercup, spaghetti, Hubbard, Turks's Turban) (1)  
 Beans, Snap, Green Pod, or Golden Wax (12 pods)  
 Greens (collard, endive, escarole, kale, mustard, spinach, Swiss chard) (1 plant)  
 Horseradish Root (1 marketable root specimen harvested this year)

**Vegetable Gardening Display - Other (SF 50316)**

**(Open to youth in Vegetable Gardening A, Vegetable Gardening B, Vegetable Gardening C, Vegetable Gardening D)**

Present an exhibit of the member's choice that focuses on some aspect of vegetable gardening which does not fit in the categories above. The exhibit may include, but isn't limited to, original works, objects, demonstrations, digital presentations, programs, websites, games, apps, performances, or posters which you have made. Choose whatever method best shows what you've learned. You must furnish any equipment you need for your exhibit. Internet service will not be provided for the exhibit. All exhibits must include something visual, such as a printed copy of a digital presentation, which will remain on display during the exhibition. Electronic equipment will only be used during your personal judging time and will not remain on display during the entire exhibit period.

**Fruit Plates (SF 50317)**

**(Open to youth in Vegetable Gardening A, Vegetable Gardening B, Vegetable Gardening C, and Vegetable Gardening D)**

1. The exhibit must include 2 single fruit plates. (Exhibitor will furnish the disposable plates.)
2. Exhibitors must provide the name and variety of all vegetables/fruits used. The number of fruits on plates must conform to plate list below.
3. Only one variety on each plate.
4. An exhibitor cannot show two plates of the same type of fruit. (i.e.: Cannot exhibit Gala & Jonathan Apples, Mazzard & Gisela Cherries, etc.)

**FRUIT PLATE LIST**

Fruit will be judged using the same general criteria used for vegetables. Fruit will be judged for the stage of maturity normal for that season and growing location. Emphasis will be placed on how well fruit approaches market quality. When selecting fruits for exhibition, keep in mind that the judge will evaluate them on the basis of cleanliness, uniformity, condition, quality,

and trueness to variety. (*Lists are provided by UI Extension Horticulturists; Items are listed according to the correct definition of fruit varieties at <https://extension.illinois.edu/fruit-trees>*)

Strawberries (Everbearers) – 1 pint

Grapes – 2 bunches

Apples – 5

Pears – 5

Wild Plums – 1 pint

Other Small Fruit or Berries (Do not duplicate entries from the above fruits) – 1 pint.

Other Fruits or Nuts (Do not duplicate entries from the above fruits) – 5.

### **Vegetable Gardening Ready4Life Challenge**

*For Ready4Life Career & Entrepreneurship Exploration exhibit opportunities for this project area, visit the Ready4Life section of this document.*

## **INTERCULTURAL**

Each county may submit 1 individual entry from 50233a; 1 individual entry from 50234a; 1 club entry from 50233b and one from 50234b. Due to space restrictions, exhibits are limited to 2' 6" wide and 15" deep.

### **Passport to the World, Individual (SF 50233a)**

Prepare a display illustrating what you have learned about a country. This might include topics such as-geography, economy, agriculture, people, language, housing, culture, music, crafts, clothing, environment, or holidays. Exhibits can focus on one or two topics in depth or cover more topics in brief. Exhibit should be educational in nature and should not promote one's beliefs over another person's beliefs. The exhibit may include, but isn't limited to, original works, objects, demonstrations, digital presentations, programs, websites, games, apps, performances, or posters which you have made. Choose whatever method best shows what you've learned. You must furnish any equipment you need for your exhibit. Internet service will not be provided for the exhibit. All exhibits must include something visual, such as a printed copy of a digital presentation, which will remain on display during the exhibition. Electronic equipment will only be used during your personal judging time and will not remain on display during the entire exhibit period. Due to space restrictions, exhibits are limited to 2' 6" wide and 15" deep.

### **Passport to the World, Club (SF 50233b)**

Exhibit a display illustrating what your club has learned about a country. This might include topics such as-geography, economy, agriculture, people, language, housing, culture, music, crafts, clothing, environment, or holidays. Exhibits can focus on one or two topics in depth or cover more topics in brief. Exhibit should be educational in nature and should not promote one's beliefs over another person's beliefs. The exhibit may include, but isn't limited to, original works, objects, demonstrations, digital presentations, programs, websites, games, apps, performances, or posters which you have made. Choose whatever method best shows what you've learned. You must furnish any equipment you need for your exhibit. Internet service will not be provided for the exhibit. All exhibits must include something visual, such as a printed copy of a digital presentation, which will remain on display during the exhibition. Electronic equipment will only be used during your personal judging time and will not remain on display during the entire exhibit period. The display must be accompanied by 3 or more club exhibitors at the time of the judge's critique. Club members should make a 5-7-minute presentation to the judge. All club members present for the judge's critique should be able to discuss the project and answer questions. Only club members present for judging who participate in the actual critique and presentation are eligible for ribbons and premiums. Cloverbuds are not eligible for state fair and cannot be promoted and participate in a group presentation at state fair. Due to space restrictions, exhibits are limited to 2' 6" wide and 15" deep.

### **Diversity & Cultural Awareness, Individual (SF 50234a)**

Create a display or binder portfolio that illustrates the results of a minimum of three (3) completed activities from the project book. Due to space restrictions, exhibits are limited to 2' 6" wide and 15" deep.

### **Diversity & Cultural Awareness, Club (SF 50234b)**

Exhibit a display illustrating the steps that the club has completed on the project selected for the year, including reflection on activities completed. Include a written outline or report of accomplishments and future goals. The exhibit may include, but

isn't limited to, original works, objects, demonstrations, digital presentations, programs, websites, games, apps, performances, or posters which you have made. Choose whatever method best shows what the club members have learned. You must furnish any equipment you need for your exhibit. Internet service will not be provided for the exhibit. All exhibits must include something visual, such as a printed copy of a digital presentation, which will remain on display during the exhibition. Electronic equipment will only be used during your personal judging time and will not remain on display during the entire exhibit period. The display must be accompanied by 3 or more club exhibitors at the time of the judge's critique. Club members should make a 5-7-minute presentation to the judge. All club members present for the judge's critique should be able to discuss the project and answer questions. Only club members present for judging who participate in the actual critique and presentation are eligible for ribbons and premiums. Cloverbuds are not eligible for state fair and cannot be promoted and participate in a group presentation at state fair. Due to space restrictions, exhibits are limited to 2' 6" wide and 15" deep.

### **Intercultural Ready4Life Challenge**

*For Ready4Life Career & Entrepreneurship Exploration exhibit opportunities for this project area, visit the Ready4Life section of this document.*

## **INTERIOR DESIGN**

Each county may submit 2 entries total from 50242, 50243, 50244, 50245.

### **Design Decisions, Beginning (SF 50242)**

Any exhibit must have been created or redesigned by the exhibitor as part of their current Interior Design 4-H project. Exhibitors should be knowledgeable about various aspects of the project. Exhibits could include items such as, but not limited to, comparison studies of different products or techniques; made accessories, wall-hangings, window coverings, or furniture items; refinished or redesigned furniture; or a plan to solve some type of interior design problem. The exhibit should be appropriate to the exhibitor's age, skills, and ability in this project.

### **Design Decisions, Intermediate (SF 50243)**

Any exhibit must have been created or redesigned by the exhibitor as part of their current Interior Design 4-H project. Exhibitors should be knowledgeable about various aspects of the project. Exhibits could include items such as, but not limited to, comparison studies of different products or techniques; made accessories, wall-hangings, window coverings, or furniture items; refinished or redesigned furniture; or a plan to solve some type of interior design problem. The exhibit should be appropriate to the exhibitor's age, skills, and ability in this project.

### **Design Decisions, Advanced (SF 50244)**

Any exhibit must have been created or redesigned by the exhibitor as part of their current Interior Design 4-H project. Exhibitors should be knowledgeable about various aspects of the project. Exhibits could include items such as, but not limited to, comparison studies of different products or techniques; made accessories, wall-hangings, window coverings, or furniture items; refinished or redesigned furniture; or a plan to solve some type of interior design problem. The exhibit should be appropriate to the exhibitor's age, skills, and ability in this project.

### **Interior Design Innovation Class (SF 50245)**

#### **Open to enroll in Interior Design.**

Demonstrate the skills and knowledge you have gained through the Interior Design project. The exhibit may include, but isn't limited to, original works, objects, demonstrations, digital presentations, programs, websites, games, apps, performances, or posters which you have made. Choose whatever method best shows what you've learned. Your exhibit should not fit in the other exhibit options for this project. You must furnish any equipment you need for your exhibit. Internet service will not be provided for the exhibit. All exhibits must include something visual, such as a printed copy of a digital presentation, which will remain on display during the exhibition. Electronic equipment will only be used during your personal judging time and will not remain on display during the entire exhibit period.

### **Interior Design Ready4Life Challenge**

*For Ready4Life Career & Entrepreneurship Exploration exhibit opportunities for this project area, visit the Ready4Life section of this document.*

# LEADERSHIP

Each county may submit 3 entries total from 50249, 50250, 50251, 50252; 2 entries from 50254.

## Leadership 1 (SF 50249)

Create a binder portfolio with a minimum of four (4) completed activities each year from the areas noted below. Build upon your previous year's work. Photocopies or original pages of the completed activities from the book should be included in the portfolio.

- **First Year** – One activity from each of the following sections: Understanding Self; Communication; and Getting Along with Others, plus one activity of exhibitor's choice from the manual.
- **Second Year** – One activity from each of the following sections: Getting Along with Others; Learning to Learn; and Making Decisions, plus one activity of exhibitor's choice from the manual.
- **Third Year** – One activity from each of the following sections: Making Decisions; Managing; and Working with Groups, plus one activity of exhibitor's choice from the manual.

## Leadership 2 (SF 50250)

Building upon your previous work, continue adding to your binder portfolio with a minimum of four (4) completed activities each year from the areas noted below. Photocopies or original pages of the completed activities from the book should be included in the portfolio.

- **First Year** – One activity from each of the following sections: Understanding Self; Communication; and Getting Along with Others, plus one activity of exhibitor's choice from the manual.
- **Second Year** – One activity from each of the following sections: Getting Along with Others; Learning to Learn; and Making Decisions, plus one activity of exhibitor's choice from the manual.
- **Third Year** – One activity from each of the following sections: Making Decisions; Managing; and Working with Groups, plus one activity of exhibitor's choice from the manual.

## Leadership 3 (SF 50251)

Building upon your previous work, continue adding to your binder portfolio with a minimum of four (4) completed activities each year from the areas noted below. Photocopies or original pages of the completed activities from the book should be included in the portfolio.

- **First Year** – One activity from each of the following sections: Understanding Self; Communication; and Getting Along with Others, plus one activity of exhibitor's choice from the manual.
- **Second Year** – One activity from each of the following sections: Getting Along with Others; Learning to Learn; and Making Decisions, plus one activity of exhibitor's choice from the manual.
- **Third Year** – One activity from each of the following sections: Making Decisions; Managing; and Working with Groups, plus one activity of exhibitor's choice from the manual.

## Leadership Innovation Class (SF 50252)

### Open to youth enrolled in Leadership 1, 2, or 3.

Demonstrate the skills and knowledge you have gained through the Leadership project. **Your exhibit should not fit in with the other exhibit options for this project.** The exhibit may include, but isn't limited to, original works, objects, demonstrations, digital presentations, programs, websites, games, apps, performances, or posters which you have made. Choose whatever method best shows what you've learned. You must furnish any equipment you need for your exhibit. Internet service will not be provided for the exhibit. All exhibits must include something visual, such as a printed copy of a digital presentation, which will remain on display during the exhibition. Electronic equipment will only be used during your personal judging time and will not remain on display during the entire exhibit period.

## Leadership Group Exhibit (SF 50254)

### Open to clubs and groups whose members are enrolled in any Leadership project.

Exhibit a display illustrating how your group has used the Teens as Leaders model effectively in your club, community, school, or state. Leadership activities might include planning, advising, promoting, mentoring, teaching, or advocating for

change. The exhibit may include, but isn't limited to, original works, objects, demonstrations, digital presentations, programs, websites, games, apps, performances, or posters which you have made. Choose whatever method best shows what you've learned. You must furnish any equipment you need for your exhibit. Internet service will not be provided for the exhibit. All exhibits must include something visual, such as a printed copy of a digital presentation, which will remain on display during the exhibition. Electronic equipment will only be used during your personal judging time and will not remain on display during the entire exhibit period. The display must be accompanied by 3 or more 4-H members at the time of the judge's critique. Club members should make a 5- to 10-minute presentation to the judge. All club members present for the judge's critique should be able to discuss the project and answer questions. Only club members present for judging who participate in the actual critique and presentation are eligible for ribbons and premiums. Cloverbuds are not eligible for state fair and cannot be promoted and participate in a group presentation at state fair. Due to space limitations, exhibits are limited to 2'6" wide and 15" deep. More information on Teens as Leaders Model found here: <https://go.illinois.edu/LeadershipModel>.

### **Leadership Ready4Life Challenge**

*For Ready4Life Career & Entrepreneurship Exploration exhibit opportunities for this project area, visit the Ready4Life section of this document.*

## **MAKER**

Each county may submit 3 entries from 50400.

### **Maker: Open to youth in all projects. (SF 50400)**

Exhibits in this category are designed to be multi-disciplinary in nature, innovative, and must not fit into any other exhibit category. To qualify for this category, your project **MUST** abide by the following guidelines:

- Exhibitors must complete the DIY Make & Build Curriculum and answer all the questions at the end of each lesson. You must display (or upload if virtual) your answers to these questions, as well as your Maker Log from the DIY Make and Build curriculum.
- Exhibits must be an object or device that has an intended purpose and uses technology in either a mechanical way, digital (computer) way, or combination of the two. Your device or object **cannot** be one of the included activities in the DIY Make and Build Curriculum.
- The device must be something that can be used in everyday life by multiple people (a target audience) and **MUST** be manufactured/built by the exhibitor (If not fully manufactured by the exhibitor, the device **MUST** be modified structurally or be reprogrammed to perform a different function other than what it was designed to do).
- Exhibits **MUST** be able to interact with the outside world. (e.g. an on and off switch, input sensors, feedback, etc.)
- Exhibits **MUST** include a detailed build log with instructions on how to make or build the exhibit **AND** contain either a 3D rendering or detailed and labeled sketches of the device/product.
- All parts and software used in the design/build **MUST** be listed in a detailed Bill of Materials including cost per item and total cost. Total time spent on the build must be documented in your build log.

In addition, exhibitors are **HIGHLY** encouraged to use tools such as 3-D printers, laser cutters, routers and/or other hand/power tools to help in the manufacturing process (**NOTE: Simply 3-D printing or laser cutting an object without the other specifications does not qualify as a Maker Project**). It is also **HIGHLY** encouraged that exhibits use Open-Source software and/or hardware in the build.

## **NATURE: NATURAL RESOURCES AND OUTDOOR ADVENTURES**

Each county may submit 3 entries from 50256, 50257, 50258, 50259, 50267a, 50267b, 50278.

Electricity and water are **NOT** available for these displays. **NO live animals or reptiles are permitted in these exhibits.**

### **Exploring Your Environment 1 (SF 50267a)**

Exhibit any item, project, or display made as it relates to an activity in the *Exploring Your Environment - Ecosystem Services* project manual (product #08410). The display should demonstrate an understanding of natural and/or manmade environments, how humans affect the environment, or how the environment affects our lives. Include your project manual that documents activity recordkeeping, your answers to activity questions, and details personal thoughts and ideas.

**Exploring Your Environment 2** (SF 50267b)

Exhibit any item, project, or display made as it relates to an activity in the *Exploring Your Environment – Earth’s Capacity* project manual (product #08411). The display should demonstrate an understanding of one of the following: stewardship of natural resources, investigating greenhouse effects on living organisms, methods of reducing or managing waste in your home or community, or calculating your ecological footprint. Include your project manual that documents activity recordkeeping, your answers to activity questions, and details personal thoughts and ideas.

**Natural Resources 1** (SF 50256)

Exhibit any item developed from the project book, *Step into Nature*.

**Natural Resources 2** (SF 50257)

Exhibit any item developed from the project book, *Explore the Natural World*.

**Natural Resources 3** (SF 50258)

Exhibit any item developed from the project book, *Blaze the Trail*.

**Outdoor Adventures 1-3** (SF 50259)

Exhibit a display illustrating an activity completed from the project manual.

**Natural Resources or Outdoor Adventures Innovation Class** (SF 50278)**Open to youth enrolled in any Natural Resources or Outdoor Adventures project.**

Demonstrate the skills and knowledge you have gained through your Natural Resources or Outdoor Adventures project. Exhibit may be the result of knowledge gained from project manuals, independent study, interaction with natural resource or conservation professionals. The exhibit may include, but isn’t limited to, original works, objects, demonstrations, digital presentations, programs, websites, games, apps, performances, or posters which you have made. Choose whatever method best shows what you’ve learned. Your exhibit should not fit in with the other exhibit options for this project. You must furnish any equipment you need for your exhibit. Internet service will not be provided for the exhibit. All exhibits must include something visual, such as a printed copy of a digital presentation, which will remain on display during the exhibition. Electronic equipment will only be used during your personal judging time and will not remain on display during the entire exhibit period.

**Natural Resources Ready4Life Challenge**

*For Ready4Life Career & Entrepreneurship Exploration exhibit opportunities for this project area, visit the Ready4Life section of this document.*

**NATURE: FISHING AND WILDLIFE**

Each county may submit 3 entries total from 50260, 50261, 50262, 50266, 50263, 50264, 50265.

**Sportsfishing 1** (SF 50260)

Exhibit a product or display made to complete an activity in the *Take the Bait* project manual. This could include, but is not limited to, displays on different types of fishing tackle, identifying different baits and their uses (no actual bait, please) or identifying the anatomy of a fish. For safety reasons, lures must be placed in a plastic case.

**Sportsfishing 2** (SF 50261)

Exhibit a product or display made to complete an activity in the *Reel in the Fun* project manual. This could include, but is not limited to, displays on different types of knots or rigs and their use; a collection of fishing lures, labeled with their use; or information on preparing and cooking fish (not recipes). For safety reasons, lures must be placed in a plastic case.

**Sportsfishing 3** (SF 50262)

Exhibit a product or display made to complete an activity in the *Cast into the Future* project manual. This could include, but is not limited to, displays on making artificial flies and lures; researching effects of water temperature; sportfishing careers; or identifying insects that fish eat. For safety reasons, lures must be placed in a plastic case.

**Wildlife 1** (SF 50266)

Exhibit any activity developed from the project manual. Be able to explain the importance of and concept behind the exhibit.

**Wildlife 2 (SF 50263)**

Exhibit any activity developed from the project manual. (Ex. Create a display of the life history of an animal.) Within the exhibit, explain the importance of and concept behind the exhibit.

**Wildlife 3 (SF 50265)**

Exhibit any activity developed from the project manual. Be able to explain the importance of and concept behind the exhibit.

**Fish and Wildlife Innovation Class (SF 50264)****Open to youth enrolled in any Sportfishing or Wildlife project.**

Demonstrate the skills and knowledge you have gained through your Sportfishing or Wildlife project. Exhibit may be the result of knowledge gained from project manuals, independent study, interaction with natural resource or conservation professionals. The exhibit may include, but isn't limited to, original works, objects, demonstrations, digital presentations, programs, websites, games, apps, performances, or posters which you have made. Choose whatever method best shows what you've learned. Your exhibit should not fit in with the other exhibit options for this project. You must furnish any equipment you need for your exhibit. Internet service will not be provided for the exhibit. All exhibits must include something visual, such as a printed copy of a digital presentation, which will remain on display during the exhibition. Electronic equipment will only be used during your personal judging time and will not remain on display during the entire exhibit period.

**Fishing & Wildlife Ready4Life Challenge**

*For Ready4Life Career & Entrepreneurship Exploration exhibit opportunities for this project area, visit the Ready4Life section of this document.*

**Exploring Your Environment 1**

Prepare a display or poster that illustrates an activity from the project manual. The display should demonstrate an understanding of natural and/or manmade environments, how humans affect the environment, or how the environment affects our lives. Include your project manual that documents activity recordkeeping, your answers to activity questions, and details personal thoughts and ideas.

**Exploring Your Environment 2**

Prepare a display or poster that illustrates an activity from the project manual. The display should demonstrate an understanding of one of the following: stewardship of natural resources, investigating greenhouse effects on living organisms, methods of reducing or managing waste in your home or community, or calculating your ecological footprint. Include your project manual that documents activity recordkeeping, your answers to activity questions, and details personal thoughts and ideas.

## PHOTOGRAPHY

Each county may submit 3 entries total from 50268, 50269, 50270, 50271

ALL photos in exhibits must have been taken by the exhibitor. Photo/Model releases from individuals pictured in the exhibitor's photographs are required unless the photograph is of a group in a public place where identification would not be an issue. Meta data must be included on the back of the picture. The photo release and meta data tip sheet can be obtained at: <https://go.illinois.edu/PhotographyProject>. Photos may be taken with a camera, an electronic tablet (i.e. iPad), or a cell phone.

**ALL** photos must be accompanied by details of the camera settings that include:

- Camera/device used.
- Aperture (F-stop)
- Exposure time (shutter speed)
- ISO (film/sensor sensitivity)

- Lighting used (flash, artificial, sunlight, other)
- Lens Filters (Ultra-Violet, Polarizing, etc.) if used.

Additional details required for Photo Editing ONLY:

- Photo editing software/application used (required for ALL edits and retouches except for cropping)
- Filters used (lens filters and or digital/software filters)

Members are allowed to shoot on a camera's automatic setting but should be able to find the metadata information on the photo to discuss the information above.

The exhibition size requirements for all photographs will be:

- Minimum image size: 5" x 7"
- Maximum image size: 8" x 10"
- Maximum exhibit size (including frame): 18" x 20."

All exhibitors must include unframed (taped to the back of the framed exhibit or attached to the project booklet) **original or un-edited** versions of either the same subject or the examples of the same technique that the framed image represents. This will assist the judge in understanding the choices made by the photographer to build the exhibited composition.

**NOTE:** Images taken with devices that apply an automatic filter will not be eligible for award.

### **Photography 1** (SF 50268)

Exhibit one framed photo which demonstrates your understanding of a technique you learned from your Photography 1 project manual. No photo editing is allowed in this class except cropping and red eye removal. Be prepared to show the page in the manual of the technique you are demonstrating.

### **Photography 2** (SF 50269)

Exhibit one of the options listed below:

- Exhibit one framed 8" x 10" close-up photograph using the skills learned on pages 58-61 (section: Bits and Pieces) of the project manual titled *Level 2 Next Level Photography*. No photo editing is allowed in this class except cropping and red eye removal. Be prepared to show the page in the manual of the technique you are demonstrating. **OR**
- Exhibit one framed 8" x 24" or smaller panorama photograph using the skills learned on pages 62-65 (section: Panorama) of the project manual titled *Level 2 Next Level Photography*. No photo editing is allowed in this class except cropping and red eye removal. Be prepared to show the page in the manual of the technique you are demonstrating.
- Exhibit one framed 8" x 10" photo which demonstrates your understanding of a technique you learned from your Photography 2 project manual. No photo editing is allowed in this class except cropping and red eye removal. Be prepared to show the page in the manual of the technique you are demonstrating.

### **Photography 3** (SF 50270)

Exhibit one of the options listed below:

- Exhibit one framed 8" x 10" still-life photo that demonstrates good composition, including color, form, texture, lighting, and depth of field. No photo editing is allowed in this class except cropping and red eye removal. Be prepared to show the page in the manual of the technique you are demonstrating. **OR**
- Exhibit one framed 8" x 10" photo which demonstrates your understanding of a technique you learned from your Photography 3 project manual. No photo editing is allowed in this class except cropping and red eye removal. Be prepared to show the page in the manual of the technique you are demonstrating.

### **Photo Editing** (SF 50271)

#### **Open to members in Photography 1, Photography 2, and Photography 3.**

Exhibit one framed 8" x 10" photo that has been altered using digital photo-editing techniques (beyond cropping and red-eye



reduction). Include a print of the original photo(s), taped to the back of the photo frame. Photos in which an automatic filter was applied at the time the photograph was taken will not be eligible for an award.

### **Photography Ready4Life Challenge**

*For Ready4Life Career & Entrepreneurship Exploration exhibit opportunities for this project area, visit the Ready4Life section of this document.*

## **PLANTS & SOILS**

Each county may submit 3 entries total from 50280, 50281a, 50281b, 50281c.

### **Cover Crops (SF 50280)**

Exhibit an experimental or educational activity related to one experience from your project; **OR** prepare a display focusing on any activity related to the cover crops project. This could be related, but not limited to plant growth & development, cover crop benefits, land management, sustainability, or other topics of interest to the member related to cover crops. A cover crop might include any plant that is sown in between primary production crops for the benefit of overall farm health rather than crop yield (examples: pennycress, clover, radish, annual ryegrass, etc.). The exhibit may include, but isn't limited to, original works, objects, demonstrations, digital presentations, programs, websites, games, apps, performances, or posters which you have made. Choose whatever method best shows what you've learned. You must furnish any equipment you need for your exhibit. Internet service will not be provided for the exhibit. All exhibits must include something visual, such as a printed copy of a digital presentation, which will remain on display during the exhibition. Electronic equipment will only be used during your personal judging time and will not remain on display during the entire exhibit period.

### **Plants & Soils 1 (SF 50281a)**

Prepare a 36" X 48" display or a poster no larger than 18" X 24" that illustrates an activity from the project manual. The display should demonstrate an understanding of environmental and internal factors that affect plant growth and the function and characteristics of soil. Include your project journal that documents activity recordkeeping requirements, answers activity questions, and details personal thoughts and ideas in response to each activity.

### **Plants & Soils 2 (SF 50281b)**

Prepare a 36" X 48" display or a poster no larger than 18" X 24" that illustrates an activity from the project manual. The display should demonstrate an understanding of the composition of plants, the functions of individual plant parts, plant life cycles, and the many ways plants reproduce. Include your project journal that documents activity recordkeeping requirements, answers activity questions, and details personal thoughts and ideas in response to each activity.

### **Plants & Soils 3 (SF 50281c)**

Prepare a 36" X 48" display or a poster no larger than 18" X 24" that illustrates an activity from the project manual. The display should demonstrate an understanding of the relationship between soil and other cycles found in nature. Displays should also provide an example of a leadership or service-learning experience focused on environmental stewardship. Include your project journal that documents activity recordkeeping requirements, answers activity questions, and details personal thoughts and ideas in response to each activity.

### **Plants & Soils Ready4Life Challenge**

*For Ready4Life Career & Entrepreneurship Exploration exhibit opportunities for this project area, visit the Ready4Life section of this document.*

## **POULTRY**

**For youth enrolled in Poultry**

**For Live Animal Exhibits, go to page 29**

## **RABBITS**

**For youth enrolled in Rabbits**

For Live Animal Exhibits, go to page 32

## READ-A-BOOK

*(not eligible for state fair; County Exhibit)*

All exhibits must include title, author, and theme of book on a 3X5 card.

**Level One (Exhibitor ages 8-12)** Make a book jacket or shadowbox depicting a scene from the book.

**Level Two (Exhibitor ages 13-15)** Dress doll or clay figure as character from book **OR** make a puppet that portrays a character from the book.

**Level Three (Exhibitor ages 16-19)** Write an article to advertise book **OR** make informational display about book (poster, banner, etc.).

## READY4LIFE CAREER & ENTREPRENEURSHIP EXPLORATION

Each county may send 2 entries from 50366a and 2 entries from 50366b.

**Ready4Life Exploration (Career) (50366a)**

**Open to 11- to 18-year-olds.**

Exhibits in this category must include the following: a) a physical representation of the career such as a model, prototype or display/portfolio that includes images of accomplished work; b) verbal or written explanations that demonstrate knowledge of the related career or business fields, potential careers, and the appropriate requirements for achievement in those fields. The judging criteria for this class values thoroughness of career exploration and pursuit above the workmanship of the physical specimen on display.

**Ready4Life Exploration (Entrepreneurship) (50366b)**

**Open to 11- to 18-year-olds.**

Exhibits in this category must include the following: a) a physical representation of the business product such as a model, prototype or display/portfolio that includes images of accomplished work; b) verbal or written explanations that demonstrate knowledge of the related business fields, potential business opportunities, and the appropriate requirements for achievement in those fields. The judging criteria for this class values thoroughness of the business exploration and pursuit above the workmanship of the physical specimen on display.

## ROBOTICS

Each county may submit 3 entries total from 50285, 50286, 50287, 50288, 50289, 50292.

**NOTE:** If applicable for their class and display, exhibitors must bring their own computers for demonstration purposes; computers will not be provided. Internet access will not be available.

- Exhibits in classes 50285, or 50286 are designed to be used with LEGO Mindstorms (NXT, EV3, Lego Inventor, Lego Prime).
- Any other programmable robot kit such as Arduino or Raspberry Pi, should be exhibited in Robotics 3 (50292).
- Members should bring their robot to the state fair.

**Robotics 1 (SF 50285)**

Exhibitors will design, build, and program a robot that uses at least one sensor to autonomously follow a path, respond to and/or avoid obstacles. **The robot must be autonomous and cannot be controlled remotely.** Exhibitors in this class must use at least one sensor in their robot design. Exhibiting youth must complete and display a build log which contains a diagram (drawing or 3D rendering) of their robot with each of the key components labeled, an explanation of why they made the design/programming decisions they made, and a short journal sharing what they learned about the engineering design process and programming throughout their work in the project (as well as while preparing the exhibit). In addition, each youth must bring their program code (on laptop or on paper), and their robot to demonstrate. The robot and obstacles must be able to fit on a 4' x 8' robotics table when being judged, and a 2' x 2' area when being displayed.

### **Robotics 2 (SF 50286)**

Exhibitors will design, build, and program a robot that uses sensors and programming to complete one of the selected challenges from the 2024 4-H State Robotics Challenge. **The robot must be autonomous and cannot be controlled remotely.** Eligible challenges will be marked in the Challenge Documents and on the Illinois 4-H Robotics website (<https://4h.extension.illinois.edu/ways-participate/projects/robotics>). Exhibiting youth must complete and display a build log which contains a diagram (drawing or 3D rendering) of their robot with each of the key components labeled, an explanation of why they made the design/programming decisions they made, and a short journal sharing what they learned about the engineering design process and programming throughout their work on the project (as well as while preparing the exhibit). In addition, each youth must bring their program code (on laptop or on paper), and their robot to demonstrate. The robot and obstacles must be able to fit on a 4' x 8' robotics table when being judged, and a 2' x 2' area when being displayed.

### **Robotics 3 (SF 50292)**

**Open to youth enrolled in Robotics 3 but may also include youth in Robotics 1 or 2 if the exhibit meets the guidelines.**

Exhibit an original robot, either homemade or a kit that does not fall under Robotics 1 or 2 that can complete a task using MULTIPLE sensors. **The robot must be autonomous and cannot be controlled remotely.** If a robot kit is used, then some parts of the robot must be built using other components such as wood, plastic, or metal. The robot can include any type of motors, pneumatics, or sensors. The Innovation class can also be used for LEGO Mindstorms/ Spike Prime, etc. or Vex kits where the exhibit does not fall under Robotics 1 or 2 exhibit option. Autonomous control of the robot may also be achieved using an “open source” platform such as Arduino or Raspberry Pi and can be programmed using a coding language that is publicly available. Exhibitors in Robotics Innovation/Open-Source class must complete and display a build log which contains a diagram (drawing or 3D rendering) of their robot with each of the key components labeled, an explanation of why they made the design/programming decisions they made, and a short journal sharing what they learned about the engineering design process and programming throughout their work in the project (as well as while preparing the exhibit). In addition, each youth must bring their program code (on laptop or on paper), and their robot to demonstrate. Exhibits in this class must be able to fit on no more than a 6' x 2' table (or ground footprint), and must be fully assembled 15 minutes prior to the judging start time. No Exceptions.

### **Junk Drawer Robotics**

All exhibits should be original designs made with everyday objects and materials. Exhibits with purchased kits will not be accepted. Exhibitors are also required to bring their Junk Drawer Robotics Youth Robotics Notebook with the sections completed for the project they are exhibiting, including the sections leading up to the activity they are exhibiting. For example, if a youth is bringing Activity E from Junk Drawer Level 1, they should have robotics notebook sections A-E completed.

### **Junk Drawer Robotics 1 (SF 50287)**

Exhibit any item from the “To Make” activity from the Junk Drawer Robotics Level 1 Book. Be sure all robotics notebook sections within the module being exhibited are filled in.

### **Junk Drawer Robotics 2 (SF 50288)**

Exhibit any item from the “To Make” activity from the Junk Drawer Robotics Level 2 Book. Be sure all robotics notebook sections within the module being exhibited are filled in.

### **Junk Drawer Robotics 3 (SF 50289)**

Exhibit any item from the “To Make” activity from the Junk Drawer Robotics Level 3 Book. Be sure all robotics notebook sections within the module being exhibited are filled in.

### **Robotics Ready4Life Challenge**

*For Ready4Life Career & Entrepreneurship Exploration exhibit opportunities for this project area, visit the Ready4Life section of this document.*

## **SHEEP**

**For youth enrolled in Sheep**

**For Live Animal Exhibits, go to page 21**

# SHOOTING SPORTS

Each county may submit 2 entries total from 50380, 50381, 50382, 50383, 50384.

Participants must be a member of an approved 4-H Shooting Sports Club to exhibit. All exhibits should be posters or stand-alone items suitable for display to the general public. Stand-alone items have the intent to enhance the discipline such as a quiver, gun case, gun sling, locking cabinet, gun or target stand, sporting clays equipment wagon, etc. Exhibits deemed to be inappropriate by a superintendent will not be displayed.

NOTE: Shooting Sports Displays have the following prohibitions:

- No live ammunition.
- No knives or arrow tips (including field points, hunting broadheads, etc.).
- No functional or non-functional bows, firearms or firearm parts that could be reassembled are allowed.
- No humanoid shaped targets or reference to paintball, laser tag, air-soft, or pointing of any type of firearm or bow toward another person is allowed.
- No display involving primarily tactical design firearms (i.e. AR platform or military type firearms).
- No reference or use of the word “weapon” should be used in a display.
- Make sure there are no safety violations in your display. (Example: no earplugs or safety glasses in a picture of a person shooting a firearm.).

## **Shooting Sports: Archery Display (SF 50380)**

Exhibit a poster or stand-alone display depicting safe archery handling, range safety, the parts of the bow, tracking the target, target sighting, or another topic you have learned through the 4-H Shooting Sports program.

## **Shooting Sports: Rifle Display (SF 50381)**

Exhibit a poster or stand-alone display depicting safe firearm handling, range safety, the parts of the rifle, tracking the target, target sighting, or another topic you have learned through the 4-H Shooting Sports program.

## **Shooting Sports: Shotgun Display (SF 50382)**

Exhibit a poster or stand-alone display depicting safe firearm handling, range safety, the parts of the shotgun, tracking the target, target sighting, or another topic you have learned through the 4-H Shooting Sports program.

## **Shooting Sports: Hunting & Outdoor Skills Display (SF 50383)**

Exhibit a poster or stand-alone display related to something you learned in the Hunting & Outdoor Skills project.

## **Shooting Sports: Pistol Display (SF 50384)**

Exhibit a poster or stand-alone display depicting safe firearm handling, range safety, the parts of the pistol, tracking the target, target sighting, or another topic you have learned through the 4-H Shooting Sports program.

## **Shooting Sports Ready4Life Challenge**

*For Ready4Life Career & Entrepreneurship Exploration exhibit opportunities for this project area, visit the Ready4Life section of this document.*

# SMALL ENGINES

Each county may submit 1 entry total for 50294.

Small Engine displays must be no larger than a 4' x 4' display board. Exhibits must be portable. No complete engines, lawn tractors, tillers, chainsaws, etc. are permitted for display. No electrical power is available for displays/exhibits.

## **Small Engines 1-3 (SF 50294)**

- Exhibit a display, selecting one of the following items:
- **Ignition/Electrical System:** Identify the parts of the Ignition System and explain how magnetic energy is produced through the ignition system to ignite the spark plug; **OR**

- **Compression System:** Explain how heat energy is produced and engine power is measured by an engine and/or converted into mechanical energy through transmissions; **OR**
- **Heat Transfer:** Explain how heat is transferred through the cooling and lubrication system of an air cooled or water-cooled engine; **OR**
- **Filter Maintenance:** Explain the proper maintenance and cleaning of the air, fuel and oil filters of an engine; **OR**
- **What does a serial number reveal?** Explain the various information that can be learned from the serial number or identification number stamped on the shroud of a Briggs & Stratton engine; **OR**
- **Tools to do the job:** Identify and explain the function(s) of different specialty tools needed for small engine work, **OR**
- **Experimentation:** Explain through illustration an experiment you conducted from the project manual showing the results of your work.

**Small Engines Ready4Life Challenge**

*For Ready4Life Career & Entrepreneurship Exploration exhibit opportunities for this project area, visit the Ready4Life section of this document.*

**GARDEN TRACTOR RODEO** (not eligible for state fair)

**Superintendent** ..... Tim Yohnka  
**Assistant Superintendent** ..... Kaliegh Yohnka

**Wednesday, July 31, 2024, 5:00 p.m., Farm Machinery Display Area**

*A trophy will be given for each division winner - Participants must be enrolled in Small Engines Project*

The testing will consist of written test, driving skills test, parts I.D. and maintenance procedures. All required information can be found in the project manuals.

**Level I (8–10-year-olds)** (not eligible for state fair)

Objective: To drive through a designated course using a provided garden tractor with attached mower blade, outline will be posted on the 4-HOnline. Your score will be based on a written test, time, and accuracy of driving ability.

**Level II (11–13-year-olds)** (not eligible for state fair)

Objective: Same as Level I except you will be pulling a two-wheeled cart behind the tractor.

**Level III (14–18-year-olds)** (not eligible for state fair)

Objective: Same as Level I except you will be pulling a two-wheeled cart behind the tractor.

**SMALL PETS**

**For youth enrolled in Small Pets 1, Small Pets 2, Small Pets 3. All Small Pet projects will be in Animal Science at the state level.**

[For Live Animal Exhibits, go to page 33](#)

**SWINE**

**For youth enrolled in Swine**

[For Live Animal Exhibits, go to page 23](#)

# THEATRE ARTS

Each county may submit 3 entries total for 50299, 50300, 50301, 50302.

## Theatre Arts 1 (SF 50299)

Exhibit one of the following items:

- **Portfolio of acting activities** completed during the current year. This should include at least 3 of the following: list of roles/performances, pictures or description of hair or makeup, pictures or description of a favorite costume, pictures or description of a particular set piece or prop, ticket stubs or marketing materials, playbill, description of audition process, highlights of acting skills honed (such as stage directions, auditioning, projection, diction, character development, physicality, vocal expression, facial expressions, memorization, understanding of how to read a script, ability to take direction, confidence, collaboration with scene partners etc.) *Note: A video of performances is not considered a portfolio and will not be accepted for exhibit.* **OR**
- **Display illustrating a picture story** developed by the exhibitor. Your picture story should include a minimum of 3 boxes with a character, problem, and solution. **OR**
- **Write a personal monologue.** Create a character, decide what your character wants, what are the obstacles, and create your character's thoughts and struggles.

## Theatre Arts 2 (SF 50230)

Exhibit one of the following items:

- **Block a scene.** Choose a scene from a published play and become the director. Clearly mark stage directions, blocking, entrances and exits, and any additional notes you would want to share with the actors. **OR**
- **Write a scene.** Create a scene that includes at least 2 characters, has an established setting, plot, and time, and include stage directions. **OR**
- **Create a mask** that either represents a character of your choice or models a mask from a given historical time period integral to the history of theatre.

## Theatre Arts 3 (SF 50301)

Exhibit one of the following items:

- **Portfolio of activities** for set design; make-up; or sound, props, or costuming completed during the current year. This should include pictures of activities, information on the show or performance, details of your involvement. **OR**
- **Display that includes** sound, props and costume charts appropriate for a selected scene from a story or play (limited to no more than 8 items). **OR**
- **Display a scenic design model** to depict a scene from a script, **OR**
- **Display illustrating a character** with make-up drawn or colored in. Include a photograph of a person wearing the make-up and information on the character's personality or part in the play.

## Theatre Arts Innovation Class (SF 50302)

### Open to youth enrolled in Theatre Arts.

Demonstrate the skills and knowledge you have gained through Theatre Arts project. The exhibit may include, but isn't limited to, original works, objects, demonstrations, digital presentations, programs, websites, games, apps, performances, or posters which you have made. Choose whatever method best shows what you've learned. Your exhibit should not fit in the other exhibit options for this project. You must furnish any equipment you need for your exhibit. Internet service will not be provided for the exhibit. All exhibits must include something visual, such as a printed copy of a digital presentation, which will remain on display during the exhibition. Electronic equipment will only be used during your personal judging time and will not remain on display during the entire exhibit period.

## Theatre Arts Ready4Life Challenge

*For Ready4Life Career & Entrepreneurship Exploration exhibit opportunities for this project area, visit the Ready4Life section of this document.*

## **TRACTOR**

Each county may submit 2 entries total for 50306, 50307, 50308, 50309, 50310.

### **Tractor A (SF 50306)**

Exhibit a display or poster that illustrates one of the following topics: tractor safety; care and maintenance; the tractor as a valuable farm machine; or an activity listed in the 4-H project manual.

### **Tractor B (SF 50307)**

Exhibit a display or poster that illustrates one of the following topics: cause and prevention of rollovers; diagram how an air cleaner works; diagram and identify an engine cooling system; regulations for battery & oil disposal; or another activity listed in the 4-H project manual.

### **Tractor C (SF 50308)**

Exhibit a display or poster that illustrates one of the following topics: wagon and bin hazards; diagram and identify open and closed hydraulic systems; mower types and safety features; conveyor types and safety features; or another activity listed in the 4-H project manual.

### **Tractor D (SF 50309)**

Exhibit a display or poster that illustrates one of the following topics: method of winterizing a tractor; chemical uses and required safety equipment; parts and process of internal combustion engine; procedure for cleaning and flushing tractor radiator; or another activity.

### **Tractor Innovation Class (SF 50310)**

#### **Open to youth enrolled in Tractor A, B, C or D.**

Demonstrate the skills and knowledge you have gained through the Tractor project. This could be related to, but not limited to, advancements in technology, enhancements to crop production, or a topic of interest to the member related to tractors or farm machinery. The exhibit may include, but isn't limited to, original works, objects, demonstrations, digital presentations, programs, websites, games, apps, performances, or posters which you have made. Choose whatever method best shows what you've learned. Your exhibit should not fit in with the other exhibit options for this project. You must furnish any equipment you need for your exhibit. Internet service will not be provided for the exhibit. All exhibits must include something visual, such as a printed copy of a digital presentation, which will remain on display during the exhibition. Electronic equipment will only be used during your personal judging time and will not remain on display during the entire exhibit period.

#### **Tractor Ready4Life Challenge**

*For Ready4Life Career & Entrepreneurship Exploration exhibit opportunities for this project area, visit the Ready4Life section of this document.*

## **VETERINARY SCIENCE**

Each county may submit 1 entry total from 50320.

### **Veterinary Science (SF 50320)**

#### **Open to youth in Veterinary Science A, Veterinary Science B, and Veterinary Science C**

Prepare a display focusing on any activity related to the veterinary science project. The exhibit may include, but isn't limited to, original works, objects, demonstrations, digital presentations, programs, websites, games, apps, performances, or posters which you have made. Choose whatever method best shows what you've learned. You must furnish any equipment you need for your exhibit. Internet service will not be provided for the exhibit. All exhibits must include something visual, such as a printed copy of a digital presentation, which will remain on display during the exhibition. Electronic equipment will only be used during your personal judging time and will not remain on display during the entire exhibit period. Live animals are not permitted as exhibits in this area. For safety reasons, exhibits cannot include glass, syringes with needles or any other sharp objects. Exhibits may include activities from Veterinary Science projects OR from any other Animal project area.

#### **Veterinary Science Ready4Life Challenge**

*For Ready4Life Career & Entrepreneurship Exploration exhibit opportunities for this project area, visit the Ready4Life section of this document.*

## **VIDEO/FILMMAKING**

Each county may submit 3 entries total from 50324, 50325, 50326, 50327, 50328. Enrollment in the Video project is required to exhibit in the classes in this section.

**All Exhibitors must bring their video to be judged on a USB flash drive and saved in .MP4 format.** Exhibitors are encouraged to post their video on YouTube.com in advance of the State Fair. Exhibitors may choose whether to make the video “public, unlisted” (someone must have the link to view it), or “private” (only people you choose may view it). This will allow fairgoers to view the exhibits on display. There will be monitors at the exhibit table for viewing videos so exhibitors will NOT need to bring a laptop or device for viewing.

### **Requirements that apply to ALL video classes:**

Video submissions should be no longer than five (5) minutes in length (unless noted differently in class description). Videos are to be original and a result of the member’s current year’s work. Criteria for judging shall include: (1) Evidence of story line; (2) Use of camera angles; (3) Use of zooming techniques; and (4) Smoothness of scene changes. Image and sound quality will be considered in relation to equipment available to and used by the exhibitor. All videos should comply with copyright regulations and display an image that is appropriate for 4-H audiences. No time or date should be imprinted on the video footage. All videos should include an opening title screen, as well as closing credits which include date of production, name of video exhibitor and research sources if appropriate. **All Video/Filmmaking exhibitors must include a printed copy of materials which will remain on display.**

### **Commercial or Promotional Video (SF 50324)**

Prepare a short video (30 seconds to 1 minute in length) that promotes an event, advertises a specific project/product, or is a public service announcement. The video should demonstrate skills in making and editing video.

### **Animated Video (SF 50325)**

Video in this class should represent creative animation of original artwork created by the exhibitor and may include stop motion techniques. Media might include images created with graphics software or hand-drawn images.

### **Documentary (SF 50326)**

The video in this class should represent a research-based investigation into a topic of choice. Video credits should list research sources and may include paper or electronically published materials, as well as interviews with experts or constituents related to the topic of investigation.

### **Short Story or Short Narrative (SF 50327)**

Prepare a short video that tells a story. The video should demonstrate skills in making and editing video.

### **Video/Filmmaking Innovation Class (SF 50328)**

#### **Open to youth enrolled in Video/Filmmaking**

Demonstrate the skills and knowledge you have gained through the Video project. **Your exhibit should not fit in the other exhibit options for this project.** The exhibit may include, but isn’t limited to, original works, objects, demonstrations, digital presentations, programs, websites, games, apps, performances, or posters which you have made. Choose whatever method best shows what you’ve learned. You must furnish any equipment you need for your exhibit. Internet service will not be provided for the exhibit. All exhibits must include something visual, such as a printed copy of a digital presentation, which will remain on display during the exhibition. Electronic equipment will only be used during your personal judging time and will not remain on display during the entire exhibit period.

### **Video/Film Ready4Life Challenge**

*For Ready4Life Career & Entrepreneurship Exploration exhibit opportunities for this project area, visit the Ready4Life section of this document.*



## VISUAL ARTS

**Each county may submit ONE entry from each of these projects:**

- Chalk/Carbon/Pigment on wood, metal, or textiles (Division B) 50352
- Clay 50337
- Computer-Generated Art 50338
- Fiber 50339
- Fiber Non-Original Ages 8-10 Only 50350
- Heritage Arts 50341
- Leather 50321
- Metal 50342
- Nature 50343
- Paper 50344A
- Paper 50344B
- Quilting – You Can Quilt 50331A.
- Quilting – Quilting the Best Better 50331B.
- Three-Dimensional Design/Mixed Media 50348
- Wood 50349

**Each county may submit TWO entries from:**

- Chalk/Carbon/Pigment on canvas, paper, or glass (Division A) 50336
- Food Decorating (2 total from 50332, 50333, 50334, 50335)
- Glass & Plastic (2 total from 50340a, 50340b, 50340c)
- Scrapbooking (2 total from 50345, 50346, 50347)

Exhibitors must be enrolled in the Visual Arts project category in which they are exhibiting. Exhibitors are encouraged to date the project when it is made. Exhibitors must be able to carry or cart their exhibits across the fairgrounds from the parking lots. All visual arts exhibits are evaluated using a visual arts rubric which takes into account correct use of design elements; craftsmanship; and creativity.

Articles exhibited must be an original design created by the exhibitor (except in Heritage Arts, which may follow a pattern, AND Fiber-Non-Original Ages 8-10 ONLY). Copyrighted or trademarked designs are not acceptable; this includes team, school logos and/or characters from movies such as Mickey Mouse, Iron Man, etc. Kits and preformed molds are not considered original and are not acceptable in any Visual Arts Class. Combining parts of different patterns (pictures, photographs, images from the internet or a magazine) with the member's own ideas can result in an original design, but simply changing the color, pattern and/or size of a pattern does NOT make the design original. This also applies for ideas found on a site such as Pinterest. If you see something on Pinterest that you like, you can use that idea as your inspiration, however, create something which is fundamentally different. It **MUST NOT BE AN EXACT REPLICA OF** something the judge can search for and find on Pinterest. The exhibit may combine parts of different patterns and/or ideas with the concepts of the member, however changing the color or changing the size of the item or pattern used does NOT make it original. If you create an exact replica of what you see somewhere else, it is not your original design. If a photo, sketch, or other idea source was used, submit it with your entry, firmly attached to your exhibit. Be prepared to explain how and where you got the idea for this project.

Copyrighted or trademarked designs are not acceptable; this includes team logos, school logos, and/or characters from movies such as Mickey Mouse, Iron Man, etc. Kits and packaged plastic block sets are not considered original and not acceptable in any Visual Arts Class.

**Use of the 4-H Clover:** Chartered 4-H clubs and enrolled 4-H members are authorized to use the 4-H Name and Emblem. This includes permission for an enrolled 4-H member to use the 4-H name and emblem in exhibits created for personal use

and as part of 4-H sponsored events. This includes 4-H decorated cookies, a 4-H clover printed for use in a scrapbook or included as part of any other 4-H exhibit. Use of the green clover shaped image is not protected. The 4-H “emblem” is distinguished by the four H’s that signify Head, Heart, Hands and Health. **No creative rendering, changes in color or shape of the official 4-H emblem is allowed.**

NOTE – Any use of the 4-H name and emblem on items intended as **gifts or for sale locally** requires prior permission from your local Extension office. Your Extension office will be able to provide you with the form which must be signed by the Extension County Director. Any uses of the 4-H name and emblem for sale or promotion **online, and/or in statewide events** should be signed by the Illinois 4-H Program Leader ([Illinois4H@illinois.edu](mailto:Illinois4H@illinois.edu)).

Quilts entered in Visual Arts should **ONLY** be entered in the Quilting Project area in either Level 1 *You Can Quilt* (SF 50331A) OR Level 2 *Quilting the Best Better* (SF 50331B). All work on the quilt **MUST** be completed by the 4-H member. You cannot exhibit a quilt that was quilted by someone else.

Read Visual Arts exhibit guidelines thoroughly. Some exhibit categories have size restrictions!

### **Visual Arts Food Decorating Beginning** (SF 50332)

#### **Exhibit one of the following:**

- Exhibit four decorated cookies, using a minimum of four different Level 1 techniques. Exhibit may use cookies OR cookie forms.
- Exhibit four decorated cupcakes, using a minimum of four different Level 1 techniques. Exhibit may use cupcakes OR cupcake forms.
- Exhibit a single layer decorated cake, using a minimum of four different Level 1 techniques. Exhibit may use cake OR cake form.

### **Visual Arts Food Decorating Intermediate** (SF 50333)

#### **Exhibit one of the following:**

- Exhibit four decorated cookies, using a minimum of five Level 2 techniques. Exhibit may use cookies OR cookie forms.
- Exhibit four decorated cupcakes, using a minimum of five Level 2 techniques. Exhibit may use cupcakes OR cupcake forms.
- Exhibit a single layer or two-layer cakes, using a minimum of five Level 2 techniques. Exhibit may use cake OR cake forms.

### **Visual Arts Food Decorating Advanced** (SF 50334)

- Exhibit a decorated, stacked, or multi-layer cake; or a tiered cake, using a minimum of four Level 3 techniques. Exhibit may use cake OR cake forms.

### **Visual Arts Food Decorating Master** (SF 50335)

Exhibit an original design decorated cake using more than five techniques. Exhibit may use cake OR cake forms. In addition, include a one-page written description of your project, including goals, plans, accomplishments, and evaluation of results. Up to four pictures of your accomplishments may be included in the description.

### **Visual Arts Chalk/Carbon/Pigment: Division A & B**

Enter the division based on the type of material on which the art was created.

#### **Chalk/Carbon/Pigment: Division A: Canvas, Paper, Glass** (SF 50336)

Any original artwork created with pencils, chalk, pens, ink, paint, charcoal, dyes, etc. on canvas, paper, or glass. This would include all painting, sketching, drawing, cartooning, original non-computer-generated graphics, printing, etc. Painted and/or glazed pre-formed ceramics and painted porcelain dolls are not eligible for the State Fair exhibit. Drawings and paintings should be matted or framed under glass. (Exceptions: Oil and acrylic paintings do not require glass and are not required to be matted.) Watercolor, chalk, pen & ink, computer-generated art, etc. do require some protective covering. Gallery frames are acceptable. Canvas paintings that continue “over the edges” are acceptable without frames; however, the piece must still be prepared for hanging. Matted pieces without frames are acceptable, however the piece must be prepared for hanging OR it

must include a photo of the artwork being displayed in a non-hanging manner. There is no specific requirement for the type of mat used.

**Chalk/Carbon/Pigment: Division B: Wood, Metal, Textiles (SF 50352)**

Any original artwork done with pencils, chalk, pens, ink, paint, charcoal, dyes, etc., on wood, metal, or textiles. Painted and/or glazed pre-formed ceramics and painted porcelain dolls are not eligible for State Fair exhibit. Any exhibits created as a piece of wall art must be prepared for hanging.

**Visual Arts Clay (SF 50337)**

Any original item made of clay may be fired or unfired, hand formed or thrown on a wheel. Self-hardening clays are fine. Fire/oven-cured and cornstarch clay could be accepted. Items can include, but are not limited to, clay statues, bowls, jewelry, etc. Pre-formed ceramics are not eligible for the State Fair exhibit.

**Visual Arts Computer-Generated Art (SF 50338)**

Any original art created in any software package. Exhibit may not include scanned work, clip art, downloaded images from the internet, any imported image, or photographs. All pixels must be original. Photo mosaics are NOT allowed. Exhibitors in this class (like all other classes in this sub-section) must be enrolled in Visual Arts; Computer project enrollment is not required. NOTE: Wood and metal exhibits created through the use of laser cutting programs/devices should be entered in this class. Plastic exhibits with an artistic focus created using a 3-D printer should be entered in this class. If the art created is designed to hang, then the entry should have some protective covering, such as a glass frame, and prepared for hanging. If the art is something that has been created with a laser cutting program/device and is NOT designed to hang, it does not require protective covering nor does it need to be prepared to hang.

**Visual Arts Fiber (SF 50339)**

Any original item made of fiber. Examples include but are not limited to fabric collage, soft sculpture, stitchery, weaving, embroidery, cross-stitch, wearable art, hooking, braiding, duct tape artistry, string art, and baskets. **Original** cross-stitched, knitted, or crocheted items belong to this Fiber class. **Non-original** cross-stitched, knitted, or crocheted items should be entered in Heritage Arts. Machine knitted items are not appropriate for this class.

**Visual Arts Fiber Non-Original AGES 8-10 ONLY (SF 50350)**

Any non-original item made of fiber. Examples include but are not limited to fabric collage, soft sculpture, stitchery, weaving, embroidery, cross-stitch, crocheting, knitting, weaving, hooking, and felting. Exhibitors may use a pattern and/or an idea generated from another source.

**Visual Arts Glass & Plastic (SF 50340A, 50340B, 50340C)**

Any original item made of glass or plastic.

- **50340A – Glass** - Possible items to exhibit include stained glass, etched glass (original design), mosaics made of glass, glass beading.
- **50340B – Plastic** - Possible items to exhibit include plastic jewelry (friendly plastic); recycled plastic art; plastic that can be molded into 3D shapes.
- **50340C – Plastic Block Art** - Any original item made entirely of plastic building blocks. This must be an **original design created by the exhibitor**. Structures are NOT eligible in the Visual Arts Plastic Block Art exhibit area. The exhibit will be judged using a Visual Arts rubric. The exhibit must be attached to a board or frame for display and prepared to be hung or presented as 3-dimensional piece of table art, however NOT a structure (unacceptable items would include buildings, rollercoasters, etc.).

Interlocking building block creations (i.e. LEGOS) are ONLY suitable for 50340C exhibit option of the Visual Arts Glass & Plastic class. Steppingstones can be entered as a Visual Arts exhibit in Glass & Plastic; however, they must have an intentional design created using glass and/or plastic and the exhibitor must be prepared to discuss the design elements associated with their exhibit. Due to space limitations, any single exhibit in the Glass & Plastic project should NOT exceed 48" x 48".

**Visual Arts Heritage Arts (SF 50341)** Exhibit an item of *traditional* art learned from another person or **from a pattern** (NO KITS may be entered in this class). Non-original cross-stitched, knitted, and crocheted items by pattern fit in this class. ALL

ORIGINAL cross-stitched, knitted, and crocheted items should be exhibited in Fiber Arts; (machine knitted items ARE NOT acceptable for this class.) Other possibilities include needlepoint, counted cross-stitch, crewel, embroidery, cut work, hardanger embroidery (embroidery openwork), macramé, candles, blacksmithing, pysanki (decorated eggs), baskets (made using a traditional pattern), traditional handmade dolls with handmade costumes, soaps made using nature dyes and/or candles.

**Exhibitors in Heritage Arts MUST also bring** 1) the pattern or a copy of the pattern they used to create their traditional art; and 2) be prepared to explain the traditional origins of their art choice.

#### **Visual Arts Leather (SF 50321)**

Exhibit one of the following options using leather:

- **Leather Stamping:** Exhibit should utilize one or more stamping techniques – exhibit examples include items such as belt; coasters; bookmark; key chain; wrist bracelet.
- **Leather Carving or Tooling:** Exhibit should use simple swivel knife tooling techniques or may incorporate several swivel knife-tooling designs or patterns – exhibit examples include items such as belt; pictorial carving; key case.
- **Leather Lacing:** Exhibit to include stamping and/or carving techniques incorporated with lacing techniques – exhibit examples include items such as wallets; purses; etc.
- **Leather Stitching:** Exhibit may include stamping, carving and/or lacing techniques and should be a leather item or article of apparel, which incorporates hand-sewing and/or machine stitching techniques. Hand-sewing and/or machine stitching must be the work of the exhibitor.

#### **Visual Arts Metal (SF 50342)**

Any original item made of metal such as sculpture, tin punch, engraved metal, and jewelry. Items intended for industrial use (such as tools and/or shop items) are not considered part of this Visual Arts project and are not eligible for entry. Metal items that have been partially or totally created through the use of laser cutting programs/devices should be entered in Computer-Generated Art.

#### **Visual Arts Nature (SF 50343)**

Any original item made of natural material such as wreaths, cornhusk dolls, etc. Items should be made of natural materials (which may be purchased) but securing elements such as glue and wire may be used in the inner construction as long as they do not detract from the overall "natural" appearance. Articles such as dried pressed flowers may be displayed under glass if viewed as necessary for protection/preservation of the natural materials. Candles are not suitable as entries and instead should be entered in Heritage Arts. All baskets should be entered in Heritage Arts.

#### **Visual Arts Paper (SF 50344a & SF 50344b)**

Any original item made of paper. Exhibitors should create an exhibit that aligns with one of the following categories:

- **50344a** Two-Dimensional Paper Art – Exhibits should be a 2-dimensional image. Paper art which falls into the 2-dimensional category includes: Greeting Cards; paper-cut designs; hand-made paper; paper collage; quilling.
- **50344b** Three-Dimensional Paper Art – Exhibits should be a 3-dimensional image. Exhibits in the 3-dimensional category must have multiple layers and/or levels. This is defined as more than 3 layers so the image truly has dimensions that can be viewed from at least three sides; or is at least ½” tall. Paper art which falls into the 3-dimensional category includes but is not limited to: Origami; Paper Mache; Paper models of architecture, paper-cut designs; quilling.

#### **PLEASE NOTE THE FOLLOWING:**

1. Paper-cut designs and quilling have the potential, depending on the design, to align with either of the categories. The key design element is whether the design is 2-dimensional or 3-dimensional.
2. Paper twist articles made from a kit or directions in a craft book or store ARE NOT original and not appropriate in the Visual Arts Paper exhibit area. Scrapbooks are also not eligible in Visual Arts Paper but should be exhibited in Visual Arts Scrapbooking.

#### **Visual Arts Quilting – You Can Quilt (Level 1) (SF 50331a)**

Exhibit one of the following quilting options. All exhibits should include a card which 1) Identifies the item as an original

design created by the exhibitor; as a pattern created by someone else; OR as a pattern that has been adapted by the exhibitor. AND 2) Identifies the type of batting used. The item may be quilted using any method – tie, hand, or machine quilted. **All work must be completed by the 4-H member.** Exhibit one of the following:

- A Doll Quilt (maximum size of 24" x 30"); OR
- A Baby Quilt (*maximum size of 48"x48"*); OR
- A Quilted Table Runner (maximum size of 18" x 36"); OR
- A small Wall Hanging (square or rectangular (maximum size of 36" x 36")). Hanging should include tabs or a pocket on the back for it to be hung.

#### **Visual Arts Quilting – Quilting the Best Better (Level 2) (SF 50331b)**

Exhibit one of the following quilting options. All exhibits should include a card which 1) Identifies the item as an original design created by the exhibitor as a pattern created by someone else; OR as a pattern that has been adapted by the exhibitor; 2) Identifies the type of batting used; AND 3) Provides details on any special techniques that were used (applique, embroidery, free-motion quilting, etc.). The item may be quilted using any method – tie, hand, or machine quilted. **All work must be completed by the 4-H member.** Exhibit one of the following:

- A Lap Quilt (*width ranging from 42" – 58" length ranging from 56" – 70"*): OR
- A Large Quilted Wall Hanging (*can be rectangular or square, sized larger than 36" x 36"*). Hanging should include tabs or a pocket on the back for it to be hung, OR
- A Quilt that fits any size bed (Twin, Double, Queen or King).

#### **Visual Arts Scrapbooking, Beginning (SF 50345)**

Exhibit one album or notebook, either 8 ½" x 11" or 12" x 12", with a front and back cover. The album/notebook must have a minimum of 4 pages (front and back, making it 8 sides), exhibited in page protectors. **NOTE – the front and back album covers are NOT part of the "page" count.** "Embellishments" are defined as the decorations or special details and features that add to a page and make it more visually appealing. Embellishments may include, but are not limited to, ribbon, clips, stickers, special lettering, etc. Beginners must use a **minimum of four embellishments** in their 4 scrapbook pages (a minimum of four embellishments on the 4 required scrapbook pages, not four per page), 8 sides and tell a story with pictures.

#### **Visual Arts Scrapbooking, Intermediate (SF 50346)**

Exhibit one album or notebook, either 8 ½" x 11" or 12" x 12", with a front and back cover. The album/notebook must have a minimum of 6 pages (front and back, 12 sides), exhibited in page protectors. **NOTE – the front and back album covers are NOT part of the "page" count.** "Embellishments" are defined as the decorations or special details and features that add to a page and make it more visually appealing. Embellishments may include, but are not limited to, ribbon, clips, stickers, special lettering, etc. Intermediate level exhibitors must use a **minimum of eight embellishments** in their 6 scrapbook pages (a minimum of eight embellishments on the 6 required scrapbook pages, not eight per page), 12 sides and tell a story with pictures and journaling.

#### **Visual Arts Scrapbooking, Advanced (SF 50347)**

Exhibit one album or notebook, either 8 ½" x 11" or 12" x 12", with a front and back cover. The album/notebook must have a minimum of 8 pages (front and back, 16 sides), exhibited in page protectors. **NOTE – the front and back album covers are NOT part of the "page" count.** "Embellishments" are defined as the decorations or special details and features that add to a page and make it more visually appealing. Embellishments may include, but are not limited to, ribbon, clips, stickers, special lettering, etc. Advanced level exhibitors must use a **minimum of 12 embellishments** in their 8 scrapbook pages (a minimum of twelve embellishments on the 8 required scrapbook pages, not twelve per page), 16 sides and tell a compelling story with pictures, journaling, and other media.

#### **Visual Arts Three-Dimensional Design/Mixed Media (SF 50348)**

Art pieces in this class must be comprised of **at least three different media**. No one medium can make up more than 40% of a piece. The piece should **be either freestanding or should be prepared to be hung**. It must be observable on at least three different sides. Originality and design are important concepts. Craft and preformed or assembled projects are not acceptable. Due to space limitations, any single exhibit in the Three-Dimensional Design/Mixed Media project should NOT exceed 48" x 48".

### **Visual Arts Wood (SF 50349)**

Any original item made of wood (wood carving, sculpture, collage, wood burning, etc.). Utilitarian wood items made from patterns or kits (outdoor or indoor furniture, shelves, etc.) should be entered in woodworking, **NOT** Visual Arts. Popsicle stick crafts are not acceptable for State Fair entry. Wood items that have been partially or totally created through the use of laser cutting programs/devices should be entered in Computer-Generated Art. All Visual Arts Wood exhibits **MUST** have an artistic element that the exhibitor can explain. Furniture built by the exhibitor aligns with the Woodworking project area – unless the element to be judged is wood carving or wood burning that is one element of the exhibit. Exhibits will be judged using a Visual Arts Rubric and not a woodworking construction rubric.

### **Visual Arts Ready4Life Challenge**

*For Ready4Life Career & Entrepreneurship Exploration exhibit opportunities for this project area, visit the Ready4Life section of this document.*

## **VISUAL ARTS (Non-Original)**

*(not eligible for state fair)*

- 1 Articles exhibited are to be made by the exhibitor who is a participant in the Visual Arts Project. Articles must have been made during the current 4-H year (September 1, 2021 – July 30, 2022). Exhibitors are encouraged to date the project when it is made.
- 2 Articles exhibited may be from a kit, pattern and/or preformed mold.
- 3 Be ready to answer – “What did you learn from doing the exhibit?”

All items must be properly prepared for exhibit. Items, which are intended to be hung, must be prepared for hanging. The hanging device must be sturdy enough to support the weight of the object. Drawings and paintings should be matted or framed under glass. (Exceptions: Oil and acrylic paintings do not require glass and are not required to be matted.) Water color, chalk, pen & ink, computer-generated art, etc. do require some protective covering. Gallery frames are acceptable. Canvas paintings that continue “over the edges” are acceptable without frames; however, the piece must still be prepared for hanging. Matted pieces without frames are acceptable, however the piece must be prepared for hanging **OR** it must include a photo of the artwork being displayed in a non-hanging manner. There is no specific requirement for the type of mat used.

- 4 **If unable to be present for judging, 4-H exhibitor must include a 1-page typed Fair Exhibit Form.**

**Paper** – Any item made of paper. Examples could include origami, greeting card, paper-cut designs, paper mâché, handmade paper, paper collage, paper models of architecture, quilling, etc. Paper twist articles, made from directions in craft books and stores belong here.

**Fiber** – Any item made of fiber. Tied knot items should be entered here. Examples are quilts, fabric collage, soft sculpture, stitchery, weaving, embroidery, cross-stitch, and wearable art. Machine knitted projects belong here. Non-original knitting and crocheting projects should be entered in Heritage Arts. **For Visual Arts Fiber Non-Original AGES 8-10 ONLY – eligible to exhibit at the State Fair. See Visual Arts Fiber for details.**

**Clay** – Any pre-formed item made of clay – may be fired or unfired.

**Wood** – Any item made of wood (woodcarving, sculpture, collage, wood burning etc.). Utilitarian wood items made from patterns (e.g. furniture) should not be entered in Visual Arts.

**Chalk/Carbon/Pigment** – Any artwork done with pencils, chalk, pens, ink, paint, charcoal, dyes, etc. This would include all paintings, sketching, drawing, cartooning, printing, stenciling, etc. done on any surface. **Note:** Enter painting on wood, metal, textiles, stones, or other unusual surfaces here.

**Glass/Plastic** - Any item made of glass or plastic. Possible items to exhibit include stained glass, etched glass, mosaics made of glass, glass beading, plastic jewelry (friendly plastic).



**Visual Arts Leather** – May exhibit one of the following options using leather and it is non-original. It may come from a kit:

- **Leather: Stamping:** Exhibit should utilize one or more stamping techniques – exhibit examples include items such as belt; coasters; bookmark; key chain; wrist bracelet.
- **Leather: Carving or Tooling:** Exhibit should use simple swivel knife tooling techniques or may incorporate several swivel knife-tooling designs or patterns – exhibit examples include items such as belt; pictorial carving; key case.
- **Leather: Lacing:** Exhibit to include stamping and/or carving techniques incorporated with lacing techniques – exhibit examples include items such as wallets; purses; etc.
- **Leather: Stitching:** Exhibit may include stamping, carving and/or lacing techniques and should be a leather item or article of apparel, which incorporates hand-sewing techniques.

**Metal** – Any item made of metal such as sculpture, tin punch, engraved metal, and jewelry. Items intended for industrial use (as tools and/or shop items made from pattern) are not considered part of this Visual Arts project and are not eligible for entry.

**Nature** – Any item made of natural material such as wreaths, cornhusk dolls, stepping-stones, etc. Items should be made of natural materials (which may be purchased) but securing element such as glue and wire may be used in the inner construction as long as they do not detract from the overall “natural” appearance. Articles such as dried, pressed flowers may be displayed under glass since it is necessary for protection/preservation of the natural materials.

**Three-Dimensional Design/Mixed Media** – Art pieces in this class must be comprised of at least three different media. No one medium can make up more than 40% of a piece. The piece should be freestanding (not meant to be hung) that is observable on at least three different sides. Originality and design are important concepts.

## **WEATHER**

Each county may submit 1 entry total 50392, 50393, 50394.

### **Weather and Climate Science 1 (SF 50392)**

Exhibit any product or display illustrating an activity from the book. The exhibit may include, but isn't limited to, original works, objects, demonstrations, digital presentations, programs, websites, games, apps, performances, or posters which you have made. Choose whatever method best shows what you've learned. You must furnish any equipment you need for your exhibit. Internet service will not be provided for the exhibit. All exhibits must include something visual, such as a printed copy of a digital presentation, which will remain on display during the exhibition. Electronic equipment will only be used during your personal judging time and will not remain on display during the entire exhibit period.

### **Weather and Climate Science 2 (SF 50393)**

Exhibit any product or display illustrating an activity from the book. The exhibit may include, but isn't limited to, original works, objects, demonstrations, digital presentations, programs, websites, games, apps, performances, or posters which you have made. Choose whatever method best shows what you've learned. You must furnish any equipment you need for your exhibit. Internet service will not be provided for the exhibit. All exhibits must include something visual, such as a printed copy of a digital presentation, which will remain on display during the exhibition. Electronic equipment will only be used during your personal judging time and will not remain on display during the entire exhibit period.

### **Weather and Climate Science 3 (SF 50394)**

Exhibit any product or display illustrating an activity from the book. The exhibit may include, but isn't limited to, original works, objects, demonstrations, digital presentations, programs, websites, games, apps, performances, or posters which you have made. Choose whatever method best shows what you've learned. You must furnish any equipment you need for your exhibit. Internet service will not be provided for the exhibit. All exhibits must include something visual, such as a printed copy of a digital presentation, which will remain on display during the exhibition. Electronic equipment will only be used during your personal judging time and will not remain on display during the entire exhibit period.

## **Weather Ready4Life Challenge**

*For Ready4Life Career & Entrepreneurship Exploration exhibit opportunities for this project area, visit the Ready4Life section of this document.*

## **WELDING**

Each county may submit 2 entries total from 50353.

### **Welding (SF 50353)**

This exhibit class is open to members who are in the 7<sup>th</sup> grade and higher or at least 12 years 4-H age. Exhibit one arc weldment/item demonstrating the skill level of the exhibitor. Members new to the project should consider selecting a weldment from the suggested *Weldment List* found on page 43 of *Arcs and Sparks* (4-H 573 – Shielded Metal Arc Welding). **This class is for industrial welding only.** (Members that wish to use welding to create objects with an artistic appeal should consider enrolling in the 4-H Visual Arts Metal project and consider entering those types of exhibits in the Visual Arts – Metal class.) Exhibits must be portable and cannot be exhibited on a trailer.

### **Welding Ready4Life Challenge**

*For Ready4Life Career & Entrepreneurship Exploration exhibit opportunities for this project area, visit the Ready4Life section of this document.*

## **WOODWORKING**

Each county may submit 2 entries total from 50357, 50358, 50359, 50360.

Units 1, 2, and 3 in Woodworking have very specific restrictions on the tools used in building an item to display. This is done for reasons of safety and to provide a fair comparison among projects in a level. **Articles made with tools other than those listed in a level will not be eligible for class awards in that level.**

### **Woodworking 1 (SF 50357)**

Any item made of wood constructed or refinished by the member, appropriate for their age, skills, and ability in this project. Pre-cut kits assembled by the member are not acceptable. Exhibits must be portable and cannot be exhibited on a trailer. **Allowed tools in this level:** hand tools only, including a hand miter box.

### **Woodworking 2 (SF 50358)**

Any item made of wood constructed or refinished by the member, appropriate for their age, skills, and ability in this project. Pre-cut kits assembled by the member are not acceptable. Exhibits must be portable and cannot be exhibited on a trailer. **Allowed tools in this level:** hand tools, power hand drill, miter box (non-powered), oscillating (pad) sander and jigsaw.

### **Woodworking 3 (SF 50359)**

Any item made of wood constructed or refinished by the member, appropriate for their age, skills, and ability in this project. Pre-cut kits assembled by the member are not acceptable. Exhibits must be portable and cannot be exhibited on a trailer. **Allowed tools in this level:** hand tools, power hand drill, miter box, jigsaw, scroll saw, power sanders, table saw, drill press, band saw, rabbet plane, jointer, and router.

### **Woodworking 4 (SF 50360)**

Any item made of wood constructed or refinished by the member, appropriate for their age, skills, and ability in this project. Pre-cut kits assembled by the member are not acceptable. Exhibits must be portable and cannot be exhibited on a trailer. **Allowed tools in this level:** all those mentioned in levels 1- 3, plus circular saw, radial arm saw, planer, wood lathe, chop saw, and other power tools needed to complete advanced projects.

### **Woodworking Ready4Life Challenge**

*For Ready4Life Career & Entrepreneurship Exploration exhibit opportunities for this project area, visit the Ready4Life section of this document.*





# Behavior Guidelines

## Code of Conduct for 4-H Members, Leaders & Volunteers at Events and Activities

All participants in events and/or activities planned, conducted, and supervised by University of Illinois Extension, and/or 4-H, are responsible for their conduct to Extension personnel and/or volunteers supervising the events. This responsibility is necessary for the health, safety, and welfare of the participants, and will be rigidly adhered to and uniformly enforced.

4-H members' behavior is expected to demonstrate the character traits of trustworthiness, respect, responsibility, fairness, caring, and citizenship. Specifically, 4-H members are expected to maintain the following standards:

1. Be courteous and respect others.
2. Obey all rules set by members of their club/group and those set for 4-H activities in which they participate.
3. Treat all people fairly and animals humanely.
4. Respect the property of others.
5. Respect the authority of adult and youth volunteers and others in leadership roles.
6. Avoid profane and abusive language.
7. Show kindness to others and give assistance when needed.
8. Be honest and honor commitments.
9. Do their best and keep trying to improve.
10. Accept responsibility for their personal choices.

Participants may be removed from 4-H programs or activities for misconduct. The following conduct is not allowed while participating in any 4-H activity or event and is subject to disciplinary action:

1. Willfully breaking curfew
2. Unauthorized use of vehicles
3. Leaving the site of the event without permission
4. Participating in gambling
5. Absence from the planned program
6. Intentionally interfering with or disrupting the event
7. Use of profane or abusive language
8. Disregard for public or personal property
9. Public displays of affection or inappropriate actions
10. Failure to comply with direction of Extension personnel, including designated adults acting within their duties and guidelines
11. Possession, use, or distribution of alcohol and other drugs, including tobacco products.
12. Theft or destruction of public or private property.
13. Involvement in sexual misconduct or harassment.
14. Possession or use of dangerous weapons or materials (including fireworks).
15. Fighting or other acts of violence, actual or implied, that endanger the safety of the participant or others.

### Volunteer Behavior Guidelines

All 4-H volunteers are expected to abide by the following Volunteer Behavior Guidelines:

1. Treat others in a courteous, respectful manner and demonstrate behaviors of a positive role model for youth.
2. Obey the laws of the locality, state and nation, as well as University of Illinois Extension policies and guidelines.
3. Make all reasonable effort to assure that 4-H youth programs are accessible to youth without regard to race, color, religion, gender, national origin, ancestry, marital status, familial status, sexual orientation, or disability.
4. Recognize that verbal and/or physical abuse and/or neglect of youth are unacceptable in 4-H youth programs and report suspected abuse to the authorities.
5. Do not participate in or condone neglect or abuse that happens outside the program to 4-H youth participants and report suspected abuse to the authorities.
6. Treat animals humanely and teach 4-H youth to provide appropriate animal care.
7. Operate motor vehicles (including machines or equipment) in a safe and reliable manner when working with 4-H youth, only with a valid operator's license and the legally required insurance coverage.
8. Do not possess, consume or be under the influence of alcohol or illegal substances while responsible for youth in 4-H activities, nor allow 4-H youth participants under supervision to do so. All 4-H activities and events are to be alcohol and drug free.

# 2023– 2024 KANKAKEE COUNTY 4-H LEADERS

*Main Organizational Leader Indicated in Bold*

|                                           |                                                                                                                   |
|-------------------------------------------|-------------------------------------------------------------------------------------------------------------------|
| Aim for Game.....                         | <b>Jeremy Roberts</b> , Michelle Chappell, Larry Voigt                                                            |
| Cabery Specials and Cloverbuds.....       | <b>Tammy Richie</b> , Kelsey Rincker                                                                              |
| Chebense Ag .....                         | <b>John Adams</b> , Rita Adams                                                                                    |
| Grant Park LL SS .....                    | <b>Julianne Thompson</b> , Jeremy Roberts, Larry Voigt                                                            |
| Grant Park Spuds.....                     | <b>Julianne Thompson</b>                                                                                          |
| Herscher Hustlers & Cloverbuds.....       | <b>Kelly Knobloch</b> , Katelyn Ohrt, Roberta Buza, Brett Buza, Jessica Smith, Heather Thurston, Heather Meridith |
| Kankakee County 4-H Federation Club ..... | <b>Bobbi Buza (Advisor)</b> , Zoe Buza                                                                            |
| Independent Members.....                  | <b>Cassidy Lux</b>                                                                                                |
| Kankakee County Shooting Sports .....     | <b>Mike Costello, Tina Odle</b> , Brett Buza, Pat Farman, Ray Odle                                                |
| Kids With Kids & Cloverbuds .....         | <b>Jennifer Bauer</b> , Nicole Brammer                                                                            |
| Les Petites Dragons Cloverbuds.....       | <b>Elida Razo</b>                                                                                                 |
| Limestone Leaders & Leaderbuds.....       | <b>Heather Ruel</b>                                                                                               |
| Manteno Best Pioneers.....                | <b>Lois Meyer</b>                                                                                                 |
| Momence Troopers.....                     | <b>Phyllis Burwell</b> , Charles Burwell, Melissa Burwell, Amy Krone, Wendy Watkins                               |
| Momence Minnie Troopers.....              | <b>Melissa Burwell</b>                                                                                            |
| Ready Rascals .....                       | <b>Emily Dockery</b>                                                                                              |
| St. George Dragons .....                  | <b>Janice Blanchette</b> , Margaret Cote                                                                          |
| Town & Country.....                       | <b>Alissa Claassen</b> , Emily Dockery                                                                            |



# CLOVERBUD GROUPS

Youth ages 5-7 may enroll in 4-H as members of a Cloverbud group. Children under age 8 are not developmentally ready to participate in the traditional 4-H program and club meeting. Cloverbuds form groups, not clubs. Cloverbud groups are leader-directed and hold short activity-based meetings. The 4-H Cloverbuds' program is designed to introduce 5-7-year-olds to a variety of 4-H experiences. They do not elect officers, give talks, or hold regular business meetings. They do an activity and talk about what they have done or process the information to learn from it. The adult/child ratio for these groups is five to six children per one adult leader.

The Cloverbud program is noncompetitive! Cloverbuds do not participate in competitive events, contests, shows, or raise animals as a 4-H project and are not eligible to receive premiums. Cloverbud groups are encouraged to share a learning activity at the fair.

Adults interested in forming a new Cloverbud group are required to complete the Extension Volunteer Application process and participate in 2-3-hour leader training. The approved Cloverbud curriculum developed by Ohio State University will be provided.

**For Health Requirement Information:  
Illinois Department of Agriculture  
Bureau of Animal Health and Welfare  
State Fairgrounds P.O. Box 19281  
Springfield, IL 62794-9281  
Phone (217) 782-4944  
2024 Exhibition Livestock Health Requirements  
County Fairs**

**GENERAL REQUIREMENTS**

**These Exhibition Health Requirements apply to all livestock present at the fair including those animals that are not entered in competitive events.**

1. Exhibitors are required to familiarize themselves with all rules applicable to their exhibits.  
All out-of-state animals require an entry permit. Entry permit numbers are available online at <https://entrypermit.agr.illinois.gov/Login.aspx>.
2. All animals, except as noted, shall be accompanied by a Certificate of Veterinary Inspection (CVI) which shows that the animal meets all health requirements for the State of Illinois. CVI's shall be made available to the Bureau of Animal Health Personnel on request. If an official electronic CVI is utilized, the exhibitor should be able to log on and show the Bureau of Animal Health Personnel the completed CVI.

CVI means a legible record made on an official form from the state of origin which has been issued, signed, and dated by an accredited veterinarian and which shows the name and address of the animal's owner or exhibitor and the results of all required tests or vaccinations. A CVI shall list only one animal identification per line; shall be presented on the form on which it was initially issued; and shall not be corrected, changed, or altered in any manner.

3. All animals shall be officially identified. The animal(s) official identification shall be recorded on the CVI.

Animal identification number (AIN): A numbering system for the official identification of individual animals in the United States that provides a nationally unique identification number for each animal. The AIN consists of 15 digits, with the first 3 being the country code (840 for the United States or a unique country code for any U.S. territory that has such a code and elects to use it in place of the 840 code).

4. If animals are from tuberculosis accredited, brucellosis certified, pseudorabies qualified, or brucellosis validated herds, the identifying herd number(s) along with the date of the last herd test(s) shall appear on the CVI. 2
5. CVIs for out-of-state livestock shall be void thirty (30) days after issuance.
6. CVIs for Illinois-origin livestock shall be void ninety (90) days after issuance.
7. All livestock shall be subject to examination upon entry to any Illinois fair or exhibition. Any animal showing evidence of infectious, contagious or communicable diseases shall be immediately withdrawn and held in quarantine at the owner's risk and expense until properly treated and recovered, or until the animal is released to return to the owner's premise.

Any livestock infected with scabies, mange, active lesions of ringworm, sore mouth, or multiple warts which are easily visible without close examination shall not be permitted to exhibit and are subject to quarantine or removal from the fairgrounds.

Sheep and goats with caseous lymphadenitis as evidenced by draining abscesses shall not be exhibited and are subject to immediate quarantine or removal from the fairgrounds.

In the event of the suspicion of or diagnosis of a foreign animal disease, emerging animal disease, or other actionable disease, animals may be subject to quarantine on the fairgrounds until such time that it is determined that the disease is no longer a threat.

8. Illinois Department of Agriculture personnel or designee may collect blood, tissue, milk, or urine samples from any animal being exhibited and/or raced at any Illinois fair to test for the presence of illegal drugs or banned substances. Examination techniques, such as ultrasound, may also be used at any time while the animals are on the grounds of any Illinois fair or exhibit.

The Illinois Department of Agriculture or designee may collect urine, blood, tissue, or other test samples from exhibition animals at the time of slaughter.

9. All exhibitors of animals at any Illinois fair or exhibition shall comply with the provisions of the Illinois Humane Care for Animals Act. If violations are observed, the animal(s) will be excused from exhibition and ordered removed from the grounds with all awards being forfeited.  
Any practice or deviation from normal, accepted care, including physical, medical or mechanical application, shall constitute a violation of show rules and may result in the animal(s) disqualification and removal from the fairgrounds.
10. Any Illinois cattle, bison, cervidae or goats being exhibited in non-accredited free states must be isolated from the remainder of the herd/flock upon return to Illinois and retested for tuberculosis 60-120 days post-entry.

## CATTLE

### Identification

Individual identification of each animal shall be either a fully healed and legible tattoo, approved official ear tag, registration number (can only be used if the tattoo is recorded on the registration certificate or for breeds where pictures are acceptable), or individual brands, if brand is recorded on the registration certificate.

**Beginning in 2025, individual identification of each animal shall be by a USDA official animal identification number ear tag, ("840" tag). The tag must be able to be read both visually and electronically.**

### Illinois Cattle

#### Brucellosis

Illinois is a Bovine Brucellosis Class-Free State. Brucellosis testing is not required for Illinois cattle.

#### Tuberculosis

Illinois is an Accredited Tuberculosis- Free State. Tuberculin testing is not required for Illinois cattle.

**Please note: Illinois calves under 6 months of age are not required to have a Certificate of Veterinary Inspection.**

### Out-of-State-Cattle

All out-of-state cattle are to be accompanied by an entry permit. Entry permit numbers are available online at <https://entrypermit.agr.illinois.gov/Login.aspx>.

#### Brucellosis

1. Female cattle six (6) months of age and older and bulls eighteen (18) months of age and older shall be negative to an official test for brucellosis within thirty (30) days prior to entry, unless exempt by one (1) of the following:

- A. Originate directly from a certified brucellosis-free herd.
- B. Officially vaccinated of dairy breeds under twenty (20) months of age or official vaccinated of beef breeds under twenty-four (24) months of age.
- C. Animal originated from a "Class Free" state (if entire state is so classified)
- D. Steers and spayed heifers are not required to be tested for brucellosis.

2. The negative brucellosis test shall be conducted at a state or federal laboratory within 30 days prior to exhibition.

#### Tuberculosis

##### 1. Accredited Tuberculosis Free States

A. No tuberculin test required. All cattle, including steers, originating from an Accredited Tuberculosis Free State, may enter Illinois for exhibition when accompanied by a CVI issued by an accredited veterinarian within 30 days.

##### 2. Non-Accredited Tuberculosis Free Areas or States (Not TB Free)

A. Cattle must originate from a herd where a complete herd test was conducted within the past year.

B. The individual animals entering Illinois must be negative to an additional tuberculin test conducted **within 30 days prior to exhibition.**

C. Cattle that enter Illinois for exhibition and remain in Illinois (animal does not return to the state of origin within 30 days) must be isolated and retested for TB 60-120 days from the last official TB test date.

## SWINE

### Illinois Swine

#### Identification

1. Swine shall be identified by an official ear tag, tattoo or recognized breed ear notch.

2. Ear notch identification is acceptable for all barrows, crossbred gilts and breeding swine.

(Note: Ear notch identification of crossbred swine does not satisfy USDA identification requirements for interstate movement or official testing.)

Beginning in 2025, individual identification of each animal shall be by a USDA official animal identification number ear tag, (“840” tag). **The tag must be able to be read both visually and electronically.**

#### Brucellosis

Brucellosis testing is not required for Illinois swine.

#### Pseudorabies

Pseudorabies testing is not required for Illinois swine.

#### Out-of-State Swine

All out-of-state swine are to be accompanied by an entry permit. Entry permit numbers are available online at <https://entrypermit.agr.illinois.gov/Login.aspx>.

#### Identification

1. Individually identified by an official ear tag, tattoo or recognized breed ear notch.
2. Ear notch identification **is not** acceptable for crossbred animals.

Beginning in 2025, individual identification of each animal shall be by a USDA official animal identification number ear tag, (“840” tag). **The tag must be able to be read both visually and electronically.**

#### Brucellosis

1. Breeding swine 4 months of age and older shall be negative to an official test for brucellosis within 30 days prior to exhibition unless exempt by one (1) of the following:
  - A. Originate immediately and directly from a validated brucellosis-free herd. 5
  - B. Originate directly from a validated brucellosis-free state.
2. Swine brucellosis tests for exhibition shall be conducted at a state or federal laboratory.

#### Pseudorabies

1. Swine originating from a Pseudorabies Stage IV or V state are exempt from the pseudorabies testing requirement.
2. Swine originating from a Pseudorabies Stage III state shall be negative to an official test for pseudorabies conducted within thirty (30) days prior to entry or originate immediately and directly from a qualified pseudorabies negative herd.
3. Swine originating from a Pseudorabies Stage I or II state shall be negative to an official test for pseudorabies conducted within the 10 days prior to entry.
4. Barrows and females in market classes must meet the same requirements as breeding swine.

### SHEEP

#### Identification

Individual identification of each animal shall be by an ear tattoo or official metal or plastic tag. A microchip ID is acceptable if the owner provides the reader.

Ear tattoos may be used when a registration certificate, listing the tattoo number, accompanies the animal.

When using ear tags, the tag must indicate the premises ID and state of origin. The tag number must be assigned by a state or APHIS representative and recorded in the Scrapie Record Database.

#### Market Lambs

All market lambs must be slick shorn (show ring ready) before weigh-in so that show lamb fungus can be identified.

#### Illinois Sheep

1. Sheep originating from a flock that has previously been classified as either an infected or source flock can be exhibited in Illinois upon the completion of an approved flock plan.
2. The CVI must include the flock of birth and the flock of origin, if different.

#### Out-of-State Sheep

All out-of-state sheep are to be accompanied by an entry permit. Entry permit numbers are available online at <https://entrypermit.agr.illinois.gov/Login.aspx>.

1. Sheep originating from a flock that has previously been classified as either an infected or source flock can be exhibited in Illinois upon the completion of an approved flock plan.
2. The CVI must include the flock of birth and the flock of origin, if different.

## GOATS

### Identification

Individual identification of each animal shall be by an ear tattoo or official metal or plastic tag. A microchip ID is acceptable if the owner provides the reader.

Tattoos may be used when a registration certificate, listing the tattoo number, accompanies the animal.

When using ear tags, the tag must indicate the premises ID and state of origin. The tag number must be assigned by a state or APHIS representative and recorded in the Scrapie Record Database.

Ears should be used for tattooing when possible. If there is no space in the ear, the flank or tail fold may be used.

### Illinois Goats

1. Goats originating from a herd that has previously been classified as either an infected or source herd can be exhibited in Illinois upon the completion of an approved herd plan.
2. The CVI must include the flock of birth and the flock of origin, if different.

### Out-of-State Goats

All out-of-state goats are to be accompanied by an entry permit. Entry permit numbers are available online at <https://entrypermit.agr.illinois.gov/Login.aspx>.

1. Goats originating from a herd that has previously been classified as either an infected or source herd can be exhibited in Illinois upon the completion of an approved herd plan.
2. Tuberculosis- Goats from areas or states that are not Accredited Bovine Tuberculosis Free, must be accompanied by a CVI indicating that the goats originated from a herd where a complete negative herd test has been conducted within the past twelve (12) months and the individual animals are negative to a tuberculin test conducted within thirty (30) days prior to entry. The CVI must include the flock of birth and the flock of origin, if different.

## HORSES, PONIES, MULES AND OTHER EQUIDAE

### Illinois Equine

1. All horses and other equidae, twelve (12) months of age and older attending an advertised equine event, shall be accompanied by a negative test for equine infectious anemia (EIA) conducted within the last twelve (12) months. A copy of this test shall accompany the animal.
2. AGID (Coggins) or ELISA tests are accepted.
3. An advertised equine event means a show, rodeo, sale, auction, exhibition, trail ride, or horse fair that is posted or media promoted.
4. A CVI is not required for Illinois equine. 7

### Out-of-State Equine

All out-of-state equine are to be accompanied by an entry permit. Entry permit numbers are available online at <https://entrypermit.agr.illinois.gov/Login.aspx>.

1. All horses and other equidae entering Illinois that are twelve (12) months of age or older, shall be accompanied by a negative test for equine infectious anemia (EIA) conducted within the last twelve (12) months. A copy of this test shall accompany the animal.
2. AGID (Coggins) or ELISA tests are accepted.
3. All horses and other equidae shall be accompanied by a CVI issued within thirty (30) days prior to entry.

## POULTRY

1. All entries (except waterfowl, i.e. domesticated fowl that normally swim, such as ducks and geese) in a show or exhibition shall have originated from a U.S. Pullorum-Typhoid Clean or equivalent hatchery or flock OR have a negative pullorum-typhoid test within 90 days prior to exhibition. Exhibitor shall show proper information as to name and address of owner or exhibitor, name and address of the authorized testing agent, date of the testing and the number, breed, and species of those tested.
2. Prior to being used to transport poultry to a show, all crates, boxes, containers and vehicles shall be thoroughly cleaned and disinfected.
3. Any poultry vaccinations must be performed at least 4 weeks prior to delivery to the show.

4. Upon admission to a show, all entries shall be examined by the official county fair veterinarian or qualified state personnel who shall also receive and examine all certificates necessary for admission of birds to a show. Birds not in show condition will be excused from exhibition and removed from the premises. Any fowl showing signs of illness during the fair will be removed from the exhibition grounds.

5. All out-of-state turkeys must originate from flocks that are officially classified as U.S. Mycoplasma Gallisepticum Clean in accordance with the provisions of the National Poultry Improvement Plan or be negative to a test for Mycoplasma gallisepticum within 30 days prior to entry.

6. A permit is also required for out-of-state poultry. Entry permit numbers are available online at

<https://entrypermit.agr.illinois.gov/Login.aspx>.

## **CERVIDAE**

### **(Deer, Elk, Reindeer, Caribou, Moose, Red Deer and other Related Species)**

#### **Identification**

All animals shall be individually identified with an approved tag, microchip or tattoo. Elk are required to have two official/approved unique identifiers.

#### **Illinois Cervidae**

##### **Chronic Wasting Disease**

For cervidae changing ownership or moving within the State, the owner must obtain a permit issued by the Department prior to movement and the cervid must originate from a herd that is enrolled in the Certified 8 Monitored Chronic Wasting Disease (CWD) Program or the Contained Monitored Chronic Wasting Disease Program. The permit shall be obtained no more than 72 hours in advance of the movement of the cervids by providing the following information:

- A) Name and complete mailing address of person exhibiting the cervids;
- B) Certified Monitored Chronic Wasting Disease or Contained Monitored Chronic Wasting Disease Herd number;
- C) Name and complete mailing address of location where the animals will be exhibited;
- D) Number of animals and unique identification of the animals.

#### **Tuberculosis**

Illinois is an Accredited Tuberculosis-Free State. Tuberculin test is not required for Illinois cervidae.

#### **Out-of-State Cervidae**

##### **Chronic Wasting Disease**

1. All cervidae entering Illinois must be in compliance with the Illinois Wildlife Code [520 ILCS 5]. For more information, contact the Illinois Department of Natural Resources at 217/782-6384.
2. All cervidae entering Illinois must be accompanied by a permit from the Department and a Certificate of Veterinary Inspection that:
  - a. has been issued by an accredited veterinarian of the state of origin or a veterinarian in the employ of the United States Department of Agriculture;
  - b. is approved by the Animal Health Official of the state of origin;
  - c. shows that the cervidae are free from visible evidence of any contagious, infectious or communicable disease or exposure thereto, do not originate from a CWD endemic area (any county and surrounding counties where CWD has been diagnosed in the past five years);
  - d. shows that the cervidae are not originating from a herd under quarantine for any contagious, infectious or communicable disease;
  - e. shows that the animals originate from a herd that has been monitored for at least 5 years under a state-approved CWD certification program.
3. A permit number can be obtained by applying online at <https://www2.illinois.gov/sites/agr/Animals/AnimalHealth/Documents/permitrequestform.pdf>. Applicant for permit shall furnish the following information to the Department:
  - a. Name and post office mailing address of Illinois destination;
  - b. Name and post office mailing address of the consignor and/or source herds;
  - c. Name and post office mailing address of the herd veterinarian;
  - d. Number and unique identification of cervidae in shipment.

#### **Brucellosis**



Cervidae six (6) months of age and older must have a negative brucellosis card or PCFIA test within sixty (60) days prior to entry. 9

### **Tuberculosis**

#### 1. Accredited Tuberculosis Free States

All cervidae twelve (12) months of age and over shall be negative to two (2) single cervical tests for bovine TB no less than ninety (90) days apart with the second test conducted within ninety (90) days prior to entry. These animals shall be isolated from all other members of the herd during the testing period unless they originate from an accredited, qualified or monitored herd.

- A. Cervidae from an accredited herd may be moved into Illinois without further TB testing provided that a certificate stating that such cervids originated from an accredited herd accompanies them.
- B. Cervidae originating from qualified or monitored herds may enter with a negative test within ninety (90) days prior to entry and a certificate stating that the animals originate from a monitored herd.

#### 2. Non-Accredited Tuberculosis Free Areas or States (Not TB Free)

- A. All cervidae shall originate from a herd where a complete herd test was conducted within the past year.
- B. The individual animals entering Illinois must be negative to two (2) additional tuberculin tests conducted within 180 and 30 days prior to entry or exhibition.

### **RATITES**

**(Ostriches, Emus, Rheas, Cassowaries and Kiwis)**

### **Illinois Ratites**

There are no requirements governing the movement of ratites within Illinois.

### **Out-of-State Ratites**

- 1. Must be accompanied by a CVI and permit number. Entry permits are available online at <https://entrypermit.agr.illinois.gov/Login.aspx>
- 2. Individually identified by leg band or microchip.
- 3. Negative test for Avian Influenza within 10 days prior to entry.

### **PIGEONS**

There are no requirements governing the movements of pigeons within or into Illinois.

### **RABBITS**

There are no requirements governing the movements of rabbits within or into Illinois.

### **LLAMAS**

There are no requirements governing the movement of llamas within Illinois. A permit and health certificate is required for out-of-state llamas. Entry permit numbers are available online at <https://entrypermit.agr.illinois.gov/Login.aspx>

**4-H LIVESTOCK REQUEST**

**4-H LIVESTOCK FORM – KANKAKEE COUNTY FAIR**

*\*Mail form and Checks Payable to: KANKAKEE COUNTY FAIR & EXPOSITION, INC. ● P.O. BOX 714 ● KANKAKEE, IL 60901*

**\*\*DEADLINE DATE FOR LIVESTOCK REQUEST IS JULY 20, 2024**

**\*\*\*This form is for 4-H Livestock NOT ENTERED in fair Junior or Open Classes\*\*\***

| # Animals                                                                                                                                                                                                                                                                                                                | Amount    |
|--------------------------------------------------------------------------------------------------------------------------------------------------------------------------------------------------------------------------------------------------------------------------------------------------------------------------|-----------|
| Cattle (Beef or Dairy) @ \$15.00/Head                                                                                                                                                                                                                                                                                    | \$        |
| Goats @ \$5.00/Head                                                                                                                                                                                                                                                                                                      | \$        |
| Sheep @ \$5.00/Head                                                                                                                                                                                                                                                                                                      | \$        |
| Swine @ \$5.00/Head                                                                                                                                                                                                                                                                                                      | \$        |
| Equine @ \$10.00/Head (List #Horses and #Ponies separate)                                                                                                                                                                                                                                                                | \$        |
| Poultry & Wildlife @ \$1.00/Head                                                                                                                                                                                                                                                                                         | \$        |
| Rabbits @ \$1.00/Head                                                                                                                                                                                                                                                                                                    | \$        |
| Carcass @ No Charge                                                                                                                                                                                                                                                                                                      | \$        |
| # Season Passes @ \$25.00 Each                                                                                                                                                                                                                                                                                           | \$        |
| # Camping Permits @ \$140.00 Each                                                                                                                                                                                                                                                                                        | \$        |
| # Presale Tickets @ \$20.00 Each                                                                                                                                                                                                                                                                                         | \$        |
| <b>GRAND TOTAL ENCLOSED</b>                                                                                                                                                                                                                                                                                              | <b>\$</b> |
| Season Pass includes admit one Main Gate and Grandstand all 5 days of the fair. Camping Permit includes one vehicle permit to campsite.<br>Presale Tickets include Main Gate admission & unlimited carnival ride wristband for 1 day and is the only way to get the unlimited all day and night carnival ride wristband. |           |

By completing this form, Exhibitor agrees to abide by all Rules and Regulations printed in the Kankakee County Fair Premium Book and Kankakee 4-H Fair Book.

Exhibitor Name: \_\_\_\_\_

Address: \_\_\_\_\_

City/State/Zip: \_\_\_\_\_

4-H Club Name: \_\_\_\_\_

Parent Signature: \_\_\_\_\_

ALL 4-H LIVESTOCK NOT ENTERED IN KANKAKEE COUNTY FAIR JUNIOR OR OPEN CLASSES MUST COMPLETE AND FILE THIS FORM WITH THE FAIR OFFICE BY JULY 20, 2024. THERE WILL BE NO SPACE RESERVED FOR YOUR LIVESTOCK IF THIS FORM IS NOT RECEIVED. COMPLETE AND SIGNED BY PARENT OR GUARDIAN. IF YOU HAVE ANY QUESTIONS CONTACT THE KANKAKEE COUNTY FAIR OFFICE AT 815-932-6714.