



FairEntry for Families

Bringing a project to your 4-H Show?

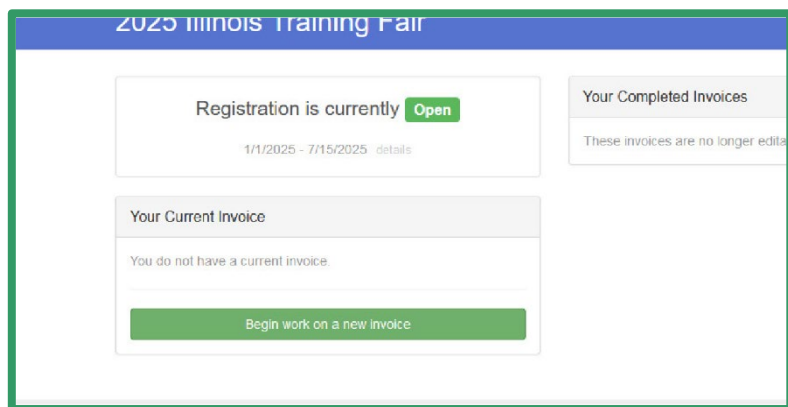
We use FairEntry to keep track of every exhibit that comes to our county fair, from sweet rolls to steers!



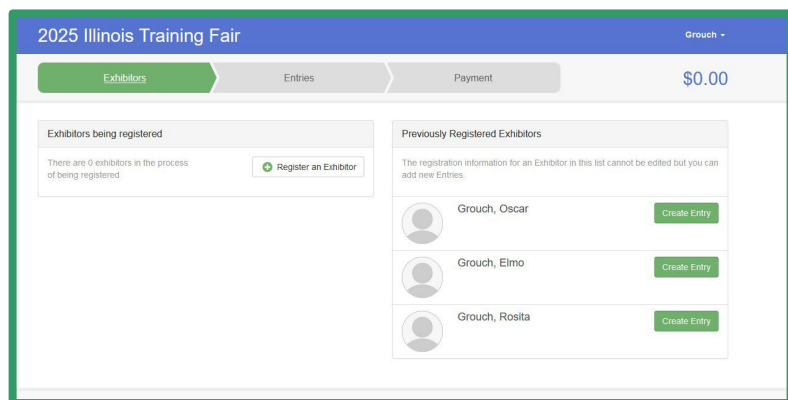
Go to fairentry.com/Public/FindYourFair and search for your county, or scan the QR code.

Sign in with the email and password you used last year or use the password reset option.

If this is your family's first year in 4-H, create an account.



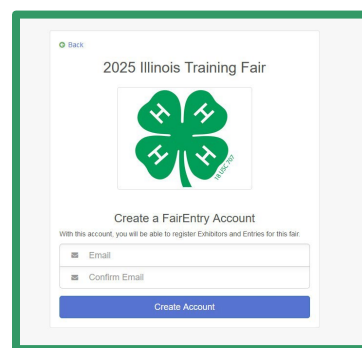
Click Begin Work on a New Invoice and select a 4-H'er from your list OR add a new Exhibitor.



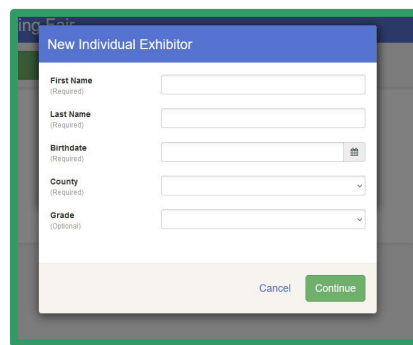
New to 4-H? Start by creating an account!



Enter your email, then fill out the next page with your account info.



Click on the green Begin an Invoice button and start by registering an Exhibitor (your 4-H'er).



Illinois Extension
UNIVERSITY OF ILLINOIS URBANA-CHAMPAIGN

©2026 University of Illinois Board of Trustees. For permission to reprint, revise, or otherwise use, contact extension@illinois.edu. COLLEGE OF AGRICULTURAL, CONSUMER & ENVIRONMENTAL SCIENCES
University of Illinois | U.S. Department of Agriculture | Local Extension Councils Cooperating University of Illinois Extension provides equal opportunities in programs and employment. Updated 1/2026



On the Personal Details page, fill in County and current grade, if they are missing. Hit continue and fill in a phone number in the home phone number line.

Confirm that the address listed is correct. This is important - it is where your premium check will be mailed!

Next, choose which project(s) your 4-H'er will bring to the 4-H Show. Select the correct project(s). You may need to select your 4-H Club here as well.

General Projects is where most of your options can be found.

You may be asked to answer other questions, and enter information about animals, such as breed and EID/Scrapie Tag/Tattoo number.

Your county may allow you to enter multiple projects/animals in the same Class at the same time. If so, you will need to change the quantity.

For additional 4-H'ers and projects, repeat as many times as needed.

The last step is to review your entries. THIS STEP IS VERY IMPORTANT!! Please make sure they are correct as you will not be able to change them after the Fair Entry deadline. Continue through the payment page (there is no fee).

Finally, you will click the green submit button. After you hit submit, you may not be able to add projects OR additional children until county Extension staff approve your submission.

Need Help? Contact your local 4-H staff!