

2026 DeKalb County 4-H General Project Show

At the DeKalb County Farm Bureau Building in Sycamore
and 2026 DeKalb County 4-H Fair at the Sandwich Fairgrounds

INDEX

SCHEDULING OF JUDGING	3
GENERAL RULES & REGULATIONS	5
4-H CODE OF CONDUCT	8
4-H GENERAL PROJECTS SHOW	9
CLOVERBUD	10
AEROSPACE	11
AGRONOMY	11
ANIMAL SCIENCE	12
BABYSITTING	13
CAREER DEVELOPMENT	14
CIVIC ENGAGEMENT	15
CLOTHING & TEXTILES	16
COMMUNICATIONS	21
COMPUTER SCIENCE	21
CONSUMER EDUCATION	23
CREATING WITH BUILDING BRICKS	24
CREATIVE WRITING	25
DRONES: Unmanned Aerial Vehicles/Systems	26
ELECTRICITY	27
ENTOMOLOGY - GENERAL	27
ENTOMOLOGY - BEEKEEPING	28
ESPORTS	29
EXPLORATORY* (not eligible for state fair)	30
FAMILY HERITAGE	30
FOODS & NUTRITION	31
FORESTRY	35
GEOLOGY	36
HEALTH	38
HORTICULTURE: FLORICULTURE	39
HORTICULTURE: VEGETABLES, HERBS & FRUITS	42
INTERCULTURAL	44
INTERIOR DESIGN	46

LEADERSHIP	47
MAKER.....	48
NATURAL RESOURCES	49
PHOTOGRAPHY	51
PLANTS & SOIL SCIENCES	53
READY4LIFE	54
ROBOTICS	54
SERVICE LEARNING.....	56
SHOOTING SPORTS.....	57
SMALL ENGINES	58
THEATRE ARTS.....	59
TRACTOR	60
VETERINARY SCIENCE.....	61
VIDEO/FILMMAKING	62
VISUAL ARTS.....	63
WEATHER	70
WELDING	71
WOODWORKING.....	72
STATE HEALTH RULES FROM THE ILLINOIS DEPARTMENT OF AGRICULTURE	73
DEKALB COUNTY 4-H BLUE RIBBON LIVESTOCK AUCTION	78
LIVESTOCK SHOW - SPECIAL 4-H RULES	81
SHOWMANSHIP SWEEPSTAKES	83
BEEF CATTLE.....	84
DAIRY CATTLE	90
DOGS	93
GOATS	97
HORSE & PONY	101
LLAMA/ALPACA.....	105
POULTRY.....	107
RABBITS	114
SHEEP	117
SWINE.....	121
2025 DeKalb County 4-H Blue Ribbon Auction Buyers & Contributors	125
2025 DeKalb County 4-H Award Sponsors	126
Map of Sandwich Fairgrounds	127

SCHEDULING OF JUDGING

4-H GENERAL PROJECTS SHOW

This show will be held in the Farm Bureau Building located at
1350 West Prairie Drive, Sycamore.

Thursday, July 9, 2026

Conference Judging of Exhibits 8:00 a.m. to Noon

Visual arts, creating with building blocks, animal science, veterinary science, entomology, beekeeping, computer science, robotics, drones, aerospace, esports, maker, woodworking, electricity, small engines, tractors, welding & shooting sports.

Conference Judging of Exhibits Noon to 4 p.m.

Food & nutrition, health, horticulture, floriculture, plants & soil sciences, agronomy, clothing & textiles, civic engagement, service learning, family heritage, intercultural, exploratory: collectibles, exploratory: welcome to 4-H, babysitting, ready4life, consumer education, career development, leadership, communications, creative writing, theatre arts, interior design, photography, video/filmmaking, natural resources, geology, forestry & weather

Friday, July 10, 2026

Projects on Display & Open to the Public 8:00 a.m. to 4:30 p.m.

Monday, July 13, 2026

Release of 4-H Project Exhibits 8:00 a.m. to 4:30 p.m.

The Department of Agriculture shall use its best efforts to secure sufficient appropriations to fund premiums. In any year for which the General Assembly of the State of Illinois fails to make an appropriation sufficient to pay such premiums, premiums amounts may not be accurately reflected in this Premium Book.

4-H Livestock Fair

This fair will be held at the Sandwich Fairgrounds, Sandwich, IL

Schedule of Events

Friday, July 31, 2026

Swine Check-In	8:00 a.m. to 11:00 a.m.
Swine Weigh-In	12:00 p.m.
Sheep & Goats Check-in	12:30 p.m. to 3:00 p.m.
Silent Auction opens	1:00 p.m.
Beef Check-In & Weigh-Ins	4:00 pm. to 7:00 p.m.
Sheep Show – Sheep Barn	5:00 p.m.
Barn Yard Toss – Sheep Barn	after Sheep Show
Goat Show – Sheep Barn	7:00 p.m.

Saturday, August 1, 2026

Swine Show - Main Show Arena	8:00 a.m.
Barn Yard Toss – Swine Arena	TBD
Dairy Animals Check-in	8:00 a.m. to 10:00 a.m.
Rabbit Check-in – Sheep Barn	9:15 a.m. to 9:45 a.m.
Rabbit Show - Sheep Barn	10:00 a.m.
Beef Cattle Show - Beef Arena	12:00 p.m.
Bucket Calf Show – Beef Arena	12:00 p.m.
Poultry Check-in	2:30 p.m. to 3:00 p.m.
Poultry Show – Swine Arena	3:30 p.m.
Dairy Cattle Show – Grass Area	4:00 p.m.
Ag Olympics – Swine Arena	6:00 p.m.
Bags Tournament – Swine Arena	after Ag Olympics

Sunday, August 2, 2026

Showmanship Sweepstakes – Swine Arena	10:00 a.m.
Catered Lunch - Auction Committee	11:00 a.m. to 1:00 p.m.
Silent Auction closes	12:00 p.m.
4-H Blue Ribbon Livestock Auction - Beef Arena	1:00 p.m.
Release of Livestock Exhibits	At the completion of the auction

**All Livestock Shows are open to the public and there is no fee to enter the fairgrounds.
Enter at the Suydam Road gate.**

GENERAL RULES & REGULATIONS

FOR DEKALB COUNTY 4-H SHOW & FAIR

****Notice: Throughout the 4-H Fairbook the phrase "past year" will mean 2025 and the phrase "present year" will mean 2026.**

ELIGIBILITY

1. Each exhibitor in the DeKalb County 4-H Shows must be officially enrolled in a DeKalb County 4-H Club in the present year. Member must be enrolled online in the project by **April 15**, present year.
2. Any exhibitor who individually or in groups is responsible for any disturbance during a 4-H show shall be required to leave the premises with their exhibits and shall forfeit their premium money.
3. A minimum age of 8 as of September 1, 2025, is eligible to participate in all State Fair Junior Department livestock, horse and pony, and general projects classes.
4. 4-H members unable to attend the 4-H General Project Show should sign-up to drop off their project and written report to be judged.
5. All animals must be exhibited in the show ring by 4-H owners. In cases of sickness, two entries, or a judging conflict, another 4-H member may be secured to help.
6. 4-H'ers are limited to receive one premium per class exhibited in premium eligible projects.
7. For youth and families: Conference judging is not about preparing a presentation. Judging is meant to be a conversation between the judge and 4-H member (or group) about the project and the learning experience. You may bring notes if you wish. Tips on creating an engaging display board are available at go.illinois.edu/4HDisplayTips.
8. **If you need reasonable accommodations to participate, please contact the Extension office at 815-758-8194. Early requests are strongly encouraged to allow sufficient time for meeting your access needs.**

ENTRIES

1. **Deadline to enroll in the General Project Show and Livestock Shows June 8, 2026.**
2. **Family Instructions to Enroll in Exhibits**
 - a. Navigate to FairEntry using the link: <http://dekalb4-hfair.fairentry.com>
 - b. If you did FairEntry last year you should type in your email and password and sign-in.
 - c. If you are new: Go to "Create a FairEntry Account". Note: If you receive a message that your email already has an account, go back to the sign in screen and choose "Forgot your password?". This will reset your account and allow you to continue.
 - d. Enter the email address you wish to use for this account.
 - e. Use your family's last name as account name.
 - f. Complete the account information, including your cell phone number, and create a password.

SECTION 1 – EXHIBITORS TAB

- a. Once logged in and on Welcome screen, select "Begin Registration."
- b. Click on "Individual" on the next screen and you will then need to complete the required information as requested.
- c. Click "Continue" to move through the screens.
- d. Once personal data is entered, click on the green "CONTINUE" box.
- e. **IMPORTANT!! THIS DOES NOT MEAN THAT YOU ARE REGISTERED FOR FAIR! YOU MUST CONTINUE THROUGH THE FOLLOWING STEPS AND CHOOSE CLASSES YOU PLAN TO EXHIBIT!**
- f. Click green "Continue" box in bottom right corner.
- g. If all information is correct, click green "Continue to Entries" in top right corner.

SECTION 2 – ENTRIES TAB -- MAKING AN ENTRY

- a. Click on the green “Add an Entry” or “Begin work on a new invoice”.
- b. Follow the screens to continue selecting your project entry.
- c. Click “Back to Entries.”
 - i. You have three options: 1) Add another entry for the same 4-H member OR, 2) Register another exhibitor OR 3) “Continue to Payment” (Choose this option ONLY if you are done adding entries and exhibitors). **When adding another entry, select “Add another Entry” and then select the light blue “Change” button to choose a new entry. This will NOT impact the previous entry.**
- d. NOTE: If there are any questions that need to be answered for a class, you will see a light blue box indicating incomplete items. You will need to click on “Review/Complete Outstanding Records” to complete any questions before you can continue to payment.

SECTION 3 – PAYMENT TAB

- a. The DeKalb County 4-H Fair does not charge entry fees or pen/stall fees. However, please continue with the payment tab to complete your entries.
- b. Click the green “Continue” button until you see the green “Submit” button.
- c. The Extension Office will approve or reject your entries. You will be sent another email accordingly.

ADDING NEW CLASSES FOR PREVIOUSLY REGISTERED YOUTH

- i. Log in to Fair Entry.
- ii. Choose “Begin work on a new invoice” button.
- iii. Choose “Create Entry” next to your exhibitor’s name.
- iv. Follow directions starting with SECTION 2 of these directions.

3. ENTRY RULES

- a. Entries may be made only in project areas in which the 4-H member is enrolled in.
- b. All entries MUST be the current work of the member making the exhibit or entry.

4. **LIVESTOCK RULES - All animals exhibited at the 4-H Fair must be owned by the 4-H member. Professional fitters will not be allowed to assist in the 4-H Fair. 4-H'ers may be assisted by a family member (mother, father, brother, sister, grandparents, or legal guardians) or by another 4-H'er from DeKalb County.**

JUDGING

1. RATING & PREMIUMS

- a. 4-H General Projects are evaluated on an individual basis through conferences between the 4-H'er and the judge. 4-H livestock exhibits are evaluated on an individual basis within their classes. All 4-H exhibits receive a blue, red, or white rating.
- b. 4-H exhibitors will receive their 4-H premium checks if/when money is received from the state for this purpose. 4-H premiums will be paid using an x-factor. Checks will be mailed to exhibitors.
- c. Grievances/Protests - The 4-H Grievance Committee shall consist of the 4-H Fair Superintendent and 4-H Extension staff. Judging concerns/questions should go to the appropriate department superintendent first. If the concern cannot be resolved, then the department superintendent may refer the concern to the Grievance Committee. All grievances must be filed in writing. Grievances should be submitted to an Extension staff member. Complaints must be brought before the Grievance Committee within 24 hours of the incident.

All first time 4-H'ers showing horses, rabbits, cats, dogs and poultry will need to complete the QUALITY ASSURANCE & ETHICS PROGRAM on the internet. This should be completed by June 8. Failure to complete this program will result in the 4-H'ers being ineligible to show their animals at the fair.

Tax Implications for Prizes, Gifts, or Awards

Program Participants (including minors) will be required to provide their social security number or foreign national tax ID number prior to receiving a prize, gift, or award to ensure proper IRS reporting as required by law. This sensitive information is kept confidential and handled through security protected software (PEAR). Participants will not be eligible for prize, gift, or award if social security or foreign national tax ID information is not provided.

- ❖ **Articles lost, stolen, or damaged are not the responsibility of the University of Illinois Extension DeKalb County.**

4-H CODE OF CONDUCT

The opportunity to participate in or attend 4-H activities is a privilege and not a right. All 4-H participants – youth, families, volunteers, and Extension staff – who participate in or attend any activity or event sponsored by the University of Illinois Extension 4-H Youth Development Program are expected to uphold the values of the Illinois 4-H program and conduct themselves according to the following standards. These standards also apply to online 4-H activity, including social media and internet presence. Our priority is to create a safe, inclusive space for learning, sharing and collaboration that is welcoming to people from diverse backgrounds, cultures, and perspectives. Diversity includes, but is not limited to race, color, religion, political beliefs, national or ethnic origin, immigration or citizenship status, sex, gender identity and expression, transgender status, sexual orientation, age, marital or family 108 status, educational level, learning style, pregnancy, physical appearance, body size, and individuals with disabilities.

1. **Create a Welcoming Environment for All.** Encourage everyone to fully participate in 4-H. Recognize that all people have skills and talents that can help others and improve the community. Though we will not always agree, we must disagree respectfully. When we disagree, try to understand why.
2. **Bring Your Best Self.** Conduct yourself in a manner that reflects honesty, integrity, self-control, and self-direction. Accept the results and outcomes of 4-H contests with grace and empathy for other participants. Accept the final opinions of judges and evaluators. Be open to new ideas, suggestions, and opinions of others.
3. **Obey the Law.** Commit no illegal acts. Do not possess, offer to others, or use alcohol, illegal drugs, or tobacco products which include e-pens, e-pipes, e-hookah, e-cigars, JUULs, vapes, vape pens or other electronic nicotine delivery systems. Do not possess or use weapons or firearms except as expressly permitted as part of supervised 4-H shooting sports programming. Do not attend 4-H activities under the influence of alcohol or illegal substances.
4. **Honor Diversity – Yours and Others’.** Respect and uphold the rights and dignity of all persons who participate in 4-H programs.
5. **Create a Safe Environment.** Do not carelessly or intentionally harm or intimidate anyone in any way (verbally, mentally, physically, or emotionally). Do not engage in romantic displays or sexual activities in either public or private situations. Be kind and compassionate toward others. Do not insult, harass, or bully others or engage in other hostile activities. Be considerate and courteous of all persons and their property.
6. **Be a Team Player.** Work cooperatively with all individuals involved in 4-H programs and activities. Be responsive to the reasonable requests of the person in charge. Respect the integrity of the group and the group’s decisions.
7. **Participate Fully.** Participate in and contribute to planned programs, be on time and follow through on assigned tasks/responsibilities in a manner that fosters the safety, well-being, and quality of the educational experience for self and others. Have fun!
8. **Watch What You Wear.** Use good judgment. Wear clothing suited for the activity in which you will participate. Dress in a manner that is respectful to yourself and others. Clothing that displays or promotes violence, obscenity, illegal activities, discrimination, or intimidation is prohibited. Do not wear revealing clothing, such as short skirts or shorts, midriff-baring tops, or anything showing undergarments.
9. **Be a Positive Role Model.** Act in a mature, responsible manner, recognizing you are role models for others and that you are representing both yourself and the University of Illinois Extension 4-H Youth Development Program. Be responsible for your behavior, use positive and affirming language, and uphold exemplary standards of conduct at all 4-H activities.

CONSEQUENCES Any of the following may be used, depending on severity of the situation:


1. Participant will receive a verbal warning.
2. Participant may remain at the event/activity but may be barred from future events.
3. Participant may be asked to leave the event/activity. If the participant is a youth, the parent(s) will be called, and the youth will be sent home at family’s expense.

4-H GENERAL PROJECTS SHOW

DEKALB COUNTY FARM BUREAU BUILDING

PHONE: 815-758-8194
THURSDAY, JULY 9, 2026

The 4-H Show and Fair are only open to 4-H members ages 8 to 18 years of age as of September 1, 2025.
Cloverbud participants are not permitted to compete at county events.

1. **Online entries are due by MONDAY, JUNE 8, 2026. NO late entries will be accepted.** To register projects for the General Project Show, go to: <http://dekalb4-hfair.fairentry.com>
2. Entries are limited to **one** in each exhibit area with the exceptions of Visual Arts and Foods projects. 4-H'ers are limited to receive one premium per class exhibited in premium eligible projects.
3. Exhibiting in the 4-H Exhibit is a privilege. It is the responsibility of the exhibitor to follow the general rules of this division and the exhibit requirements for the specific class entered.
4. The University of Illinois Extension personnel or their assigned agents do not assume liability for loss, theft, or damage to any exhibit.
5. All exhibits must be products of the current 4-H year (September 1, 2025 - August 31, 2026).
6. **Project Manuals:** Some projects require a project manual, book, workbook, or guide. These are indicated with a book icon. . Project books can be requested from the DeKalb County Extension office at 815/758-8194 preferable by June 8.
7. Entry tags to label exhibits will be mailed to 4-H'ers to attach before the general project show.
8. If a 4-H member needs a reasonable accommodation to participate in the 4-H General Project Show, please contact the DeKalb County Extension office at 815-758-8194 by June 8, 2026.
9. Exhibits will be evaluated in a scheduled conference between the member and an adult judge in the Farm Bureau Building. Individuals will be able to schedule appointments with the judge(s). If the 4-H member cannot show in-person, they can drop off the project before the judging begins with a completed project report.
Exhibitors should come prepared with all requirements of their exhibit classes met. Exhibitors should also be prepared to discuss with the judge: A) Process followed in making the exhibit, B) what you learned, and C) what you would do differently next time.
10. Exhibits will be released on Monday, July 13, 2026, from 8:00 a.m. to 4:30 p.m.
11. 4-H families are urged to make every attempt to have 4-H'ers present for their conference(s) with the judge(s) for the educational benefit. 4-H'ers who cannot judge in person may drop off their project before judging begins. The 4-H'er must complete the project report form. Failure to include the project report form could result in a lower ribbon rating. All other class requirements must be followed.
12. Emergency Procedures: In the event of a tornado, staff/guests should go immediately to coat closet in the main lobby or the lowest point in the theater prior to reaching the stage. In the event of a fire, all

staff/guests should exit the building by the nearest exit and convene in the lawn area in the northeast corner of the property adjacent to Prairie Dr.

COPYRIGHT AND CLOVER USAGE:

- **Copyright Reminder:** It is illegal for youth to use an image or brand that someone else owns as part of their 4-H project exhibit without the permission of the copyright/trademark holder.
 - Copyrighted or trademarked designs are not acceptable; this includes team logos, school logos, and/or characters from television, movies such as Disney characters, Iron Man etc.
 - More details in the new "Copyright Guidelines Tipsheet": go.illinois.edu/14HCopyrightGuidelines.
- **Use of the 4-H Name and Emblem:** Chartered 4-H Clubs and enrolled 4-H members are authorized to use the 4-H Name and Emblem. This includes permission for an enrolled 4-H member to use the 4-H name and emblem in exhibits you create for personal use as part of 4-H sponsored events. This includes 4-H decorated cookies, a 4-H Clover printed out for use in a scrapbook, etc.
- Use of the green clover shaped image is not protected. The 4-H Emblem is distinguished by the four H's that signify Head, Heart, Hands, and Health. No creative rendering, changing in color or shape of the official 4-H emblem is allowed.

CLOVERBUD

The following class is only open to official members of the Cloverbud program that are between the ages of 5 and 7 years as of September 1, 2025. Cloverbud exhibits will be reviewed on **Thursday, July 9**.

1. 4-H Cloverbud group should check in during the group's appointment time on Thursday, July 9 at the DeKalb County Farm Bureau Building.
2. Each Cloverbud group will be make an appointment to share with the judge what they learned in Cloverbuds this year. The 4-H Cloverbud Group leader may be present with the 4-H Cloverbud members as they share their experiences with the designated adult representative present. 4-H Cloverbud members should be prepared to discuss what they learned. This is a non-competitive sharing experience.
3. 4-H Cloverbuds is a non-premium class. 4-H Cloverbud participation ribbons will be awarded to each member of the group.
4. All Cloverbud displays can stay on display until Monday, July 13.
5. The 4-H Cloverbuds class is for youth 5-7 as of September 1, 2025, enrolled in a DeKalb County 4-H Cloverbud group. Enrollment in a 4-H Cloverbud group must have been made on or before April 15, 2026, to be eligible to participate in this division. 4-H Cloverbud members must be enrolled in the Cloverbud Project.
6. A date for the Cloverbud Graduation and Ice Cream Social will be announced in June. This ceremony will recognize those Cloverbud members completing their final year in the Cloverbud program before moving up to the traditional 4-H program. All graduating Cloverbud members are encouraged to be present.

***4-H CLOVERBUDS**

4-H Cloverbud Groups should prepare a display of one or more activities made or conducted from the 4-H Cloverbud curriculum. The display may be prepared jointly as a group or by individual 4-H Cloverbud members. All 4-H Cloverbud members are encouraged to be present at the time of sharing along with the contact leader.

*** Indicates ineligibility for State Fair – County project only**

AEROSPACE

The following classes are for 4-H youth 8 to 18 years of age. Aerospace projects will be judged during the **morning on THURSDAY, JULY 9, 2026.**

Two 4-H'ers can be selected for the Illinois State Fair from the Aerospace classes.

4-H'ers are limited to receive one premium per class exhibited in premium eligible projects. Premium values will be: Blue: 4X, Red: 3X, and White: 2X

Model Rocketry

Open to youth in Aerospace 1, Aerospace 2, Aerospace 3, and Aerospace 4

Exhibit one model rocket assembled or made by the member. The exhibit will be a static display. The model rocket should be in good flying condition. DO NOT include the rocket engine with your exhibit. The rocket will not be launched. Attach the printed directions for construction of the rocket if any were used.

Aerospace Display

Open to youth in Aerospace 1, Aerospace 2, Aerospace 3, and Aerospace 4

Prepare a display related to the aerospace project that does not fit in the model rocketry class. The exhibit may include, but isn't limited to, original works, objects, demonstrations, digital presentations, programs, websites, games, apps, performances, or posters that you have made. Choose whatever method best shows what you've learned. You must furnish any equipment you need for your exhibit. Internet service will not be provided for the exhibit. All exhibits must include something visual, such as a printed copy of a digital presentation, which will remain on display during the exhibition. Electronic equipment will only be used during your personal judging time and will not remain on display during the entire exhibit period.

THE BEST STEM PROJECT AWARD WILL BE GIVEN FOR AN EXHIBIT IN EITHER AEROSPACE, COMPUTER SCIENCE, ROBOTICS, MAKER, TECHNOLOGIES, ESPORTS OR DRONES.

The Department of Agriculture shall use its best efforts to secure sufficient appropriations to fund premiums. In any year for which the General Assembly of the State of Illinois fails to make an appropriation sufficient to pay such premiums, premiums amounts may not be accurately reflected in this Premium Book.

AGRONOMY

The following classes are for 4-H youth 8 to 18 years of age. Agronomy projects will be judged during the **afternoon on THURSDAY, JULY 9, 2026.**

Three 4-H'ers can be selected for the Illinois State Fair from the Agronomy classes.

4-H'ers are limited to receive one premium per class exhibited in premium eligible projects. Premium values will be: Blue: 4X, Red: 3X, and White: 2X

Soybeans - Record Book – Required

Exhibit five fresh plants (include root system that is washed) that are representative of member's 4-H project field; **OR** exhibit an experimental or educational project related to one experience from your project. Include explanation of the project in a report for public understanding. Include the member's crop records with the exhibit, such as the 4-H crop record found online at go.illinois.edu/4HCropsRecord, or an FFA crops record.

Corn Record Book – Required

Exhibit two fresh plants of field corn (include root system that is washed) that are representative of member's 4-H project field; **OR** exhibit an experimental or educational project related to one experience from your project. Include explanation of the project in a report for public understanding. *Sweet corn should be exhibited in Vegetable Gardening unless being raised under commercial contract by the exhibitor.* Include the member's crop records with the exhibit, such as the 4-H crop record found online at go.illinois.edu/4HCropsRecord, or an FFA crops record.

Small Grains - Record Book – Required

Exhibit one gallon of the current year's crop of oats, wheat, rye, or barley that is representative of the member's 4-H project field; **OR** exhibit an experimental or educational project related to one experience from your project. Include explanation of the project in a report for public understanding. Include the member's crop records with the exhibit, such as the 4-H crop record found online at go.illinois.edu/4HCropsRecord or an FFA crops record.

Hay - Record Book – Required

Exhibit one flake from a small bale (or the equivalent volume from a large or round bale) of dry hay in a clear plastic box with a lid or heavy-duty clear bag of the current year's hay crop that is representative of the member's 4-H project field; **OR** exhibit an experimental or educational project related to one experience from your project. Include explanation of the project in a report for public understanding. Include the member's crop records with the exhibit, such as the 4-H crop record found online at go.illinois.edu/4HCropsRecord or an FFA crops record.

Agronomy Innovation Class

Open to youth enrolled in any Agronomy project

Demonstrate the skills and knowledge you have gained through the Agronomy project. This could be related to, but not limited to crop production, crop utilization or topics of interest to the member related to agronomy. The exhibit may include, but isn't limited to, original works, objects, demonstrations, digital presentations, programs, websites, games, apps, performances, or posters which you have made. Choose whatever method best shows what you've learned. Your exhibit should not fit in the other exhibit options for this project. You must furnish any equipment you need for your exhibit. Internet service will not be provided for the exhibit. All exhibits must include something visual, such as a printed copy of a digital presentation, which will remain on display during the exhibition. Electronic equipment will only be used during your personal judging time and will not remain on display during the entire exhibit period.

THE BEST HORTICULTURE & GARDENING PROJECT AWARDS WILL BE GIVEN FOR AN EXHIBIT IN EITHER AGRONOMY, HORTICULTURE, FLORICULTURE, PLANTS & SOIL SCIENCE OR VEGETABLE GARDENING.

ANIMAL SCIENCE

The following classes are for 4-H youth 8 to 18 years of age. Animal projects will be judged during the **morning on THURSDAY, JULY 9, 2026.**

Two 4-H'ers can be selected for the Illinois State Fair from the Animal science classes, one in Animal Science 1 and one in Animal Science 2. Please make note that Veterinary Science is a separate class and can be found under the Veterinary Science Division.

For youth enrolled in Beef, Cat, Dairy Cattle, Dog, Horse, Goat, Llama/Alpaca, Poultry, Rabbit, Sheep, Small Pets, and Swine. Youth participating in the Animal Science General Project Show are not required to complete QAEC or YQCA.

4-H'ers are limited to receive one premium per class exhibited in premium eligible projects. Premium values will be: Blue: 4X, Red: 3X, and White: 2X

Animal Science 1

For youth enrolled in this project for 1-2 years.

Prepare a display focusing on any activity related to an animal project. Demonstrate the skills and knowledge you have gained through the animal project you studied. The exhibit may include, but isn't limited to, original works, objects, demonstrations, digital presentations, programs, websites, games, apps, performances, or posters which you have made. Choose whatever method best shows what you've learned. You must furnish any equipment you need for your exhibit. Internet service will not be provided for the exhibit. All exhibits must include something visual, such as a printed copy of a digital presentation, which will remain on display during the exhibition. Electronic equipment will only be used during your personal judging time and will not remain on display during the entire exhibit period. Live animals are not permitted as exhibits in this area. For safety reasons, exhibits cannot include glass, syringes with needles, or any other sharp objects.

Animal Science 2

For youth enrolled in this project for 3 or more years.

Prepare a display focusing on any activity related to an animal project. Demonstrate the skills and knowledge you have gained through the animal project you studied. The exhibit may include, but isn't limited to, original works, objects, demonstrations, digital presentations, programs, websites, games, apps, performances, or posters which you have made. Choose whatever method best shows what you've learned. You must furnish any equipment you need for your exhibit. Internet service will not be provided for the exhibit. All exhibits must include something visual, such as a printed copy of a digital presentation, which will remain on display during the exhibition. Electronic equipment will only be used during your personal judging time and will not remain on display during the entire exhibit period. Live animals are not permitted as exhibits in this area. For safety reasons, exhibits cannot include glass, syringes with needles, or any other sharp objects.

TWO AWARDS WILL BE GIVEN TO THE BEST ANIMAL SCIENCE OR VET SCIENCE PROJECTS

The Department of Agriculture shall use its best efforts to secure sufficient appropriations to fund premiums. In any year for which the General Assembly of the State of Illinois fails to make an appropriation sufficient to pay such premiums, premiums amounts may not be accurately reflected in this Premium Book

BABYSITTING

The following classes are for 4-H youth 8 to 18 years of age. Babysitting projects will be judged during the **afternoon on THURSDAY, JULY 9, 2026.**

Three 4-H'er can be selected for the Illinois State Fair from the Babysitting classes.

4-H'ers are limited to receive one premium per class exhibited in premium eligible projects. Premium values will be: Blue: 4X, Red: 3X, and White: 2X

Babysitting Display

Prepare a display that demonstrates the skills and knowledge you have gained studying babysitting. Topics might include, but are not limited to, selecting age-appropriate toys and activities, explaining child behavior, or recognizing child safety concerns. The exhibit may include, but isn't limited to, original works, objects, demonstrations, digital presentations, programs, websites, games, apps, performances, or posters that you have made. Choose whatever method best shows what you've learned. You must furnish any equipment you need for your exhibit. Internet service will not be provided for the exhibit. All exhibits must include something visual, such

as a printed copy of a digital presentation, which will remain on display during the exhibition. Electronic equipment will only be used during your personal judging time and will not remain on display during the entire exhibit period. For safety reasons, exhibits cannot include glass, syringes with needles or any other sharp objects.

Babysitting Video Tutorial

Create a short (1-5 minute) tutorial video intended for internet publishing that teaches the general public about a topic you learned about in your project learning. Topics for the tutorial video might include, but are not limited to, preparing healthy snacks for kids, looking for hazards in the home, things to avoid when selecting toys for kids, age-appropriate games or activities to use when babysitting, how to change a diaper, basic child first aid, etc.

As part of the video, youth must cite the sources of the information they present (either vocally or on screen as text). Videos should not include video or photo content not recorded by the 4-H'er. Videos should not promote any products and should follow all copyright guidelines. Videos in this category will be judged on the quality and accuracy of the information shared, as well as clarity of presentation, and how engaging they are to a general audience (not on filmmaking techniques).

Youth should have a signed model release for anyone appearing in the video besides themselves, and those should be brought to judging. Forms are available at go.illinois.edu/modelrelease.

You must furnish any equipment you need to show your video to the judge (laptop, tablet, etc.). Internet service is not guaranteed, so please have a hard copy of the video downloaded to your device to play. Electronic equipment will only be used during your personal judging time and will not remain on display during the entire exhibit period. All Exhibitors should also bring a copy of their video to be judged on a USB flash drive and saved in .MP4 format as a backup. In order for something to be on display at your local fair or show, fill out the video information sheet and bring it with you to judging: go.illinois.edu/4HBabysittingVideo. *Note: While exhibitors are encouraged to post their video on YouTube.com in advance of the fair, they are not required to do so. If they choose to upload to YouTube they may choose whether to make the video "public" (the video is searchable on the site), or "public, unlisted" (someone must have the link to view it). This will allow fairgoers to view the exhibits on display. Youth ages 13 to 17 should only be posting content to the internet with parental permission. Youth under 13 would need their parents to post the video for them.*

THE BEST CAREER & LEADERSHIP PROJECT AWARD WILL BE GIVEN FOR AN EXHIBIT IN EITHER COMMUNICATION, JOURNALISM, BABY SITTING, COLLEGE & CAREER READINESS, CONSUMER ED, LEADERSHIP.

CAREER DEVELOPMENT

The following classes are for 4-H youth 8 to 18 years of age. College & Career Readiness projects will be judged during the **afternoon on THURSDAY, JULY 9, 2026.**

Two 4-H'er can be selected for the Illinois State Fair from Build Your Future.

4-H'ers are limited to receive one premium per class exhibited in premium eligible projects. Premium values will be: Blue: 4X, Red: 3X, and White: 2X

Build Your Future - *Build Your Future Notebook* – Required 

Develop a career portfolio which includes the items listed below. Members are encouraged to spend more than one year involved in this project, so they have time to thoroughly explore the learning modules and develop a greater understanding of planning and preparing for their future and develop a comprehensive career planning portfolio. The original OR photocopies of the completed activities from the project manual should be included in the portfolio. Each year enrolled in the project should build on the previous year's learning experiences.

- **First Year** – Complete a minimum of Activities 1-4 from the Build Your Future project manual which includes: Skills...Choices...Careers; Making Career Connections; Build Your Future Through Portfolios; and Education Pay\$.
- **Second Year** – Complete a minimum of Activities 5-7 from the Build Your Future project manual which includes: Career FUNds; Turn Your 4-H Passion Into Profit; and Pounding the Pavement.
- **Third Year** – Complete a minimum of Activities 8-9 from the Build Your Future project manual which includes: Putting the Pieces Together: Goals for the Future; and Pathways to Success.

THE BEST CAREER & LEADERSHIP PROJECT AWARD WILL BE GIVEN FOR AN EXHIBIT IN EITHER COMMUNICATION, JOURNALISM, BABY SITTING, COLLEGE & CAREER READINESS, CONSUMER ED, LEADERSHIP.

CIVIC ENGAGEMENT

The following classes are for 4-H youth 8 to 18 years of age. Civic Engagement projects will be judged during the **afternoon on THURSDAY, JULY 9, 2026.**

Two 4-H'ers can be selected for the Illinois State Fair from the civic engagement classes

4-H'ers are limited to receive one premium per class exhibited in premium eligible projects. Premium values will be: Blue: 4X, Red: 3X, and White: 2X

Civic Engagement 1

Exhibit a display illustrating one of the following options: 1) personal information about yourself – who you are, things you like to do, things you are good at, your favorites; 2) your feelings and how you handle these feelings; 3) your family, their responsibilities, how you work together.

Civic Engagement 2 - Citizenship: Level 2 – My Neighborhood – Required

Exhibit a display illustrating one of the following options: 1) your neighborhood; 2) how you were a good neighbor or led a service project for your community; **OR** 3) a Citizenship Challenge that you helped organize and lead (see the project book for details).

Civic Engagement 3 - Citizenship: Level 3 – My Community and Me – Required

Exhibit a display illustrating one of the activities that you completed within your project as it relates to one of the following categories in the manual: 1) Government; 2) Business and Industry; 3) Transportation, Communication & Utilities; 4) Culture & Heritage; 5) Natural Resources & Environment; 6) Education; 7) Organizations within your community; 8) Tourism; **OR** 9) Support Systems within your community.

Civic Engagement Group Exhibit

Open to groups whose members are enrolled in any Civic Engagement project.

Exhibit a display illustrating how your group led a service project in your community. The exhibit may include, but isn't limited to, original works, objects, demonstrations, digital presentations, programs, websites, games, apps, performances, or posters which you have made. Choose whatever method best shows what you've learned. You must furnish any equipment you need for your exhibit. Internet service will not be provided for the exhibit. All exhibits must include something visual, such as a printed copy of a digital presentation, which will remain on display during the exhibition. Electronic equipment will only be used during your personal judging time and will not remain on display during the entire exhibit period. The display must be accompanied by at least 3 and no more than 10 4-H members at the time of the judge's critique. Groups wishing to include more than 10 members must ask for an accommodation, one week prior to judging. Group-members should make a 5- to 10-minute presentation to the judge. All group members present for the judge's critique should be able to discuss the project and answer questions. Only group members present for judging who participate in the actual critique and presentation are eligible for ribbons and premiums.

THE BEST GLOBAL CIVIC ENAGEMENT PROJECT AWARD WILL BE GIVEN FOR AN EXHIBIT IN EITHER CIVIC ENGAGMENT, SERVICE LEARNING, FAMILY HERITAGE, INTERCULTURAL

CLOTHING & TEXTILES

The following classes are for 4-H youth 8 to 18 years of age. Clothing & Textile projects will be judged during the **afternoon on THURSDAY, JULY 9, 2026.**

Three 4-H'ers can be selected for the Illinois State Fair from Sewing 1, 2, 3. Two 4-H'ers from Shopping in Style Beginner, Intermediate, Advanced. One 4-H'er from Costume Design. One 4-H'er from Clothing Embellishment.

4-H'ers are limited to receive one premium per class exhibited in premium eligible projects. Premium values will be: Blue: 4X, Red: 3X, and White: 2X


Costume Design & Clothing Embellishment

All exhibits entered in the Costume Design & Clothing Embellishment projects will be judged based on their creativity, planning, and execution. Exhibitors bringing garments should not wear their garments when they arrive for judging. The garment will be reviewed by the judges for construction first. Exhibitors will be asked to change into the garment as the second step of the judging process. For complicated costumes, judges may decide to waive the requirement to try on the outfit if they feel photos included in the Costume Design Workbook show the fit. If the garment was created for another individual, that person can come to judging to model the outfit, or photos of that person in the outfit can be supplied. (Only the exhibitor who made the garment is eligible for ribbon and premium.) If a pattern was used to make the item, the pattern instructions, either written or electronic, are to be included with the exhibit. Exhibit tags should be attached to the garment (preferably with a safety pin and string), not to the hanger. Garments may be worn before exhibiting but should be in good, clean condition. Both projects require youth to complete a project workbook and bring it to judging.


All clothing projects in these categories should follow copyright guidelines. See project resource guides for additional details.

Costume design members wishing to be judged primarily on the sewing construction techniques and fit of their costume should consider entering the Sewing projects instead of Costume Design. The level to be entered will depend on the sewing techniques used.

COSTUME DESIGN

- **Costume Design** - *Costume Design Workbook – Required* 
- Exhibit one costume, created by the member. The costume may contain multiple items. The costume may include supporting accessory pieces (shoes, jewelry, hats, etc.) that complete the look. Accessory items will not remain on display. If the member created any prop weapons as part of their costume (e.g. swords, firearms, bows, etc.) they may not bring them to judging. Those props can be included in the photographs of the completed look in the Illinois 4-H Costume Design Workbook. Bring a completed copy of the Costume Design Workbook (go.illinois.edu/4HCostumeWorkbook) to show your project journey. Youth should enter the class that aligns with their experience with costume design in any form (including outside of 4-H).
- **Costume Design Beginner** – For members with 2 or less years of experience in costume design (including this year)
- **Costume Design Advanced** – For members with 3 or more years of experience in costume design (including this year)

CLOTHING EMBELLISHMENT

- **Clothing Embellishment** - *Clothing Embellishment Workbook – Required* 
- Exhibit one look or outfit, consisting of no more than three coordinated pieces that have been embellished with 1 or more clothing embellishment techniques. Bring a completed copy of the Clothing Embellishment workbook (go.illinois.edu/4HEmbellishmentWorkbook) to show your project journey. No accessory items (such as shoes, jewelry, hats, etc.) should be brought to judging (they can instead be used in the final look photos in the project workbook). Youth should enter the class that aligns with the technique(s) used in their outfit.
- **Clothing Embellishment Applied**
- Decoration is attached by gluing, fusing, or painting. Examples: jewels, puff paints, appliqués, tie dye.
- **Clothing Embellishment Stitched**
- Decoration is hand-or machine-stitched. Examples: machine or hand sewing, such as
- adding a collar or skirt, appliqué, satin stitch, embroidery, quilting, beading, knitting or crochet (4-H'er does not need to create the knit or crochet piece themselves, it could be purchased or made by others but attached by the 4-H'er).
- **Clothing Embellishment Combination**
- Decoration includes any combination of both applied and stitched techniques across the outfit.

SEWING 1-3

All exhibits entered in Sewing 1-3 will be judged based on their construction and fit (if applicable). Exhibitors bringing garments should not wear their garments when they arrive for judging. The garment will be reviewed by the judges for construction first. Exhibitors will be asked to change into the garment as the second step of the judging process. If the garment was constructed for another individual, that individual must be present to wear the garment for the judge. (Only the exhibitor who made the garment is eligible for ribbon and premium.)

Construction and appearance will both be considered during judging. If a pattern was used to make the item, the pattern instructions, either written or electronic, are to be included with the exhibit. Exhibit tags should be attached to the garment, not to the hanger.

Members wishing to exhibit knitted items should enroll in Visual Arts Fiber (if original) or Visual Arts Heritage Arts (if made from a pattern). **We strongly encourage youth interested in pursuing quilting to enroll and exhibit in the Visual Arts Quilting project area.** Youth may still exhibit quilts in any level of Sewing as a “Sewn Non-Clothing” item, but these quilts will be judged using the Sewing rubric that evaluates the sewing skills and construction of the item. If exhibiting quilts in the Sewing area, all work on the quilt **MUST** be completed by the 4-H member. You cannot exhibit a quilt that was quilted by someone else. Quilts can be hand OR machine quilted as long as ALL work is completed by the exhibitor.

Sewing 1

Exhibits in Sewing 1 must be made from medium weight woven fabrics that will sew and press smoothly, flannel/fleece is acceptable. Solid color fabrics or those having an overall print are acceptable. We strongly advise youth do not select fabrics with plaid or stripe patterns as judges will expect stripes to match at seams, which is a more advanced-level skill. NO NAPPED or JERSEY KNIT fabric. Patterns should be simple WITHOUT DARTS, SET-IN SLEEVES, and COLLARS. Raglan and loose flowing sleeves are acceptable.

Exhibit one of the following in either the Non-Clothing, or Clothing exhibit divisions:

Non-Clothing Exhibits

Exhibit one of the following sewn items:

- Pillowcase
- Simple Pillow – no larger than 18” x 18”
- Bag/Purse – no zippers or button holes
- Other non-clothing item using skills learned in project manual

Clothing Exhibits

Exhibit one of the following sewn items:

- Simple top
- Simple pants, shorts, or skirt – no zipper or button holes
- Simple Dress – no zipper or button holes
- Other – other wearable item using skills learned in project manual (apron, vest, etc.)

Sewing 2

Exhibit one of the following in either the Non-Clothing, or-Clothing exhibit divisions:

Non-Clothing Exhibits

Exhibit one of the following sewn items:

- Recycled Clothing Accessory – Create a clothing accessory made from a used item. The item must be changed in some way in the redesign process. The finished accessory must reflect at least one skill learned in the project and exhibitor should be able to identify the skill used. A before picture and a description of the redesign process must accompany the exhibit. Clothing accessory may include: hat, bag, scarf, belt, etc. **OR**
- Non-Clothing Item OR Clothing Accessory – Create a non-clothing item or clothing accessory using at least one skill learned in this project. Exhibitor should be able to identify the skill used.

Clothing Exhibits

Exhibit one of the following sewn items:

- Recycled Clothing – Create a garment from used textile-based items. The original used item must be redesigned (not just embellished or decorated) in some way to create a new wearable piece of clothing. The finished garment must reflect at least one skill learned in this project and exhibitor should be able to identify the skill used. A before picture and a description of the redesign process must accompany the exhibit. **OR**

- Constructed Garment – Any garment with facings or curves. Should use at least one skill learned in this project and exhibitor should be able to identify the skills used. Garment should be appropriate for the age and experience of the member.

Sewing 3

Exhibit one of the following in either the Non-Clothing, or Clothing exhibit divisions:

Non-Clothing Exhibit

Exhibit one of the following sewn items:

- Recycled Clothing Accessory – Create a clothing accessory made from a used item. The item must be changed in some way in the redesign process. The finished accessory must reflect at least one skill learned in the project and exhibitor should be able to identify the skill used. A before picture and a description of the redesign process must accompany the exhibit. **OR**
- Non-Clothing Item OR Clothing Accessory – Create a non-clothing item or clothing accessory using at least one skill learned in this project. Exhibitor should be able to identify the skill used.

Clothing Exhibit

Exhibit one of the following sewn items:

- Recycled Clothing – Create a garment from used textile-based items. The original used item must be redesigned (not just embellished or decorated) in some way to create a new wearable piece of clothing. The finished garment must reflect at least one skill learned in this project and exhibitor should be able to identify the skill used. A before picture and a description of the redesign process must accompany the exhibit. **OR**
- Constructed Garment – Any garment constructed by the member which is appropriate for the age and experience of the exhibitor. Should use at least one skill learned in this project and exhibitor should be able to identify the skills used. Possible examples are wool garment, dress or jacket with set in sleeves and zipper or buttons and button holes, suit, evening gown or sport outfit.

Shopping in Style - *Shopping in Style Digital* – Required

Members are encouraged to spend more than one year involved in this project, so they have time to learn what clothing styles look best on them while they also gain skills in building a versatile wardrobe and staying within their budget. Each year enrolled in Shopping should build on previous year’s learning experience. For all levels of this project, participants should bring a garment to display and model for the judge.

Exhibit one of the following options that align with the Shopping in Style level:

Shopping in Style: Beginning (Levels 1 & 2) - *Shopping in Style Digital* – Required

Choose **one** of the following activities from Unit 1 or Unit 2 of the project book to exhibit:

- Exhibit should consist of a garment that reflects your personal style along with a poster or report that 1) explains how this garment reflects your style and how it influences what others think of you; **OR** 2) how your personal style either aligns or contradicts what is “in style” today. **OR**
- Exhibit should include a garment you purchased along with a poster or report that explains or illustrates how this garment is either 1) a modern version of a fad or fashion from an earlier decade; **OR** 2) how this garment reflects a different ethnic or cultural influence. Exhibit should include garment you purchased along with a poster or report that provides 1) a body shape discussion and how body shape influences clothing selections; **OR** 2) a color discussion that provides an overview of how different colors complement different hair colors and skin tones and how that influenced garment selection. Poster or report may include pictures from magazines, the

internet or actual photos of garments. **OR**

- Exhibit should include garment you purchased along with a poster or report that 1) explains how this garment uses the principles of design lines to create an illusion to alter appearance; **OR** 2) explains how color and texture of fabrics can complement or enhance appearance. Poster or report may include pictures from magazines, the internet, or actual photos of garments.

Shopping in Style: Intermediate (Levels 3 & 4) - *Shopping in Style Digital* – Required

Choose **one** of the following activities from Unit 3 or Unit 4 of the project book to exhibit:

- Exhibit should include two clothing items that were previously a part of your wardrobe that still fit but you don't wear anymore and pair them with something new to make them wearable again. Also include a report that explains why the garment was not being worn and what you did to transform it into a wearable garment again. **OR**
- Exhibit should include at least five pieces of clothing that exhibitor can mix and match to create multiple outfits. Include a poster or report that includes a clothing inventory AND describes what you have learned by completing this activity. Please bring at least one complete outfit from the selected clothing to display and model for the judge. **OR**
- Exhibit should include garment you purchased along with a poster or report that 1) includes a wardrobe inventory which indicates why you selected the garment you did, clothing budget, and cost of garment; **OR** 2) explains how advertising influences clothing purchases making a distinction between wants and needs; and how the purchase of this garment complements and/or extends your wardrobe. **OR**
- Exhibit should include garment you purchased along with a poster or report that 1) describes a cost comparison of this item completed by the exhibitor when purchasing the garment; should include variety of shopping options and/or price tracking at stores over a period of time; **OR** 2) provides a quality comparison rating the specific clothing item purchased based on care, construction, cost and unique features; should include construction quality details, design features that influenced selection, cost per wearing, and garment care.

Shopping in Style: Advanced (Level 5 & 6) - *Shopping in Style Digital* – Required

Choose **one** of the following activities from Unit 5 or Unit 6 of the project book to exhibit:

- Exhibit should include garment you purchased along with a poster or report that summarizes care requirements not only for this garment but also for garments made of other natural and synthetic fibers; exhibit should also include a care cost analysis for garments of different fibers. **OR**
- Exhibit should include garment you purchased which you have repaired or altered along with a poster or report that provides a clothing inventory list which includes cost savings for repaired items as compared to purchasing replacement garments. **OR**
- Exhibit should include multiple garments you purchased along with a poster or report that provides plans and commentary for a fashion show that would capture the attention of an audience. Fashion show plans should identify target audience, include show venue, purpose of the show, and logistical plan for the fashion show. This should also include a financial plan. Exhibitor should be prepared to demonstrate modeling skills and bring at least one garment to display and wear.

THE BEST CREATIVE ARTS PROJECT AWARD WILL BE GIVEN FOR AN EXHIBIT IN EITHER CLOTHING OR SHOPPING IN STYLE.

THE ELEANOR FEWELL MEMORIAL AWARD WILL BE GIVEN TO THE PARTICIPANT WITH THE BEST CONSTRUCTED CLOTHING OR SUPERIOR CONSTRUCTED NON CLOTHING EXHIBIT IN SEWING 1.

The Department of Agriculture shall use its best efforts to secure sufficient appropriations to fund premiums. In any year for which the General Assembly of the State of Illinois fails to make an appropriation sufficient to pay such premiums, premiums amounts may not be accurately reflected in this Premium Book.

COMMUNICATIONS

The following classes are for 4-H youth 8 to 18 years of age. Communications projects will be judged during the **afternoon on THURSDAY, JULY 9, 2026.**

Two 4-H'ers can be selected for the Illinois State Fair from Journalism or Communications.

4-H'ers are limited to receive one premium per class exhibited in premium eligible projects. Premium values will be: Blue: 4X, Red: 3X, and White: 2X

Communications 1, 2, 3 - Communications Module 1, 2 or 3 – Required 

For 1st year enrolled in project: Exhibit a binder portfolio showcasing at least three activities from the project manual. Show basic activities and anything that extended lessons. For 2nd and 3rd years in project: Include everything from earlier years' work and add a section showcasing at least four additional activities per year.

Journalism, News & Social Media - Journalism, News & Social Media – Required 

Exhibit a binder portfolio showing the results of the appropriate year's activities noted below:

- **Year 1:** Results of doing a minimum of 5, 2-star activities, answering all the questions in the activities.
- **Year 2:** Results of doing a minimum of 5, 2-star activities, answering all the questions in the activities.
- **Year 3:** Results of doing a minimum of 5, 3-star activities. One of the activities must include writing an advance story, a follow-up story, or a feature story.
- **Year 4:** Results of doing at least 2, 2-star activities and 3, 3-star activities. If the activities include making an audio or videotape, State Fair will provide a way for the judge to view or listen to it.

THE BEST CAREER & LEADERSHIP PROJECT AWARD WILL BE GIVEN FOR AN EXHIBIT IN EITHER COMMUNICATION, JOURNALISM, BABYSITTING, COLLEGE & CAREER READINESS, CONSUMER ED, LEADERSHIP.

COMPUTER SCIENCE

The following classes are for 4-H youth 8 to 18 years of age. Computer Science projects will be judged during the **morning on THURSDAY, JULY 9, 2026.**

Three 4-H'ers can be selected for the Illinois State Fair from the Computer classes.

4-H'ers are limited to receive one premium per class exhibited in premium eligible projects. Premium values will be: Blue: 4X, Red: 3X, and White: 2X

Exhibitors may bring computer equipment for demonstration purposes. Computers will not be furnished. Internet connections are not available for use by exhibitors. Any member found to be using computer software in a manner that infringes on copyright laws will be disqualified.

Beginning Visual Programming

Open to youth in Computer Science Visual Based Programming.

Exhibit a simple program using Scratch (or other simple visual programming language). The program should include 8 different commands including looping and getting input from the keyboard and mouse. All exhibits must

include something visual, such as a poster or printed copy of a digital presentation, which will remain on display during the exhibition. Electronic equipment will only be used during your personal judging time and will not remain on display during the entire exhibit period.

Intermediate Visual Programming

Open to youth in Computer Science Visual Based Programming.

Exhibit a program using Scratch (or other simple visual programming language) that you have downloaded from the internet and modified. Compare the two programs and demonstrate the changes you made to the original program; **OR** create an animated storybook using Scratch (or other simple graphical programming language). All exhibits must include something visual, such as a poster or printed copy of a digital presentation, which will remain on display during the exhibition. Electronic equipment will only be used during your personal judging time and will not remain on display during the entire exhibit period.

Advanced Visual Programming

Open to youth in Computer Science Visual Based Programming.

Exhibit a video game you have created in Scratch (or other simple visual programming language). All exhibits must include something visual, such as a poster or printed copy of a digital presentation, which will remain on display during the exhibition. Electronic equipment will only be used during your personal judging time and will not remain on display during the entire exhibit period.

Website Design

Open to youth in any Computer Science Project Area.

Exhibit an original website that you have designed using a programming language such as HTML (cannot be made with website builder like Wix or Squarespace). Internet access will not be provided, so exhibitors must supply their own internet hotspot or the website must be hosted on the exhibitor's computer. All exhibits must include something visual, such as a poster or printed copy of a digital presentation, which will remain on display during the exhibition. Electronic equipment will only be used during your personal judging time and will not remain on display during the entire exhibit period.

Text-Based/Open Source Computer Science

Open to youth enrolled in any Computer Science or Robotics project

Demonstrate the skills and knowledge you have gained through the Computer Science project using a text-based programming language (Python, Java, C, etc.). The exhibit may include, but isn't limited to, original works, objects, demonstrations, digital presentations, programs, websites, games, apps, performances, or posters which you have made. Choose whatever method best shows what you've learned. Your exhibit should not fit in the other exhibit options for this project. You must furnish any equipment you need for your exhibit. Internet service will not be provided for the exhibit. Exhibits in this class may also demonstrate successful application of open source (publicly available) computing software and/or hardware, such as Raspberry Pi and Linux, to accomplish a task. All exhibits must include something visual, such as a poster or printed copy of a digital presentation or programming flowchart, which will remain on display during the exhibition. Exhibits in this area will be judged on the computer science programming. Electronic equipment will only be used during your personal judging time and will not remain on display during the entire exhibit period. Exhibits in this class must be able to fit on no more than a 3' x 2' space (or ground footprint).

THE BEST STEM PROJECT AWARD WILL BE GIVEN FOR AN EXHIBIT IN EITHER AEROSPACE, COMPUTER SCIENCE, ROBOTICS, MAKER, TECHNOLOGIES, ESPORTS OR DRONES.

The Department of Agriculture shall use its best efforts to secure sufficient appropriations to fund premiums. In any year for which the General Assembly of the State of Illinois fails to make an appropriation sufficient to pay such premiums, premiums amounts may not be accurately reflected in this Premium Book

CONSUMER EDUCATION

The following classes are for 4-H youth 8 to 18 years of age. Consumer Ed projects will be judged during the **afternoon on THURSDAY, JULY 9, 2026.**

Two 4-H'ers can be selected for the Illinois State Fair from the Consumer Ed classes.

4-H'ers are limited to receive one premium per class exhibited in premium eligible projects. Premium values will be: Blue: 4X, Red: 3X, and White: 2X


Entrepreneurship: Be the E! - *Be the "E" Entrepreneurship Guide – Required* 

Exhibit a binder portfolio or display that includes the results of at least two completed activities from each year the exhibitor has been enrolled in the project. Completed activities from previous years should be included.

My Financial Future 1 Beginner - *My Financial Future Beginner Youth Notebook – Required* 

Develop a Financial Planning portfolio which includes the items listed below. This project can be completed all in one year; or a member may take several years to explore each of the activities and develop a more detailed financial plan. The original OR photocopies of the completed activities from the project manual should be included in the portfolio. Each year enrolled in the project should build on previous year's experiences.

- **First Year** – Complete a minimum of Activities 1-6 from the My Financial Future – Beginner project manual which includes: Who Needs This?; Let's get SMART; Bringing Home the Bacon; Managing Your Money Flow; My Money Personality; and Money Decisions.
- **Second Year and Beyond** – Complete a minimum of Activities 7-11 from the My Financial Future – Beginner project manual which includes: Banking your \$\$\$\$; Charging it Up; Check it Out; Better than a Piggy Bank!; and My Work; My Future.

My Financial Future 2 Advanced - *My Financial Future Advanced Notebook – Required* 

Building on your previous work in My Financial Future – Beginner project, continue adding to your Financial Planning portfolio which includes the items listed below. Members are encouraged to spend more than one year involved in this project, so they have time to thoroughly explore the learning modules and develop a greater understanding of financial literacy, planning for their future, and develop a comprehensive career and financial planning portfolio. The original OR photocopies of the completed activities from the project manual should be included in the portfolio. Each year enrolled in the project should build on previous year's learning experiences.

- **First Year** – Complete a minimum of two activities from Module 1: Earning Income and Career Planning and Module 2: Organizing Your Flow.
- **Second Year** – Complete all activities not previously completed in Module 1: Earning Income and Career Planning and Module 2: Organizing Your Flow; **AND** a minimum of two of the activities from Module 3: Working with Banks and Credit Unions: Bank on It and Module 4: Making Your \$ Work 4 U.
- **Third Year and Beyond** – Complete all activities not previously completed in Module 3: Working with Banks and Credit Unions: Bank on It and Module 4: Making Your \$ Work 4 U; **AND** a minimum of two activities from Module 5: Credit and Consumer Breadcrumbs.

THE BEST CAREER & LEADERSHIP PROJECT AWARD WILL BE GIVEN FOR AN EXHIBIT IN EITHER COMMUNICATION, COLLEGE & CAREER READINESS, CONSUMER ED, JOURNALISM OR LEADERSHIP

CREATING WITH BUILDING BRICKS

The following classes are for 4-H youth 8 to 18 years of age. Creative with Building Bricks projects will be judged during the **morning on THURSDAY, JULY 9, 2026.**

Three 4-H'ers can be selected for the Illinois State Fair from the Creating with Building Bricks classes.

4-H'ers are limited to receive one premium per class exhibited in premium eligible projects.

Premium values will be: Blue: 4X, Red: 3X, and White: 2X

All exhibits entered in the Creating with Building Bricks project must follow these guidelines:

- All projects must be original designs by the exhibitor built entirely with building brick elements (no kits or following build directions created by others are allowed). Exhibitors can use techniques learned from kits, build directions, and guides to create their own original designs.
- All projects should follow copyright guidelines. No re-creating copyrighted characters or logos out of bricks. No recreating copyrighted images in brick form, including as mosaics. Legally sourced branded items can be used as part of the exhibit (i.e. licensed minifigures and licensed printed parts). See project resource guide for additional details at go.illinois.edu/4HBuildingBrickResources.
- All physical builds (with the exception of hangable art) must be 30" by 30" (table space length and width) or less (i.e. 4 total of the 48 by 48 stud baseplate in a square formation or smaller). Pieces of the build should not extend horizontally beyond the maximum size. There is no height limit. Mosaics or other entries in the art category that are intended to be hung from a wall have a maximum size of 32" by 42" and a depth no greater than 3 inches. Virtual builds have no size restrictions.
- Builds should be 4-H appropriate and aligned with principles in the 4-H Code of Conduct.
- Youth should exhibit in only one build category.

Creating with Building Bricks: Art

Exhibit one visual art piece created with building bricks as the medium. This includes things like sculptures and mosaics. Pieces in this category are judged on art principles.

Creating with Building Bricks: Building

Exhibit one building constructed with building bricks, such as a house or skyscraper. Replicas of existing buildings, such as a personal home, are allowed in this category.

Creating with Building Bricks: Creature

Exhibit one real or imaginary animal, monster, or person created with building bricks. This category includes domestic animals (like pets and farm animals), wild animals (current or extinct), as well as fantasy creature builds (like dragons, aliens, monsters, and unicorns. All creatures must be brick built (no mixed and matched minifigures are allowed).

Creating with Building Bricks: Functional

Exhibit one non-mechanical item built from building bricks that can be used in the real world, like a jewelry box, pencil cup, or phone charging stand. Bring a printed picture of the build in use.

Creating with Building Bricks: Mechanical

Exhibit one device constructed with building bricks, which includes mechanical movement to accomplish a real-world task. Use of gears and technic style elements is encouraged. Example builds include a functioning clock, candy vending machine, etc. Mechanical builds will frequently combine various simple machines like levers, pulleys, screws, and axles to achieve tasks. Mechanical builds can use motor elements.

Creating with Building Bricks: Object

Exhibit one full-size or scaled (shrunk down or enlarged) replica of a real-world object, like a food item, household object, or plant, built from building bricks. Leave any brand logos off your replica. Bring a printed picture of the item you are replicating to judging so judges can compare your build to the real thing.

Creating with Building Bricks: Scene/Storytelling

Exhibit one scene that tells a story built with building bricks. Scenes will typically display some type of action (or implied action). Scenes can be realistic or set in imaginary worlds. Builds can incorporate items from the other exhibit categories (such as creatures, buildings, and vehicles) as well as minifigures.

Creating with Building Bricks: Vehicle

Exhibit one vehicle built with building bricks. This category includes things like cars, boats, trains, airships, and spaceships.

Creating with Building Bricks: Virtual

Create an original build using virtual building brick software such as BrickLink Studio, MecaBricks Workshop, or LeoCAD. Exhibits in this category can be of anything that would fit in any of the other build categories but are instead built digitally. Export or screenshot a minimum of 6 images of the entire build from different angles (top, bottom, both sides, front, and back images are required) and bring printed copies of the images in a standard size pocket folder or 3-ring binder. Youth may include additional images (beyond the required 6) from different angles that they feel help capture the entirety of the build and may include shots focused on important build details that are not easy to see in the required images. Please label each image (i.e. “front view”, “back view”, “bottom view”, “detail of front” etc.). Youth should be prepared to discuss what software they used with the judge.

CREATIVE WRITING

The following classes are for 4-H youth 8 to 18 years of age. Creative Writing projects will be judged during the **afternoon on THURSDAY, JULY 9, 2026.**

Two 4-H'ers can be selected for the Illinois State Fair from the following creative writing or poetry classes.

4-H'ers are limited to receive one premium per class exhibited in premium eligible projects.

Premium values will be: Blue: 4X, Red: 3X, and White: 2X

Creative Writing

Submit one of the following. The entry is to be typewritten on 8 ½ x 11 paper and include exhibitor's name. Entries must be original and **written for the 4-H project.** Stories should be double-spaced. If you want to be judged on the artistic aspects of your graphic novel, this project should be entered in Visual Arts: Chalk, Carbon, Pigment.

- **Short Story** – A fiction piece comprised of three basic elements: a theme, a plot, and characters. Submit one story, maximum length – 2,000 words.
- **Essay** – A short nonfiction composition in which a theme is developed, or an idea is expressed. Submit one essay, maximum length – 500 words.
- **Feature Story** – Nonfiction human-interest story judged on interest to readers, writing style, readability, and thoroughness of coverage. Submit one story, maximum length – 1,000 words.

Poetry

Submit one of the following. The entry is to be typewritten on 8 ½ x 11 paper and include exhibitor's name. Entries must be original and **written for the 4-H project.** Poems may be single-spaced. The entries should be submitted by August 1 to the state 4-H office.

- **Rhymed Poetry** – An interpretation of a subject in rhymed verse. Submit a collection of three poems.
- **Free Style Poetry**– An interpretation of a subject in unrhymed verse. Submit a collection of three poems.

THE BEST CREATIVE ARTS PROJECT AWARDS WILL BE GIVEN FOR AN EXHIBIT IN EITHER CREATIVE WRITING, INTERIOR DESIGN OR THEATRE ARTS.

The Department of Agriculture shall use its best efforts to secure sufficient appropriations to fund premiums. In any year for which the General Assembly of the State of Illinois fails to make an appropriation sufficient to pay such premiums, premiums amounts may not be accurately reflected in this Premium Book.

DRONES: Unmanned Aerial Vehicles/Systems

The following classes are for 4-H youth ages 8-18 years. Drone projects will be judged during the **morning on THURSDAY, JULY 9, 2026.**

Two 4-H'ers can be selected for the Illinois State Fair from Drone classes.

4-H'ers are limited to receive one premium per class exhibited in premium eligible projects. Premium values will be: Blue: 4X, Red: 3X, and White: 2X

Choose one of the following classes based on your interest and skill level. Each exhibitor must complete the first 2 sections, and at least 3 Real World Missions in the Quads Away Curriculum and display a completed mission logbook.

UAV Display - Unmanned Aerial Vehicles/Systems: Drones – Required

Prepare a display related to the Drones/UAV project on the topic of your choosing. The exhibit may include, but isn't limited to, original works, objects, demonstrations, digital presentations, programs, websites, games, apps, performances, or posters which you have made. Choose whatever method best shows what you've learned. You must furnish any equipment you need for your exhibit. Internet service will not be provided for the exhibit. All exhibits must include something visual, such as a printed copy of a digital presentation, which will remain on display during the exhibition. Electronic equipment will only be used during your personal judging time and will not remain on display during the entire exhibit period. Non-UAV/ Drone projects should not be entered in this class (see Aerospace Display).

UAV Unmanned Aerial Systems - Unmanned Aerial Vehicles/Systems: Drones – Required

Exhibit one unmanned aerial vehicle and associated system assembled or made by the member. UAV or drone exhibits in this class must be either originally designed or built from a kit of reconfigurable parts and components. These displays are limited to multicopters (tri, quad, hex, and octocopters), as well as FPV airplanes and flying wings with wingspans up to 36". A detailed build log with pictures, as well as a mission logbook must be included. The UAV MUST have a flight controller and utilize a camera/video transmission system. The exhibit will be a static display. The drone should be in good flying condition with batteries fully charged, and all UAS components (including video system) ready to demonstrate. DO NOT display your UAV with the propellers on, but rather on the table to the side of your UAV. The drone will not be flown. Attach the printed directions/instructions of the UAV if any were used.

THE BEST STEM PROJECT AWARDS WILL BE GIVEN FOR AN EXHIBIT IN EITHER AEROSPACE, COMPUTER SCIENCE, ROBOTICS, MAKER, TECHNOLOGIES, ESPORTS OR DRONES.

ELECTRICITY

The following class is for 4-H youth 8 to 18 years of age. Electricity projects will be judged during the morning on THURSDAY, JULY 9, 2026.

Three 4-H'ers can be selected for the Illinois State Fair from Electricity classes.

4-H'ers are limited to receive one premium per class exhibited in premium eligible projects. Premium values will be: Blue: 4X, Red: 3X, and White: 2X

Electricity 1

May only be battery-powered projects using battery components and wiring. Exhibit a momentary switch, simple switch, basic circuit, electromagnet, galvanometer, **OR** an electric motor. All projects must include a report explaining how the project was constructed, and the principles demonstrated. Projects using paper clips, cardboard, thumbtacks, and brads are not eligible for state fair exhibits in electricity. Members wishing to exhibit these types of projects should consider exhibiting in Junk Drawer Robotics 1 or 2.

Electricity 2

May only be battery-powered projects using battery components and wiring. Exhibit a circuit board demonstrating parallel and series switches, including a circuit diagram; 3-way or 4-way switch circuit using DC/battery; **OR** a basic electrical device (examples: rocket launcher, burglar alarm, etc.). All projects must include a report explaining how the project was constructed, and the principles demonstrated. Projects using paper clips, cardboard, thumbtacks, and brads are not eligible for state fair exhibits in electricity. Members wishing to exhibit these types of projects should consider exhibiting in Junk Drawer Robotics 1 or 2.

Electricity 3

Exhibit a 120V lighting fixture or other appliance that uses a switch; **OR** two electrical household circuits using 120V materials to comply with National Electrical Code, one with a simple on/off switch to control bulb, and one using 3-way switches to control light from two locations; **OR** other project which demonstrates principles in the Wired for Power book. All electricity projects must include a report, explaining how the project was constructed, and principles for its operation.

Electricity 4

Exhibit any electronic or solid-state appliance. Exhibitor must be able to explain how the project was constructed, how it is to be used and how it works. When a project is being constructed, general safety and workmanship should be considered. All Electricity 4 projects must include a report explaining how the project was constructed, and principles for its operation.

**THREE BEST STEM PROJECT AWARDS WILL BE GIVEN FOR EXHIBITS IN EITHER,
ELECTRICITY, SMALL ENGINES, TRACTOR OR WELDING.**

ENTOMOLOGY - GENERAL

The following classes are for 4-H youth 8 to 18 years of age. Entomology projects will be judged during the morning on THURSDAY, JULY 9, 2026.

Two 4-H'ers can be selected for the Illinois State Fair from Entomology classes.

4-H'ers are limited to receive one premium per class exhibited in premium eligible projects. Premium values will be: Blue: 4X, Red: 3X, and White: 2X

Size and number of exhibit cases should relate appropriately to the number of insects being displayed for a specified class. Cases should be no deeper than 4". Exhibitors should note that Entomology exhibits may be placed UPRIGHT for display. All displays should be comprised of non-living specimens properly prepared for display. Rules for pinning and labeling insects are available at the following site:

<https://extension.entm.purdue.edu/401Book/default.php?page=home>. Projects focused on Arachnids (Spiders) should be displayed in Nature: Natural Resources & Outdoor Adventures in the Exploring Your Environment (50257a or 50257b) class.

Entomology 1 - Teaming With Insects 1 – Required

Exhibit 15-29 or more species representing four or more orders. The collection must be accurately labeled. Exhibitors must also include the Entomology 1 project manual, *Teaming With Insects 1*, with at least one completed activity for each year enrolled. For youth exhibiting the same collection over multiple years, at least 25% of the specimens in the collection must have been collected in the current 4-H year.

Entomology 2 - Teaming With Insects 2 – Required

Exhibit 30-59 or more species representing eight or more orders. Collection must be accurately labeled. Exhibitors must also include the Entomology 2 project manual, *Teaming With Insects 2*, with at least one completed activity for each year enrolled. For youth exhibiting the same collection over multiple years, at least 25% of the specimens in the collection must have been collected in the current 4-H year.

Entomology 3 - Teaming With Insects 3 – Required

Exhibit 60 or more species representing twelve or more orders. Collection must be accurately labeled. Exhibitors must also include the Entomology 3 project manual, *Teaming With Insects 3*, with at least one completed activity for each year enrolled. For youth exhibiting the same collection over multiple years, at least 10% of the specimens in the collection must have been collected in the current 4-H year.

Entomology Display

Open to youth enrolled in Entomology 1, 2 or 3.

Exhibit any activity or display related to Entomology that does not fit into Entomology Classes 1, 2 or 3 above. The exhibit may include, but isn't limited to, original works, objects, demonstrations, digital presentations, programs, websites, games, apps, performances, or posters which you have made. Choose whatever method best shows what you've learned. You must furnish any equipment you need for your exhibit. Internet service will not be provided for the exhibit. All exhibits must include something visual, such as a printed copy of a digital presentation, which will remain on display during the exhibition. Electronic equipment will only be used during your personal judging time and will not remain on display during the entire exhibit period.

ENTOMOLOGY - BEEKEEPING

The following classes are for 4-H youth 8 to 18 years of age. Beekeeping projects will be judged during the **morning on THURSDAY, JULY 9, 2026.**

Two 4-H'ers can be selected for the Illinois State Fair from Beekeeping classes.

4-H'ers are limited to receive one premium per class exhibited in premium eligible projects. Premium values will be: Blue: 4X, Red: 3X, and White: 2X

Create an exhibit that shows the public what you learned in the beekeeping project this year. **Note:** No beehives may be exhibited. Honey moisture content will be measured at the State Fair for Level 2 & 3. Fill level: the honey should be filled to the jar shoulder, not over, nor under. Chunk honey should go in a wide-mouth jar, preferably one specially made for chunk

honey (see beekeeping catalog [HillCo LLC Beekeeping Equipment Catalog](#)). Be careful to distinguish “chunk honey” (comb in jar) from “cut comb” (comb only in plastic box). *Honey exhibited (including chunk, cut comb, and sections) must be collected since the previous year’s fair.*

Beekeeping 1 - Exhibit an educational display for one (1) of the following:

- Flowers used to make honey. Display pressed flowers from ten (10) different Illinois plants that bees use for making honey.
- Uses of honey and beeswax.
- Setting up a beehive.
- Safe handling of bees.
- Equipment needed by a beekeeper.

Beekeeping 2

Exhibit one (1) of the following:

- Extracted honey: Three (3) pint jars (glass, screw-top), holding 1lb. of honey each.
- Chunk honey (comb in jar): Three (3) pint jars (wide-mouth, glass).
- Cut-comb honey: Three (3) 1lb. boxes (boxes are usually 4 ½” x 4 ½” in size).
- Section honey: Three (3) sections of comb honey (in basswood boxes or Ross rounds).
- Working with honey bees. Present a topic from your manual to teach fairgoers about working with honey bees. Use your knowledge and creativity to display this information on a poster or in a notebook.

Beekeeping 3

Exhibit three (3) of the five (5) kinds of honey listed below (#1-5) or prepare an educational display about honey bees or beekeeping (#6).

1. Extracted honey: Three (3) pint jars (glass, screw-top), holding 1 lb. of honey each.
2. Chunk honey (comb in a jar): Three (3) pint jars (wide-mouth, glass) .
3. Cut-comb honey: Three (3) 1 lb. boxes (boxes are usually 4 ½” x 4 ½” in size).
4. Comb honey: Three (3) sections (honey built by bees in frames of wood commonly called “sections”) (boxes are usually 4 ½” x 4 ½” in size).
5. Section honey: Three (3) sections of comb honey (in basswood boxes or Ross rounds) **OR**
6. Prepare an educational display about honey bees or beekeeping.

THE BEST ENVIRONMENTAL SCIENCE PROJECT AWARD WILL BE GIVEN FOR AN EXHIBIT IN EITHER ENTOMOLOGY OR BEEKEEPING.

The Department of Agriculture shall use its best efforts to secure sufficient appropriations to fund premiums. In any year for which the General Assembly of the State of Illinois fails to make an appropriation sufficient to pay such premiums, premiums amounts may not be accurately reflected in this Premium Book.

ESPORTS

The following classes is for 4-H youth 8 to 18 years of age. Esports projects will be judged during the **morning on THURSDAY, JULY 9, 2026.**

Three 4-H'ers can be selected for the Illinois State Fair from Esports class.

4-H'ers are limited to receive one premium per class exhibited in premium eligible projects. Premium values will be: Blue: 4X, Red: 3X, and White: 2X

All exhibitors must complete all activities in the Illinois 4-H eSports Curriculum.

Esports - Illinois 4-H Esports Curriculum – Required

Compete in at least 1 ranked tournament online or in person (either as a team or solo), and fully document your progress throughout. Any game with a documentable bracket system, and at least 3 rounds counts. Be sure to include a description of the tournament, your match information, your win-loss record, and description of the game and platform being used to play the game (RAM requirements/capabilities of your machine, video card specs., etc.). Prepare a PowerPoint presentation describing your journey through Esports (including your 1 mandatory tournament), what you have learned about gaming/Esports, and why you think more youth should be involved. Also include a detailed description of your most important win, explaining your strategy in that victory. Be sure to include screenshots and video, if possible. Load your presentation to a USB drive. Must include a visual presentation.

THE BEST STEM PROJECT AWARD WILL BE GIVEN FOR AN EXHIBIT IN EITHER AEROSPACE, COMPUTER SCIENCE, ROBOTICS, MAKER, TECHNOLOGIES, ESPORTS OR DRONES.

EXPLORATORY* (not eligible for state fair)

The following classes is for 4-H youth 8 to 18 years of age. Exploratory projects will be judged during the **afternoon on THURSDAY, JULY 9, 2026.**

***Indicates ineligibility for State Fair. County exhibit only.**

4-H'ers are limited to receive one premium per class exhibited in premium eligible projects. Premium values will be: Blue: 4X, Red: 3X, and White: 2X

*Exploratory - Welcome to 4-H - Required

Youth ages 8 – 10 may exhibit a display on one of the following topics from the project book:

- Windowsill gardening; **OR**
- 4-H animals; **OR**
- 4-H family; **OR**
- Coat of arms

*Collectibles My Favorite Things (Collectibles) - Required

Bring your completed project book and your collection or examples of your collection (if it's too large to bring) with pictures of total collection, OR an exhibit or poster illustrating one feature of the project.

FAMILY HERITAGE

The following classes are for 4-H youth 8-18 years of age. Family Heritage projects will be judged during the **afternoon on THURSDAY, JULY 9, 2026.**

One 4-H'er can be selected for the Illinois State Fair from any of the Family Heritage classes.

4-H'ers are limited to receive one premium per class exhibited in premium eligible projects. Premium values will be: Blue: 4X, Red: 3X, and White: 2X

Family Heritage

Prepare an exhibit of items, pictures, maps, charts, slides/tapes, drawings, illustrations, writings or displays that depict the heritage of the member's family or community or 4-H history. Please note: Exhibits are entered at 4-H'ers own risk. 4-H is not responsible for loss or damage to family heirloom items or any items in this division. **Due to space restrictions, exhibits are limited to 36" x 48" and 15" deep.**

THE BEST GLOBAL CIVIC ENGAGEMENT PROJECT AWARD WILL BE GIVEN FOR AN EXHIBIT IN EITHER
CIVIC ENGAGEMENT, SERVICE LEARNING, FAMILY HERITAGE, INTERCULTURAL

The Department of Agriculture shall use its best efforts to secure sufficient appropriations to fund premiums. In any year for which the General Assembly of the State of Illinois fails to make an appropriation sufficient to pay such premiums, premiums amounts may not be accurately reflected in this Premium Book

FOODS & NUTRITION

The following classes are for 4-H youth 8-18 years of age. Foods & Nutrition projects will be judged during the **afternoon on THURSDAY, JULY 9, 2026.**

Seven 4-H'ers can be selected for the Illinois State Fair from Cooking 101, 201, 301, 401, Food Innovation, or Food Preservation classes. Two 4-H'ers can be selected from Global Gourmet, Kitchen Boss, Science Fun with Dairy Foods, Science Fun with Kitchen Chemistry, or What's on Your Plate, Exploring Food Science 1-4 classes

4-H'ers are limited to receive one premium per class exhibited in premium eligible projects.
Premium values will be: Blue: 4X, Red: 3X, and White: 2X

***Exhibitors in 4-H Cooking 101, 201, 301 or 401 have the option to prepare and show two foods per project area.**

Example: A 4-H member in 4-H Cooking 101 can bake and show a coffeecake and 3 cookies (or any combination of 2 out of the 3 eligible items).

NOTE: To help us better prepare for judging we are **requiring** everyone to let us know what type of item you will be exhibiting.

All food entries, except frozen and canned foods, should be placed on a disposable plate (appropriate for the size of the exhibit) and put in a plastic bag. Entries are limited to two per project

4-H Cooking 101 - 4-H Cooking 101 – Required

Using the recipes included in the project manual (which are also available at go.illinois.edu/Cooking101Recipes), prepare an exhibit for **one** of the classes below. No icing should be on any products. **No ingredient additions or substitutions should be made to the recipes**, unless they are to accommodate food allergies, sensitivities, or special diets (i.e. nut allergy, gluten intolerance, vegetarian/vegan diet, etc.). If you make changes to the recipe due to the reasons listed above, bring a copy of the recipe with your changes and be prepared to discuss them with the judge. Bars, coffeecake, or cookies should be displayed on a disposable plate placed in a zip-sealing plastic bag. In addition to your food exhibit, complete the What's on Your Plate? Activity on pages 10-11 in the 4-H Cooking 101 project manual (and for download at go.illinois.edu/Cooking101Activity). Bring a document with printed pictures of your 3 or more plates and the answers to questions 1-7 to remain on display with your project. The words on the plates must be legible and clearly visible in the picture. Pictures, graphics or photos are acceptable. The size of the activity document should be no larger than an 8 ½" x 11" binder or folder.

- **Cereal Bars** - 3 cereal marshmallow bars
- **Coffeecake** - ¼ of 8" square or round coffeecake
- **Cookies** - 3 cookies

4-H Cooking 201 - 4-H Cooking 201 – Required

Using the recipes included in the project manual (which are also available at go.illinois.edu/Cooking201Recipes), prepare an exhibit for **one** of the classes below. **No ingredient additions or substitutions should be made to the recipes**, unless they are to accommodate food allergies, sensitivities, or special diets (i.e. nut allergy, gluten intolerance, vegetarian/vegan diet, etc.). If you make changes to the recipe due to the reasons listed above, bring

a copy of the recipe with your changes and be prepared to discuss them with the judge. Bread, biscuits, or scones should be displayed on a disposable plate placed in a zip-sealing plastic bag. In addition to your food exhibit, complete Experiment with Meal Planning Activity on page 91 in the 4-H Cooking 201 project manual (*and for download at go.illinois.edu/Cooking201Activity*). Bring either page 91 with your completed answers or a document with the answers to remain on display with your project along with a picture of the meal you prepared. You do not need to complete the Challenge Yourself section on page 91. The size of the activity document should be no larger than an 8 ½" x 11" binder or folder.

- **Biscuits** - 3 rolled biscuits
- **Scones** - 3 scones
- **Nut Bread** - ½ loaf (9" x 5") of basic nut bread (no variations)

4-H Cooking 301 - 4-H Cooking 301 – Required

Using the recipes included in the project manual (*which are also available at go.illinois.edu/Cooking301Recipes*), prepare an exhibit for **one** of the classes below. If icing is used on the tea ring or sweet rolls, the recipe for the icing must also come from the book. The yeast bread/roll dough may be prepared in a bread making machine; however prepared mixes are not permitted. **No ingredient additions or substitutions should be made to the recipes**, unless they are to accommodate food allergies, sensitivities, or special diets (i.e. nut allergy, gluten intolerance, vegetarian/vegan diet, etc.). If you make changes to the recipe due to the reasons listed above, bring a copy of the recipe with your changes and be prepared to discuss them with the judge. Display exhibit on a disposable plate or pie tin and place in a zip-sealing plastic bag. In addition to your food exhibit, complete one of the six experiments: Experiment with Flour p. 33-34, Experiment with Kneading p. 35-36, Experiment with Yeast p. 37-38 or 39, Experiment with Butter p. 62-63 or Experiment with Cheese p. 104-105. Copies of all experiments are available to download at go.illinois.edu/Cooking301Experiments. Bring a document with a printed picture of your experiment and the answers to the experiment questions to remain on display with your project. The size of the experiment document should be no larger than an 8 ½" x 11" binder or folder.

- **Dinner Rolls** - 3 dinner rolls
- **Yeast Bread** - loaf of yeast bread
- **Tea Ring** - 1 tea ring
- **Sweet Rolls** - 3 basic sweet dough rolls
- **Cake** - one layer of a rich white cake or rich chocolate cake, top side up (*without frosting*)

4-H Cooking 401 - 4-H Cooking 401 – Required

Using the recipes included in the project manual (*which are also available at go.illinois.edu/Cooking401Recipes*), prepare an exhibit for **one** of the classes below. **No ingredient additions or substitutions should be made to the recipes**, unless they are to accommodate food allergies, sensitivities, or special diets (i.e. nut allergy, gluten intolerance, vegetarian/vegan diet, etc.). If you make changes to the recipe due to the reasons listed above, bring a copy of the recipe with your changes and be prepared to discuss them with the judge. Display exhibit on a disposable plate and place in a zip-sealing plastic bag. In addition to your food exhibit, pick one of the recipes from Cooking 401 that is not a choice for exhibit. Make the recipe and take a picture of the results. Bring a document with a printed picture of the food you made from the recipe and the answers to the following two questions: 1.) If you made this recipe again, what would you do differently? 2.) What did you learn that can help you in other ways besides preparing food? The size of the activity document should be no larger than an 8 ½" x 11" binder or folder.

- **Focaccia Bread** - ¼ of a 15" x 10" loaf of focaccia bread (do not include dipping oil)
- **Pie Shell** - one baked pie shell – traditional, oil, or whole wheat (no graham cracker)

- **Sponge Cake** - ¼ golden sponge cake, top side up, without frosting
- **French Bread** - ½ loaf French bread

Food Preservation

Prepare an exhibit using ONE of the following food preservation methods: canning; drying; pickles/relishes; jams, jellies and preserves **OR** a combination of these (see Preservation Combination option below). Be sure to review all of the Food Preservation rules that follow the class list so you can follow all exhibit requirements.

Fruits/Vegetables

The exhibit should include two different canned foods in appropriate jars for the products. Food may be fruit, vegetable, or tomato product (i.e. salsa, juice, etc.).

Drying

Exhibit two (2) different dried foods packed in plastic food storage bags. Choose from fruit, vegetable, fruit leather or meat jerky.

Pickles and Relishes

Exhibit two (2) pint jars of different recipes of pickles and/or relishes made from produce.

Jams, Jellies, and Preserves

Exhibit two (2) half-pint jars of two different jams, jellies, and/or preserves. **Freezer jams are not permitted.**

Preservation Combination

Exhibit two (2) different preserved food products from two different categories above, in appropriate jars/packaging (Drying). For example, exhibit 1 jar of tomatoes (Fruits/Vegetables) and 1 half-pint of jelly (Jams, Jellies, and Preserves).

All preserved products should be prepared and processed according to the current USDA/Extension information. USDA information on preserving food, including recipes, can be found at: www.homefoodpreservation.com or <https://extension.illinois.edu/food-preservation/food-preservation>.

Recipes must be processed in a water-bath or pressure canner. Per the 4-H general show rules, entries must be produced (preserved) this 4-H year (between September 1, 2025 and August 31, 2026).

All food preservation exhibits must be labeled with: 1) The name of the food; 2) The date preserved; 3)

Appropriate method(s) of food preservation (For canned projects: boiling water bath or pressure canner; For drying projects: Specify equipment used (food dehydrator, oven, etc.)).

Examples:

- Strawberry jam, boiling water bath. July 13, 2026.
- Green beans, pressure canner. July 13, 2026.
- Beef jerky, food dehydrator and oven. July 13, 2026.

All food preservation exhibits must be accompanied with the recipe(s) – typed or written, with the source of the recipe(s) listed. Required recipes and sources for food preservation exhibits – all food preservation recipes must be from an approved source. Those sources are:

- PUT IT UP! Food Preservation for Youth website or manuals
- National 4-H Home Food Preservation Project Manuals
- U.S. Department of Agriculture (USDA)
- National Center for Home Food Preservation
- Ball/Kerr Canning (recipes after 1985)

- Mrs. Wages

DO NOT BRING RECIPES FROM: Magazine or newspaper clippings, Pinterest (unless it is from a source listed above), a recipe from a family member or friend without a source, cookbooks (excluding the Ball, Kerr, Put It Up!, and 4-H Home Food Preservation books).

Canning Equipment Requirements: All canned products must be canned in clear, standard jars in good condition (no chips or cracks). Jars must be sealed using two-piece canning lids (flat lid and band). Must use a new, unused flat lid. Bands must not be rusty or severely worn.

Youth interested in exhibiting a food item from the project book not listed above, making changes to the provided recipes, or exhibiting a display related to information in the project manual should investigate the Foods Innovation class. Freezing exhibits, including freezer jams, should be entered in Foods Innovation.

Global Gourmet - *Global Gourmet – Required*

Prepare a display, digital presentation, or poster exhibit that demonstrates the knowledge and understanding gained through the completion of the Global Gourmet project. Your exhibit should include at least two activities to highlight what you learned from completing this project. Be ready to answer questions about how you shared the information you learned with others. Examples include talks and demonstrations and hosting or assisting with a workshop. Be sure to bring your completed project guide for others to see and for you to share as needed during the conference judging.

Kitchen Boss - *Kitchen Boss – Required*


Prepare a display, digital presentation, or poster exhibit that demonstrates the knowledge and understanding gained through the completion of the Kitchen Boss Gourmet project. Your exhibit should include at least two activities to highlight what you learned from completing this project. Be ready to answer questions about how you shared the information you learned with others. Examples include talks and demonstrations and hosting or assisting with a workshop. Be sure to bring your completed project guide for others to see and for you to share as needed during the conference judging.

Science Fun with Dairy Foods - *Science Fun with Dairy Foods – Required*

Prepare a display, digital presentation, or poster on one of the activities you completed from the manual. Share 1) the topic you investigated; 2) process used to conduct the experiment; 3) results and observations; 4) what you learned; and 5) how you have applied this information. You must furnish any equipment you need for the exhibit. Internet service is not provided. Be ready to answer questions about how you shared this information with others. Examples include talks and demonstrations and hosting or assisting with a workshop. Be sure to bring your completed project guide for others to see and for you to share as needed during the conference judging.

Science Fun with Kitchen Chemistry - *Science Fun with Kitchen Chemistry – Required*

Prepare a display, digital presentation, or poster on one of the activities you completed from the manual. Share 1) the topic you investigated; 2) process used to conduct the experiment; 3) results and observations; 4) what you learned; and 5) how you have applied this information. You must furnish any equipment you need for the exhibit. Internet service is not provided. Be ready to answer questions about how you shared this information with others. Examples include talks and demonstrations and hosting or assisting with a workshop. Be sure to bring your completed project guide for others to see and for you to share as needed during the conference judging.

What's on Your Plate, Exploring Food Science 1-4 *What's on Your Plate? Unit 1-4 Youth Science Journal – (Choose appropriate Level) - Required* 

Prepare a display, digital presentation, or poster on one of the food science experiments from the manual that you completed. Share 1) the food science question you investigated; 2) process used to conduct the experiment; 3) results and observations; 4) what you learned; and 5) how you have applied this information. You must furnish any equipment you need for the exhibit. Internet service is not provided. All exhibits must include something visual, such as a printed copy of a digital presentation. Electronic equipment will only be used during your judging time and will not remain on display during the exhibit period. Be sure to bring your completed project guide for others to see and for you to share as needed during the conference judging.

Foods Innovation Class

Open to youth enrolled in any Foods project.

Demonstrate the skills and knowledge you have gained through the project. The exhibit may include, but isn't limited to, original recipes, results of experiments not in the foods project books, variations on recipes or experimenting with unique cooking or baking methods. Your work can be displayed by a food product, demonstrations, digital presentations, performances, or posters which you have made. Choose whatever method best shows what you've learned. Your exhibit should not fit in the other exhibit options for this project. You must furnish any equipment you need for your exhibit. Internet service will not be provided for the exhibit. All exhibits must include something visual, such as a printed copy of a digital presentation, which will remain on display during the exhibition. Electronic equipment will only be used during your personal judging time and will not remain on display during the entire exhibit period. If you bring a food product, the food will NOT be tasted.

THE CHICAGOLAND FOOD SCIENCE FOUNDATION WILL BE PROVIDING A \$50 AMAZON GIFT CARD TO THE OVERALL FOOD SCIENCE WINNER.

THREE BEST HEALTHY LIVING & NUTRITION PROJECT AWARDS WILL BE GIVEN FOR EXHIBITS IN FOOD & NUTRITION OR HEALTH.

The Department of Agriculture shall use its best efforts to secure sufficient appropriations to fund premiums. In any year for which the General Assembly of the State of Illinois fails to make an appropriation sufficient to pay such premiums, premiums amounts may not be accurately reflected in this Premium Book

FORESTRY

The following classes are for 4-H youth 8 to 18 years of age. Forestry projects will be judged during the **afternoon on THURSDAY, JULY 9, 2026.**

Two 4-H'ers can be selected for the Illinois State Fair from the Forestry classes.

4-H'ers are limited to receive one premium per class exhibited in premium eligible projects. Premium values will be: Blue: 4X, Red: 3X, and White: 2X

Forests of Fun 1 - Level 1: Follow the Path – Required 

Exhibit any product or display illustrating an activity from the book. The exhibit may include, but isn't limited to, original works, objects, demonstrations, digital presentations, programs, websites, games, apps, performances, or posters which you have made. Choose whatever method best shows what you've learned. You must furnish any equipment you need for your exhibit. Internet service will not be provided for the exhibit. All exhibits must include something visual, such as a printed copy of a digital presentation, which will remain on display during the exhibition. Electronic equipment will only be used during your personal judging time and will not remain on display during the entire exhibit period.

Forests of Fun 2 - Level 2: Reach for the Canopy – Required

Exhibit any product or display illustrating an activity from the book. The exhibit may include, but isn't limited to, original works, objects, demonstrations, digital presentations, programs, websites, games, apps, performances, or posters which you have made. Choose whatever method best shows what you've learned. You must furnish any equipment you need for your exhibit. Internet service will not be provided for the exhibit. All exhibits must include something visual, such as a printed copy of a digital presentation, which will remain on display during the exhibition. Electronic equipment will only be used during your personal judging time and will not remain on display during the entire exhibit period.

Forests of Fun 3 - Level 3: Explore the Deep Woods – Required

Exhibit any product or display illustrating an activity from the book. The exhibit may include, but isn't limited to, original works, objects, demonstrations, digital presentations, programs, websites, games, apps, performances, or posters which you have made. Choose whatever method best shows what you've learned. You must furnish any equipment you need for your exhibit. Internet service will not be provided for the exhibit. All exhibits must include something visual, such as a printed copy of a digital presentation, which will remain on display during the exhibition. Electronic equipment will only be used during your personal judging time and will not remain on display during the entire exhibit period.

Forestry Innovation Class

Demonstrate the skills and knowledge you have gained through your Forestry project. Exhibit may be the result of knowledge gained from project manuals; independent study, interaction with natural resource or conservation professionals. The exhibit may include, but isn't limited to, original works, objects, demonstrations, digital presentations, programs, websites, games, apps, performances, or posters which you have made. Choose whatever method best shows what you've learned. Your exhibit should not fit in the other exhibit options for this project. You must furnish any equipment you need for your exhibit. Internet service will not be provided for the exhibit. All exhibits must include something visual, such as a printed copy of a digital presentation, which will remain on display during the exhibition. Electronic equipment will only be used during your personal judging time and will not remain on display during the entire exhibit period.

THE BEST ENVIRONMENTAL SCIENCE PROJECT AWARD WILL BE GIVEN FOR AN EXHIBIT IN EITHER FORESTRY, EXPLORING YOUR ENVIRONMENT, GEOLOGY, NATURAL RESOURCES, OUTDOOR ADVENTURES, SPORTSFISHING, WILDLIFE OR WEATHER. THE AWARD IS SPONSORED BY DEKALB COUNTY SOIL AND WATER CONSERVATION.

The Department of Agriculture shall use its best efforts to secure sufficient appropriations to fund premiums. In any year for which the General Assembly of the State of Illinois fails to make an appropriation sufficient to pay such premiums, premiums amounts may not be accurately reflected in this Premium Book.

GEOLOGY

The following classes are for 4-H youth 8 to 18 years of age. Geology projects will be judged during the **afternoon on THURSDAY, JULY 9, 2026.**

Three 4-H'ers can be selected for the Illinois State Fair from the following Geology classes.

4-H'ers are limited to receive one premium per class exhibited in premium eligible projects. Premium values will be: Blue: 4X, Red: 3X, and White: 2X

The size and number of exhibit cases should relate appropriately to the number of specimens being displayed for a specified class. Specimens are not limited to Illinois locations. All levels of Geology use the same manual,

Geology-Introduction to the Study of the Earth. Do not identify your specimens any further than phylum and class. There is one exception to this for fossils that are identified to phylum OR class. Class should only be used for fossils of mollusks, back-boned animals, and arthropods.

Pebble Pups 1

Display 8 to 19 rocks and mineral specimens with three minerals in the collection. Collection may include duplications that show variations. Label collection and note where found. Label collection and note where found. For youth exhibiting the same collection over multiple years, at least 25% of the specimens in the collection must have been collected in the current 4-H year.

Pebble Pups 2

Display at least 20, but no more than 29, rocks and mineral specimens with seven minerals in the collection. Collection may include duplications that show variations. Label collection and note where found. Label collection and note where found. For youth exhibiting the same collection over multiple years, at least 25% of the specimens in the collection must have been collected in the current 4-H year.

Rock Hounds 1

Display at least 30, but no more than 40, rocks and mineral specimens with ten minerals in the collection. Rocks should include at least three igneous, two metamorphic, and three sedimentary groups. Label collection and note where found.

Label collection and note where found. For youth exhibiting the same collection over multiple years, at least 25% of the specimens in the collection must have been collected in the current 4-H year.

Rock Hounds 2

Display no more than 50 specimens that have been selected to illustrate a specific theme of the exhibitor's choosing. Be creative. Sample categories could include (but are not limited to): industrial minerals and their uses; a specific rock group and the variety that occurs in that group, including some minerals that occur in that environment; select fossils traced through the geologic ages; minerals and their crystal habits; rocks and minerals used in the lapidary arts.

Geology Innovation Class

Open to youth enrolled in Geology.

Demonstrate the skills and knowledge you have gained through the Geology project. Exhibit may be the result of knowledge gained from project manuals; independent study about Illinois rock(s) and mineral(s), interaction with geology professionals; and/or individual exploration in the area of geology. The exhibit may include, but isn't limited to, original works, objects, demonstrations, digital presentations, programs, websites, games, apps, performances, or posters which you have made. Choose whatever method best shows what you've learned. Your exhibit should not fit in the other exhibit options for this project. You must furnish any equipment you need for your exhibit. Internet service will not be provided for the exhibit. All exhibits must include something visual, such as a printed copy of a digital presentation, which will remain on display during the exhibition. Electronic equipment will only be used during your personal judging time and will not remain on display during the entire exhibit period.

THE BEST ENVIRONMENTAL SCIENCE PROJECT AWARD WILL BE GIVEN FOR AN EXHIBIT IN EITHER FORESTRY, EXPLORING YOUR ENVIRONMENT, GEOLOGY, NATURAL RESOURCES, OUTDOOR ADVENTURES, SPORTSFISHING, WILDLIFE OR WEATHER. THE AWARD IS SPONSORED BY DEKALB COUNTY SOIL AND WATER CONSERVATION.

HEALTH

The following classes are for 4-H youth 8 to 18 years of age. Health projects will be judged during the **afternoon on THURSDAY, JULY 9, 2026.**

Three 4-H'ers can be selected to attend the Illinois State Fair from the Health classes.

4-H'ers are limited to receive one premium per class exhibited in premium eligible projects. Premium values will be: Blue: 4X, Red: 3X, and White: 2X

All display boards must include a reference list indicating where information was obtained, giving credit to the original author, to complete the 4-H member's exhibit. This reference list should/might include website links, people and professionals interviewed, books, magazines, etc. This reference list should be attached to the back of a poster or display board or included as part of the display visible to the public. A judge is not to discredit an exhibit for the way references are listed. Display boards should be no larger than 36" x 48" and 15" deep.

Everyday Food and Fitness - Replaces Health 1-3 *Everyday Food and Fitness* – Required

Prepare a display, digital presentation, or poster exhibit that demonstrates the knowledge and understanding gained through the completion of the Everyday Food and Fitness project. Your exhibit should include at least two activities to highlight what you learned from completing this project. You may also include live demonstrations of physical activities. Do not bring food made using the recipes but consider adding pictures of the completed recipes to your exhibit. Be ready to answer questions about how you shared the information you learned with others. Examples include talks and demonstrations and hosting or assisting with a workshop. Be sure to bring your completed project guide for others to see and for you to share as needed during the conference judging.

Sports Nutrition: Ready, Set, Go - *Sports Nutrition: Ready, Set, Go* - Required

Prepare a display, digital presentation, or poster exhibit on one of the activity chapters in the manual that you completed. The activity chapters are listed by page number in the table of contents. Your exhibit should include, at minimum, information on one physical fitness component and one food/recipe component from the activity chapter.

- Example A: Make a video of yourself practicing flexibility, strength and endurance physical fitness activities and making pasta salad with different vegetable, pasta and dressing ideas. Bring a screenshot and brief description of your video to leave on display.
- Example B: Make a poster of pictures of flexibility, strength and endurance physical fitness activities and information on the results of making the spinach and mandarin orange salad. Include answers to the questions in the book.

The exhibit should include the project manual with the pages of the activity completed. You may also include live demonstrations of physical activities. Do not bring food made using the recipes but consider adding pictures of the completed recipes to your exhibit. You must furnish any equipment you need for the exhibit. Internet service is not provided. All exhibits must include something visual, such as a printed copy of a digital presentation. Electronic equipment will only be used during your judging time and will not remain on display during the exhibit period. Be sure to bring your completed project guide for others to see and for you to share as needed during the conference judging.

Your Feelings Matter – Navigating Mental Health - *Your Feelings Matter Guide* – Required

Prepare a display, digital presentation, or poster exhibit that demonstrates the knowledge and understanding gained through the completion of the *Your Feelings Matter Member Project Guide*. Your exhibit should include at least two activities to highlight what you learned from completing this project. Be ready to answer questions about how you shared information you learned with others. Examples include talks and demonstrations and

hosting or assisting with a workshop. Bring your project guide for others to see and for you to share as needed during conference judging.

Your Thoughts Matter – Navigating Mental Health - *Your Thoughts Matter Guide* – Required

Prepare an exhibit that demonstrates the knowledge and understanding gained through completion of the *Your Thoughts Matter Member Project Guide*. Exhibit the following 1) a poster or display that highlights activities and knowledge gained as you completed any two of activities 1 – 9 included in the curriculum; AND 2) the item you created in Activity 10 - the flyer, website, video, or other promotional tool that points individuals to the resources you found. Bring your project guide for others to see and for you to share as needed during conference judging.

Health Innovation Class

Demonstrate the skills and knowledge you have gained through the Health project. **Your exhibit should not fit in the other exhibit options for this project.** The exhibit may include, but isn't limited to, original works, objects, demonstrations, digital presentations, programs, websites, games, apps, performances, or posters which you have made. Choose whatever method best shows what you've learned. You must furnish any equipment you need for your exhibit. Internet service will not be provided for the exhibit. All exhibits must include something visual, such as a printed copy of a digital presentation, which will remain on display during the exhibition. Electronic equipment will only be used during your personal judging time and will not remain on display during the entire exhibit period.

THREE BEST HEALTHY LIVING & NUTRITION PROJECT AWARDS WILL BE GIVEN FOR EXHIBITS IN FOOD & NUTRITION OR HEALTH.

HORTICULTURE: FLORICULTURE

The following classes are for 4-H youth 8 to 18 years of age. Floriculture projects will be judged during the **afternoon on THURSDAY, JULY 9, 2026.**

Two 4-H'ers can be selected for the Illinois State Fair from the following Floral Design classes. One 4-H'er can be selected from the following Landscape Design classes. Two 4-H'ers can be selected from the following Plant Propagation classes. One 4-H'er can be selected from the following Flower Preservation classes. Two 4-H'ers can be selected from the following Ornamental Displays classes. One 4-H can be selected from Floriculture Innovation class.

4-H'ers are limited to receive one premium per class exhibited in premium eligible projects.
Premium values will be: Blue: 4X, Red: 3X, and White: 2X

For youth in any level of Floriculture.

FLORAL DESIGN

The art of arranging flowers and plant materials in a creative and visually pleasing way. Learn about color, balance, and shape while making beautiful arrangements for a variety of occasions. Flowers used can be purchased or harvested by the exhibitor.

- **Round Arrangement**
Exhibit a round fresh flower arrangement no larger than 12"x12"x15". Arrangement should be viewable from any side.
- **Wearable Flowers**
Exhibit a wearable fresh flower arrangement such as a corsage, boutonniere, pocket square flowers, floral crown, or other. The piece should demonstrate skills in wiring or gluing flowers appropriately.
- **Wedding Bouquet**
Exhibit a fresh wedding or special event bouquet at least 8" in diameter. A bouquet can be hand-tied or

created using a foam holder. The bouquet should be finished and ready for use by the bride. The bouquet should be displayed in a clear vase with water accessible to the stems (if not in a foam holder).

LANDSCAPE DESIGN (Recommended for ages 14 and up)

- **Small Landscape Design**

Develop a landscape design/drawing for a 10'x15' garden bed. Hand drawing is to be completed in top view (plan view) at a 1 in = 1 ft scale. Plan must include a title block showing: designer, scale, north arrow, sun exposure, numbered plant list of plants and shrubs/trees, and how many of each plant were used. Example: 1-Rose (6), 2-Hydrangea (3). The bed can be designed for a sunny, part-sun, or shady application.

- **Large Landscape Design**

Develop a color landscape design/drawing for a residence using required basemap. Residence basemap drawing will be provided for youth via the state 4-H website. Hand drawing is to be completed in top view (plan view) at a 1 in = 10 ft scale. Drawing must include 2 hardscape elements. Walkways should be 3 - 5 ft wide. Plan must include a title block showing: designer, scale, north arrow, sun exposure, numbered plant list of plants and shrubs/trees, and how many of each plant were used. Example: 1-Rose (6), 2-Hydrangea (3). The bed can be designed for a sunny, part-sun, or shady application.

PLANT PROPAGATION

- **Photo Collage**

Create a photo collage or a collection of pictures of flowers that you have raised. Label your flowers by name and tell if you started with a seed, cutting, or transplants. Mount pictures on a poster board.

- **Cut Flower Specimens**

4-H members must bring 3 containers, each featuring a different flower variety.

Each container must include:

- 3 stems of the same flower variety (unless specimen list states otherwise)
- All stems must match in variety, color, shape, and size
- Keep natural foliage attached (foliage below waterline may be removed)
- Flowers must be grown by the exhibitor from seed, seedlings, bulbs, or rhizomes

Specimen List:

Bachelor Buttons-3 stems

Celosia-3 plumes

Cleome-1 bloom

Cockscomb-1 bloom

Coneflower-3 stems

Dahlia-1 large bloom

Dahlia-3 small blooms

Daisy-3 blooms

Gladiola-1 spike

Lilies-1 stalk- Remove 1/3 of the foliage before exhibiting.

Marigold (dwarf)-3 stems

Marigold (large)-3 stems

Petunia (double)-3 stems

Petunia (single)-3 stems

Phlox-1 stalk

Rose-1 bloom

Rudbeckia-3 stems

Snap Dragons-3 stems

Sunflower-1 bloom

Zinnia (large)-3 stems

Zinnia (small)-3 stems

Other small bloom (not listed above)-3 stems or 3 blooms

Other large bloom (not listed above)-1 stem or 1 bloom

- **Propagated Plants Cuttings/Layer/Division/Seed**

Exhibit a plant that you propagated from cuttings, layering, or division, or started from seed. Create a photo board showing the progression of growth. Tips for vegetative propagation of houseplants can be found in the University of Illinois Extension Gardener's Corner (go.illinois.edu/gardenerscorner). Any type of house plant or outdoor plant is appropriate here.

- **Forced Bulbs**
Create an exhibit of forced bulbs in a pot. Bulbs should be budding out or in bloom at the time of the exhibition.
- **Plant Propagation Poster**
Poster on a topic related to plant propagation. Such as: Kinds of propagation, propagation methods, etc

FLOWER PRESERVATION

- **Posterboard - Dry/Preserve Flowers**
Create a display focusing on an aspect of drying/preserving flowers. Topics may include, but are not limited to, different drying/preserving methods, tools used in preservation, experiments you completed & results.
- **Artistic Display - Dried Flowers/Herbs**
Create an artistic display using dried flowers or herbs. The dried material used must have been dried by the exhibitor. Be prepared to discuss the drying process behind your piece.

ORNAMENTAL DISPLAYS

- **Fairy Garden**
Create an artistic mini garden of plants, flowers and/or herbs. Explain the process you utilized to prepare your fairy garden. Label your plants by name and explain how the plants were chosen to fit the theme. Fairy gardens must not exceed 18" x 18" x 18". Exhibitor responsible for transporting the planter to indoor judging space.
- **Outdoor Mixed Planter**
Display a mixed planter that may include herbs with foliage plants and/or flowering plants. The planter should include three or more kinds of plants. Include a list of the names and varieties of all plants used. The container exhibit space must be larger than 18"x18" and not exceed 3' x 3'. Exhibitor responsible for transporting the planter to indoor judging space.
- **Indoor Mixed European Planter**
Display a mixed European planter (mostly green plants/ house plants). The planter should include three or more kinds of plants. Include a list of the names and variety of all plants used. The container exhibit space must not exceed 18" x 18" x 24". Exhibitor responsible for transporting the planter to indoor judging space.
- **Closed Terrarium**
Create a terrarium. Selected plants should be started by the exhibitor from cuttings or seeds, or purchased plugs. The terrarium must be cared for by the exhibitor for at least 5 months. Exhibitor should be able to explain the different plant, soil, and environmental needs and watering requirements of a closed system. The container exhibit space must not exceed 18" x 18" x 24". Exhibitor responsible for transporting the planter to indoor judging space.
- **Ornamental Poster**
Poster explaining the process of creating a terrarium/mini garden/or other related topic

FLORICULTURE INNOVATION

Present an exhibit of the member's choice that focuses on some aspect of floriculture that does not fit in the categories above. The exhibit may include, but is not limited to, dish gardens, original works, objects, demonstrations, digital presentations, programs, websites, games, apps, performances, or posters that you have made. Choose whatever method best shows what you've learned. You must furnish any equipment you need for your exhibit. Internet service will not be provided for the exhibit. All exhibits must include something visual, such as a printed copy of a digital presentation, which will remain on display during the exhibition. Electronic equipment will only be used during your personal judging time and will not remain on display during the entire exhibit period.

THE BEST HORTICULTURE & GARDENING PROJECT AWARD WILL BE GIVEN FOR AN EXHIBIT IN EITHER AGRONOMY, HORTICULTURE, FLORICULTURE, PLANTS & SOIL SCIENCE OR VEGETABLE GARDENING.

HORTICULTURE: VEGETABLES, HERBS & FRUITS

The following classes are for 4-H youth 8 to 18 years of age. Vegetable Gardening projects will be judged during the **afternoon on THURSDAY, JULY 9, 2026.**

Three 4-H'ers can be selected for the Illinois State Fair from the following Gardening classes.

4-H'ers are limited to receive one premium per class exhibited in premium eligible projects. Premium values will be: Blue: 4X, Red: 3X, and White: 2X

All exhibits must have been grown by the exhibitor as part of their current gardening 4-H project. Exhibitors should be knowledgeable about various aspects of the produce, including but not limited to different varieties, soil testing, fertilizers used, etc. Exhibits should be prepared according to the Illinois Vegetable Garden Guide: go.illinois.edu/4HVegetableGuide.

Waxes and oils may not be used on vegetables or fruits. Any plant infested with insects will be removed from the exhibit area and will not be eligible for champion awards. General gardening advice and information can be found at: <https://extension.illinois.edu/gardening>.

Herb Container Display

Herbs should be grown in pots (8" maximum diameter). Categories: Mint, Oregano, Rosemary, Sage, Thyme, and all other herbs. Herbs should be labeled with common and Latin names. Herbs should be in your care for a minimum of three months for state fair exhibits. Remove dead leaves from plants and check that the soil is clear of debris such as dead leaves. When exhibiting herb plants, be sure to grow the plants in the container to be displayed to avoid transplant shock. Exhibits will be evaluated based on cleanliness, uniformity, condition, quality, and trueness to variety. Additional herb resources are located on the project resources section of the Illinois 4-H website.

- Display must include 4 or more different kinds of herbs. There may not be more than 2 different varieties of any herb. For example, peppermint and chocolate mint would be classified as two different herb varieties.
- In instances where containers display more than one variety of herb, special care should be taken that each distinct variety is accessible and clearly visible to the judges to ensure full points for cleanliness.

Vegetable/Fruit Display

- This class is allowed a 2'6" x 2'6" space for each display.
- Display must include 6 or more different kinds of vegetables or fruits. There may not be more than 2 different varieties of any vegetable/fruit. For example, red and white potatoes would be classified as two different varieties. Acorn squash and zucchini would be classified as two different vegetables.
- The number and type of vegetables/fruits used must conform to the Vegetable/Fruit Plate/Display List. *Fruit Plate list is below Vegetable Plate list.*
- Exhibitors must provide the name and variety of all vegetables/fruits used. (i.e. Cabbage – Golden Acre; Cucumber, slicing – Straight Eight; Tomatoes, slicing – Rocky Top; Snap Beans – Contender, etc.).

Vegetable Plates

- Exhibit must include 2 single vegetable plates. (Exhibitor will furnish the disposable plates.)
- Exhibitors must provide the name and variety of all vegetables/fruits used. (i.e. Cabbage – Golden Acre; Cucumber, slicing – Straight Eight; Tomatoes, slicing – Rocky Top; Snap Beans – Contender, etc.). Number of vegetables on plates must conform to plate list below.

- Only one variety on each plate.
- An exhibitor cannot show two plates of the same type vegetable. (i.e.: Cannot exhibit red *and* white potatoes or zucchini *and* straightneck summer squash.)

VEGETABLE PLATE/DISPLAY LIST

When selecting vegetables for exhibition, keep in mind that the judge will evaluate them on the basis of cleanliness, uniformity, condition, quality, and trueness to variety. (*Lists are provided by UI Extension Horticulturists; Items are listed according to the correct definition of vegetables*)

Asparagus (5 spears)	Parsnips (5)
Beans, Lima (12 pods)	Peas, (12 pods)
Beets (5)	Peppers, large fruited (bell/banana) (5)
Broccoli (1 head)	Peppers, small fruited (chili/cherry) (12)
Brussels sprouts (12 sprouts)	Popcorn (5)
Cabbage (1 head)	Potatoes (any variety) (5)
Cauliflower (1 head)	Pumpkin (1)
Carrots (5)	Rhubarb, trimmed stalks (3)
Cucumber, pickling or slicing (5)	Rutabaga (5)
Eggplant (1)	Salsify (5)
Garlic (5)	Squash, summer (any variety) (3)
Kohlrabi (5)	Sweet corn, in husks (5)
Lettuce (1 head or plant)	Tomatoes, slicing (5)
Muskmelon incl. cantaloupe (1)	Tomatoes, small fruited (12)
Okra (12)	Turnip (5)
Onions, large, dry (5)	Watermelon (1)
Onions, green or set (12)	
Squash, winter (Acorn, butternut, buttercup, spaghetti, Hubbard, Turks's Turban) (1)	
Beans, Snap, Green Pod or Golden Wax (12 pods)	
Greens (collard, endive, escarole, kale, mustard, spinach, Swiss chard) (1 plant)	
Horseradish Root (1 marketable root specimen harvested this year)	

Vegetable Gardening Display - Other

Present an exhibit of the member's choice that focuses on some aspect of vegetable gardening which does not fit in the categories above. The exhibit may include, but isn't limited to, original works, objects, demonstrations, digital presentations, programs, websites, games, apps, performances, or posters which you have made. Choose whatever method best shows what you've learned. You must furnish any equipment you need for your exhibit. Internet service will not be provided for the exhibit. All exhibits must include something visual, such as a printed copy of a digital presentation, which will remain on display during the exhibition. Electronic equipment will only be used during your personal judging time and will not remain on display during the entire exhibit period.

Fruit Plates

- Exhibit must include 2 single fruit plates. (Exhibitor will furnish the disposable plates.)
- Exhibitors must provide the name and variety of all fruits used. Number of fruits on plates must conform to plate list below.
- Only one variety on each plate.
- An exhibitor cannot show two plates of the same type fruit. (i.e.: Cannot exhibit Gala & Jonathan Apples, Mazzard & Gisela Cherries, etc.)

FRUIT PLATE LIST

Fruit will be judged using the same general criteria used for vegetables. Fruit will be judged for the stage of maturity normal for that season and growing location. Emphasis will be placed on how well fruit approaches

market quality. When selecting fruits for exhibition, keep in mind that the judge will evaluate them on the basis of cleanliness, uniformity, condition, quality, and trueness to variety. (*Lists are provided by UI Extension Horticulturists; Items are listed according to the correct definition of fruit varieties at go.illinois.edu/fruittrees.*)

- Apples – 5
- Grapes – 2 bunches
- Pears – 5
- Strawberries (Everbearers) – 1 pint
- Wild Plums – 1 pint
- Other Small Fruit or Berries (Do not duplicate entries from the above fruits) – 1 pint
- Other Fruits or Nuts (Do not duplicate entries from the above fruits) – 5

THE BEST HORTICULTURE & GARDENING PROJECT AWARD WILL BE GIVEN FOR AN EXHIBIT IN EITHER AGRONOMY, HORTICULTURE, FLORICULTURE, PLANTS & SOIL SCIENCE OR VEGETABLE GARDENING.

The Department of Agriculture shall use its best efforts to secure sufficient appropriations to fund premiums. In any year for which the General Assembly of the State of Illinois fails to make an appropriation sufficient to pay such premiums, premiums amounts may not be accurately reflected in this Premium Book.

INTERCULTURAL

The following classes are for 4-H youth 8 to 18 years of age. Intercultural projects will be judged during the **afternoon on THURSDAY, JULY 9, 2026.**

One individual 4-H'er exhibit, and one group exhibit can be selected for the Illinois State Fair from the Passport to the World class. One individual 4-H'er and one group exhibit can be selected from the Diversity & Cultural Awareness class.

4-H'ers are limited to receive one premium per class exhibited in premium eligible projects.
Premium values will be: Blue: 4X, Red: 3X, and White: 2X

Passport to the World, Individual - Passport to the World – Required

Prepare a display illustrating what you have learned about a country. This might include topics such as-geography, economy, agriculture, people, language, housing, culture, music, crafts, clothing, environment, or holidays. Exhibits can focus on one or two topics in depth or cover more topics in brief. Exhibit should be educational in nature and should not promote one's beliefs over another person's beliefs. The exhibit may include, but isn't limited to, original works, objects, demonstrations, digital presentations, programs, websites, games, apps, performances, or posters which you have made. Choose whatever method best shows what you've learned. You must furnish any equipment you need for your exhibit. Internet service will not be provided for the exhibit. All exhibits must include something visual, such as a printed copy of a digital presentation, which will remain on display during the exhibition. Electronic equipment will only be used during your personal judging time and will not remain on display during the entire exhibit period. Tips on creating an engaging display board are available at go.illinois.edu/4HDisplayTips. In addition to their display, youth should bring a copy of their Passport to the World project manual to judging. Sections of the book related to what they focus on in their display should be completed. **Please note:** judging for the individual project should **not** include a planned presentation about the chosen country. Judging is meant to be a conversation between the judge and member about the project and the learning experience.


Passport to the World, Group - *Passport to the World – Required* 

Exhibit a display illustrating what your group has learned about a country. This might include topics such as geography, economy, agriculture, people, language, housing, culture, music, crafts, clothing, environment, or holidays. Exhibits can focus on one or two topics in depth or cover more topics in brief. Exhibit should be educational in nature and should not promote one's beliefs over another person's beliefs. The exhibit may include, but isn't limited to, original works, objects, demonstrations, digital presentations, programs, websites, games, apps, performances, or posters which you have made. Choose whatever method best shows what you've learned. You must furnish any equipment you need for your exhibit. Internet service will not be provided for the exhibit. All exhibits must include something visual, such as a printed copy of a digital presentation, which will remain on display during the exhibition. Electronic equipment will only be used during your personal judging time and will not remain on display during the entire exhibit period. Tips on creating an engaging display board are available at go.illinois.edu/4HDisplayTips. In addition to their display, groups should bring a copy of their group's Passport to the World project manual to judging. Sections of the book related to what the group focuses on in their display should be completed. The display must be accompanied by at least 3 but no more than 10 4-H members at the time of the judge's critique. Groups wishing to include more than 10 members must ask for an accommodation, one week prior to judging. Group members should prepare a short (5 minutes maximum) presentation about their learning for the judge. The presentation should focus on key concepts learned and takeaways from the project experience. All group members present for judging should be able to discuss the project and answer questions. Only group members who participate in the judging are eligible for ribbons and premiums. Presentations will occur in the space designated by the fair or show. Groups should not bring extra tables or items (beyond those that fit within the exhibit size requirements) for their presentation.

Diversity & Cultural Awareness, Individual - *Diversity: The Source of Our Strength – Required* 

Create a display or binder portfolio that illustrates the results of a minimum of three (3) completed activities from the project book.

Diversity & Cultural Awareness, Group - *SEEING i2i Adventures – Required* 

Exhibit a display illustrating the steps that the group has completed on the project selected for the year, including reflection on activities completed. Include a written outline or report of accomplishments and future goals. The exhibit may include, but isn't limited to, original works, objects, demonstrations, digital presentations, programs, websites, games, apps, performances, or posters which you have made. Choose whatever method best shows what the group members have learned. You must furnish any equipment you need for your exhibit. Internet service will not be provided for the exhibit. All exhibits must include something visual, such as a printed copy of a digital presentation, which will remain on display during the exhibition. Electronic equipment will only be used during your personal judging time and will not remain on display during the entire exhibit period. The display must be accompanied by at least 3 or no more than 10 4-H members at the time of the judge's critique. Groups wishing to include more than 10 members must ask for an accommodation, one week prior to judging. Group members should make a 5-7-minute presentation to the judge. All group members present for the judge's critique should be able to discuss the project and answer questions. Only group members present for judging who participate in the actual critique and presentation are eligible for ribbons and premiums.

**THE BEST GLOBAL CIVIC ENGAGEMENT PROJECT AWARD WILL BE GIVEN FOR AN EXHIBIT IN EITHER
CIVIC ENGAGEMENT, SERVICE LEARNING, FAMILY HERITAGE, INTERCULTURAL**

INTERIOR DESIGN

The following classes are for 4-H youth 8 to 18 years of age. Interior Design projects will be judged during the **afternoon THURSDAY, JULY 9, 2026.**

Two 4-H'ers can be selected for the Illinois State Fair from the Interior Design classes.

4-H'ers are limited to receive one premium per class exhibited in premium eligible projects. Premium values will be: Blue: 4X, Red: 3X, and White: 2X

All interior design divisions (beginning, intermediate, and advanced) are required to provide visual documentation of their project process. This can include photos or videos showing the steps they took to create, refinish, or redesign their furniture items.

Design Decisions, Beginning

For members with 2 or less years of experience in project area or related experiences.

Any exhibit must have been created or redesigned by the exhibitor as part of their current Interior Design 4-H project. Exhibitors should be knowledgeable about various aspects of the project. Exhibits could include items such as, but not limited to, comparison studies of different products or techniques; made accessories, wall-hangings, window coverings, or furniture items; refinished or redesigned furniture; or a plan to solve some type of interior design problem

Design Decisions, Intermediate

For members with 3 to 4 years of experience in project area or related experiences.

Any exhibit must have been created or redesigned by the exhibitor as part of their current Interior Design 4-H project. Exhibitors should be knowledgeable about various aspects of the project. Exhibits could include items such as, but not limited to, comparison studies of different products or techniques; made accessories, wall-hangings, window coverings, or furniture items; refinished or redesigned furniture; or a plan to solve some type of interior design problem.

Design Decisions, Advanced

For members with 5 or more years of experience in project area or related experiences.

Any exhibit must have been created or redesigned by the exhibitor as part of their current Interior Design 4-H project. Exhibitors should be knowledgeable about various aspects of the project. Exhibits could include items such as, but not limited to, comparison studies of different products or techniques; made accessories, wall-hangings, window coverings, or furniture items; refinished or redesigned furniture; or a plan to solve some type of interior design problem.

Interior Design Innovation Class

Open to youth enrolled in Interior Design.

Demonstrate the skills and knowledge you have gained through the Interior Design project. The exhibit may include, but isn't limited to, original works, objects, demonstrations, digital presentations, programs, websites, games, apps, performances, or posters which you have made. Choose whatever method best shows what you've learned. Your exhibit should not fit in the other exhibit options for this project. You must furnish any equipment you need for your exhibit. Internet service will not be provided for the exhibit. All exhibits must include something visual, such as a printed copy of a digital presentation, which will remain on display during the exhibition. Electronic equipment will only be used during your personal judging time and will not remain on display during the entire exhibit period.

THE BEST CREATIVE ARTS PROJECT AWARD WILL BE GIVEN FOR AN EXHIBIT IN EITHER CREATIVE WRITING, INTERIOR DESIGN OR THEATRE ARTS.

The Department of Agriculture shall use its best efforts to secure sufficient appropriations to fund premiums. In any year for which the General Assembly of the State of Illinois fails to make an appropriation sufficient to pay such premiums, premiums amounts may not be accurately reflected in this Premium Book.

LEADERSHIP

The following classes are for 4-H youth 8 to 18 years of age. Leadership projects will be judged during the **afternoon on THURSDAY, JULY 9, 2026.**

Three individual 4-H'ers and two group exhibits can be selected for the Illinois State Fair from the Leadership classes.

4-H'ers are limited to receive one premium per class exhibited in premium eligible projects. Premium values will be: Blue: 4X, Red: 3X, and White: 2X

Leadership 1 - Skills You Never Outgrow 1 – Required

Create a binder portfolio with a minimum of four (4) completed activities each year from the areas noted below. Build upon your previous year's work. Photocopies or original pages of the completed activities from the book should be included in the portfolio.

- **First Year** – One activity from each of the following sections: Understanding Self; Communication; and Getting Along with Others, plus one activity of exhibitor's choice from the manual.
- **Second Year** – One activity from each of the following sections: Getting Along with Others; Learning to Learn; and Making Decisions, plus one activity of exhibitor's choice from the manual.
- **Third Year** – One activity from each of the following sections: Making Decisions; Managing; and Working with Groups, plus one activity of exhibitor's choice from the manual.

Leadership 2 - Skills You Never Outgrow 2 – Required

Building upon your previous work, continue adding to your binder portfolio with a minimum of four (4) completed activities each year from the areas noted below. Photocopies or original pages of the completed activities from the book should be included in the portfolio.

- **First Year** – One activity from each of the following sections: Understanding Self; Communication; and Getting Along with Others, plus one activity of exhibitor's choice from the manual.
- **Second Year** – One activity from each of the following sections: Getting Along with Others; Learning to Learn; and Making Decisions, plus one activity of exhibitor's choice from the manual.
- **Third Year** – One activity from each of the following sections: Making Decisions; Managing; and Working with Groups, plus one activity of exhibitor's choice from the manual.

Leadership 3 - Skills You Never Outgrow 3 – Required

Building upon your previous work, continue adding to your binder portfolio with a minimum of four (4) completed activities each year from the areas noted below. Photocopies or original pages of the completed activities from the book should be included in the portfolio.

- **First Year** – One activity from each of the following sections: Understanding Self; Communication; and Getting Along with Others, plus one activity of exhibitor's choice from the manual.
- **Second Year** – One activity from each of the following sections: Getting Along with Others; Learning to Learn; and Making Decisions, plus one activity of exhibitor's choice from the manual.

- **Third Year** – One activity from each of the following sections: Making Decisions; Managing; and Working with Groups, plus one activity of exhibitor’s choice from the manual.

Leadership Innovation Class

Open to youth enrolled in Leadership 1, 2, or 3.

Demonstrate the skills and knowledge you have gained through the Leadership project. **Your exhibit should not fit in the other exhibit options for this project.** The exhibit may include, but isn’t limited to, original works, objects, demonstrations, digital presentations, programs, websites, games, apps, performances, or posters which you have made. Choose whatever method best shows what you’ve learned. You must furnish any equipment you need for your exhibit. Internet service will not be provided for the exhibit. All exhibits must include something visual, such as a printed copy of a digital presentation, which will remain on display during the exhibition. Electronic equipment will only be used during your personal judging time and will not remain on display during the entire exhibit period.

Leadership Group Exhibit

Open to groups whose members are enrolled in any Leadership project.

Exhibit a display illustrating how your group has used the Teens As Leaders model effectively in your club, community, school, or state. Leadership activities might include planning, advising, promoting, mentoring, teaching or advocating for change. The exhibit may include, but isn’t limited to, original works, objects, demonstrations, digital presentations, programs, websites, games, apps, performances, or posters which you have made. Choose whatever method best shows what you’ve learned. You must furnish any equipment you need for your exhibit. Internet service will not be provided for the exhibit. All exhibits must include something visual, such as a printed copy of a digital presentation, which will remain on display during the exhibition. Electronic equipment will only be used during your personal judging time and will not remain on display during the entire exhibit period. The display must be accompanied by at least 3 or no more than 10 4-H members at the time of the judge’s critique. For a larger group please reach out to staff with an accommodation request at least one week prior to the exhibit event. Group members should make a 5- to 10-minute presentation to the judge. All group members present for the judge’s critique should be able to discuss the project and answer questions. Only group members present for judging who participate in the actual critique and presentation are eligible for ribbons and premiums. More information on Teens as Leaders Model found here: go.illinois.edu/4-HLeadershipModel

THE BEST CAREER & LEADERSHIP PROJECT AWARD WILL BE GIVEN FOR AN EXHIBIT IN EITHER COMMUNICATION, JOURNALISM, BABYSITTING, COLLEGE & CAREER READINESS, CONSUMER ED, OR LEADERSHIP.

The Department of Agriculture shall use its best efforts to secure sufficient appropriations to fund premiums. In any year for which the General Assembly of the State of Illinois fails to make an appropriation sufficient to pay such premiums, premiums amounts may not be accurately reflected in this Premium Book.

MAKER

The following classes are for 4-H youth 8 to 18 years of age. Maker projects will be judged during the **morning on THURSDAY, JULY 9, 2026.**

Three 4-H’ers can be selected for the Illinois State Fair from the Maker class.

4-H’ers are limited to receive one premium per class exhibited in premium eligible projects. Premium values will be: Blue: 4X, Red: 3X, and White: 2X

Maker - go.illinois.edu/DIYMakeBuild – Required 

Open to youth in all projects.

Exhibits in this category are designed to be multi-disciplinary in nature, innovative, and must not fit into any other exhibit category. To qualify for this category, your project **MUST** abide by the following guidelines:

- Exhibitors must complete at least two activities in the DIY Make & Build Curriculum and answer all the questions at the end of each lesson. You must display your answers to these questions, as well as your Maker Log from the DIY Make and Build curriculum.
- Exhibits must be an object or device that has an intended purpose and uses technology in either a mechanical way, digital (computer) way, or combination of the two. Your device or object **cannot** be one of the included activities in the DIY Make and Build Curriculum.
- The device must be something that can be used in everyday life by multiple people (a target audience), and **MUST** be manufactured/built by the exhibitor (If not fully manufactured by the exhibitor, the device **MUST** be modified structurally or be reprogrammed to perform a different function other than what it was designed to do).
- Exhibits **MUST** be able to interact with the outside world. (e.g. an on off switch, input sensors, feedback, etc.)
- Exhibits **MUST** include a detailed build log with instructions on how to make or build the exhibit, **AND** contain either a 3D rendering or detailed and labeled sketches of the device/product.
- All parts and software used in the design/build **MUST** be listed in a detailed Bill of Materials including cost per item and total cost. Total time spent on the build must be documented in your build log.

In addition, exhibitors are **HIGHLY** encouraged to use tools such as 3-D printers, laser cutters, routers and/or other hand/power tools to help in the manufacturing process (**NOTE: Simply 3-D printing or laser cutting an object without the other specifications does not qualify as a Maker Project**). It is also **HIGHLY** encouraged that exhibits use Open Source software and/or hardware in the build.

THE BEST STEM PROJECT AWARD WILL BE GIVEN FOR AN EXHIBIT IN EITHER AEROSPACE, COMPUTER SCIENCE, ROBOTICS, MAKER, TECHNOLOGIES, ESPORTS OR DRONES.

NATURAL RESOURCES

The following classes are for 4-H youth 8 to 18 years of age. Natural Resources projects will be judged during the **afternoon on THURSDAY, JULY 9, 2026.**

Three 4-H'ers can be selected for the Illinois State Fair from the Exploring Your Environment or Outdoor Adventure classes. Three 4-H'ers can be selected for the Illinois State Fair from the Sportfishing or Wildlife classes.

4-H'ers are limited to receive one premium per class exhibited in premium eligible projects. Premium values will be: Blue: 4X, Red: 3X, and White: 2X

Electricity and water are **NOT** available for these displays. **NO live animals or reptiles are permitted in these exhibits.**

Exploring Your Environment 1 - *Exploring Your Environment - Ecosystem Services* – Required 

Exhibit any item, project, or display made as it relates to an activity in the *Exploring Your Environment - Ecosystem Services* project manual. The display should demonstrate an understanding of natural and/or manmade environments, how humans affect the environment, or how the environment affects our lives. Include your project manual that documents activity recordkeeping, your answers to activity questions, and details personal thoughts and ideas.

Exploring Your Environment 2 - Exploring Your Environment – Earth’s Capacity – Required 

Exhibit any item, project, or display made as it relates to an activity in the *Exploring Your Environment – Earth’s Capacity* project manual. The display should demonstrate an understanding of one of the following: stewardship of natural resources, investigating greenhouse effects on living organisms, methods of reducing or managing waste in your home or community, or calculating your ecological footprint. Include your project manual that documents activity recordkeeping, your answers to activity questions, and details personal thoughts and ideas.


Outdoor Adventures 1-3 Choose the correct level project manual – Level 1: Hiking Trails, Level 2: Camping Adventures or Level 3: Backpacking Expeditions – Required 

Exhibit a display illustrating an activity completed from the project manual.

Natural Resources or Outdoor Adventures Innovation Class

Open to youth enrolled in any Natural Resources or Outdoor Adventures project.

Demonstrate the skills and knowledge you have gained through your Natural Resources or Outdoor Adventures project. Exhibit may be the result of knowledge gained from project manuals; independent study, interaction with natural resource or conservation professionals. The exhibit may include, but isn’t limited to, original works, objects, demonstrations, digital presentations, programs, websites, games, apps, performances, or posters which you have made. Choose whatever method best shows what you’ve learned. Your exhibit should not fit in the other exhibit options for this project. You must furnish any equipment you need for your exhibit. Internet service will not be provided for the exhibit. All exhibits must include something visual, such as a printed copy of a digital presentation, which will remain on display during the exhibition. Electronic equipment will only be used during your personal judging time and will not remain on display during the entire exhibit period.

Sportfishing 1 - Level 1: Take the Bait – Required 

Exhibit a product or display made to complete an activity in the *Take the Bait* project manual. This could include, but is not limited to, displays on: different types of fishing tackle, identifying different baits and their uses (no actual bait, please) or identifying the anatomy of a fish. For safety reasons, lures must be placed in a plastic case.

Sportfishing 2 - Level 2: Reel in the Fun – Required 

Exhibit a product or display made to complete an activity in the *Reel in the Fun* project manual. This could include, but is not limited to, displays on: different types of knots or rigs and their use; a collection of fishing lures, labeled with their use; or information on preparing and cooking fish (not recipes). For safety reasons, lures must be placed in a plastic case.

Sportfishing 3 - Level 3: Cast Into the Future – Required 

Exhibit a product or display made to complete an activity in the *Cast into the Future* project manual. This could include, but is not limited to, displays on: making artificial flies and lures; researching effects of water temperature; sportfishing careers; or identifying insects that fish eat. For safety reasons, lures must be placed in a plastic case.

Wildlife 1 - Wildlife Science Level 1 Digital – Required 

Exhibit any activity developed from the project manual. Be able to explain the importance of and concept behind the exhibit.

Wildlife 2 - Wildlife Science Level 2 Digital – Required 

Exhibit any activity developed from the project manual. Be able to explain the importance of and concept behind the exhibit.

Wildlife 3 - Wildlife Science Level 3 Digital – Required

Exhibit any activity developed from the project manual. Be able to explain the importance of and concept behind the exhibit.

Fish and Wildlife Innovation Class

Open to youth enrolled in any Sportfishing or Wildlife project.

Demonstrate the skills and knowledge you have gained through your Sportfishing or Wildlife project. Exhibit may be the result of knowledge gained from project manuals; independent study, interaction with natural resource or conservation professionals. The exhibit may include, but isn't limited to, original works, objects, demonstrations, digital presentations, programs, websites, games, apps, performances, or posters which you have made. Choose whatever method best shows what you've learned. Your exhibit should not fit in the other exhibit options for this project. You must furnish any equipment you need for your exhibit. Internet service will not be provided for the exhibit. All exhibits must include something visual, such as a printed copy of a digital presentation, which will remain on display during the exhibition. Electronic equipment will only be used during your personal judging time and will not remain on display during the entire exhibit period.

THE BEST ENVIRONMENTAL SCIENCE PROJECT AWARD WILL BE GIVEN FOR AN EXHIBIT IN EITHER FORESTRY, EXPLORING YOUR ENVIRONMENT, GEOLOGY, NATURAL RESOURCES, OUTDOOR ADVENTURES, SPORTFISHING, WILDLIFE OR WEATHER. THE AWARD IS SPONSORED BY DEKALB COUNTY SOIL AND WATER CONSERVATION.

The Department of Agriculture shall use its best efforts to secure sufficient appropriations to fund premiums. In any year for which the General Assembly of the State of Illinois fails to make an appropriation sufficient to pay such premiums, premiums amounts may not be accurately reflected in this Premium Book.

PHOTOGRAPHY

The following classes are for 4-H youth ages 8-18 years of age. Photography projects will be judged during the **afternoon on THURSDAY, JULY 9, 2026.**

Three 4-H'ers can be selected for the Illinois State Fair from the Photography classes.

4-H'ers are limited to receive one premium per class exhibited in premium eligible projects.

Premium values will be: Blue: 4X, Red: 3X, and White: 2X

ALL photos in exhibits must have been taken by the exhibitor. Photo/Model releases from individuals pictured in the exhibitor's photographs are required unless the photograph is of a group in a public place where identification would not be an issue. Metadata must be included on the back of the picture. The photo release and metadata tip sheet can be obtained at: go.illinois.edu/PhotographyProject. Photos may be taken with a camera, an electronic tablet (i.e. iPad), or a cell phone.

ALL photos must be accompanied by details of the camera settings that include:

- Camera/device used
- Aperture (F-stop)
- Exposure time (shutter speed)
- ISO (film/sensor sensitivity)
- Lighting used (flash, artificial, sunlight, other)
- Lens Filters (Ultra-Violet, Polarizing, etc.) if used.

Additional details required for Photo Editing ONLY:

- Photo editing software/application used (required for ALL edits and retouches except for cropping)
- Filters used (lens filters and or digital/software filters)

Members are allowed to shoot on a camera's automatic setting but should be able to find the metadata information on the photo to discuss the information above.

All exhibitors must include unframed (taped to the back of the framed exhibit or attached to the project booklet) **original or un-edited** versions of either the same subject or the examples of the same technique that the framed image represents. This will assist the judge in understanding the choices made by the photographer to build the exhibited composition.

NOTE: Images taken with devices that apply an automatic filter will not be eligible for award.

Photography 1 - Level 1: *Photography Basics* – Required

Exhibit one framed photo which demonstrates your understanding of a technique you learned from your Photography 1 project manual. No photo editing is allowed in this class except cropping and red eye removal. Be prepared to show the page in the manual of the technique you are demonstrating. Exhibits for this class should be a framed 5"x7" or 8"x10" picture.

Photography 2 - Level 2: *Next Level Photography* – Required

Exhibit one of the options listed below:

- Exhibit one framed 8" x 10" close-up photograph using the skills learned on pages 58-61(section: Bits and Pieces) of the project manual titled Level 2 *Next Level Photography*. No photo editing is allowed in this class except cropping and red eye removal. Be prepared to show the page in the manual of the technique you are demonstrating. **OR**
- Exhibit one framed 8" x 24" or smaller panorama photograph using the skills learned on pages 62-65(section: Panorama) of the project manual titled Level 2 *Next Level Photography*. No photo editing is allowed in this class except cropping and red eye removal. Be prepared to show the page in the manual of the technique you are demonstrating. **OR**
- Exhibit one framed 8" x 10" photo which demonstrates your understanding of a technique you learned from your Photography 2 project manual. No photo editing is allowed in this class except cropping and red eye removal. Be prepared to show the page in the manual of the technique you are demonstrating.

Photography 3 - Level 3: *Mastering Photography* – Required

Exhibit one of the options listed below:

- Exhibit one framed 8" x 10" still-life photo that demonstrates good composition, including color, form, texture, lighting and depth of field. No photo editing is allowed in this class except cropping and red eye removal. Be prepared to show the page in the manual of the technique you are demonstrating. **OR**
- Exhibit one framed 8" x 10" photo which demonstrates your understanding of a technique you learned from your Photography 3 project manual. No photo editing is allowed in this class except cropping and red eye removal. Be prepared to show the page in the manual of the technique you are demonstrating.

Photo Editing

Open to members in Photography 1, Photography 2, and Photography 3.

Exhibit one framed 8" x 10" photo that has been altered using digital photo-editing techniques (beyond cropping and red-eye reduction). Include a print of the original photo(s), taped to the back of the photo frame. Photos in which an automatic filter was applied at the time the photograph was taken will not be eligible for award.

AWARDS WILL BE AWARDED FOR THE BEST CREATIVE ARTS – BEGINNING PHOTOGRAPHY AND OVERALL PHOTOGRAPHY PROJECT FOR EXHIBITS IN PHOTOGRAPHY OR VIDEO/FILMMAKING.

PLANTS & SOIL SCIENCES

The following classes are for 4-H youth 8 to 18 years of age. Plant & Soil Sciences projects will be judged during the **afternoon on THURSDAY, JULY 9, 2026.**

Three 4-H'ers can be selected for the Illinois State Fair from the Plant & Soil Science or Cover Crops classes.

4-H'ers are limited to receive one premium per class exhibited in premium eligible projects.
Premium values will be: Blue: 4X, Red: 3X, and White: 2X

Cover Crops

Exhibit an experimental or educational activity related to one experience from your project; **OR** prepare a display focusing on any activity related to the cover crops project. This could be related, but not limited, to plant growth & development, cover crop benefits, land management, sustainability, or other topics of interest to the member related to cover crops. A cover crop might include any plant that is sown in between primary production crops for the benefit of overall farm health rather than crop yield (examples: pennycress, clover, radish, annual ryegrass, etc.). The exhibit may include, but isn't limited to, original works, objects, demonstrations, digital presentations, programs, websites, games, apps, performances, or posters which you have made. Choose whatever method best shows what you've learned. You must furnish any equipment you need for your exhibit. Internet service will not be provided for the exhibit. All exhibits must include something visual, such as a printed copy of a digital presentation, which will remain on display during the exhibition. Electronic equipment will only be used during your personal judging time and will not remain on display during the entire exhibit period.

Plants & Soils 1 - *It's More Than Just Dirt* – Required

Prepare a 36" X 48" display or a poster no larger than 36" X 48" and 15" deep that illustrates an activity from the project manual. The display should demonstrate an understanding of environmental and internal factors that affect plant growth and the function and characteristics of soil. Include your project journal that documents activity recordkeeping requirements, answers activity questions, and details personal thoughts and ideas in response to each activity.

Plants & Soils 2 - *Stems and Stamens* – Required

Prepare a 36" X 48" display or a poster no larger than 36" X 48" and 15" deep that illustrates an activity from the project manual. The display should demonstrate an understanding of the composition of plants, the functions of individual plant parts, plant life cycles, and the many ways plants reproduce. Include your project journal that documents activity recordkeeping requirements, answers activity questions, and details personal thoughts and ideas in response to each activity.

Plants & Soils 3 - *Sprouting Out and Growing UP* – Required

Prepare a 36" X 48" display or a poster no larger than 36" X 48" and 15" deep that illustrates an activity from the project manual. The display should demonstrate an understanding of the relationship between soil and other cycles found in nature. Displays should also provide an example of a leadership or service learning experience focused on environmental stewardship. Include your project journal that documents activity recordkeeping requirements, answers activity questions, and details personal thoughts and ideas in response to each activity.

THE BEST HORTICULTURE & GARDENING PROJECT AWARD WILL BE GIVEN FOR AN EXHIBIT IN EITHER AGRONOMY, HORTICULTURE, FLORICULTURE, PLANTS & SOIL SCIENCE OR VEGETABLE GARDENING.

READY4LIFE

The following classes are for 4-H youth 11 to 18 years of age. Ready4Life projects will be judged during the **afternoon on THURSDAY, JULY 9, 2026.**

Two 4-H'ers can be selected for the Illinois State Fair for Career class. Two 4-H'ers can be selected for the Illinois State Fair from the Entrepreneurship class.

4-H'ers are limited to receive one premium per class exhibited in premium eligible projects.
Premium values will be: Blue: 4X, Red: 3X, and White: 2X

Ready4Life Career

Open to 11- to 18-year-olds in all projects.

Exhibits in this category must include the following: a) a physical representation of the career such as a model, prototype or display/portfolio that includes images of accomplished work; b) verbal or written explanations that demonstrate knowledge of the related career or business fields, potential careers, and the appropriate requirements for achievement in those fields. The judging criteria for this class values thoroughness of career exploration and pursuit above the workmanship of the physical specimen on display.

Ready4Life Entrepreneurship

Open to 11- to 18-year-olds in all projects.

Exhibits in this category must include the following: a) a physical representation of the business product such as a model, prototype or display/portfolio that includes images of accomplished work; b) verbal or written explanations that demonstrate knowledge of the related business fields, potential business opportunities, and the appropriate requirements for achievement in those fields. The judging criteria for this class values thoroughness of the business exploration and pursuit above the workmanship of the physical specimen on display.

ROBOTICS

The following classes are for 4-H youth 8 to 18 years of age. Robotics projects will be judged during the **morning on THURSDAY, JULY 9, 2026.**

Three 4-H'ers can be selected for the Illinois State Fair for Robotics classes.

4-H'ers are limited to receive one premium per class exhibited in premium eligible projects.
Premium values will be: Blue: 4X, Red: 3X, and White: 2X

NOTE: If applicable for their class and display, exhibitors must bring their own computers for demonstration purposes; computers will not be provided. Exhibits in classes 50285, or 50286 are designed to be used with LEGO Mindstorms (NXT, EV3, Lego Inventor, Lego Spike Prime).

- Any other programmable robot kit such as Arduino or Raspberry Pi, should be exhibited in Robotics 3 (50292).
- Members should bring their robot to the fair.

Robotics 1 - Robotics 1 with EV3 or go.illinois.edu/RoboticsActivities1 – Required 

Exhibitors will design, build and program a robot that uses at least one sensor to autonomously follow a path, respond to and/or avoid obstacles. **The robot must be autonomous and cannot be controlled remotely.** Exhibitors in this class must use at least one sensor in their robot design. Exhibiting youth must complete and display a build log which contains a diagram (drawing or 3D rendering) of their robot with each of the key

components labeled, an explanation of why they made the design/programming decisions they made, and a short journal sharing what they learned about the engineering design process and programming throughout their work in the project (as well as while preparing the exhibit). In addition, each youth must bring their program code (on laptop or on paper), and their robot to demonstrate. The robot and obstacles must be able to fit on a 4' x 8' robotics table when being judged, and a 2' x 2' area when being displayed.

Robotics 2 - Robotics 2: EV3 N More or go.illinois.edu/RoboticsActivities2 – Required

Exhibitors will design, build and program a robot that uses sensors and programming to complete two of the selected challenges from the 2025 4-H State Robotics Challenge. **The robot must be autonomous and cannot be controlled remotely.** Eligible challenges will be marked in the Challenge Documents and on the Illinois 4-H Robotics website (go.illinois.edu/4HRoboticsProjectPage). Exhibiting youth must complete and display a build log which contains a diagram (drawing or 3D rendering) of their robot with each of the key components labeled, an explanation of why they made the design/programming decisions they made, and a short journal sharing what they learned about the engineering design process and programming throughout their work on the project (as well as while preparing the exhibit). In addition, each youth must bring their program code (on laptop or on paper), and their robot to demonstrate. The robot and obstacles must be able to fit on a 4' x 8' robotics table when being judged, and a 2' x 2' area when being displayed.

Robotics 3 - go.illinois.edu/4HRoboticsProjectPage – Required

Open to youth enrolled in Robotics 3, but may also include youth in Robotics 1 or 2 if the exhibit meets the guidelines.

Exhibit an original robot, either homemade or a kit that does not fall under Robotics 1 or 2 that can complete a task using MULTIPLE sensors. **The robot must be autonomous, Text Based (Python, C etc.) and cannot be controlled remotely.** If a robot kit is used, then some parts of the robot must be built using other components such as wood, plastic or metal. The robot can include any type of motors, pneumatics or sensors. This class can also be used for LEGO Mindstorms/Spike Prime, etc. or Vex kits where the exhibit does not fall under Robotics 1 or 2 exhibit options. Autonomous control of the robot may also be achieved using an “open source” platform such as Arduino or Raspberry Pi and can be programmed using a coding language that is publicly available. Exhibitors must complete and display a build log which contains a diagram (drawing or 3D rendering) of their robot with each of the key components labeled, an explanation of why they made the design/programming decisions they made, and a short journal sharing what they learned about the engineering design process and programming throughout their work in the project (as well as while preparing the exhibit). In addition, each youth must bring their program code (on laptop or on paper), and their robot to demonstrate. Exhibits in this class must be able to fit on no more than a 6' x 2' table (or ground footprint) and must be fully assembled 15 minutes prior to the judging start time. No exceptions.

Junk Drawer Robotics

All exhibits should be original designs made with everyday objects and materials. Exhibits with purchased kits will not be accepted. Exhibitors are also required to bring their Junk Drawer Robotics Youth Robotics Notebook with the sections completed for the project they are exhibiting, including the sections leading up to the activity they are exhibiting. For example, if a youth is bringing Activity E from Junk Drawer Level 1, they should have Youth Robotics Notebook sections A-E completed. For Innovation Class, all sections should be completed for your level.

Junk Drawer Robotics 1 - Junk Drawer Level 1: Give Robotics A Hand project book & Youth Robotics Notebook – Required

Exhibit any item from the “To Make” activity from the Junk Drawer Robotics Level 1 project book. Be sure all robotics notebook sections within the module being exhibited are filled in.


Junk Drawer Robotics 2 - *Junk Drawer Level 2: Robots on the Move project book & Youth Robotics Notebook* – Required 

Exhibit any item from the “To Make” activity from the Junk Drawer Robotics Level 2 Book. Be sure all robotics notebook sections within the module being exhibited are filled in.



Junk Drawer Robotics 3 - *Junk Drawer Level 3: Mechatronics project book & Youth Robotics Notebook* – Required 

Exhibit any item from the “To Make” activity from the Junk Drawer Robotics Level 3 Book. Be sure all robotics notebook sections within the module being exhibited are filled in.

Junk Drawer Innovation Class - *Junk Drawer project book from appropriate level & Youth Robotics Notebook* – Required 

This class is open to any youth in Junk Drawer Robotics 1, 2, or 3.

Exhibit any item that incorporates two or more activities into a single robot/machine to accomplish a task. There must be a clear task being accomplished with an end goal in mind. Feel free to think outside of the box as you find ways to combine the principles and mechanics to make something new. You will be judged on your creativity and ability to explain your design choices in addition to the construction and performance of your robot.

THE BEST STEM PROJECT AWARD WILL BE GIVEN FOR AN EXHIBIT IN EITHER AEROSPACE, COMPUTER SCIENCE, ROBOTICS, MAKER, TECHNOLOGIES, ESPORTS OR DRONES.

SERVICE LEARNING

The following classes are for 4-H youth 8 to 18 years of age. Service Learning projects will be judged during the **afternoon on THURSDAY, JULY 9, 2026.**

Two 4-H’ers can be selected for the Illinois State Fair for the Service Learning classes.

4-H’ers are limited to receive one premium per class exhibited in premium eligible projects. Premium values will be: Blue: 4X, Red: 3X, and White: 2X

Service Learning 1

Exhibit a binder portfolio to reflect what the exhibitor accomplished in the four steps of service learning. This should include researching the need of the community and steps taken to serve that need. If exhibitor has been enrolled in project for multiple years, the binder portfolio should include previous years’ work. Use of page protectors is recommended. A display board may accompany the portfolio-

Service Learning 2

Exhibit a binder portfolio to reflect what the exhibitor accomplished in the four steps of service learning. This should include a walk-about to observe needs, assessment of needs and assets in your community, surveys/interviews conducted to identify needs and the solution. If exhibitor has been enrolled in project for multiple years (including Service Learning 1), the binder portfolio should include previous years’ work. Use of page protectors is recommended. A display board may accompany the portfolio-

Service Learning Group Exhibit

Open to groups whose members are enrolled in any Service Learning project.

Due to space limitations, exhibits are limited to 36” X 48” and 15” deep. Group members should be enrolled in Service Learning – Agents of Change (Level 1) and/or Raise Your Voice (Level 2). Register community project at

go.illinois.edu/4HCommunityProjectRegistration, additional resources located on site.

Exhibit should be educational in nature and should inform others of steps taken to engage group members in **1)** identifying a local need, conducting a local needs assessment to find a need that is already visible in the community; **2)** determine types of activities group members can/want to do; **3)** List all of the activities, projects, or needs identified to review with group members; **4)** create a plan and timeline for completing the service project (including-project goals; tasks involved; time commitment; permission needed from community stakeholders; a budget, a source for securing those funds; insurance needs; equipment and supplies; publicity; potential partners if additional help is needed; a risk management plan; and a process for evaluating the project; **5)** prepare for group members to engage in the service project which may include instruction on completing specific tasks and/or educating members on how the project will benefit the community; **6)** complete the project; **7)** documentation of service experience with photos, videos; or written reports; **8)** once project is completed, reflect on success and/or challenges encountered during execution of the service project; consider what you might do differently in future service projects.

Create a display which will educate the public regarding the impact of the service project for both the community and the group members. The display must be accompanied by at least 3 but no more than 10 4-H members at the time of the judge's critique. Groups wishing to include more than 10 members must ask for an accommodation, at least one week prior to judging. Group members should make a 5-10 minute presentation for the judge. Group members should create a display which showcases the service project and the steps needed to complete it. Only group members present for the judging and who participate in the critique and presentation are eligible for ribbons and premiums.

THE BEST GLOBAL CIVIC ENGAGEMENT PROJECT AWARD WILL BE GIVEN FOR AN EXHIBIT IN EITHER CIVIC ENGAGEMENT, SERVICE LEARNING, FAMILY HERITAGE, INTERCULTURAL

SHOOTING SPORTS

The following classes are for 4-H youth 8 to 18 years of age. Shooting Sports projects will be judged during the **morning on THURSDAY, JULY 9, 2026.**

Two 4-H'ers can be selected for the Illinois State Fair for Shooting Sports classes.

4-H'ers are limited to receive one premium per class exhibited in premium eligible projects. Premium values will be: Blue: 4X, Red: 3X, and White: 2X

Participants must be a member of an approved 4-H Shooting Sports Club to exhibit. Age restrictions apply to the different Shooting Sports disciplines and apply to exhibits. All exhibits should be posters or stand-alone items suitable for display to the general public. Stand-alone items have the intent to enhance the discipline such as a quiver, gun case, gun sling, locking cabinet, gun or target stand, sporting clays equipment wagon, etc. Exhibits deemed to be inappropriate by a superintendent will not be displayed.

NOTE: Shooting Sports Displays have the following prohibitions:

- No live ammunition.
- Sharp items, such as knives, field points, hunting broadheads, etc. may be included if displayed securely and enclosed to prevent handling; unsafe entries may be removed at staff discretion.
- No functional or non-functional bows, firearms or firearm parts that could be reassembled are allowed.
- No humanoid shaped targets or reference to paintball, laser tag, air-soft, or pointing of any type of firearm or bow toward another person is allowed.

- No display involving primarily tactical design firearms (i.e. AR platform or military type firearms).
- No reference or use of the word “weapon” should be used in a display.
- Make sure there are no safety violations in your display. (Example: no earplugs or safety glasses in a picture of a person shooting a firearm.).

Shooting Sports: Archery Display

Exhibit a poster or stand-alone display depicting safe archery handling, range safety, the parts of the bow, tracking the target, target sighting, or another topic you have learned through the 4-H Shooting Sports program.

Shooting Sports: Rifle Display

Exhibit a poster or stand-alone display depicting safe firearm handling, range safety, the parts of the rifle, tracking the target, target sighting, or another topic you have learned through the 4-H Shooting Sports program.

THE BEST SHOOTING SPORTS AWARD WILL BE GIVEN FOR AN EXHIBIT IN ARCHERY OR AIR RIFLES.

SMALL ENGINES

The following classes are for 4-H youth 8 to 18 years of age. Small Engines projects will be judged during the **morning on THURSDAY, JULY 9, 2026.**

One 4-H'er can be selected for the Illinois State Fair from Small Engine classes.

4-H'ers are limited to receive one premium per class exhibited in premium eligible projects. Premium values will be: Blue: 4X, Red: 3X, and White: 2X

Small Engine displays must be no larger than 4' x 4' display board. Exhibits must be portable. No complete engines, lawn tractors, tillers, chainsaws, etc. are permitted for display. No electrical power is available for displays/exhibits.

Small Engines 1-3

Exhibit a display, selecting one of the following items:

- **Ignition/Electrical System:** Identify the parts of the Ignition System and explain how magnetic energy is produced through the ignition system to ignite the spark plug; **OR**
- **Compression System:** Explain how heat energy is produced and engine power is measured by an engine and/or converted into mechanical energy through transmissions; **OR**
- **Heat Transfer:** Explain how heat is transferred through the cooling and lubrication system of an air cooled or water cooled engine; **OR**
- **Filter Maintenance:** Explain the proper maintenance and cleaning of the air, fuel and oil filters of an engine; **OR**
- **What does a serial number reveal?:** Explain the various information that can be learned from the serial number or identification number stamped on the shroud of a Briggs & Stratton engine; **OR**
- **Tools to do the job:** Identify and explain the function(s) of different specialty tools needed for small engine work; **OR**
- **Experimentation:** Explain through illustration an experiment you conducted from the project manual showing the results of your work.

THREE BEST STEM PROJECT AWARD WILL BE GIVEN FOR EXHIBITS IN EITHER ELECTRICITY, SMALL ENGINES, TRACTOR OR WELDING.

THEATRE ARTS

The following classes are for 4-H youth ages 8-18 years. Theatre Arts projects will be judged during the **afternoon on THURSDAY, JULY 9, 2026.**

Three 4-H'ers can be selected for the Illinois State Fair from the following Theatre Arts classes.

4-H'ers are limited to receive one premium per class exhibited in premium eligible projects.

Premium values will be: Blue: 4X, Red: 3X, and White: 2X

Theatre Arts 1

Exhibit one of the following items:

- **Portfolio of acting activities** completed during the current year. This should include at least 3 of the following: list of roles/performances, pictures or description of hair or makeup, pictures or description of a favorite costume, pictures or description of a particular set piece or prop, ticket stubs or marketing materials, playbill, description of audition process, highlights of acting skills honed (such as stage directions, auditioning, projection, diction, character development, physicality, vocal expression, facial expressions, memorization, understanding of how to read a script, ability to take direction, confidence, collaboration with scene partners etc.) *Note: A video of performances is not considered a portfolio and will not be accepted for exhibit.* **OR**
- **Display illustrating a picture story** developed by the exhibitor. Your picture story should include a minimum of 3 boxes with a character, problem, and solution. **OR**
- **Write a personal monologue.** Create a character, decide what your character wants, what are the obstacles, and create your character's thoughts and struggles.

Theatre Arts 2

Exhibit one of the following items:

- **Block a scene.** Choose a scene from a published play and become the director. Clearly mark stage directions, blocking, entrances and exits, and any additional notes you would want to share with the actors. **OR**
- **Write a scene.** Create a scene that includes at least 2 characters, has an established setting, plot, and time, and include stage directions. **OR**
- **Create a mask** that either represents a character of your choice or models a mask from a given historical time period integral to the history of theatre.

Theatre Arts 3

Exhibit one of the following items:

- **Portfolio of activities** for set design; make-up; or sound, props, or costuming completed during the current year. This should include pictures of activities, information on the show or performance, details on your involvement. **OR**
- **Display that includes** sound, props and costume charts appropriate for a selected scene from a story or play (limited to no more than 8 items). **OR**
- **Display a scenic design model** to depict a scene from a script; **OR**
- **Display illustrating a character** with make-up drawn or colored in. Include a photograph of a person wearing the make-up and information on the character's personality or part in the play.

Theatre Arts Innovation Class

Open to youth enrolled in Theatre Arts.

Demonstrate the skills and knowledge you have gained through Theatre Arts project. The exhibit may include, but isn't limited to, original works, objects, demonstrations, digital presentations, programs, websites, games, apps, performances, or posters which you have made. Choose whatever method best shows what you've learned. Your exhibit should not fit in the other exhibit options for this project. You must furnish any equipment you need for your exhibit. Internet service will not be provided for the exhibit. All exhibits must include something visual, such as a printed copy of a digital presentation, which will remain on display during the exhibition. Electronic equipment will only be used during your personal judging time and will not remain on display during the entire exhibit period.

THE BEST CREATIVE ARTS PROJECT AWARD WILL BE GIVEN FOR AN EXHIBIT IN EITHER CREATIVE WRITING, INTERIOR DESIGN OR THEATRE ARTS.

TRACTOR

The following classes are for 4-H youth 8 to 18 years of age. Tractor projects will be judged during the **morning on THURSDAY, JULY 9, 2026.**

Two 4-H'er can be selected for the Illinois State Fair from Tractor classes.

4-H'ers are limited to receive one premium per class exhibited in premium eligible projects.

Premium values will be: Blue: 4X, Red: 3X, and White: 2X

Tractor A - Level A: Starting Up – Required

Exhibit a display or poster that illustrates one of the following topics: tractor safety; care and maintenance; the tractor as a valuable farm machine; or an activity listed in the 4-H project manual.

Tractor B - Level B: Tractor Operation – Required

Exhibit a display or poster that illustrates one of the following topics: cause and prevention of rollovers; diagram how an air cleaner works; diagram and identify an engine cooling system; regulations for battery & oil disposal; or another activity listed in the 4-H project manual.

Tractor C - Level C: Moving Out – Required

Exhibit a display or poster that illustrates one of the following topics: wagon and bin hazards; diagram and identify open and closed hydraulic systems; mower types and safety features; conveyor types and safety features; or another activity listed in the 4-H project manual.

Tractor D - Level D: Learning More – Required

Exhibit a display or poster that illustrates one of the following topics: method of winterizing a tractor; chemical uses and required safety equipment; parts and process of internal combustion engine; procedure for cleaning and flushing tractor radiator; or another activity.

Tractor Innovation Class

Open to youth enrolled in Tractor A, B, C or D.

Demonstrate the skills and knowledge you have gained through the Tractor project. This could be related to, but not limited to, advancements in technology, enhancements to crop production, or a topic of interest to the member related to tractors or farm machinery. The exhibit may include, but isn't limited to, original works,

objects, demonstrations, digital presentations, programs, websites, games, apps, performances, or posters which you have made. Choose whatever method best shows what you've learned. Your exhibit should not fit in the other exhibit options for this project. You must furnish any equipment you need for your exhibit. Internet service will not be provided for the exhibit. All exhibits must include something visual, such as a printed copy of a digital presentation, which will remain on display during the exhibition. Electronic equipment will only be used during your personal judging time and will not remain on display during the entire exhibit period.

THREE BEST STEM PROJECT AWARDS WILL BE GIVEN FOR EXHIBITS IN EITHER ELECTRICITY, SMALL ENGINES, TRACTOR OR WELDING.

VETERINARY SCIENCE

The following classes are for 4-H youth 8 to 18 years of age. Veterinary Science projects will be judged during the **morning on THURSDAY, JULY 9, 2026.**

One 4-H'er can be selected for the Illinois State Fair from the Veterinary Science class.

4-H'ers are limited to receive one premium per class exhibited in premium eligible projects. Premium values will be: Blue: 4X, Red: 3X, and White: 2X

Veterinary Science 1

Open to youth in Veterinary Science 1, 2, and 3. For youth enrolled in this project 1-2 years.

Prepare a display focusing on any activity related to the veterinary science project. The exhibit may include, but isn't limited to, original works, objects, demonstrations, digital presentations, programs, websites, games, apps, performances, or posters which you have made. Choose whatever method best shows what you've learned. You must furnish any equipment you need for your exhibit. Internet service will not be provided for the exhibit. All exhibits must include something visual, such as a printed copy of a digital presentation, which will remain on display during the exhibition. Electronic equipment will only be used during your personal judging time and will not remain on display during the entire exhibit period. Live animals are not permitted as exhibits in this area. For safety reasons, exhibits cannot include glass, syringes with needles or any other sharp objects. Exhibits may include activities from Veterinary Science projects OR from any other Animal project area.

Veterinary Science 2

Open to youth in Veterinary Science 1, 2, and 3. For youth enrolled in this project 3 or more years.

Prepare a display focusing on any activity related to the veterinary science project. The exhibit may include, but isn't limited to, original works, objects, demonstrations, digital presentations, programs, websites, games, apps, performances, or posters which you have made. Choose whatever method best shows what you've learned. You must furnish any equipment you need for your exhibit. Internet service will not be provided for the exhibit. All exhibits must include something visual, such as a printed copy of a digital presentation, which will remain on display during the exhibition. Electronic equipment will only be used during your personal judging time and will not remain on display during the entire exhibit period. Live animals are not permitted as exhibits in this area. For safety reasons, exhibits cannot include glass, syringes with needles or any other sharp objects. Exhibits may include activities from Veterinary Science projects OR from any other animal project area.

TWO AWARDS WILL BE GIVEN TO THE BEST ANIMAL OR VET SCIENCE PROJECTS

VIDEO/FILMMAKING

The following classes are for 4-H youth 8 to 18 years of age. Video projects will be judged during the **afternoon on THURSDAY, JULY 9, 2026.**

Three 4-H'ers can be selected for the Illinois State Fair from the Video classes.

4-H'ers are limited to receive one premium per class exhibited in premium eligible projects. Premium values will be: Blue: 4X, Red: 3X, and White: 2X

All Exhibitors must bring their video to be judged on a USB flash drive and saved in .MP4 format at the State Fair. Wireless Internet access is not necessarily available. Exhibitors are encouraged to post their video on YouTube.com in advance of State Fair. Exhibitors may choose whether to make the video “public, unlisted” (someone must have the link to view it), or “private” (only people you choose may view it). This will allow fairgoers to view the exhibits on display. There will be TV monitors at the exhibit table for viewing videos so exhibitors will NOT need to bring a laptop or device for viewing at the State Fair. However, at the county level, you need to bring your own device (including a way for your judge to hear your video) for viewing. All Video/Filmmaking exhibitors must include a printed copy of materials which will remain on display.

Requirements that apply to ALL video classes:

- Videos can be produced as an individual or a group of up to 5 members.
- Video submissions should be no longer than five (5) minutes in length (unless noted differently in class description).
- Videos are to be original and a result of the member's current year's work.
- Image and sound quality will be considered in relation to equipment available to and used by exhibitor.
- All videos should comply with copyright regulations and display an image that is appropriate for 4-H audiences.
- No time or date should be imprinted on the video footage.
- All videos should include an opening title screen, as well as closing credits which include date of production, name of video exhibitor and research sources if appropriate.
- All videos should include (1) Evidence of story line; (2) Use of camera angles; (3) Use of zooming techniques; and (4) Smoothness of scene changes.
- Photo/Model releases from individuals appearing in the videos are required unless the video is of a group in a public place where identification would not be an issue. Youth should have a signed model release for anyone appearing in the video besides themselves, and those should be brought to judging. Forms are available at go.illinois.edu/modelrelease.
-

Commercial or Promotional Video - Individual & Group

Prepare a short video (30 seconds to 1 minute in length) that promotes an event, advertises a specific project/product, or is a public service announcement. The video should demonstrate skills in making and editing video.

Animated Video - Individual & Group

Video in this class should represent creative animation of original artwork created by the exhibitor and may include stop motion techniques. Media might include images created with graphics software or hand-drawn images.

Documentary - Individual & Group

Video in this class should represent a research-based investigation into a topic of choice. Video credits should list research sources and may include paper or electronically published materials, as well as interviews with experts

or constituents related to the topic of investigation.

Short Story or Short Narrative - Individual & Group

Prepare a short video that tells a story. The video should demonstrate skills in making and editing video.

Video/Filmmaking Innovation Class - Individual & Group

Open to youth enrolled in Video/Filmmaking.

Demonstrate the skills and knowledge you have gained through the Video project. **Your exhibit should not fit in the other exhibit options for this project.** The exhibit may include, but isn't limited to, original works, objects, demonstrations, digital presentations, programs, websites, games, apps, performances, or posters which you have made. Choose whatever method best shows what you've learned. You must furnish any equipment you need for your exhibit. Internet service will not be provided for the exhibit. All exhibits must include something visual, such as a printed copy of a digital presentation, which will remain on display during the exhibition. Electronic equipment will only be used during your personal judging time and will not remain on display during the entire exhibit period.

AWARDS WILL BE GIVEN FOR THE BEST CREATIVE ARTS – BEGINNING PHOTOGRAPHY AND OVERALL PHOTOGRAPHY PROJECT FOR EXHIBITS IN PHOTOGRAPHY OR VIDEO/FILMMAKING.

VISUAL ARTS

The following classes are for 4-H youth 8 to 18 years of age. Visual Arts projects will be judged during the **morning on THURSDAY, JULY 9, 2026.**

One 4-H'er can be selected for the Illinois State Fair in each of the following Original Visual Art Classes: Paper 2D, Paper 3D, Fiber, Clay, Wood, Metal, Nature, Computer-Generated Art, Computer-Generated Art-Graphic Design, Three- Dimensional Design/Mixed Media, Three-Dimensional Design/Mixed Media-Diorama, Leather, Heritage Arts, Quilting (You Can Quilt), Quilting (Quilting the Best Better), Chalk/Carbon Pigment created on clay, glass, wood, metal or textiles, Chalk/Carbon Pigment on Canvas, Chalk/Carbon Pigment on Paper.

Two 4-H'ers can be selected in each of the following classes Scrapbooking, Food/Cake Decorating, Open Form and Emerging Techniques, and Glass/Plastic.

4-H'ers are limited to receive one premium per class exhibited in premium eligible projects. Premium values will be: Blue: 4X, Red: 3X, and White: 2X

*Exhibitors **MUST** be enrolled in the Visual Arts project category in which they are exhibiting.*

General Rules

1. Articles exhibited must have been made by the 4-H'er during the current 4-H year. Exhibitors are encouraged to date the project when it is made.
2. Members may enter a **total** of **27** projects in the Visual Arts Department. (Members may not enter more than **3 projects per category**. Mixed media items should be placed in categories of dominate media.) Members should not enter more than one item using a particular media. For example: A member may enter a watercolor, acrylic, or pencil drawing in the chalk/carbon/pigment class but shall not enter 3 watercolors. The members 3 entries per media could consist of 2 originals and 1 non-original or 3 originals and no non-originals.
3. Members in Food Decorating or Scrapbooking are allowed to enter only ONE level based on their experience.
4. 4-H'ers are limited to receive one premium per class exhibited in premium eligible projects. In visual arts if

you exhibit 2 projects in Chalk/Carbon/Pigment you will only receive one premium. However, if you enter 1 project in Non-Original CCP and the other in Original CCP the 4-H'er would receive 2 premiums as these are separate classes.

5. Classification of Visual Arts projects can be confusing. If you have questions about how to properly register your project, please consult the Extension office.
6. All items must be properly prepared for exhibit. Items which are intended to be hung must be prepared for hanging with wire. The hanging device must be sturdy enough to support the weight of the object. Drawings and paintings should be matted and preferably framed under glass. Please refer to "Matting and Framing Requirements" below.
7. For both original and non-original work 4-H'ers should provide the source of their artwork if they use one (example: photo, picture, etc.)
8. When utilizing repurposed materials, source wisely to avoid materials from old furniture, painted wood, or metal objects that may contain lead-based paint. Items manufactured before 1978 are particularly risky. If you are unsure, lead testing kits to check painted surfaces are available at hardware stores. Consider safely stripping or sealing unknown paint with a non-toxic barrier to prevent exposure.
9. Unless otherwise noted, projects should be no larger than 48"x48".

Original Work - is any project made without the use of commercial/store purchased pattern or design. The 4-H'er has developed, created & implemented the project. Articles exhibited must be an original design created by the exhibitor (except in Heritage Arts, which may follow a pattern, AND Fiber-Non-Original Ages 8-10 ONLY).

*Copyrighted or trademarked designs are not acceptable; this includes team, school logos and/or characters from movies such as Mickey Mouse, Iron Man, etc. Kits and preformed molds are not considered original and are not acceptable in any Visual Arts Class. Combining parts of different patterns (pictures, photographs, images from the internet or a magazine) with the member's own ideas can result in an original design, but simply changing the color, pattern and/or size of a pattern does NOT make the design original. This also applies for ideas found on a site such as Pinterest. If you see something on Pinterest that you like, you can use that idea as your inspiration, however, create something which is fundamentally different. It **MUST NOT BE AN EXACT REPLICA OF** something the judge can search for and find on Pinterest. The exhibit may combine parts of different patterns and/or ideas with the concepts of the member, however changing the color or changing the size of the item or pattern used does NOT make it original. If you create an exact replica of what you see somewhere else, it is not your original design. If a photo, sketch, or other idea source was used, submit it with your entry, firmly attached to your exhibit. Be prepared to explain how and where you got the idea for this project.*

Non-Original Work – is any project which is made from a kit or the use of a pattern, picture or book. Crafts found online or on Pinterest are considered non-original work.

Use of the 4-H Clover- Chartered 4-H clubs and enrolled 4-H members are authorized to use the 4-H Name and Emblem. This includes permission for an enrolled 4-H member to use the 4-H name and emblem in exhibits created for personal use and as part of 4-H sponsored events. This includes 4-H decorated cookies, a 4-H clover printed for use in a scrapbook or included as part of any other 4-H exhibit. Use of the green clover shaped image is not protected.

The 4-H "emblem" is distinguished by the four H's that signify Head, Heart, Hands and Health. **No creative rendering, changes in color or shape of the official 4-H emblem is allowed.**

Matting and Framing Requirements:

Drawings and paintings must be matted and framed, preferably under glass. (Oil and acrylic paintings do not require glass and are not required to be matted.) Watercolor, chalk, pen & ink, computer-generated art, etc. do require some protective covering. Gallery frames are acceptable. Canvas paintings that continue "over the edges"

are acceptable without frames; however, the piece must still be prepared for hanging.

There is no specific requirement on type of mat. Purchased, pre-cut mats (which are available at craft and discount stores) are acceptable.

All items must be properly prepared for exhibit. **All framed items must be prepared for hanging.** The hanging device must be sturdy enough to support the weight of the object. Framed items not intended to be hung should be noted as such on the exhibit tag and a photo of the artwork being displayed should be included.

***Indicates ineligibility for State Fair. County project only.**

Chalk/Carbon/Pigment (Drawing and Painting): Division A: Canvas

Any original artwork created on canvas using traditional materials such as pencils, chalk, pens, ink, paint, charcoal, or dyes. All artwork must be framed, matted, or otherwise prepared for display. Oil and acrylic paintings may be exhibited without glass or matting and are acceptable unframed if the canvas edges are finished and the piece is ready to hang. Watercolor, chalk, pen and ink, and similar media require protective covering, such as glass or a clear sleeve. Gallery-style frames are acceptable, provided the piece is equipped for hanging. If the artwork is not designed to hang, exhibitors must include a photo showing how it will be displayed (e.g., on a stand or easel). There is no restriction on the type of mat used.

Chalk/Carbon/Pigment (Drawing and Painting): Division B: Paper

Any original artwork created on paper using traditional materials such as pencils, chalk, pens, ink, paint, charcoal, or dyes. All artwork must be framed, matted, or otherwise prepared for display. Oil and acrylic paintings may be exhibited without glass or matting and are acceptable unframed if the piece is ready to hang. Watercolor, chalk, pen and ink, and similar media require protective covering, such as glass or a clear sleeve. Gallery-style frames are acceptable, provided the piece is equipped for hanging. If the artwork is not designed to hang, exhibitors must include a photo showing how it will be displayed (e.g., on a stand or easel). There is no restriction on the type of mat used.

Chalk/Carbon/Pigment (Drawing and Painting): Division C: Clay, Glass, Wood, Metal, Textiles

Any original artwork created on clay, glass, wood, metal, or textiles using traditional materials such as pencils, chalk, pens, ink, paint, charcoal, or dyes. Original glaze painting on pre-formed clay surfaces is acceptable, provided the design demonstrates creativity and artistic effort. Simply adding a single color or minimal decoration, for example, painting a frog entirely green, does not meet the criteria for original artwork. All artwork must be framed, matted, or otherwise prepared for display. If the artwork is not designed to hang, exhibitors must include a photo showing how it will be displayed (e.g., on a stand or easel). There is no restriction on the type of mat used. If you are painting on clothing, consider entering your work in the "Clothing Embellishment" project, "Applied" class.

***Chalk/Carbon/Pigment - Non-Original (Read Matting & Framing Requirements)**

Clay

Any original item made of clay may be fired or unfired, hand-formed or thrown on a wheel. Ceramics, oven-cured, cornstarch, air-dry/self-hardening, and fire-cured clays are acceptable. Modeling clay is not recommended as it does not harden and risks melting. Items can include, but are not limited to, clay statues, bowls, jewelry, etc. Pre-formed ceramics should refer to Visual Arts Chalk/Carbon/Pigment for guidance.

***Clay - Non-Original**

Computer-Generated Art

Any original artwork created using any software package, where all pixels must be entirely original. Exhibits may not contain scanned images, clip art, downloaded content, imported graphics, or photographs. Photo mosaics are not permitted. Wood and metal pieces created through laser cutting software should be entered in this class, as should plastic artworks produced with a 3-D printer if they have an artistic focus. If the artwork is designed to hang, it must include protective covering, such as a glass frame, and be prepared for hanging. Laser-cut pieces not intended for hanging do not require protective covering or hanging hardware.

Graphic Design

Any original art created in any software package that displays visual information, such as an advertisement, publication, website, or any other type of visual communication, by effectively combining text and graphics. If using clip art, downloaded images, imported images, or photographs, they must be either royalty-free or owned by the exhibitor.

Glass

Possible items to exhibit include stained glass, etched glass (original design), mosaics made of glass, and glass beading.

***Glass – Non-Original**

Plastic

Possible items to exhibit include plastic jewelry (friendly plastic); recycled plastic art; plastic that can be molded into 3D shapes.

Stepping stones can be entered as a Visual Arts exhibit in Glass or Plastic, however, they must have an intentional design created using glass and/or plastic, and the exhibitor must be prepared to discuss the design elements associated with their exhibit.

***Plastic – Non-Original**

Metal

Any original item made of metal, such as a sculpture, a tin punch, an engraved metal, or jewelry. Items intended for industrial use (such as tools and/or shop items) are not considered part of this Visual Arts project and are not eligible for entry. Metal items that have been partially or totally created using laser cutting programs/devices should be entered in Computer-Generated Art.

***Metal – Non-Original**

Open Form and Emerging Techniques

Any original artwork that explores unconventional formats, mixed media, or emerging creative technologies that reflect technique or design. Materials must be safe and age appropriate. This project encourages experimentation while upholding elements and principles of design. Exhibitors are encouraged to include a brief artist statement describing their technique, inspiration, and creative process. This category is ideal for youth blending disciplines or exploring new artistic technologies. If a project fits more clearly within an existing category, it should be entered there instead.

Three-Dimensional Design/Mixed Media

Art pieces in this class must be comprised of **at least three different media**. To ensure a true mixed media composition, no single medium should dominate the piece. As a guideline, each medium should contribute

roughly equally to the overall design. One material should not appear to be the main focus or make up the majority of the work. The piece should **be either freestanding or should be prepared to be hung**, and viewable from at least three different sides. Originality and design are important concepts. Craft kits,-preformed, or assembled projects are not acceptable. Any single exhibit in the Three-Dimensional Design/Mixed Media project should NOT exceed 48" x 48".

Three-Dimensional Design/Mixed Media - Diorama

Exhibit a model representing a scene with three-dimensional figures. The display must be built on rigid wood (i.e., plywood). Exhibits may include but are not limited to, farm displays, historical events, landmarks, habitats, or scenes from a book. Exhibits may include pre-manufactured items such as tractors, animals, or figurines, but should also include artistic elements where possible. Due to space limitations, any single exhibit in the Three-Dimensional Design/Mixed Media: Diorama project should NOT exceed 48" x 48".

Wood

Any original item made of wood (wood carving, sculpture, collage, wood burning, etc.). Utilitarian wood items made from patterns or kits (outdoor or indoor furniture, shelves, etc.) should be entered in woodworking, **NOT** Visual Arts. Popsicle stick crafts are not acceptable. Wood items that have been partially or totally created using laser cutting devices or programs should be entered in Computer-Generated Art. All Visual Arts Wood exhibits **MUST** have an artistic element that the exhibitor can explain. If the exhibit is a piece of furniture, it should be entered in Woodworking unless the primary focus is an artistic element, such as wood carving or wood burning. Exhibits will be judged using a Visual Arts Rubric and not a woodworking construction rubric.

***Wood - Non-Original**

Fiber

Any original item made of fiber. Examples include but are not limited to fabric collage, soft sculpture, stitchery, weaving, embroidery, cross-stitch, wearable art, hooking, braiding, duct tape artistry, string art, and baskets. **Original** cross-stitched, knitted, or crocheted items belong in this Fiber class. **Non-original** cross-stitched, knitted, or crocheted items should be entered in Heritage Arts. Machine-knit items are not appropriate for this class.

Food Decorating for more information about cake decorating techniques: go.illinois.edu/caketechniques

Food Decorating Beginning

Exhibit one of the following:

- Exhibit four decorated cookies, using a minimum of four different Level 1 techniques. Exhibit may use cookies OR cookie forms.
- Exhibit four decorated cupcakes, using a minimum of four different Level 1 techniques. Exhibit may use cupcakes OR cupcake forms.
- Exhibit a single-layer decorated cake, using a minimum of four different Level 1 techniques. Exhibit may use cake OR cake form.

Food Decorating Intermediate

Exhibit one of the following:

- Exhibit four decorated cookies, using a minimum of five Level 2 techniques. Exhibit may use cookies OR cookie forms
- Exhibit four decorated cupcakes, using a minimum of five Level 2 techniques. Exhibit may use cupcakes OR cupcake forms.
- Exhibit a single-layer or two-layer cakes, using a minimum of five Level 2 techniques. Exhibit may use cake OR cake forms.

Food Decorating Advanced

- Exhibit a decorated, stacked or multi-layer cake; or a tiered cake, using a minimum of four Level 3 techniques. Exhibit may use cake OR cake forms.

Food Decorating Master

Exhibit an original design decorated cake using more than five techniques. Exhibit may use cake OR cake forms. In addition, include a one-page written description of your project, including goals, plans, accomplishments, and evaluation of results. Up to four pictures of your accomplishments may be included in the description.

Heritage Arts

Heritage Arts includes any **traditional** artwork learned from another person or created using a **pattern**, excluding kits. Eligible items include non-original cross-stitched, knitted, and crocheted pieces (original versions should be entered in Fiber Arts), as well as needlepoint, counted cross-stitch, crewel, embroidery, cut work, hardanger embroidery, macramé, blacksmithing, pysanki (decorated eggs), baskets made from traditional patterns, handmade dolls with handmade costumes, and soaps or candles made using natural dyes. **Exhibitors must bring a copy of the pattern used and be prepared to explain the traditional origins of their art.** Forged knives may be included if displayed securely and enclosed to prevent handling; unsafe entries may be removed at staff discretion. Youth who would have previously shown under Non-Original Fiber (age 8-10) should enter this class instead.

Leather

Exhibit one of the following options using leather:

- **Leather Stamping:** Must feature one or more stamping techniques. Examples include belts, coasters, bookmarks, key chains, and wrist bracelets. **OR**
- **Leather Carving or Tooling:** Should use swivel knife tooling, either simple or patterned. Examples include belts, pictorial carvings, and key cases. **OR**
- **Leather Lacing:** Must incorporate stamping and/or carving along with lacing techniques. Examples include wallets and purses. **OR**
- **Leather Stitching:** May include stamping, carving, and/or lacing, and must feature hand or machine stitching completed by the exhibitor. Projects may be leather items or apparel.

Nature

Any original item made of natural material, such as wreaths, cornhusk dolls, and similar creations. Items should be made of natural materials, but securing elements such as glue and wire may be used in the inner construction as long as they do not detract from the overall "natural" appearance. Engineered wood may be utilized as part of the exhibit to adhere natural materials, not as an element of the design. Articles such as dried pressed flowers may be displayed under glass if viewed as necessary for the protection/preservation of the natural materials. Candles and baskets are not suitable as entries and instead should be entered in Heritage Arts.

***Nature – Non-Original**

Paper: Two-Dimensional Paper Art

Exhibits should be a 2-dimensional image. Paper art, which falls into the 2-dimensional category, includes: Greeting Cards, paper-cut designs, hand-made paper, paper collage, and quilling.

Paper: Three-Dimensional Paper Art

Exhibits should be a 3-dimensional image. Exhibits in the 3-dimensional category must have multiple layers and/or levels. This is defined as more than 3 layers, so the image truly has dimensions that can be viewed from at least three sides, or is at least ½" tall. Paper art which falls into the 3-dimensional category

includes but is not limited to: origami; paper mâché; paper models of architecture, paper-cut designs; quilling.

* Paper - Non-Original

PLEASE NOTE THE FOLLOWING:

- Paper-cut designs and quilling have the potential, depending on the design, to align with either of the categories. The key design element is whether the design is 2-dimensional or 3-dimensional.
- Paper twist articles made from a kit or directions in a craft book or store ARE NOT original and should be exhibited in Paper-Non-Original.
- Scrapbooks are also not eligible in Visual Arts Paper but should be exhibited in Visual Arts Scrapbooking.
- If creating origami, folded pieces should either be used to create a bigger project, such as a mobile or wreath, or multiple pieces of origami should be displayed. Exceptions would be if the exhibitor created their own folding pattern.

Quilting – You Can Quilt (Level 1)

Exhibit one of the following quilting options. All exhibits should include a card which 1) Identifies the item as an original design created by the exhibitor; as a pattern created by someone else; OR as a pattern that has been adapted by the exhibitor. AND 2) Identifies the type of batting used. The item may be quilted using any method – tie, hand, or machine quilted. **All work must be completed by the 4-H member.** Exhibit one of the following:

- A Doll Quilt (maximum size of 24" x 30"); **OR**
- A Baby Quilt (maximum size of 48" x 48"); **OR**
- A Quilted Table Runner (maximum size of 18" x 36"); **OR**
- A small Wall Hanging (square or rectangular, maximum size of 36" x 36"). Hanging should include tabs or a pocket on the back for it to be hung.

Quilting – Quilting the Best Better (Level 2)

Exhibit one of the following quilting options. All exhibits should include a card which 1) Identifies the item as an original design created by the exhibitor as a pattern created by someone else; OR as a pattern that has been adapted by the exhibitor; 2) Identifies the type of batting used; AND 3) Provides details on any special techniques that were used (applique, embroidery, free-motion quilting, etc.). The item may be quilted using any method – tie, hand, or machine quilted. **All work must be completed by the 4-H member.** Exhibit one of the following:

- A Lap Quilt (width ranging from 42" – 58" length ranging from 56" – 70"); **OR**
- A Large Quilted Wall Hanging (can be rectangular or square, sized larger than 36" x 36"). Hanging should include tabs or a pocket on the back for it to be hung; **OR**
- A Quilt that fits any size bed (Twin, Double, Queen or King).

Scrapbooking Beginning

Exhibit one album or notebook, either 8 ½" x 11" or 12" x 12", with a front and back cover. The album/notebook must have a minimum of 4 pages (front and back, making it 8 sides), exhibited in page protectors. **NOTE – the front and back album covers are NOT part of the "page" count.** Scrapbooks may be created using traditional or digital methods. Digital scrapbooks must be printed and displayed in a physical album or notebook, following the same size and page requirements. All scrapbook entries must be original in design; use of pre-made templates or auto-generated layouts from websites or design software (e.g. Canva, Shutterfly, Adobe Express, etc.) is not permitted. Exhibitors must create their own layouts, embellishments, and design elements to reflect personal creativity and intent. "Embellishments" are defined as the decorations or special details and features that add to a page and make it more visually appealing. Embellishments may include, but are not limited to, ribbon, clips, stickers, special lettering, borders, textures, or graphic elements. Beginners must use a **minimum of four embellishments** in their 4 scrapbook pages (a minimum of four embellishments on the 4 required scrapbook

pages, not four per page), 8 sides and tell a story with pictures

Scrapbooking Intermediate

Exhibit one album or notebook, either 8 ½" x 11" or 12" x 12", with a front and back cover. The album/notebook must have a minimum of 6 pages (front and back, 12 sides), exhibited in page protectors. **NOTE – the front and back album covers are NOT part of the “page” count.** Scrapbooks may be created using traditional or digital methods. Digital scrapbooks must be printed and displayed in a physical album or notebook, following the same size and page requirements. All scrapbook entries must be original in design; use of pre-made templates or auto-generated layouts from websites or design software (e.g. Canva, Shutterfly, Adobe Express, etc.) is not permitted. Exhibitors must create their own layouts, embellishments, and design elements to reflect personal creativity and intent. “Embellishments” are defined as the decorations or special details and features that add to a page and make it more visually appealing. Embellishments may include, but are not limited to, ribbon, clips, stickers, special lettering, borders, textures, or graphic elements. Intermediate level exhibitors must use a **minimum of eight embellishments** in their 6 scrapbook pages (a minimum of eight embellishments on the 6 required scrapbook pages, not eight per page), 12 sides and tell a story with pictures and journaling.

Scrapbooking Advanced

Exhibit one album or notebook, either 8 ½" x 11" or 12" x 12", with a front and back cover. The album/notebook must have a minimum of 8 pages (front and back, 16 sides), exhibited in page protectors. **NOTE – the front and back album covers are NOT part of the “page” count.** Scrapbooks may be created using traditional or digital methods. Digital scrapbooks must be printed and displayed in a physical album or notebook, following the same size and page requirements. All scrapbook entries must be original in design; use of pre-made templates or auto-generated layouts from websites or design software (e.g. Canva, Shutterfly, Adobe Express, etc.) is not permitted. Exhibitors must create their own layouts, embellishments, and design elements to reflect personal creativity and intent. “Embellishments” are defined as the decorations or special details and features that add to a page and make it more visually appealing. Embellishments may include, but are not limited to, ribbon, clips, stickers, special lettering, borders, textures, or graphic elements. Advanced level exhibitors must use a **minimum of 12 embellishments** in their 8 scrapbook pages (a minimum of twelve embellishments on the 8 required scrapbook pages, not twelve per page), 16 sides and tell a compelling story with pictures, journaling, and other media.

***Miscellaneous**

This category is for any items of artwork not fitting into any of the descriptions listed above.

TWO BEST CREATIVE ART PROJECT AWARDS WILL BE GIVEN FOR EXHIBITS IN VISUAL ARTS.

**THE TOP KNITTING OR CROCHETING PROJECT WILL RECEIVE THE HUNTER MEMORIAL AWARD
SPONSORED BY KINGSTON JUNIORS 4-H CLUB.**

**THE TOP FOOD DECORATING PROJECT WILL RECEIVE THE BEST CREATIVE ART –
FOOD/CAKE DECORATING AWARD.**

WEATHER

The following classes are for 4-H youth 8 to 18 years of age. Weather projects will be judged during the **afternoon on THURSDAY, JULY 9, 2026.**

One 4-H'er can be selected for the Illinois State Fair for the weather class.

4-H'ers are limited to receive one premium per class exhibited in premium eligible projects.

Premium values will be: Blue: 4X, Red: 3X, and White: 2X

Weather and Climate Science 1 - Level 1: *Weather and Climate Science* – Required

Exhibit any product or display illustrating an activity from the book. The exhibit may include, but isn't limited to, original works, objects, demonstrations, digital presentations, programs, websites, games, apps, performances, or posters which you have made. Choose whatever method best shows what you've learned. You must furnish any equipment you need for your exhibit. Internet service will not be provided for the exhibit. All exhibits must include something visual, such as a printed copy of a digital presentation, which will remain on display during the exhibition. Electronic equipment will only be used during your personal judging time and will not remain on display during the entire exhibit period.

Weather and Climate Science 2 - Level 2: *Weather and Climate Science* – Required

Exhibit any product or display illustrating an activity from the book. The exhibit may include, but isn't limited to, original works, objects, demonstrations, digital presentations, programs, websites, games, apps, performances, or posters which you have made. Choose whatever method best shows what you've learned. You must furnish any equipment you need for your exhibit. Internet service will not be provided for the exhibit. All exhibits must include something visual, such as a printed copy of a digital presentation, which will remain on display during the exhibition. Electronic equipment will only be used during your personal judging time and will not remain on display during the entire exhibit period.

Weather and Climate Science 3 - Level 3: *Weather and Climate Science* – Required

Exhibit any product or display illustrating an activity from the book. The exhibit may include, but isn't limited to, original works, objects, demonstrations, digital presentations, programs, websites, games, apps, performances, or posters which you have made. Choose whatever method best shows what you've learned. You must furnish any equipment you need for your exhibit. Internet service will not be provided for the exhibit. All exhibits must include something visual, such as a printed copy of a digital presentation, which will remain on display during the exhibition. Electronic equipment will only be used during your personal judging time and will not remain on display during the entire exhibit period.

THE BEST ENVIRONMENTAL SCIENCE PROJECT AWARD WILL BE GIVEN FOR AN EXHIBIT IN EITHER FORESTRY, EXPLORING YOUR ENVIRONMENT, GEOLOGY, NATURAL RESOURCES, OUTDOOR ADVENTURES, SPORTSFISHING, WILDLIFE OR WEATHER. THE AWARD IS SPONSORED BY DEKALB COUNTY SOIL AND WATER CONSERVATION.

WELDING

The following classes are for 4-H youth 8 to 18 years of age. Welding projects will be judged during the **morning on THURSDAY, JULY 9, 2026.**

Two 4-H'ers can be selected for the Illinois State Fair for the welding class.

4-H'ers are limited to receive one premium per class exhibited in premium eligible projects. Premium values will be: Blue: 4X, Red: 3X, and White: 2X

Welding - *Arcs and Sparks* – Required

Exhibit one weldment/item demonstrating the skill level of the exhibitor. Members new to the project should select a weldment from the *Weldment List* found on page 43 of *Arcs and Sparks*. **This class is for industrial welding only.** (Members that wish to use welding to create objects with an artistic appeal should enter in Visual Arts – Metal class.) Exhibits must be portable and cannot be exhibited on a trailer.

THREE BEST STEM PROJECT AWARDS WILL BE GIVEN FOR EXHIBITS IN EITHER ELECTRICITY, SMALL ENGINES, TRACTOR OR WELDING.

WOODWORKING

The following classes are for 4-H youth 8 to 18 years of age. Woodworking projects will be judged during the morning on THURSDAY, JULY 9, 2026.

Two 4-H'ers can be selected for the Illinois State Fair from Woodworking classes.

4-H'ers are limited to receive one premium per class exhibited in premium eligible projects. Premium values will be: Blue: 4X, Red: 3X, and White: 2X

There are four reference books for this project in the *Woodworker Wonders* series: Level 1, *Measuring Up*, for grades of 3-4; Level 2, *Making the Cut*, for grades 4-6; Level 3, *Nailing It Together*, for grades 6-8; and Level 4, *Finishing It Up* for grades 9-12. Note: these reference books may be used by youth of any grade based on their prior knowledge of woodworking. These project guides are suggested reference materials but are not required.

Woodworking exhibits may display any item made of wood constructed by the 4-H member appropriate for their age, skills, and abilities. Youth pick what level to enter based on experience and skills demonstrated. Exhibits must be portable and cannot be exhibited on a trailer. Ability to discuss safety concerns and techniques of all tools, equipment and supplies utilized required as part of project.

Refinishing an existing wood item may be part of the project exhibit, but refinishing an item without performing additional woodworking skills to improve or repair the item would make it ineligible to show as a woodworking project.

Woodworking 1

Create an item focusing on measuring, squaring & cutting boards with hand tools, driving nails, and/or screws as appropriate for a beginner's skill level project.

Woodworking 2

Create an item including basic skills outlined in Level 1 with the addition of safely utilizing basic power tools (i.e. electric drill or vibrating sander), utilizing glue and clamps, applying a basic finish coating, and use of additional fasteners (i.e. bolts, staples, etc.) where appropriate relating to the specific item displayed.

Woodworking 3

Create an item including skills outlined in Levels 1-2 with the addition of measuring angles, cutting dado and rabbet joints, dowel joints, and smoothing lumber with planes, and use of stain and finish coats where appropriate relating to the specific item displayed. Additional knowledge of tools, skills, and safety equipment utilized at this level may include power saws, sanders, and/or table routing as appropriate to project.

Woodworking 4

Create an item including all skills from Levels 1-3 with the addition of utilizing a freehand router, planer and jointer, lathe, complex miters, use of blind mortise and tenon joints, dovetail joints, or various chemical wood strippers and/or finishes (including spray finishes) when and where appropriate relating to the specific item displayed.

THE BEST STEM-WOODWORKING PROJECT WILL BE GIVEN FOR EXHIBIS IN WOODWORKING.

STATE HEALTH RULES FROM THE ILLINOIS DEPARTMENT OF AGRICULTURE

2026 Exhibition Livestock Health Requirements for Illinois County Fairs

I. GENERAL REQUIREMENTS

- a. These Exhibition Health Requirements apply to all livestock present on County Fairgrounds, including livestock that are not entered in competitive events. Species specific information follows the general requirements.
- b. Exhibitors are required to familiarize themselves with all rules applicable to their exhibits.
- c. All out-of-state animals must have an entry permit. Entry permit numbers are available online at <https://entrypermit.agr.illinois.gov/Login.aspx>.
- d. All animals, except as noted in species specific information below, shall be accompanied by a Certificate of Veterinary Inspection (CVI).
- e. All animals must be officially identified.
- f. All livestock shall be subject to examination upon entry to County Fairgrounds. Examination may include but is not limited to ultrasound, urine testing, blood testing, and similar actions.
- g. Definitions, abbreviations, and administration:
- h. The Illinois Department of Agriculture may be referred to as “Department” or “IDOA”
- i. The Department contains a Bureau of Animal Health and Welfare, which receives all CVIs.
- j. Department or IDOA staff, as used in this document, includes all Bureaus
- k. IDOA will continue to monitor state and federal trends in animal health as it relates to this document. Any updates to these requirements will be posted on our website.

II. CERTIFICATE OF VETERINARY INSPECTION REQUIREMENTS

- a. Certificate of Veterinary Inspection (CVI) means a legible record, made on an official form from the state of origin, containing an accurate description or identification of the animal including age, sex, breed, health status, and vaccination information.
- b. The CVI must be signed, dated, and issued by a licensed and accredited veterinarian in that state.
- c. Submitted CVIs must be as originally issued by the veterinarian; no CVIs with alterations, edits, or changes, will be accepted. The CVI must show that the animal meets all health requirements for the State of Illinois (species specific information noted later in this guidance)
- d. CVI must show the name and address of the animal’s owner or exhibitor.
- e. CVI must include the animal’s Animal Identification Number.
- f. Animal identification number (AIN): A numbering system for the official identification of individual animals in the United States that provides a nationally unique identification number for each animal. The AIN consists of 15 digits, with the first 3 being the country code (840 for the United States or a unique country code for any U.S. territory that has such a code and elects to use it in place of the 840 code).
- g. If one CVI is used for multiple animals, each animal identification must be made on a separate line.
- h. Exhibitors are strongly encouraged to obtain electronic CVIs whenever possible; IDOA is moving toward only accepting electronic CVIs.
- i. Exhibitors shall make CVIs available to Department of Agriculture and County Fair staff on request.
- j. If an official electronic CVI is utilized, the exhibitor should be able to log on and show County Fair

- staff or Bureau of Animal Health and Welfare Personnel the completed CVI.
- k. If animals are from tuberculosis accredited, brucellosis certified, pseudorabies qualified, or brucellosis validated herds, the identifying herd number(s) along with the date of the last herd test(s) shall appear on the CVI.
- l. CVIs for out-of-state livestock shall be void thirty (30) days after issuance.
- m. CVIs for Illinois-origin livestock shall be void ninety (90) days after issuance.

III. QUARANTINE AND REMOVAL

- a. Quarantine shall be at the animal owner (or exhibitor) risk and expense.
- b. Quarantine and removal from the Fairgrounds shall be as determined appropriate by the County Fair Veterinarian, State Veterinarian, or their designee(s).
- c. Quarantine will be required until the animal has been properly treated and recovered, or the animal can be released to return to the owner's premise, both in the opinion of the County Fair Veterinarian, State Veterinarian, or their designee(s).
- d. Any animal presenting with a condition that would subject it to quarantine must be withdrawn from any/all entered competitions and are not permitted to exhibit.
- e. Any condition meriting quarantine may also result in required removal of the animal from the Fairgrounds, as determined appropriate by the County Fair Veterinarian, State Veterinarian, or their designee(s).
- f. Conditions subject to quarantine (not an exhaustive list)
- g. Any animal showing evidence of infectious, contagious or communicable diseases shall be held in quarantine.
- h. Any livestock infected with scabies, mange, active lesions of ringworm, soremouth, or multiple warts which are easily visible without close examination
- i. Sheep and goats with caseous lymphadenitis as evidenced by draining abscesses
- j. Suspicion of or diagnosis of a foreign animal disease, emerging animal disease, or other actionable disease, animals may be subject to quarantine on the fairgrounds until such time that it is determined that the disease is no longer a threat.
- k. Any Illinois cattle, bison, cervidae or goats being exhibited in non-accredited free states must be isolated from the remainder of the herd/flock upon return to Illinois and retested for tuberculosis 60-120 days post-entry back into the state.

IV. SPECIES SPECIFIC INFORMATION AND REQUIREMENTS

- a. The information included below for any species is in addition to the requirements noted above. There are no additional species-specific information or requirements for llamas, pigeons, or rabbits.

CATTLE

Identification: Individual identification of each animal shall be by a USDA official animal identification number ear tag, ("840" tag). The identification tag must be able to be read both visually and electronically.

Illinois Cattle:

Illinois is a Bovine Brucellosis Class-Free State and an Accredited Tuberculosis-Free State. Brucellosis and Tuberculin testing are not required for Illinois cattle.

Illinois calves under 6 months of age are not required to have a Certificate of Veterinary Inspection.

Out-of-State-Cattle

- Brucellosis

1. Female cattle six (6) months of age and older and bulls eighteen (18) months of age and older shall be negative to an official test for brucellosis within thirty (30) days prior to entry onto the Fairgrounds, unless exempt by one (1) of the following:
 - a. Originate directly from a certified brucellosis-free herd.
 - b. Official vaccinates of dairy breeds under twenty (20) months of age or official vaccinates of beef breeds under twenty-four (24) months of age.
 - c. Animal originated from a “Class Free” state (if entire state is so classified).
 - d. Animal is a steer or spayed heifer.

 2. The negative brucellosis test shall be conducted at a state or federal laboratory within 30 days prior to entry onto the Fairgrounds.
- Tuberculosis
 1. Accredited Tuberculosis Free States
 - a. No tuberculin test required.
 2. Non-Accredited Tuberculosis Free Areas or States (Not TB Free)
 - a. Cattle must originate from a herd where a complete herd test was conducted within the past year.
 - b. The individual animals entering Illinois must be negative to an additional tuberculin test conducted within 30 days prior to entry onto the Fairgrounds.

ALL Dairy Cattle (In-State and Out-of-State): A rRT-PCR test for Influenza A virus (IAV) on milk from lactating dairy cattle present at the Illinois or Du Quoin State Fair shall be conducted prior to livestock arriving on the fairgrounds. The animals must be sampled no more than seven (7) days prior to the date of arrival, and a negative test record must be presented to Department staff.

SWINE

Identification: Individual identification of each animal shall be by a USDA official animal identification number ear tag, (“840” tag). The identification tag must be able to be read both visually and electronically.

Illinois Swine: Brucellosis and Pseudorabies testing are not required for Illinois swine.

Out-of-State Swine:

- Brucellosis
 1. Breeding swine 4 months of age and older shall be negative to an official test for brucellosis within 30 days prior to entry onto the Fairgrounds unless exempt by one (1) of the following:
 - a. Originate immediately and directly from a validated brucellosis-free herd.
 - b. Originate directly from a validated brucellosis-free state.
 2. Swine brucellosis tests shall be conducted at a state or federal laboratory.
- Pseudorabies
 1. Swine originating from a Pseudorabies Stage IV or V state are exempt from the pseudorabies testing requirement.
 2. Swine originating from a Pseudorabies Stage III state shall be negative to an official test for pseudorabies conducted within thirty (30) days prior to entry onto the Fairgrounds or originate immediately and directly from a qualified pseudorabies negative herd.
 3. Swine originating from a Pseudorabies Stage I or II state shall be negative to an official test for pseudorabies conducted within 10 days prior to entry onto the Fairgrounds.
 4. Barrows and females in market classes must meet the same requirements as breeding swine.

SHEEP

Identification

- Individual identification of each animal shall be by an ear tattoo or official metal or plastic tag. A microchip ID is acceptable if the owner provides the reader.
- Ear tattoos may be used when a registration certificate, listing the tattoo number, accompanies the animal. If the tattoos are not visible, another form of official identification must be presented.
- When using ear tags, the tag must indicate the premises ID and state of origin. The tag number must be assigned by a state or APHIS representative and recorded in the Scrapie Record Database.

Market Lambs: All market lambs must be slick shorn (show ring ready) before weigh-in so that show lamb fungus can be identified.

Scrapie: Sheep originating from a flock that has previously been classified as either an infected or source flock can be exhibited in Illinois upon the completion of an approved flock plan.

CVI must include the flock of birth and the flock of origin, if different.

GOATS

Identification

- Individual identification of each animal shall be by an ear tattoo or official metal or plastic tag. A microchip ID is acceptable if the owner provides the reader.
- Tattoos may be used when a registration certificate, listing the tattoo number, accompanies the animal. If the tattoos are not visible, another form of official identification must be presented.
- Ears should be used for tattooing when possible. If there is no space in the ear, the flank or tail fold may be used.
- When using ear tags, the tag must indicate the premises ID and state of origin. The tag number must be assigned by a state or APHIS representative and recorded in the Scrapie Record Database.

Scrapie: Goats originating from a herd that has previously been classified as either an infected or source herd can be exhibited in Illinois upon the completion of an approved herd plan.

CVI must include the herd of birth and the herd of origin, if different.

Out-of-State Goats

Goats from states that are not Accredited Bovine Tuberculosis Free, must also have the following information included on their CVI:

1. that the goats originated from a herd where a complete negative herd test has been conducted within the past twelve (12) months and
2. the individual animals are negative to a tuberculin test conducted within thirty (30) days prior to entry onto the Fairgrounds.

HORSES, PONIES, MULES AND OTHER EQUIDAE

Equine Infectious Anemia

- All horses and other equidae, twelve (12) months of age and older entering the Fairgrounds, shall be accompanied by a negative test for equine infectious anemia (EIA) conducted within the last twelve (12) months.
- A copy of this test shall accompany the animal.
- AGID (Coggins) or ELISA tests are accepted.

Illinois Equine: A CVI is not required for Illinois equine.

Out-of-State Equine: All horses and other equidae shall be accompanied by a CVI issued within thirty (30) days prior to entry onto the Fairgrounds.

POULTRY

1. All entries (except waterfowl, i.e., domesticated fowl that normally swim, such as ducks and geese) in a show or exhibition shall have originated from a U.S. Pullorum-Typhoid Clean or equivalent hatchery or flock OR have a negative pullorum-typhoid test within 90 days prior to exhibition. Exhibitor shall show proper information as to name and address of owner or exhibitor, name and address of the authorized testing agent, date of the testing and the number, breed, and species of those tested.
2. Prior to being used to transport poultry to a show, all crates, boxes, containers and vehicles shall be thoroughly cleaned and disinfected.
3. Any poultry vaccinations must be performed at least 4 weeks prior to delivery to the show.
4. Upon admission to a show, all entries shall be examined by the State Veterinarian or their designee or qualified state personnel who shall also receive and examine all certificates necessary for admission of birds to a show. Birds not in show condition will be removed from exhibition and must be removed from the Fairgrounds.
5. Any fowl showing signs of illness during the Fair will be removed from the Fairgrounds.
6. All out-of-state turkeys must originate from flocks that are officially classified as U.S. Mycoplasma Gallisepticum Clean in accordance with the provisions of the National Poultry Improvement Plan or be negative to a test for Mycoplasma gallisepticum within 30 days prior to entry.

**For clarification or additional information on health requirements, contact: Illinois Department of Agriculture
Bureau of Animal Health and Welfare Phone (217) 782-4944**

Or visit: <https://agr.illinois.gov/animals/animalhealth.html>

DEKALB COUNTY 4-H BLUE RIBBON LIVESTOCK AUCTION

RULES & REGULATIONS

OBJECTIVE OF SHOW AND SALE:

- A. Financially support 4-H and encourage the growth and expansion of livestock projects.
- B. Train youth in the proper handling, fitting and showing of livestock.

The sale is under the supervision of the livestock auction committee.

GENERAL REGULATIONS

- A. To be eligible 4-H'ers must conform to the show rules and the following auction rules:
 - ***Exhibitor must have attended at least six 4-H club meetings***
 - ***Exhibitor must have completed a 4-H project plan, and have it signed by the 4-H club leader***
 - ***Exhibitor must have given a talk or demonstration at 4-H club meeting.***
 - ***4-H club leaders must verify this participation prior to the 4-H Fair, and 4-H members should have club leader sign off on the appropriate form and turn it into the Extension office by June 8.***
 - ***Exhibitor must be certified in Youth for the Quality Care of Animals (YQCA) for beef, dairy, goats, sheep & swine, or Quality Assurance Ethics Certification (QAEC) for poultry and rabbits.***
 - ***Only livestock exhibits receiving a blue rating will be eligible for the livestock auction.***
- B. All exhibitors are expected to wear proper attire for the show ring and sale ring. Safety should be the issue for the attire. Suggested attire includes hard shoes, long pants and a collared shirt.
- C. Exhibitors will be allowed to sell one entry per species with a maximum of 2 species.
- D. The sale is for market animals in beef, goats, sheep, and swine, champion dairy animals, champion bucket calves, grand champion rabbits, and grand champion poultry.
- E. 4-H'ers exhibiting only breeding stock animals in beef, goats and sheep will be eligible to sell in the auction. These animals can only be in one of the following classes: Beef – yearling classes 4, 5, 6, 7, 12, 13, 14, 15, 20, 21, 22, 23, 28, 29, 30, 31, 36, 37, 38, & 39; Dairy Goat classes 100 & 101; Meat Goat classes 107 & 108; Sheep classes 85, 86, 90 & 91. These animals may only be sold one time in their 4-H experience.
- F. The auction is a premium based sale and 4-H'ers will retain ownership of their animals. All animals will be sold by the head.
- G. Livestock auction committee reserves the right to qualify or disqualify any animal.
- H. Conduct unbecoming shall result in the exhibitor being immediately disqualified by the livestock auction committee.
- I. Checks may be picked up at an Auction Committee Meeting on Thursday, September 17, 2026. ONLY WHEN COMPLETED THANK YOU NOTES TO THE BUYER(S) ARE TURNED IN WILL CHECKS BE GIVEN.
- J. Any violation of a rule is grounds for disqualification from the sale. This will be decided by the auction committee.
- K. The sale is open only to 4-H members enrolled in DeKalb County 4-H clubs.
- L. Members wishing to sell in the livestock auction must complete the auction requirements and have their 4-H club leader sign off on their Auction Participation Form and submit it to the Extension office when fair entries are due.
- M. All animals will be checked in on Friday of the 4-H Fair. A \$35 commission will be charged per sale unit for the promotion and improvement of the auction. This fee will be charged to all 4-H'ers entering animals in the auction.
- N. Sale order will be dairy, rabbits, poultry, bucket calves, swine, beef, sheep and goats. Sale order within

species will be determined at random.

O. Exhibitors are responsible for the care and feeding of their animals while at the 4-H Fair.

- P. **4-H'ers leaving the fairgrounds before the completion of the livestock auction will forfeit auction premiums. All youth and animals are expected and required to remain on the fairgrounds until the completion of the auction. 4-H'ers loading trucks and trailers during the auction are also subject to forfeiting their auction money. While the auction is going on youth should be present to assist their fellow 4-H'ers and in showing their gratitude to the supporters that have purchased and bid on animals at the auction. Distractions within the barns should not be happening while the auction is in process.**
- Q. **4-H'ers not present during the auction line-up of animals into the sale arena will be skipped and will not be included in the livestock auction sale.**
- R. **All exhibits must have received a blue ribbon in order to be sold in the auction.**

S. State health regulations will be adhered to.

T. Bidding will be open to the public. All sales will be final. Cash settlement or satisfactory payment arrangements need to be made immediately following the close of the auction.

U. No donated animals will be allowed to resale at the auction.

V. 4-H'ers looking for markets to sell their animals could consider Equity Livestock Sale Barn in Monroe, WI, or Schrader Market in Dakota, IL. Contact information for Equity is 608-328-8344, and they sell pigs through the barn on Mondays, or on Tuesdays individuals can bring pigs to be hauled to Heinhold's. Individuals should call one week prior to schedule their animals. Contact information for Schrader Market is 815-449-2215. These are only suggestions to assist 4-H'ers and their families.

AUCTION SPECIES RULES

SWINE

- A. All swine need to be in the barns and **penned by 11:00 a.m. on Friday, prior to weigh-ins** beginning at 12:00 noon. Swine Superintendents and Assistants will be at the swine barns between 8:00 – 11:00 a.m. **No animals will be weighed from trucks/trailers.**
- B. All youth showing swine are required to be certified in Youth for the Quality Care of Animals (YQCA) during the current year.
- C. A Certificate of Veterinary Inspection is required on all swine exhibits. Please make note that for Illinois pseudorabies testing is not required.
- D. Individual identification of each animal shall be by a USDA official animal identification number ear tag, ("840" tag). **The tag must be able to be read both visually and electronically.**

BEEF

- A. Calves with **horns will not** be allowed to enter the show or sale.
- B. All calves must be halter broken.
- C. All male calves must be castrated and completely healed prior to their entry on the fairgrounds.
- D. Steers should weigh a minimum of 1100 lbs.
- E. Heifers should weigh a minimum of 1000 lbs.
- F. Animals will be checked-in and weighed between 4:00 p.m. and 7:00 p.m. on Friday.
- G. For Bucket Calves - Champions in each age division will be eligible to sell calves in the 4-H Auction, providing they meet auction requirements.
- H. For overnight purposes, it is recommended that cattle be neck tied and halter tied to the stables.
- I. All youth showing a beef project are required to be certified in Youth for the Quality Care of Animals during the current year.

- J. 4-H'ers showing breeding beef only can participate in the auction if they are exhibiting in one of the following classes – 4, 5, 6, 7, 12, 13, 14, 15, 20, 21, 22, 23, 28, 29, 30, 31, 36, 37, 38, & 39. Animals can only be auctioned one time in their 4-H experience.
- K. A Certificate of Veterinary Inspection is required on all beef exhibits over 6 months of age.
- L. Individual identification of each animal shall be by a USDA official animal identification number ear tag, ("840" tag). **The tag must be able to be read both visually and electronically.**

SHEEP

- A. It is highly recommended that market lambs weigh between 110 and 140 pounds. All lambs must be docked and shorn within 10 days prior to the show and sale and all male lambs must be castrated and completely healed.
- B. Animals will be weighed and checked-in between 12:30 p.m. and 3:00 p.m. on Friday.
- C. All youth showing a sheep project are required to be certified in Youth for the Quality Care of Animals during the current year.
- D. 4-H'ers showing only breeding sheep can participate in the auction if they are exhibiting in one of the following classes – 85, 86, 90 or 91. Animals can only be auctioned one time in their 4-H experience.

GOATS

- A. All Market Goats from class 112 will be eligible for the Livestock Auction as long as the youth have met the criteria and guidelines required for participating in the auction.
- B. 4-H'ers showing only breeding goats can participate in the auction if they are exhibiting in one of the following classes – Dairy Goats 100 or 101 or Meat Goats 107 or 108
- C. Market goats weigh-in and check-in will be conducted by the superintendents on Friday from 12:30 p.m. to 3:00 p.m.
- D. All youth showing a goat project are required to be certified in Youth for the Quality Care of Animals during the current year.
- E. Goats with horns are not permitted on the fairgrounds unless they are **REGISTERED FEMALE BOER GOATS** being shown in the 4-H Meat Goat Classes 107-111. Registration papers must be presented at the 4-H Fair to the Goat Superintendent.
- F. All male goats must be castrated and completely healed prior to entering the fairgrounds.

RABBITS & POULTRY

- A. Must be a blue ribbon award animal.
- B. The Grand Champion and Reserve Grand Champion Rabbits of Show, the Grand Champion and Reserve Grand Champion Rabbit Meat Pens, the Grand Champion and Reserve Grand Champion Poultry of Show, and the Grand Champion and Reserve Grand Champion Poultry Meat Pen are all eligible to sell in the Blue Ribbon Auction. 4-H'ers will retain ownership of their animals.
- C. Youth winning the eligibility to sell their rabbits and poultry must have completed the Quality Assurance Ethics Certification.
- D. Youth selling rabbits & poultry in the auction must meet the criteria and guidelines required for participating in the auction. The requirements for the auction are as follows: Attend six 4-H Club meetings, doing a talk/demonstration, and complete and a 4-H project plan that has been signed by the 4-H club leader.

DAIRY

- A. The Grand Champion Overall Breeds and the Junior Champion Overall Breeds in the dairy department.
- B. These 4-H'ers will retain ownership of their animals.

LIVESTOCK SHOW - SPECIAL 4-H RULES

Note: The following rules pertain to 4-H livestock exhibited in the Swine, Sheep, Dairy, Goat, Beef, Poultry, Rabbit and Horse Shows on the Sandwich Fairgrounds, July 31, August 1-2. These livestock classes are for 4-H members ages 8-18 as of September 1 of the current year.

1. **ANIMAL HEALTH - STATE HEALTH RULES, pages 73-77.** A veterinarian must check health papers before the animals may be unloaded.
2. **ARRIVAL** - Livestock check in as follows: Friday, July 31, 2026: 8:00 – 11:00 a.m. for swine; Noon weigh-in for swine however **all swine must be penned before weigh-ins**; 12:30 p.m. to 3:00 p.m. for sheep and goats; beef will be weighed and checked-in between 4:00 and 7:00 p.m. On Saturday, August 1, 2026: 8-10 a.m. for dairy cattle; 9:15-9:45 a.m. for rabbits; 2:30-3:00 p.m. for poultry.
3. **LIVESTOCK TRAILORS** - should be parked north of the swine show ring.
4. **WEIGHING** - Each exhibitor is responsible for seeing that his/her market animals (steers, hogs, or market sheep & market goats) are weighed during check in or when specified by the superintendent. Exhibitors must furnish their animals bedding and feed. They are responsible for keeping their own animals fed and watered, and in clean stalls at all times.
5. **REGISTRATION PAPERS** - or a certificate of eligibility forms (Land of Lincoln) signed by the Secretary of the respective breed organization will be required to show in the purebred classes. Registration papers should be presented to the department supervisor during check-in and will be returned on Sunday. Members failing to present acceptable registration papers on the day of showing will show in grade classes.
6. **EFFECTIVE DATE OF OWNERSHIP** - must appear on all registration papers. Dates for required ownership of purebred as well as unregistered animals are:

Market Beef (steers & heifers): must be owned by February 1, present year.

Breeding Beef Heifers: owned since June 1, present year.

Beef/Dairy Calf and Bucket Calf: owned since May 1, present year.

Beef & Dairy cow: owned since January 1, present year.

Dairy Heifers: owned since May 1, present year.

Dairy Calf: owned since May 1, present year.

Market & Breeding Sheep: owned since May 1, present year.

Goats, Milking Does & Meat Does: owned since January 1, present year.

Goats, All other: owned since May 1, present year.

Horses: owned or leased by May 1, present year.

Swine: must be farrowed and in the exhibitor's possession by June 1 of the present year.

Rabbits: owned since June 1, present year.

Poultry: owned since June 1, present year.

7. 4-H members are limited to receive one premium per weight class exhibited in premium eligible projects. (In other words, if the 4-H'er has two animals that end up in the same class or weight class, the 4-H'er will only receive one premium even though 2 or more animals were exhibited.)

All classes of livestock must fall within the age limits listed in each department. Members are limited to the number of animals they may show as specified by species.

Beef - 3 breeding animals and 3 market animals

Dairy - 6 animals

Goats - 12 animals (10 breeding and 2 market)

Sheep - 4 market animals & 8 breeding animals

Poultry - 9 animals

Rabbits – 6 animals

Swine - 4 animals (animals for pairs class must be same sex)

Appropriate attire is expected in the show ring and sale ring. Safety should be the issue for the attire.

Suggested attire: hard shoes, long pants and a collared shirt. (No shorts, open toed shoes, or hats.)

8. All animals must be exhibited in the show ring by 4-H owners. In cases of sickness, two entries, or a judging conflict, another 4-H member may be secured to help.
9. **PARENTS CANNOT SHOW 4-H MEMBER'S ANIMAL(S).**
10. All classes will be placed on the basis of Blue, Red and White ratings. Ribbons and premiums will be offered in all 4-H show classes.
11. The 4-H member must be the owner of the animals exhibited at the fair. Professional fitters **will not be allowed** to assist in the 4-H Show. 4-H'ers may be assisted with the fitting of the animal by a family member (mother, father, siblings, grandparents or legal guardian) or by another 4-H member of DeKalb County when fitting the animal for show.

- A. 4-H members staying overnight must have an adult chaperon. Chaperons are responsible for youth under their care.
- B. **NO** alcohol, nonprescription drugs, cigarettes, or tobacco products will be consumed or used by the 4- H members.
No alcohol, marijuana, or illegal drugs should be consumed or used by the adults while at the fair. Smoking is not permitted in any of the barns.
- C. Individuals' using/consuming alcohol, marijuana, or illegal products on the fairgrounds will be escorted off the grounds by a Sheriff's Deputy.
- D. The use of motorcycles/minibikes, utility vehicles, golf carts or any motorized vehicle by unlicensed drivers is strictly prohibited on the fairgrounds.
- E. **The Sandwich Fairgrounds is charging \$25 a night/camper to spend the night at the fairground. This can be paid ahead of time at the Extension office or at the fair on Friday. Checks should be made out to the Sandwich Fair.**

12. Gates close at 10:00 p.m. each night.
13. **ALL EXHIBITS MUST REMAIN ON THE GROUNDS UNTIL THE CONCLUSION OF THE AUCTION SUNDAY, AUGUST 2.**
14. Violations of these listed rules will cause all monetary awards to be withheld and parents will be contacted immediately.
15. The 4-H Show sponsors and owners assume no liability in case of accident to exhibitors, persons, personal property, or any loss occasioned by fire or theft.

16. First year members showing rabbits, dogs, poultry or horses are required to participate in the Quality Assurance & Ethics training in order to be eligible to participate in the 4-H Fair. The training is online at <https://4h.zsuite.org/> First year animal exhibitors failing to complete this training are ineligible to show.

17. 4-H'ers should make note that those leaving the fairgrounds prior to the completion of the livestock auction will forfeit their auction premiums above the floor/market price as decided by the Blue Ribbon Livestock Auction Committee.
18. Judging for clean pens and stalls will take place on both Saturday and Sunday during undisclosed times. Departments involved with the clean pen & stall judging will be beef, sheep, swine, dairy & goats. Club awards will be announced prior to the auction.

SHOWMANSHIP SWEEPSTAKES

Sunday, August 2, 2026, 10:00 a.m.
Swine Arena

The Showmanship Sweepstakes will be held to determine the overall Champion Livestock Showman of the 4-H Fair. The winner of the Senior Division Showmanship in Beef, Sheep, Goats and Swine will compete in the Showmanship Sweepstakes.

1. Each contestant will be responsible for lining up their own animals for the contest. Animals **will NOT be** provided to contestants.
2. Each contestant will have an opportunity to show each species in this class to prove their showmanship ability.
3. A judge, from each livestock department being represented in the contest, will rank each participant on their ability to show and answer questions related to the particular species they are judging. The 1st place person will receive the number of points there are participants, 2nd place the next highest number and so on. For example, if there are 5 participants the first-place individual would get 5 points, second place 4 points...etc. The points from all livestock judges will be added together to determine the overall winner of the Showmanship Sweepstakes, which will be the 4-H'er with the highest score.

The winner of the Showmanship Sweepstakes will receive an award.

BEEF CATTLE

Judged Saturday, August 1, 2026, 12:00 p.m.

Beef Arena

Superintendents: Greg Pritchard & Sam Schneider

4-H member must be the owner of the animals exhibited at the fair. Professional fitters **will not be allowed** to assist in the 4-H Show. 4-H'ers may be assisted with the fitting of the animal by an immediate family member (mother, father, siblings or legal guardian) or by another 4-H member of DeKalb County.

Appropriate attire is expected in the show ring and sale ring. Safety should be the issue for attire. Suggested attire: hard shoes, long pants and a collared shirt. (No shorts, open-toed shoes, or hats.)

All youth showing a beef project are required to be certified in Youth for the Quality Care of Animals during the current year.

Decisions made by the superintendents will be final.

It is recommended that beef animals be haltered, and neck tied while being housed at the fairgrounds for safety reasons.

4-H'ers leaving the fairgrounds before the completion of the livestock auction will forfeit auction premiums above floor/market price. All youth and animals are expected and required to remain on the fairgrounds until the completion of the auction. Loading of trucks and trailers during the auction is also prohibited and may result in 4-H'ers losing auction premiums.

Illinois Health Requirements for Cattle:

- Certificate of Veterinary Inspection (CVI) means a legible record, made on an official form from the state of origin, containing an accurate description or identification of the animal including age, sex, breed, health status, and vaccination information. The CVI must be signed, dated, and issued by a licensed and accredited veterinarian in that state.
- Submitted CVIs must be as originally issued by the veterinarian; no CVIs with alterations, edits, or changes, will be accepted. The CVI must show that the animal meets all health requirements for the State of Illinois, CVI must show the name and address of the animal's owner or exhibitor.
- CVI must include the animal's Animal Identification Number.
- If one CVI is used for multiple animals, each animal identification must be made on a separate line.
- Exhibitors are strongly encouraged to obtain electronic CVIs whenever possible; IDOA is moving toward only accepting electronic CVIs. Exhibitors shall make CVIs available to Department of Agriculture and County Fair staff on request. If an official electronic CVI is utilized, the exhibitor should be able to log on and show County Fair staff or Bureau of Animal Health and Welfare Personnel the completed CVI.
- If animals are from tuberculosis accredited, brucellosis certified, pseudorabies qualified, or brucellosis validated herds, the identifying herd number(s) along with the date of the last herd test(s) shall appear on the CVI.
- CVIs for out-of-state livestock shall be void thirty (30) days after issuance.
- CVIs for Illinois-origin livestock shall be void ninety (90) days after issuance.

Identification

Individual identification of each animal shall be by a USDA official animal identification number ear tag, ("840" tag). The tag must be able to be read both visually and electronically.

Illinois Cattle:

- Illinois is a Bovine Brucellosis Class-Free State and an Accredited Tuberculosis-Free State. Brucellosis and Tuberculin testing are not required for Illinois cattle.
- Illinois calves under 6 months of age are not required to have a Certificate of Veterinary Inspection.

BEEF EFFICIENCY CONTEST **Sponsored by: DeKalb-Kane Cattlemen's Association** **LIVE JUDGING - SATURDAY, AUGUST 1, 2026**

Members must have enrolled in the beef efficiency project and weighed their animals at the Feb. 7 weigh-in.

1. The youth must keep records. Records should be completed and turned in during beef check-in on Friday at the beef superintendent's table.
2. The Beef Efficiency Contest will be held at the beginning of the regular 4-H Beef Show. You may show your market steer at the county show and the Beef Efficiency Contest.
3. 4-H premiums paid will be using an X factor. Premium values will be:
Blue: 7X, Red: 6X, and White: 5X
4. Judging of the Beef Efficiency Contest will be as follows:
5. Rate of Gain - This class will be determined by the two-official weigh-in dates. The first being at beef weigh-in and the second at the fairgrounds.
6. Records/Interview - Participants will have an informal interview before the fair. The DeKalb-Kane Cattlemen's Association will select judges.
7. Live Evaluation - Animals will be shown at the fair and evaluated by a judge. The judging will be based upon how animals would perform on the rail if slaughtered.
8. Ultrasound – Animals will be evaluated based on carcass quality as determined in an ultrasound reading at the fair.
9. Cattlemen's Association will provide the following premiums for each class:
1st: \$40, 2nd: \$25, 3rd: \$10
10. The individual who accumulates the most points from the Beef Efficiency Contest will receive the Overall Beef Efficiency Award.

BEEF EFFICIENCY CLASS

1 Beef Efficiency Class

BEEF BREEDING CLASSES

1. Entries are limited to one in each class regardless of breed (**maximum 3 entries**).
2. Beef breeding animals cannot be shown in the market beef classes. Purebred and AOB classes will require registration papers in the name of the exhibitor. Commercial breeding classes will handle unregistered animals and those without papers on show day.
3. Ownership deadline: See Livestock Show rules on pages 73-77.
4. Only female beef are eligible to exhibit in the beef breeding classes. 4-H'ers with female dairy bucket calves are eligible to exhibit in the dairy classes.
5. 4-H Premiums paid will be using an X factor. Premium values will be:
Blue: 7X, Red: 6X, and White: 5X

4-H BEEF BREEDING CLASSES

Junior Heifer (born after January 1 of current year)

Senior Heifer (born between September 1 and December 31 past year)

Summer Yearling (born between June 1 and August 31, past year)

Spring Yearling (born between April 1 and May 31, past year)

Junior Yearling (born between January 1 and March 31, past year)

Senior Yearling (born between August 1 and December 31, two years past)

Cow (calved before January 1, past year)

Cow and Calf Pair (calved after January 1 current year)

	Angus	Hereford	Shorthorn	AOB	Commercial
Junior Heifer	Class 2	Class 10	Class 18	Class 26	Class 34
Senior Heifer	Class 3	Class 11	Class 19	Class 27	Class 35
Summer Yearling	Class 4	Class 12	Class 20	Class 28	Class 36
Spring Yearling	Class 5	Class 13	Class 21	Class 29	Class 37
Junior Yearling	Class 6	Class 14	Class 22	Class 30	Class 38
Senior Yearling	Class 7	Class 15	Class 23	Class 31	Class 39
Cow	Class 8	Class 16	Class 24	Class 32	Class 40
Cow/Calf	Class 9	Class 17	Class 25	Class 33	Class 41

BEEF BREEDING CHAMPIONS

4-H

Champion Angus Female

Rosette

Res. Champ Angus Female

Rosette

Champion Hereford Female

Rosette

Res. Champ Hereford Female

Rosette

Champion Shorthorn Female

Rosette

Res. Champ Shorthorn Female

Rosette

Champion AOB Female

Rosette

Reserve Champion AOB Female

Rosette

Champion Commercial Breeding Female

Rosette

Res. Champ. Commercial Breeding Female

Rosette

Grand Champion Beef Female

Award + Banner

Res. Grand Champion Beef Female

Banner

BEEF AUCTION RULES

- A. Calves with horns will not be allowed to enter the show or sale.
- B. All calves must be halter broken.
- C. All male calves must be castrated and completely healed prior to their entry on the fairgrounds.
- D. Steers should weigh a minimum of 1100 lbs.
- E. Heifers should weigh a minimum of 1000 lbs.
- F. Animals will be checked-in and weighed between 4:00 p.m. and 7:00 p.m. on Friday, August 1.
- G. For Bucket Calves - Champions in each age division will be eligible to sell calves in the 4-H Auction, providing they meet auction requirements.
- H. For overnight purposes, it is recommended that cattle be neck tied and halter tied to the stables.
- I. All youth showing a beef project are required to be certified in Youth for the Quality Care of Animals during the current year.
- J. 4-H'ers showing breeding beef only can participate in the auction if they are exhibiting in one of the following classes – 4, 5, 6, 7, 12, 13, 14, 15, 20, 21, 22, 23, 28, 29, 30, 31, 36, 37, 38, & 39. Animals can only be auctioned one time in their 4-H experience.

BEEF MARKET CLASSES

1. Only three market animals may be entered regardless of breed or weight.
2. Steer may be purebred, grade or crossbred. Proof of parentage or registration papers are required for entries in classes 42-46. In cases of disagreements over breed eligibility, the superintendents will make the final class designation.
3. Ownership deadline: Beef steers and market heifers must be owned by February 1, present year.
4. Steers and market heifers must be weighed and checked-in between 4:00 and 7:00 p.m. on Friday, July 31, 2026. Classes will be divided into several weight groups; these groups will be determined after all market animals have been weighed. The beef superintendents will determine class breaks.
5. All youth showing a beef project are required to be certified in Youth for the Quality Care of Animals during the current year.
6. 4-H Premiums paid will be using an X factor. Premium values will be:
Blue: 7X, Red: 6X, and White: 5X

4-H BEEF MARKET CLASSES

- 42 MARKET HEIFERS:** Class A, B, C, D, E, F
- 43 ANGUS PUREBRED STEERS:** Class A, B, C, D, E, F
- 44 HEREFORD PUREBRED STEERS:** Class A, B, C, D, E, F
- 45 SHORTHORN PUREBRED STEERS:** Class A, B, C, D, E, F
- 46 ALL OTHER PUREBRED STEERS:** Class A, B, C, D, E, F
- 47 CROSSBRED STEERS:** Class A, B, C, D, E, F, G, H, I

BEEF MARKET CHAMPION

Champion Market Heifer
Res. Champ Market Heifer
Champion Angus Steer
Res. Champ Angus Steer
Champion Hereford Steer
Reserve Champion Hereford Steer
Champion Shorthorn Steer
Res. Champ Shorthorn Steer
Champion All Other Breeds
Res. Champ All Other Breeds
Champion Crossbred
Reserve Champion Crossbred
Grand Champion Market Beef
Res. Grand Champion Market

4-H

Rosette
Rosette
Rosette
Rosette
Rosette
Rosette
Rosette
Rosette
Rosette
Rosette
Rosette
Rosette
Award
Rosette

4-H members are limited to receive one premium per weight class exhibited in premium eligible projects.

Example: If a 4 H'er has 3 crossbred steers and two of them end up in the same weight division, the 4-H'er will only receive one premium for that weight class. This rule was established by the Agriculture Premium Fund.

RETURNING BUCKET CALF CLASS

This returning bucket calf class is for those 4-H members that raised and showed a bucket calf at the 2024 4-H Fair and continued to raise this calf into a mature animal for the 2025 4-H Fair. The number of classes will be determined based on the number of calves enrolled in this class. Animals will be judged on their appearances, just like the other market and breed classes.

48 RETURNING BUCKET CALF CLASS

RETURNING BUCKET CALF CHAMPIONS

Champion
Reserve Champion

4-H

Award
Rosette

BEEF SHOWMANSHIP

1. Showmanship Judging will be based on Appearance of Animals – 40%, Appearance of Exhibitor – 10%, and Showing Animals in Ring – 50%. The showmanship class will take place at the end of the beef show.
2. There will be three divisions – Junior Division (members 11 years and under as of Sept. 1, 2025); Intermediate Division (members 12-14 years as of Sept. 1, 2025); Senior Division (members 15 years and over as of Sept. 1, 2025).
3. Participants will always compete in their age-appropriate division, and there is no limit to the number of times they may win their age division.
4. The winner in the senior division is eligible to compete in the Showmanship Sweepstakes, which will be held on Sunday, August 2, 2026, at 10:00 a.m. in the swine arena.
5. Classes are open to all who are interested that are enrolled and exhibiting a beef project.
6. An exhibitor entering showmanship competition is required to show their own animal fitted by themselves.
7. The judge will select an award winner from each age group.

BEEF SHOWMANSHIP

Senior Showmanship: 15 years & over
Reserve Senior Showmanship
Intermediate Showmanship: 12-14 years
Reserve Intermediate Showmanship
Junior Showmanship: 11 years & under
Reserve Junior Showmanship

4-H

Award
Rosette
Award
Rosette
Award
Rosette

BUCKET CALF

**This show will be held with the breeding beef show on
Saturday, August 1 at 12:00 p.m.
In the Beef Arena**

1. Members must be enrolled in the beef project in order to participate.
2. The Bucket Calf Record given out by the DeKalb – Kane Cattlemen’s Association must be completed by the exhibitor.
3. Each exhibitor will comply with the Livestock Show - Special 4-H Rules on pages 73-77.
4. A health certificate is not required; however, calves should be healthy.
5. All male calves must be castrated and completely healed prior to their arrival at the 4-H Fair.
6. Calves will be haltered and tied in the barn.
7. Classes will be judged on the 4-H'ers knowledge of project; no emphasis will be placed on quality or confirmation of calf. Records will also be taken into account for the overall placings.
8. Classes will be divided into classes by age of the exhibitor in bucket calf show, as determined by the Cattlemen’s Association and 4-H.
9. Calves must have been born between Feb. 1 & April 1 of the current project year and be on the property of the exhibitor by May 1, 2026.
10. One calf per exhibitor.
11. Sponsored by the DeKalb-Kane Cattlemen's Association and 4-H.

12. 4-H premiums paid will be using X factor. Premium values will be:
Blue: 7x, Red: 6x, and White: 5x
13. The DeKalb-Kane Cattlemen’s Association will pay premiums for record placings in each class
14. The top overall winners in the live and record judging will be named champion in each class.
15. Champions in each class will be eligible to sell calves in the 4-H Auction, providing they meet auction requirements.

4-H BUCKET CALF CLASS

49 BUCKET CALF: Classes will be determined by the age of the participants at the discretion of the members of DeKalb-Kane Cattlemen’s Association and 4-H.

BUCKET CALF CHAMPIONS

Based on Age Divisions

4-H

Rosettes

LAND OF DEKALB CLASS

The DeKalb-Kane Cattlemen’s Association is sponsoring a class for locally bred and raised calves. To be eligible for this class, calves must be locally raised by a member of the DeKalb-Kane Cattlemen’s Association. Calves also must be nominated by the person who raised the animal. Nomination forms are available at the Extension office. These forms must be turned in with a nomination fee of \$25 per animal by a TBD date in July, to be paid by the breeder of the animal. Premiums will be prorated according to the number of participants in each class. The Cattlemen’s Association will supervise this class and will provide the top animal with a banner.

50 LAND OF DEKALB CLASS

The Department of Agriculture shall use its best efforts to secure sufficient appropriations to fund premiums. In any year for which the General Assembly of the State of Illinois fails to make an appropriation sufficient to pay such premiums, premiums amounts may not be accurately reflected in this Premium Book.

DAIRY CATTLE

Superintendent – Carol Boesche Judged Saturday, August 1, 2026, 4:00 p.m.

A 4-H member must be the owner of the animals exhibited at the fair. Professional fitters **will not be allowed** to assist in the 4-H Show. 4-H'ers may be assisted with the fitting of the animal by a family member (mother, father, siblings, grandparents or legal guardian) or by another 4-H member of DeKalb County.

Appropriate attire is expected in the show ring and sale ring. Safety should be the issue for the attire. Suggested attire: hard shoes, long pants and a collared shirt. (No shorts, open toed shoes, or hats.)

All youth showing a dairy project are required to be certified in Youth for the Quality Care of Animals during the current year.

Decisions made by the superintendents will be final.

Illinois Health Requirements for Cattle:

- Certificate of Veterinary Inspection (CVI) means a legible record, made on an official form from the state of origin, containing an accurate description or identification of the animal including age, sex, breed, health status, and vaccination information. The CVI must be signed, dated, and issued by a licensed and accredited veterinarian in that state.
- Submitted CVIs must be as originally issued by the veterinarian; no CVIs with alterations, edits, or changes, will be accepted. The CVI must show that the animal meets all health requirements for the State of Illinois, CVI must show the name and address of the animal's owner or exhibitor.
- CVI must include the animal's Animal Identification Number.
- If one CVI is used for multiple animals, each animal identification must be made on a separate line.
- Exhibitors are strongly encouraged to obtain electronic CVIs whenever possible; IDOA is moving toward only accepting electronic CVIs. Exhibitors shall make CVIs available to Department of Agriculture and County Fair staff on request. If an official electronic CVI is utilized, the exhibitor should be able to log on and show County Fair staff or Bureau of Animal Health and Welfare Personnel the completed CVI.
- If animals are from tuberculosis accredited, brucellosis certified, pseudorabies qualified, or brucellosis validated herds, the identifying herd number(s) along with the date of the last herd test(s) shall appear on the CVI.
- CVIs for out-of-state livestock shall be void thirty (30) days after issuance.
- CVIs for Illinois-origin livestock shall be void ninety (90) days after issuance.

Identification

Individual identification of each animal shall be by a USDA official animal identification number ear tag, ("840" tag). **The tag must be able to be read both visually and electronically.**

Illinois Cattle:

- Illinois is a Bovine Brucellosis Class-Free State and an Accredited Tuberculosis-Free State. Brucellosis and Tuberculin testing are not required for Illinois cattle.
- Illinois calves under 6 months of age are not required to have a Certificate of Veterinary Inspection.

ALL Dairy Cattle (In-State and Out-of-State): A rRT-PCR test for Influenza A virus (IAV) on milk from lactating dairy cattle shall be conducted prior to livestock arriving on the fairgrounds. The animals must be sampled no more than seven (7) days prior to the date of arrival, and a negative test record must be presented to Department staff.

4H'ers leaving the fairgrounds before the completion of the livestock auction will forfeit auction premiums above floor/market price. All youth and animals are expected and required to remain on the fairgrounds until the completion of the auction.

RULES

1. Entries are not limited to one in each age class. (Maximum of 6 animals may be shown)
2. Dairy cattle may be purebred or grade. Purebred classes will require registration papers in the name of exhibitor. Grade classes will handle unregistered animals & those without acceptable registration papers. Registration papers on dam & sire (breeding certificate if A1) will be accepted on calves born after January 1, present year.
3. Ownership deadline: Dairy cow, since Jan. 1, present year; Dairy heifers, May 1, present year; Dairy calf, since May 1, present year.
4. Top animals in all classes (including Grade) will compete for Grand & Reserve Championship.
5. 4-H Premiums paid will be using an X factor. Premium values will be:
Blue: 7X, Red: 6X, and White: 5X
6. The exhibitor selected as the Grand Champion Over All Breeds and Junior Champion Over All breeds will be eligible to participate in the Blue Ribbon Auction and will retain ownership of their animals.

DAIRY CLASS DIVISIONS

- A. **Spring Heifer Calf:** calved after March 1, 2026
- B. **Winter Heifer Calf:** calved between Dec. 1, 2025 & Feb. 28, 2026.
- C. **Fall Heifer Calf:** calved between Sept. 1, 2025 & Nov. 30, 2025.
- D. **Summer Yearling Heifer:** calved between June 1, 2025 & Aug. 31, 2025.
- E. **Spring Yearling Heifer:** calved between March 1, 2025 & May 31, 2025.
- F. **Winter Yearling Heifer:** calved between Dec. 1, 2024 & Feb. 28, 2025.
- G. **Fall Yearling Heifer:** calved between Sept. 1, 2024 & Nov. 30, 2024.
- H. **Two Year Old Cow:** calved between Sept. 1, 2023 & Aug. 31, 2024.
- I. **Three Year Old Cow:** calved between Sept. 1, 2022 & August 31, 2023.
- J. **Aged Cow (4 yr. & older):** calved before Sept. 1, 2022.

4-H - DAIRY CLASSES

- 40 PUREBRED HOLSTEIN - Spring Heifer Calf
- 41 ALL OTHER BREEDS - Spring Heifer Calf
- 42 GRADE (ALL BREEDS) - Spring Heifer Calf
- 43 PUREBRED HOLSTEIN - Winter Heifer Calf
- 44 ALL OTHER BREEDS - Winter Heifer Calf
- 45 GRADE (ALL BREEDS) - Winter Heifer Calf
- 46 PUREBRED HOLSTEIN - Fall Heifer Calf
- 47 ALL OTHER BREEDS - Fall Heifer Calf
- 48 GRADE (ALL BREEDS) - Fall Heifer Calf
- 49 PUREBRED HOLSTEIN - Summer Yearling Heifer
- 50 ALL OTHER BREEDS - Summer Yearling Heifer
- 51 GRADE (ALL BREEDS) - Summer Yearling Heifer
- 52 PUREBRED HOLSTEIN - Spring Yearling Heifer
- 53 ALL OTHER BREEDS - Spring Yearling Heifer
- 54 GRADE (ALL BREEDS) - Spring Yearling Heifer
- 55 PUREBRED HOLSTEIN - Winter Yearling Heifer
- 56 ALL OTHER BREEDS - Winter Yearling Heifer
- 57 GRADE (ALL BREEDS) - Winter Yearling Heifer

- 58 PUREBRED HOLSTEIN - Fall Yearling Heifer
- 59 ALL OTHER BREEDS - Fall Yearling Heifer
- 60 GRADE (ALL BREEDS) - Fall Yearling Heifer
- 61 PUREBRED HOLSTEIN - Two-Year-Old Cow
- 62 ALL OTHER BREEDS - Two-Year-Old Cow
- 63 GRADE (ALL BREEDS) - Two-Year-Old Cow
- 64 PUREBRED HOLSTEIN - Three-Year-Old Cow
- 65 ALL OTHER BREEDS - Three-Year-Old Cow
- 66 GRADE (ALL BREEDS) - Three-Year-Old Cow
- 67 PUREBRED HOLSTEIN - Aged Cow
- 68 ALL OTHER BREEDS - Aged Cow
- 69 GRADE (ALL BREEDS) - Aged Cow

DAIRY CHAMPIONS

Junior Champion Female	<u>4-H</u> Rosette
Res. Junior Champion Female	Rosette
Senior Champion Female	Rosette
Reserve Senior Champion Female	Rosette
Grand Champion Overall Breeds	Award <i>sponsored in memory of Bill Fewell</i>
Res. Grand Champion Overall Breeds	Rosette
Grand Champion Overall Breeds and Junior Champion Over All Breeds will participate in the Blue Ribbon Auction.	

DAIRY SHOWMANSHIP

1. Showmanship Judging will be based on Appearance of Animals - 40%, Appearance of Exhibitor - 10%; and Showing Animals in Ring - 50%. The showmanship class will take place at the end of the dairy show.
2. There will be three divisions: Junior Division (members 11 years and under as of Sept. 1, 2025); Intermediate Division (members 12-14 years as of Sept. 1, 2025); Senior Division (members 15 years and over as of Sept. 1, 2025)
3. Participants will always compete in their age-appropriate division, and there is no limit to the number of times they may win their age division.
4. Classes are open to all who are interested that are enrolled and exhibiting a dairy project.
5. An exhibitor entering showmanship competition is required to show his own animal fitted by herself/himself.

DAIRY SHOWMANSHIP

Senior Showmanship: 15 years & over	<u>4-H</u> Award
Reserve Senior Showmanship	Rosette
Intermediate Showmanship: 12-14 years	Award
Reserve Intermediate Showmanship	Rosette
Junior Showmanship: 11 years & under	Award
Reserve Junior Showmanship	Rosette

The Department of Agriculture shall use its best efforts to secure sufficient appropriations to fund premiums. In any year for which the General Assembly of the State of Illinois fails to make an appropriation sufficient to pay such premiums, premiums amounts may not be accurately reflected in this Premium Book.

DOGS

Multi-County Dog Show
Judged Tuesday, June 23 at 6:00 PM
Check-in begins at 5:30 PM
Boone County Fairgrounds – Open to the Public
Entries are due June 1

Illinois 4-H reserves the right to modify or cancel events if risks are identified or if safety guidelines must be followed.

REGULATIONS

1. All exhibitors must have completed the Quality Assurance and Ethics Certification and are expected to be familiar with and abide by both the principles of that certification and the Illinois Humane Care for Animals Act.
2. Rally is not offered as competition currently.
3. **Judging starts promptly at 6:00 p.m.** It is the exhibitor's responsibility to be at ringside when their class is called. Judges are not required to hold classes for late entries.
4. Proof of rabies vaccination must be submitted prior to the show. More information will be provided during registration.
5. All dog/handler teams must have earned the Canine Good Citizen Certificate together. If you are unable to be evaluated by an AKC qualified evaluator, your instructor can also sign off on the skills needed to pass the CGC test.
6. To be eligible to exhibit at the 4-H Dog Show each dog/handler team will be required to show proof of completing a training with a certified trainer/facility for their designated class. Scorecards for each obedience class will be provided by the local extension office.
7. A dog being shown in the dog obedience project must be trained by and belong to the exhibitor or to a member of his/her immediate family. The dog can be leased for the length of the project and a signed agreement should be on file with the local 4-H extension office by May 1 of the current year.
8. Exhibitors shall be limited to one entry/dog in each obedience class. The same dog can be entered once in each show discipline (Obedience, Showmanship). A 4-H member may show multiple dogs.
9. All dogs must be leashed or crated while on the grounds. Dogs must always be under the exhibitor's supervision.
10. A dog that is not under the control of the exhibitor, or shows viciousness toward its handler, judge, or other dogs will be excused from further competition.
11. Female dogs in season cannot participate in the show.
12. A run-off will be held in case of a tie for total score.
13. All participants must use appropriate show equipment. Acceptable leashes are a maximum of 6 ft. (can be shorter in advanced classes) of leather, nylon, or canvas. No prong, slip chain training collars, or electronic collars will be allowed on the grounds. No identification tags on collars used in the show ring. Harness or other training aids such as a gentle leader are not acceptable show equipment. No slip chain "training" or pinch/prong or electronic collars will be allowed. No flexy or retractable leashes allowed.
14. Special problems not covered by these rules will be acted upon by the superintendents and Extension staff in accordance with the Illinois 4-H Policies including the Youth Code of Conduct and Member Behavior Guidelines.

15. No un-entered dogs will be allowed on the grounds. All dogs must leave the fairgrounds after the show is finished.
16. Waste management: Please clean up after your dog. Cleaning supplies will be available.
17. Awards will be secured and determined based on enrollment in classes.
18. Information regarding the State 4-H Dog Show will be available at the County Show for those with qualifying scores. For more information, please contact the office.
19. Judges' decisions are final.
20. 4-H premiums paid will be using an X factor. Premium values will be:
Blue: 5X, Red 4X, and White 3X

DOG CLASSES

COSTUME

1. Dog and handler to be dressed in costume.
2. Dog will be dressed at show time ONLY to avoid the risk of dog overheating.
3. As soon as the class is finished, the costume will be removed from dog and handler.
4. Dog must enter and exit the ring on leash.
5. Exhibitor will be judged on the thought and creativity put into the costume for the dog and handler.
6. Participants cannot share a dog with another exhibitor.

SHOWMANSHIP

1. Exhibitors will be judged on handling skill, knowledge of breed standards of their dog, dog show terminology and elementary dog anatomy. The judge has the right to question exhibitors in one or all of these areas.
2. Dogs will be judged on cleanliness, general health, and grooming.
3. Purebred and non-purebred dogs are eligible for this class. The breed of dog has no bearing on judging or placement.
4. A dog eligible for Showmanship that must be withdrawn for good and sufficient reason (a female in season or veterinarian excuse) may be replaced by another dog owned by the handler or the family. This must be in writing (giving the reason) at the beginning of the show.
5. Judges' decisions are final.

Junior Showmanship – for handlers ages 8-13, as of September 1, 2025

Senior Showmanship – for handlers ages 14 and older, as of September 1, 2025.

OBEDIENCE

1. All dog/handler teams must have earned the Canine Good Citizen Certificate together. Proof of CGC certificate will need to be provided prior to the show.
2. Dogs do not have to be AKC registered to show in the 4-H obedience show. AKC rules will be used as a guideline for judging. If a dog has 3 qualifying scores at either 1) county show, 2) state 4-H dog show, 3) AKC sanctioned match, 4) AKC trial, in beginner novice or novice, three months prior to the State 4-H Dog Show, it must be shown in the next higher class.
3. A run-off will be held in case of a tie for total score.
4. All beginning level classes will use on-leash heeling exercises. (Beginner Novice I and II, Preferred Novice, Novice, and Graduate Novice)
5. All advanced classes will use novice off lead heeling exercises. (Graduate Novice, Pre-Open and above)
6. In most classes, commands/signals given by handler will be either voice or hand, but not both. The Stay command can be both verbal and a signal. See full AKC rules and regulations for clarification of your class's specific rules.

7. Exercises for all classes may be done in any order, depending upon scheduling and the judge's preference.
8. The following are the exceptions as compared to AKC in the classes offered for the 4-H show: 4-H has two levels of Novice obedience. Level 1 for dogs new to the novice class and Level 2 for dogs who have successfully shown in Novice previously, or the youth showed a different dog previously.
9. 4-H is based upon Positive Youth Development – meaning that the dog training project is for the youth only, not for a parent to train the dog and the youth to show it.

50401 Beginner Novice I

(For inexperienced handlers and inexperienced dogs)

1. Heel on Leash (forward, halt, right turn, left turn, about turn, slow, normal, and fast).
2. The last order signifies that the handler and dog must break pace. These orders will be given by utilizing posted signs – Maximum points 40
3. Figure Eight (on leash) – Maximum points 40
4. Sit for Exam (on leash) – Maximum points 40
5. Sit Stay (walk around ring – Maximum points 40
6. Recall (off leash front/no finish) – Maximum points 40

50402 Beginner Novice II

(For experienced handlers and inexperienced dogs or experienced dogs and inexperienced handlers)

1. Heel on Leash (forward, halt, right turn, left turn, about turn, slow, normal, and fast).
2. The last order signifies that the handler and dog must break pace. These orders will be given by utilizing posted signs – Maximum points 40
3. Figure Eight (on leash) – Maximum points 40
4. Sit for Exam (on leash) – Maximum points 40
5. Sit Stay (walk around ring) – Maximum points 40
6. Recall (off leash front/no finish) – Maximum points 40

50403 Preferred Novice

1. Heel on Leash and Figure 8 – Maximum points 40
2. Stand for Examination (off leash) – Maximum points 30
3. Heel Free (on leash) – Maximum points 40
4. Recall (off leash with finish) – Maximum points 30
5. Sit or Down Stay-Walk around the Ring – Maximum points 30
6. Sit Stay-Get Your Leash (off leash) – Maximum points 30

50404 Novice

1. Heel on Leash and Figure 8 (on leash) – Maximum points 40
2. Stand for Examination (off leash) – Maximum points 30
3. Heel Free (off leash) – Maximum points 40
4. Recall (off leash) – Maximum points 30
5. Sit Stay – Get your leash (off leash) – Maximum points 30
6. Group Exercise – Sit & Down Stay (on leash) – Maximum points 30

50405 Graduate Novice

1. Heel Free and Figure 8 (off leash) – Maximum points 40
2. Drop on Recall – Maximum points 40
3. Dumbbell Recall – Maximum points 30
4. Dumbbell Recall over High Jump – Maximum points 30
5. Recall over Broad Jump – Maximum points 30
6. Stay – Get your leash (sit, down) – Maximum points 30

50406 Pre-Open

1. Heel Free and Figure 8 – Maximum points 40
2. Command Discrimination (Stand, Down, Sit) – Maximum points 30
3. Drop on Recall – Maximum points 30
4. Retrieve on Flat – Maximum points 20
5. Retrieve over High Jump – Maximum points 30
6. Broad Jump – Maximum points 20
7. Stay – Get your leash (Sit, Down) – Maximum points 30

50407 Open

1. Heel Free and Figure 8 – Maximum points 40
2. Command Discrimination (Stand, Down, Sit) – Maximum points 30
3. Drop on Recall – Maximum points 30
4. Retrieve on Flat – Maximum points 20
5. Retrieve over High Jump – Maximum points 30
8. Broad Jump – Maximum points 20
9. Stay – Get your leash (Sit, Down) – Maximum points 30

50408 Graduate Open

1. Signal Exercise – Maximum points 40
2. Scent Discrimination – Maximum points 30
3. Go Out – Maximum points 30
4. Directed Jumping – Maximum points 40
5. Moving Stand and Examination – Maximum points 30
6. Directed Retrieve – Maximum points 30

50409 Preferred Utility

1. Signal Exercise – Maximum points 40
2. Scent Discrimination Article #1 – Maximum points 30
3. Scent Discrimination Article #2 – Maximum points 30
4. Directed Retrieve – Maximum points 30
5. Moving Stand and Examination – Maximum points 30
6. Directed Jumping – Maximum points 40

50410 Utility

1. Signal Exercise – Maximum points 40
2. Scent Discrimination Article #1 – Maximum points 30
3. Scent Discrimination Article #2 – Maximum points 30
4. Directed Retrieve – Maximum points 30
5. Moving Stand and Examination – Maximum points 30
6. Directed Jumping – Maximum points 40

The Department of Agriculture shall use its best efforts to secure sufficient appropriations to fund premiums. In any year for which the General Assembly of the State of Illinois fails to make an appropriation sufficient to pay such premiums, premiums amounts may not be accurately reflected in this Premium Book.

GOATS

Judged Friday, July 31, 2026, 7:00 p.m.

Superintendent: Bill Kuhn

Assistant Superintendent: David Vandeburg

Appropriate attire is expected in the show ring and sale ring. Safety should be the issue for the attire. Suggested attire: hard shoes, long pants and a collared shirt. (No shorts, open toed shoes, or hats.)

A 4-H member must be the owner of the animals exhibited at the fair. Professional fitters **will not be allowed** to assist in the 4-H Show. 4-H'ers may be assisted with the fitting of the animal by an immediate family member (mother, father, siblings or legal guardian) or by another 4-H member of DeKalb County.

All youth showing a goat project are required to be certified in Youth for the Quality Care of Animals during the current year.

Decisions made by the superintendents will be final.

Illinois Health Requirements for Goats:

- Certificate of Veterinary Inspection (CVI) means a legible record, made on an official form from the state of origin, containing an accurate description or identification of the animal including age, sex, breed, health status, and vaccination information. The CVI must be signed, dated, and issued by a licensed and accredited veterinarian in that state.
- Submitted CVIs must be as originally issued by the veterinarian; no CVIs with alterations, edits, or changes, will be accepted. The CVI must show that the animal meets all health requirements for the State of Illinois, CVI must show the name and address of the animal's owner or exhibitor.
- CVI must include the animal's Animal Identification Number.
- If one CVI is used for multiple animals, each animal identification must be made on a separate line.
- Exhibitors are strongly encouraged to obtain electronic CVIs whenever possible; IDOA is moving toward only accepting electronic CVIs. Exhibitors shall make CVIs available to Department of Agriculture and County Fair staff on request. If an official electronic CVI is utilized, the exhibitor should be able to log on and show County Fair staff or Bureau of Animal Health and Welfare Personnel the completed CVI.
- If animals are from tuberculosis accredited, brucellosis certified, pseudorabies qualified, or brucellosis validated herds, the identifying herd number(s) along with the date of the last herd test(s) shall appear on the CVI.
- CVIs for out-of-state livestock shall be void thirty (30) days after issuance.
- CVIs for Illinois-origin livestock shall be void ninety (90) days after issuance.

Identification

- Individual identification of each animal shall be by an ear tattoo or official metal or plastic tag. A microchip ID is acceptable if the owner provides the reader.
- Tattoos may be used when a registration certificate, listing the tattoo number, accompanies the animal. If the tattoos are not visible, another form of official identification must be presented.
- Ears should be used for tattooing when possible. If there is no space in the ear, the flank or tail fold may be used.

- When using ear tags, the tag must indicate the premises ID and state of origin. The tag number must be assigned by a state or APHIS representative and recorded in the Scrapie Record Database.

Scrapie: Goats originating from a herd that has previously been classified as either an infected or source herd can be exhibited in Illinois upon the completion of an approved herd plan.

CVI must include the herd of birth and the herd of origin, if different.

4-H'ers leaving the fairgrounds before the completion of the livestock auction will forfeit auction premiums above floor/market price. All youth and animals are expected and required to remain on the fairgrounds until the completion of the auction.

RULES

1. Entries are limited to a total of twelve animals (10 breeding and 2 market) and no more than two in each age class regardless of breed.
2. 4-H Premiums paid will be using an X factor. Premium values will be:
Blue: 7X, Red: 6X, and White: 5X
3. A goat shown in breeding class cannot be shown in market classes and vice-versa.
4. Market goats for class 112 may be either does or wethers, (wethers are preferred). All market goats must be castrated and fully healed prior to their entry on the fairgrounds. This class is limited to two goats per exhibitor. It is suggested that market goats be born after January 1 of the current year and not be more than one year old.
5. Market goats weigh-in time will be conducted by the superintendents on Friday, July 31 from 12:30 p.m. to 3:00 p.m. All records will be completed by the weighing committee and proper entries made according to these initial weight records.
6. All youth showing a goat project are required to be certified in Youth for the Quality Care of Animals during the current year.
7. For safety purposes **GOATS WITH HORNS WILL NOT BE PERMITTED, UNLESS THEY ARE REGISTERED FEMALE BOER GOATS BEING SHOWN IN CLASSES 107- 111.** This rule applies for both the dairy goat, meat goat and market goat classes.
8. 4-H'ers showing only breeding goats can participate in the auction if they are exhibiting in one of the following classes – Dairy Goats 100 or 101 or Meat Goats 107 or 108. Animals can only be auctioned one time in their 4-H experience.
9. If 4-H'er has a market goat in **Class 112** they are only eligible to sell this goat in the auction.
10. 4-H'ers must retain ownership of their animal. All youth showing a goat project are required to be certified in Youth for the Quality Care of Animals during the current year.
11. ***4-H members are limited to receive one premium per class exhibited in premium eligible projects. Example: If a 4-H'er has 2 Junior Kids in class 100 the 4-H'er will only receive one premium for that class. This rule was established by the Agriculture Premium Fund.***
12. Age of both Dairy and Meat Goats are determined by how old they are as of August 1 of the current show year.
13. **All goats shown in the Dairy or Meat Goat classes must be does (female).** No bucks are allowed in these breeding classes.

4-H DAIRY GOAT CLASSES

- | | |
|------------|--|
| 100 | JUNIOR KID (Under 6 months old) |
| 101 | SENIOR KID - (6 months to just under 1 year of age) |
| 102 | DRY YEARLING (1-2 years) |
| 103 | MILKING YEARLING (1-2 years) |
| 104 | MILKING DOE - (2-3 years) |
| 105 | MILKING DOE - (over 3 years) |

4-H MEAT GOAT CLASSES

- 107** KID (0-6 months)
- 108** KID (7-12 months)
- 109** DOE (1 year and under 2 years)

- 110** DOE (2 years and under 3 years)
- 111** DOE (3 years and older)

- 112** **MARKET GOAT** – All Market Goats are eligible for 4-H Auction. 4-H’ers may sell one Market Goat in the Livestock Auction but cannot sell more than a total of 2 different species in the auction. 4-H’ers must retain ownership of their animal. All youth showing a goat project are required to be certified in Youth for the Quality Care of Animals during the current year.

GOAT SHOWMANSHIP

1. Showmanship Judging will be based on Appearance of Animals - 40%, Appearance of Exhibitor - 10%; and Showing Animals in Ring - 50%. The showmanship class will take place at the end of the show.
2. There will be three divisions: Junior Division (members 11 years and under as of Sept. 1, 2025); Intermediate Division (members 12-14 years as of Sept. 1, 2025); Senior Division (members 15 years and over as of Sept. 1, 2025)
3. Participants will always compete in their age-appropriate division, and there is no limit to the number of times they may win their age division.
4. The winner in the senior division is eligible to compete in the Showmanship Sweepstakes, which will be held on Sunday, August 2, 2026, at 10:00 a.m. in the swine arena.
5. Classes are open to all who are interested that are enrolled and exhibiting a goat project.
6. An exhibitor entering showmanship competition is required to show his own animal fitted by herself/himself.
7. The judge will select an award winner for each age group.

GOAT SHOWMANSHIP

Senior Showmanship: 15 years & over	<u>4-H</u> Award
Reserve Senior Showmanship	Rosette
Intermediate Showmanship: 12-14 years	Award
Reserve Intermediate Showmanship	Rosette
Junior Showmanship: 11 years & under	Award
Reserve Junior Showmanship	Rosette

GOAT CHAMPIONS

Dairy Goat Junior Champion	<u>4-H</u> Rosette
Dairy Goat Junior Reserve Champion	Rosette
Dairy Goat Senior Champion	Rosette
Dairy Goat Senior Reserve Champion	Rosette
Grand Champion Dairy Goat	Award
Reserve Grand Champion Dairy Goat	Rosette
Meat Goat Junior Champion	Rosette
Meat Goat Junior Reserve Champion	Rosette
Meat Goat Senior Champion	Rosette
Meat Goat Senior Reserve Champion	Rosette

Grand Champion Meat Goat	Award
Reserve Grant Champion Meat Goat	Rosette
Grand Champion Market Goat	Award
Reserve Grand Champ. Market Goat	Rosette

The Department of Agriculture shall use its best efforts to secure sufficient appropriations to fund premiums. In any year for which the General Assembly of the State of Illinois fails to make an appropriation sufficient to pay such premiums, premiums amounts may not be accurately reflected in this Premium Book.

HORSE & PONY

MULTI-COUNTY HORSE SHOW

All horses on grounds by 7:30 a.m., Thursday, July 30, 2026

Ogle County Fairgrounds

Judging – 8:30 a.m. Thursday, July 30, 2026

MULTI-COUNTY HORSE COMMITTEE

Callie Johnson 815-218-4651

Sara Blume, Byron 815-222-0306

Teddy Snapp, Byron

Tina & Dan Vincent, Rochelle

MULTI-COUNTY HORSE RULES

Before the Fair:

1. All 4-H'ers planning to exhibit in this department, must complete the Quality Assurance and Ethics certification once during their 4-H career in order to be eligible to show either a live animal or a poster. Certification must be completed by May 1.
2. All 4-H members should refer to the "Guidelines for Junior Horse Shows" manual which was given to each 4-H member their first year enrolled in horses. This guideline may be found at: go.illinois.edu/IL4-HHorseShowGuidelines. These are the rules that will be used and reinforced during the Multi-County Horse Show.
3. To be eligible to show at the 4-H level, the 4-H'er must have attended at least one: clinic, riding lesson, horse bowl/hippology contest, horse project day or horse fair approved by the Multi-County Horse Committee. 4-H members should indicate what clinic they attended as part of their fair entries. Entries in question will be contacted.
4. Classes CANNOT be added or changed on the day of the show, but classes may be dropped the day of the show. 4-H'ers are encouraged to sign up for as many classes as they think they would like to participate in on their fair entry.
5. 4-H'ers uncertain of their riding abilities when fair entries are due should sign up for both walk/trot and age-appropriate classes.
6. All horses must have a current negative Coggins. A copy of the negative Coggins **MUST** be sent to Extension office by May 1. If the Coggins on file at the Extension office expires between May 1 and show day, a current negative Coggins must be provided to staff on show day.

Check In:

7. Show numbers must be secured from the horse committee upon arrival. Each exhibitor must wear the show number for classes on which they are entered.

Tack and Attire:

8. Lack of proper tack for all horse classes may result in a penalty from the judge.
9. Proper attire & tack must be worn for all classes. Proper attire for western events include: long sleeves, collar (band, stand-up, tuxedo, etc.) western hat (for showmanship & production) or helmet (while mounted) and cowboy boots. In English classes, riders should wear riding coats and breeches of traditional colors with high boots or jodhpurs. In Ranch classes, plain tack, minimal silver, rope halters or plain leather halters, breast collars or back cinches recommended, no bling.

10. Chaps are prohibited.
11. All 4-H members are required to wear a properly fitted ASTM or SEI standard F1163 (or above) certified equestrian helmet whenever mounted or driving at all 4-H horse and pony events, shows, activities, or practices. Original tags must be present in all approved helmets. The 4-H member is responsible to see that this specified headgear is properly fitted with the approved harness fastened in place whenever mounted. Helmet policies apply to all county, area, and state 4-H horse and pony events, shows, and activities. **Protective helmets are required for all riders and drivers at all times. It is recommended that all adults working with 4-H members model the desired youth behavior by also wearing protective helmets whenever mounted or driving.**
12. Horses will not be allowed to be shown with the aid of training devices, such as mechanical hackamores, martingales, and tie downs in performance classes, but these aids will be allowed in the novelty and speed classes.

During the Show:

13. All horses and ponies should be trained and kept under control by the exhibitor at all times. Judge may penalize or excuse any animal(s) not under control.
14. No stallions one year of age or over are allowed.
15. Animals must report to the entry gate one class before the class in which they are entered.
16. Horses will be allowed to leave at lunch and at the break prior to speed classes with permission by a Committee Member. Failure to comply will result in forfeit of your premium check. (The horse show is expected to last all day. Plan accordingly.)
17. Junior exhibitors are to be 13 years and under as of September 1, 2025. Senior exhibitors are to be 14 through 18 years of age, as of September 1, 2025.
18. You may exhibit only those horses/ponies which are pictured on your 4-H Ownership/Lease Agreement(s) and on file in the Extension Office. Horses/ponies cannot be shared.
19. Horses are to be kept in the area designated by the committee on show day.
20. Special classes have been identified for equine 56" and under. (Equine 56" and under may be measured before judging begins.)
21. All classes, unless otherwise stated, are open to horses or ponies and mares or geldings.
22. A break will be taken after the *Grand Champion Halter Classes* are completed. The arena will be open for the pleasure horses to warm up. The time for Class 108 to start will be announced by the announcer. An additional break will be taken after the Novelty classes during which the speed horses may warm up.
23. Riders in **Green Rider Walk Trot (Class 108)** may enter *Halter, Showmanship, Novelty, and Speed Classes*.
24. Equine in **Green Horse Walk Trot (Class 110)** may enter *Halter, Showmanship, Green Rider Walk Trot, Novelty, and Speed Classes*.
25. All props used in the **Costume Class** must be on the horse or 4-H member. Keep in mind this class is for fun and originality.
26. Classes not filled will be combined at the discretion of the committee.
27. Any horse shown as a stock type horse cannot be shown as a light horse and vice versa. Stock type horses will be considered AQHA, Paints, Apps; light type horses will be considered Arabs, Saddlebreds, Tennessee Walkers.
28. Any exhibitor entered in a *Performance (Classes 108-123), Novelty (Classes 125-130) and/or Speed Class (Classes 131-138)* MUST enter and show in a *Halter (Classes 103-107) **AND** Showmanship Class (Classes 101-102)* in order to be eligible. *Speed Class* exhibitors must show in Western attire and tack.
29. Speed horses will be required to enter the arena at a controlled walk, and then begin their pattern. The gate will be closed and remain closed until the rider has regained control to exit the arena at a walk.
30. Trail class runs concurrently with rest of riding classes.

31. No persons shall be allowed in the show ring between the start of and conclusion of the show if they are not a current 4-H member, judge, horse committee member, or staff member (with exceptions as determined by committee).
32. The judge's decision is final.
33. Exhibitors are required to clean up their horse tie-out area before leaving the grounds.
34. Horses & trailers are to be off grounds or moved to livestock parking area within 2 hours of completion of show.
35. Any horses showing signs of illness will be asked to leave at the discretion of the committee, along with proper approval from fair veterinarian, Ogle County Fair Board member, and an Extension staff member. Appropriate paperwork must be completed with the signatures from all three representatives.

PREMIUM INFO:

1. Members are allowed to show one entry per class.
2. 4-H members are limited to receive one premium per class exhibited in premium-eligible projects.
3. 4-H Premiums paid will be using an X factor. Premium values will be:
Blue: 5X, Red: 4X, and White: 3X

SHOWMANSHIP RULES:

1. Junior Showmanship will be for youth ages 13 years and under as of September 1, 2025.
Senior Showmanship will be for youth ages 14 through 18 years of age, as of September 1, 2025.
2. All 4-H'ers are required to show in showmanship.
3. Pre-registration is required in Fair Entry to receive a premium. Last minute entries may not receive a premium.
4. Showmanship will be the first classes of the day.

RANCH CLASSES:

1. If you enter class 121 (Ranch Horse Pleasure) you may not enter classes 117 (Jr Western Pleasure) or 118 (Sr Western Pleasure).
2. Anyone may enter Ranch Riding
3. If you compete in the Ranch classes you can also enter into the Horsemanship Classes.
4. Ranch tack is plain leather with minimal silver allowed. Breast collars and back cinches are recommended but not required.

EQUINE SPORTSMANSHIP AWARD RULES:

1. Must be pre-registered for class via Fair Entry
2. Entrants will be judged by a horsemanship volunteer for Sportsmanship, Proper Attire, Grooming, Safety and Cleanliness of Area & Overall Quality of Riding.
3. An essay with 100-250 words must be turned into the Extension office by July 1. The essay will include how the 4-Her has improved their skills this year.

HORSE CLASSES

SHOWMANSHIP

- 101 Junior Showmanship
- 102 Senior Showmanship

HALTER

- 103 Stock Type Horse at Halter (Horses 14 & Under)
- 104 Light Horse at Halter
- 105 Aged Horse Mare at Halter (Horses 15 & Up)
- 106 Aged Horse Gelding at Halter (Horses 15 & Up)
- 107 Equine at Halter 56" and under

Grand Champion Horse at Halter (*Top of Class exhibitors for Grand and Reserve.*)
in Classes 103 through 107 will be called back to show

—BREAK—

PERFORMANCE CLASSES

- | | |
|---|---------------------------------------|
| 108 Green Rider Walk Trot | 117 Jr. Western Pleasure (8-13) |
| 109 Equine Pleasure 56" and under | 118 Sr. Western Pleasure (14-18) |
| 110 Green Horse Walk Trot | 119 Jr. Western Horsemanship (8-13) |
| 111 Jr. English Pleasure (8-13) | 120 Sr. Western Horsemanship (14-18) |
| 112 Sr. English Pleasure (14-18) | 121 Ranch Horse Pleasure |
| 113 Jr. English Equitation (8-13) | 122 Ranch Riding (pattern) |
| 114 Sr. English Equitation (14-18) | 123 Jr. Bareback Horsemanship (8-13) |
| 115 Jr. Command/Discipline Rail (8-13) | 124 Sr. Bareback Horsemanship (14-18) |
| 116 Sr. Command/Discipline Rail (14-18) | |

NOVELTY CLASSES

- | | |
|----------------------------------|-----------------------|
| 125 Jr. Egg-N-Spoon | 128 Mystery Fun Class |
| 126 Sr. Egg-N-Spoon | 129 Jr. Trail Class |
| 127 Costume Class (see rule #13) | 130 Sr. Trail Class |

—BREAK—

SPEED CLASSES

- | | |
|-----------------|--------------|
| 131 Jr. Poles | 135 Jr. Flag |
| 132 Sr. Poles | 136 Sr. Flag |
| 133 Jr. Barrels | 137 Jr. Plug |
| 134 Sr. Barrels | 138 Sr. Plug |

EQUINE SPORTSMANSHIP AWARD

- 139 Jr. Equine Sportsmanship (ages 8-13)
- 140 Sr. Equine Sportsmanship (ages 14-18)

PERFORMANCE HIGH POINT AWARD

- 141 Jr. High Point (ages 8-13)
Points accumulated from placing in class #'s 101, 111, 113, 115, 117 or 121, 119, 122, 129
- 142 Sr. High Point (ages 14-18)
Points accumulated from placing in class #'s 102, 112, 114, 116, 118 or 121, 120, 123, 130

SPEED HIGH POINT AWARD

- 143 Jr. Horse Speed Award (ages 8-13) *Points accumulated from placing in class #'s 131, 133, 135, 137*
- 144 Sr. Horse Speed Award (ages 14-18) *Points accumulated from placing in class #'s 132, 134, 136, 138*

HORSE AWARDS

- | | |
|--|-------------------------------|
| Champion Junior Showmanship | Reserve Jr. High Point |
| Champion Senior Showmanship | Sr. High Point |
| Grand Champion Horse at Halter | Reserve Jr. High Point |
| Reserve Grand Champion Horse at Halter | Jr. Horse Speed Award |
| Champion Ranch Riding | Reserve Jr. Horse Speed Award |
| Jr. Equine Sportsmanship Award | Sr. Horse Speed Award |
| Sr. Equine Sportsmanship Award | Reserve Jr. Horse Speed Award |
| Jr. High Point | |

LLAMA/ALPACA

NORTHERN ILLINOIS 4-H LLAMA/ALPACA SHOW

Check-in – Friday, July 31, 2026, at 8:30 a.m. at the Ogle Co. Fairgrounds

Horse Arena Announcer Stand

Judging – Friday, July 31, 2026, at 9:30 a.m.

Check-out – Friday, July 31, 2026, immediately following the show

NORTHERN ILLINOIS 4-H LLAMA/ALPACA COMMITTEE

Teddy Snapp, Oregon, Supt, 815-732-3281

Mary Curtis, Paw Paw, Asst. Supt, 630-862-5432

Sara Blume, Byron

Christie Brenz, Byron

Alyssa Malenke, Paw Paw

Alissa Werner, Yorkville

NORTHERN ILLINOIS 4-H LLAMA/ALPACA RULES

1. All *General Rules and Animal Department Rules* apply.
2. All 4-H'ers planning to exhibit in this department, must complete the Quality Assurance and Ethics (QAEC) certification once during their 4-H career in order to be eligible to show either a live animal or a poster. Certification must be completed by May 1.
3. Each class will be awarded a Grand Champion and Reserve Grand Champion.
4. Llamas and Alpacas may arrive on announced date.
5. Llamas and Alpacas must depart on announced date after show is completed.
6. **Animals must have submitted proper paperwork to the Ogle County Extension office (421 West Pines Road, Suite 10, Oregon, IL 61061 or amhenson@illinois.edu) regarding ownership or lease status by June 1 of the current 4-H year.**
7. Exhibitors may not bring more than 4 head to be stalled or shown.
8. Llamas and Alpacas must be stalled in only their assigned stalls, stalls may not be switched or redesigned.
9. Exhibitors must clean up all effects of grooming the llamas/alpacas from the grounds.
10. Exhibitors may not show intact males older than 36 months of age.
11. No breeding males of any age. Mature fighting teeth must be removed.
12. Any animal who is deemed unsafe may be excused from the show and the Ogle County Fairgrounds by the Llama/Alpaca Committee.
13. Classes are divided by exhibitor age only. Ages are as follows:
 - a. Junior Showmanship will be for youth ages 8 – 12 years old as of September 1, 2025.
 - b. Senior Showmanship will be for youth ages 13 – 18 years old as of September 1, 2025.
14. For costume classes - both exhibitor and llama/alpaca should be in costume. No live animals other than exhibited llamas/alpacas are to be part of the costume. No exhibitors may ride the llama/alpaca. Full coverage costumes are ideal.
15. Obstacle classes are to follow Alpaca and Llama Show Association (ALSA) standards: "To be judged on willingness of llama/alpaca to follow handler, rapport, mutual confidence and trust between llama and handler. Llama/alpaca should work on a loose lead, while allowed the freedom to look at each obstacle for itself."
16. Public Relations classes are to follow Alpaca and Llama Show Association (ALSA) standards: "To be judged on willingness of llama/alpaca to follow handler, rapport, mutual confidence, and trust between llama and handler. Llama/alpaca should work on a loose lead."
17. Alpacas may participate in pack classes. For both llamas and alpacas, packs are not required to be weighted, but should be padded out with proper or similar material.
18. 4-H llama-alpaca projects must be born prior to Jan 1, 2026.

19. No companion animals allowed in show ring. Llamas or alpacas not registered to show must be approved companion animals (in stall only) by committee based on specific circumstance in order to be on grounds. No nursing mothers or crias under 6 months of age to be on grounds.

20. **Judge's decisions are FINAL!**

PREMIUM INFO:

- 4. Members are allowed to show one entry per class.
- 5. 4-H members are limited to receive one premium per class exhibited in premium-eligible projects.
- 6. 4-H Premiums paid will be using an X factor. Premium values will be:
Blue: 5X, Red: 4X, and White: 3X

NORTHERN ILLINOIS 4-H LLAMA/ALPACA CLASSES

101	Junior Costume	105	Junior Public Relations
102	Senior Costume	106	Senior Public Relations
103	Junior Obstacle	107	Junior Pack
104	Senior Obstacle	108	Senior Pack

NORTHERN ILLINOIS 4-H SHOWMANSHIP RULES

Showmanship will be split by Alpaca and Llamas:

- | | |
|------------------------|-----------------------|
| —Jr Alpaca Showmanship | —Jr Llama Showmanship |
| —Sr Alpaca Showmanship | —Sr Llama Showmanship |

- 1. Junior Showmanship will be for youth ages 8 – 12 years old as of September 1, 2025.
Senior Showmanship will be for youth ages 13 – 18 years old as of September 1, 2025.
- 2. All 4-H'ers are eligible for showmanship.
- 3. Pre-registration is required in Fair Entry to receive a premium. Last-minute entries may not receive a premium.
- 4. When an exhibitor wins showmanship, they may continue to compete in future years in the same class.

NORTHERN ILLINOIS 4-H LLAMA/ALPACA AWARDS

- Grand Champion Obstacle
- Grand Champion Public Relations
- Grand Champion Pack
- Champion Alpaca Junior Showmanship
- Champion Alpaca Senior Showmanship
- Champion Llama Junior Showmanship
- Champion Llama Senior Showmanship

The Department of Agriculture shall use its best efforts to secure sufficient appropriations to fund premiums. In any year for which the General Assembly of the State of Illinois fails to make an appropriation sufficient to pay such premiums, premiums amounts may not be accurately reflected in this Premium Book.

POULTRY

Poultry Judged: Saturday, August 1, 2026, 3:30 p.m.

Check-in time is 2:30 to 3:00 p.m.

Poultry Superintendents: Dale & Cheri Sanderson

Show in Swine Arena – using both arenas

Decisions made by the superintendents will be final.

POULTRY RULES

Illinois Health Requirements for Poultry:

1. All entries (except waterfowl, i.e., domesticated fowl that normally swim, such as ducks and geese) in a show or exhibition shall have originated from a U.S. Pullorum-Typhoid Clean or equivalent hatchery
2. or flock OR have a negative pullorum-typhoid test within 90 days prior to exhibition. Exhibitor shall
3. show proper information as to name and address of owner or exhibitor, name and address of the
4. authorized testing agent, date of the testing and the number, breed, and species of those tested.
5. Prior to being used to transport poultry to a show, all crates, boxes, containers and vehicles
6. shall be thoroughly cleaned and disinfected.
7. Any poultry vaccinations must be performed at least 4 weeks prior to delivery to the show.
8. Upon admission to a show, all entries shall be examined by the State Veterinarian or their
9. designee or qualified state personnel who shall also receive and examine all certificates necessary
10. for admission of birds to a show. Birds not in show condition will be removed from exhibition and
11. must be removed from the Fairgrounds.
12. Any fowl showing signs of illness during the Fair will be removed from the Fairgrounds.
13. All out-of-state turkeys must originate from flocks that are officially classified as U.S.
14. Mycoplasma Gallisepticum Clean in accordance with the provisions of the National Poultry
15. Improvement Plan or be negative to a test for Mycoplasma gallisepticum within 30 days prior to entry.
- 16.

For the DeKalb County 4-H Fair, ALL poultry (except for waterfowl) are REQUIRED to be tested within 90 days prior to the fair.

1. Appropriate attire is expected at the show table and in the sale ring. Safety should be considered – long sleeves are recommended.
2. **Due to the possibility of poultry overheating, exhibitors are to bring water dishes so their animals will have water available at all times.**
3. Poultry exhibits should be in the 4-H'ers possession as of **June 1** of the current year.
4. Exhibitors may enter a maximum of **9 birds and in 12 poultry classes**. Individual poultry may be shown in the pen classes. The meat pen counts for 3 birds so you may only show an additional 6 birds.
5. Poultry will be checked in between 2:30 p.m. and 3:00 p.m. on Saturday, August 1.

6. A pen of 3 consists of one male and 2 females of the same breed. In the Egg Production class, a pen consists of 3 hens of the same standard breed.
7. Both the Champion and Reserve Champion meat pen exhibits at the fair, and the Grand Champion Poultry of Show and the Reserve Grand Champion of Show will be eligible for the Blue Ribbon Livestock Auction, and they will retain ownership. Photos of these Champion animals will be taken immediately following the poultry show in the back of the swine annex barn.
8. Exhibits will ONLY be released after the COMPLETION of poultry judging. All pens are to be stacked neatly in the dirty cage pile before leaving for home.
9. 4-H Premiums paid will be using an X factor. Premium values will be:
Blue: 5X, Red: 4X, and White: 3X
10. All entries will be FINAL on June 8 and individuals may not make substitutions or changes after this date.
11. All poultry exhibits will be judged according to the American Poultry Standard of Perfection. A copy of this book is at the Extension office for you to use as a reference.
12. **4-H members are limited to receive one premium per class exhibited in premium eligible projects.**
Example: If a 4-H'er has 2 birds they exhibit in class 204 English Class - Pullet, the 4-H'er will only receive one premium for that class. This rule was established by the Agriculture Premium Fund.
13. 4-H'ers uncertain of what class they should enter in should contact Superintendent Dale Sanderson at 815-751-6408
14. To control diseases such as avian influenza it is recommended that you isolate show birds for at least 2-4 weeks after returning from a fair so you can look for signs of the disease.

The Department of Agriculture shall use its best efforts to secure sufficient appropriations to fund premiums. In any year for which the General Assembly of the State of Illinois fails to make an appropriation sufficient to pay such premiums, premiums amounts may not be accurately reflected in this Premium Book.

4-H POULTRY CLASSES

DUCKS & GEESE

Standards of perfections will determine how these birds fit into heavy, medium and light

Ducks

Heavy Breed Class include: Pekin, Aylesbury, Rouen, Muscovy, Crossbred, All Other Heavy Breed Varieties

164 Heavy Duck: Hen

165 Heavy Duck: Drake

Medium Breed Class include: Cayuga, Crested, Swedish, Buff, Crossbred, All Other Medium Breed Varieties

166 Medium Duck: Hen

167 Medium Duck: Drake

Light Breed Class include: Mallard, Runner, Campbell, Magpie, Crossbred, All Other Light Breed Varieties

168 Light Duck: Hen

169 Light Duck: Drake

Bantam Call Class include: All Call Varieties, East Indie, Crossbred, All Other Call Breed Varieties

170 Call Duck: Hen

171 Call Duck: Drake

Pen of Three Ducks: Must be 2 hens and 1 drake and can be from Bantam, Light, Medium or Heavy Ducks of any breed. A Pen needs be all Bantam, Lights, Medium or Heavy Ducks.

172 Pen of 3 Ducks

Champion and Reserve Champion Ducks Determined - All first place winners in each division will compete and second place winners should be on stand-by.

Geese

Classes include: All Breeds

173 Goose: Hen

174 Goose: Gander

175 Pen of 3 Geese: Must be 2 hens and 1 gander.

Champions for Geese Determined

Pheasant

Classes include: All Breeds

176 Pheasant: Hen

177 Pheasant: Cock

178 Pen of 3 Pheasants: Must be 2 hens and 1 cock

Champion Pheasant Determined

Turkey

Classes include: All Breeds

179 Turkey: Hen

180 Turkey: Tom

181 Pen of 3 Turkeys: Must consists of 2 hens and 1 tom

Champion Turkeys Determined

Quail

Classes include: All Breeds

182 Quail: Hen

183 Quail: Cock

184 Pen of 3 Quail: Must consists of 2 hens and 1 tom

Champion Quails Determined

Grand Champion All Other Poultry will be Determined

185 Market Pen: (*Pen of 3 poultry eligible for auction if Grand Champion or Reserve Grand Champion in this class only.*) This pen should consist of 3 meat quality birds all of the same sex and breed. **The poultry in the Market Pen CANNOT be shown individually in a single classes.** *Please note: your goal should be to have birds weighing between 5-8lbs.*

Champion Market Pen Determined

STANDARDS (Large Birds)

American Class includes: Plymouth Rocks, Dominiques, Wyandottes, Javas, Rhode Island Reds, Rhode Islands

Whites, Buckeyes, Chanteclers, Jersey Giants, Lamonas, New Hampshires, Hollands, Delawares

- 186 **American Class:** Cock hatched before Jan. 1, present year
- 187 **American Class:** Hen hatched before Jan. 1, present year
- 188 **American Class:** Cockerel bird hatched after Jan. 1, present year
- 189 **American Class:** Pullet hatched after Jan. 1, present year
- 190 **American Class:** Pen of three hatched after Jan. 1, present year

Mediterranean includes: Leghorns, Minorcas, Spanish, Andalusians, Anconas, Sicilian Buttercups, Catalanas

- 191 **Mediterranean Class:** Cock hatched before Jan. 1, present year
- 192 **Mediterranean Class:** Hen hatched before Jan. 1, present year
- 193 **Mediterranean Class:** Cockerel bird hatched after Jan. 1, present year
- 194 **Mediterranean Class:** Pullet hatched after Jan. 1, present year
- 195 **Mediterranean Class:** Pen of three hatched after Jan. 1, present year

Asiatic includes: Brahmas, Cochins, Langshans

- 196 **Asiatic Class:** Cock hatched before Jan. 1, present year
- 197 **Asiatic Class:** Hen hatched before Jan. 1, present year
- 198 **Asiatic Class:** Cockerel bird hatched after Jan. 1, present year
- 199 **Asiatic Class:** Pullet hatched after Jan. 1, present year
- 200 **Asiatic Class:** Pen of three hatched after Jan. 1, present year

English includes: Dorkings, RedCaps, Cornish, Orpingtons, Sussex, Australorps

- 201 **English Class:** Cock hatched before Jan. 1, present year
- 202 **English Class:** Hen hatched before Jan. 1, present year
- 203 **English Class:** Cockerel bird hatched after Jan. 1, present year
- 204 **English Class:** Pullet hatched after Jan. 1, present year
- 205 **English Class:** Pen of three hatched after Jan. 1, present year

Continental includes: Hamburgs, Campines, Lakenvelders, Barnevelders, Welsummers, Polish: Bearded – Non-Bearded, Houdans, Faverolles, Crevecoeurs, La Fleche

- 206 **Continental:** Cock hatched before Jan. 1, present year
- 207 **Continental:** Hen hatched before Jan. 1, present year
- 208 **Continental:** Cockerel bird hatched after Jan. 1, present year
- 209 **Continental:** Pullet hatched after Jan. 1, present year
- 210 **Continental:** Pen of three hatched after Jan. 1, present year

Standard All Other Variety Not Listed (including Ameraucana)

- 211 **Standard Any other variety not listed:** Cock hatched before Jan. 1, present year
- 212 **Standard Any other variety not listed:** Hen hatched before Jan. 1, present year
- 213 **Standard Any other variety not listed:** Cockerel bird hatched after Jan. 1, present year
- 214 **Standard Any other variety not listed:** Pullet hatched after Jan. 1, present year
- 215 **Standard Any other variety not listed:** Pen of three hatched after Jan. 1, present year

Standard Crossbreds

- 216 **Standard Crossbreds:** Cock hatched before Jan. 1, present year
- 217 **Standard Crossbreds:** Hen hatched before Jan. 1, present year
- 218 **Standard Crossbreds:** Cockerel bird hatched after Jan. 1, present year
- 219 **Standard Crossbreds:** Pullet hatched after Jan. 1, present year
- 220 **Standard Crossbreds:** Pen of three hatched after Jan. 1, present year

Champions for Standards Determined

BANTAMS (Small Birds)

Rose Comb Clean Legged Bantams include: Anconas, Belgian Bearded d'Anvers, Dorkings, Dominiques, Hamburgs, Leghorns, Minorcas, Red Caps, Rhode Islands, Rosecombs, Sebrights, Wyandotts

- 221 **Rose Comb – Clean Legged:** Cock hatched before Jan. 1, present year
- 222 **Rose Comb – Clean Legged:** Hen hatched before Jan. 1, present year
- 223 **Rose Comb – Clean Legged:** Cockerel bird hatched after Jan. 1, present year
- 224 **Rose Comb – Clean Legged:** Pullet hatched after Jan. 1, present year
- 225 **Rose Comb – Clean Legged:** Pen of three hatched after Jan. 1, present year

Single Comb Clean Legged Bantams include: Anconas, Andalusians, Australorps, Catalanas, Campines, Delawares, Dorkings Dutch, Frizzies, Hollands, Japanese, Javas, Jersey Giants, Lakenvelders, Lamonas, Leghorns, Minorcas, Naked Necks, New Hampshires, Orpingtons, Phoenix, Plymouth Rocks, Rhode Island Reds, Spanish, Sussex

- 226 **Single Comb – Clean Legged:** Cock hatched before Jan. 1, present year
- 227 **Single Comb – Clean Legged:** Hen hatched before Jan. 1, present year
- 228 **Single Comb – Clean Legged:** Cockerel bird hatched after Jan. 1, present year
- 229 **Single Comb – Clean Legged:** Pullet hatched after Jan. 1, present year
- 230 **Single Comb – Clean Legged:** Pen of three hatched after Jan. 1, present year

Feather Legged Bantams include: Booted, Brahmas, Cochins, Faverolles, Frizzles, Langshans, Silkies, Sultans

- 231 **Feather Legged:** Cock hatched before Jan. 1, present year
- 232 **Feather Legged:** Hen hatched before Jan. 1, present year
- 233 **Feather Legged:** Cockerel bird hatched after Jan. 1, present year
- 234 **Feather Legged:** Pullet hatched after Jan. 1, present year
- 235 **Feather Legged:** Pen of three hatched after Jan. 1, present year

Game Bantams include: Modern, Old English

- 236 **Game:** Cock hatched before Jan. 1, present year
- 237 **Game:** Hen hatched before Jan. 1, present year
- 238 **Game:** Cockerel bird hatched after Jan. 1, present year
- 239 **Game:** Pullet hatched after Jan. 1, present year
- 240 **Game:** Pen of three hatched after Jan. 1, present year

Bantam All Other Variety Not Listed (including Ameraucana)

- 241 **Bantam Any other variety not listed:** Cock hatched before Jan. 1, present year
- 242 **Bantam Any other variety not listed:** Hen hatched before Jan. 1, present year
- 243 **Bantam Any other variety not listed:** Cockerel bird hatched after Jan. 1, present year
- 244 **Bantam Any other variety not listed:** Pullet hatched after Jan. 1, present year
- 245 **Bantam Any other variety not listed:** Pen of three hatched after Jan. 1, present year

Bantam Crossbreds

- 246 **Crossbred Bantams:** Cock hatched before Jan. 1, present year
- 247 **Crossbred Bantams:** Hen hatched before Jan. 1, present year
- 248 **Crossbred Bantams:** Cockerel bird hatched after Jan. 1, present year
- 249 **Crossbred Bantams:** Pullet hatched after Jan. 1, present year
- 250 **Crossbred Bantams:** Pen of three hatched after Jan. 1, present year

Champions for Bantams Determined

- 251 Egg Production:** Pen of three birds hatched before Jan. 1, present year (consists of 3 hens of the same standard breed and 1 dozen eggs)

Champion Egg Production Determined

Grand Champion Poultry of Show Determined

Youth must also register for showmanship classes in the Poultry Department. Showmanship will be observed throughout the day of judging. 4-H'ers registered to exhibit for this class will be given a different color of name tag so that the judge is aware of their enrollment in showmanship.

- 252** Poultry Junior Showmanship –11 and under
253 Poultry Intermediation Showmanship – 12 -14 years
254 Poultry Senior Showmanship – 15 and over

For details on showmanship see page 31 of the 4-H poultry manual "Scratching the Surface."

POULTRY CHAMPIONS

4-H

Champion Duck	Rosette
Reserve Champion Duck	Rosette
Champion Goose	Rosette
Reserve Champion Goose	Rosette
Champion Pheasant	Rosette
Reserve Champion Pheasant	Rosette
Champion Turkey	Rosette
Reserve Champion Turkey	Rosette
Champion Quail	Rosette
Reserve Champion Quail	Rosette
Grand Champion All Other Poultry (Ducks, Geese, Pheasant, Turkey & Quail)	Award
Reserve Grand Champion All Other Poultry	Rosette
Grand Champion Meat Pen	Rosette
Reserve Grand Champion Meat Pen	Rosette
Champion Standard Pullet	Rosette
Reserve Champion Standard Pullet	Rosette
Champion Standard Cockerel	Rosette
Reserve Champion Standard Cockerel	Rosette
Champion Standard Hen	Rosette
Reserve Champion Standard Hen	Rosette
Champion Standard Cock	Rosette

Reserve Champion Standard Cock	Rosette
Champion Standard Pen of 3	Rosette
Reserve Champion Standard Pen of 3	Rosette
Grand Champion Standard	Award
Reserve Grand Champion Standard	Rosette
Champion Bantam Pullet	Rosette
Reserve Champion Bantam Pullet	Rosette
Champion Bantam Cockerel	Rosette
Reserve Champion Bantam Cockerel	Rosette
Champion Bantam Hen	Rosette
Reserve Champion Bantam Hen	Rosette
Champion Bantam Cock	Rosette
Reserve Champion Bantam Cock	Rosette
Champion Bantam Pen of 3	Rosette
Reserve Champion Bantam Pen of 3	Rosette
Grand Champion Bantam	Award
Reserve Champion Bantam	Rosette
Champion Egg Production	Rosette
Reserve Champion Egg Production	Rosette
Grand Champ Poultry of Show (from the following Championship classes Standard, Bantam)	Trophy
Res. Grand Champ Poultry of Show	Rosette
Senior Showmanship: 15 years & over	Award
Reserve Senior Showmanship	Rosette
Intermediate Showmanship: 12-14 years	Award
Reserve Intermediate Showmanship	Rosette
Junior Showmanship: 11 years & under	Award
Reserve Junior Showmanship	Rosette

The Department of Agriculture shall use its best efforts to secure sufficient appropriations to fund premiums. In any year for which the General Assembly of the State of Illinois fails to make an appropriation sufficient to pay such premiums, premiums amounts may not be accurately reflected in this Premium Book.

RABBITS

Rabbits Judged: Saturday, August 1, 2026, 10:00 a.m.

Rabbit Superintendent: Kelsey Horst

Show in Sheep Barn

Decisions made by the superintendents will be final.

RABBIT RULES

Illinois Health Requirements for Rabbits

There are no requirements governing the movements of rabbits within or into Illinois.

1. Appropriate attire is expected at the show table and in the sale ring. Safety should be considered – long sleeves are recommended.
2. **Due to the possibility of rabbit and poultry overheating, exhibitors are to bring water dishes/bottles so their animals will have water available at all times.**
3. Exhibitors may enter up to 2 rabbits per class with a maximum of 6 rabbits but should make special note of rule #4.
4. ***4-H members are limited to receive one premium per class exhibited in premium eligible projects. Example: If a 4-H'er has 2 rabbits they exhibit in class 152 Small Breed Sr. Buck, the 4-H'er will only receive one premium for that class. This rule was established by the Agriculture Premium Fund.***
5. Rabbits will be checked in between 9:15 and 9:45 a.m. on Saturday.
6. Rabbits may be shown in 1 of 3 classifications (Large Breed, Small Breed or Pet/Mix Breed.) Large Breed and Small Breed are to be purebred animals.
7. For the Small Rabbit Breeds the classes will be divided by Jr. Rabbits shall be under 6 months of age and Sr. Rabbits shall be 6 months and over.
8. For Large Rabbit Breeds the classes will be divided by Jr. Rabbits under 6 months of age, Intermediate Rabbits 6-8 months of age and Sr. Rabbits over 8 months of age (as of the day of show).
9. Pet class will be judged on the condition of the animal and the owner's knowledge of rabbit care. These animals **will not be** eligible for Grand Champion Rabbit of Show.
10. Rabbits entered in Large and Small Breed and Meat Pen classes must have a tattoo in the left ear prior to check in. Tattoo may be permanent or written with permanent marker. Tattoo number will be recorded at check in.
11. Rabbits entered in the Pet class may need a temporary tattoo (marker) placed in the left ear at check in for identification purposes during the show.
12. Only rabbits entered in the fair will be allowed on the fairgrounds. Rabbits 4-H'ers wish to sell must be exhibited in the 4-H Rabbit Show. No extra rabbits are allowed on fairgrounds.
13. All pens are to be cleaned and stacked neatly before leaving for home. Cleaning up the pens is the responsibility of the exhibitors.
14. Due to the possibility of rabbits overheating, exhibitors are to bring water dishes/bottles so their animals will **have water available at all times.**
15. Exhibits will be released after the completion of rabbit judging.
16. All exhibitors are responsible for carrying their rabbit(s) to and from the judging table. Only exhibitors may place rabbits on the table, no adults or parents.
17. Meat pen shall consist of 3 rabbits of the same breed and color. They must be less than 10 weeks of age

and weigh a minimum of 3 pounds and a maximum of 5 pounds each. They cannot be entered in other classes. Meat pen rabbits should be from stock bred and raised by the exhibitor, and in their possession by June 1, 2026.

18. Exhibits will be released after the completion of rabbit judging. All used pens are to be stacked neatly in the dirty cage pile before leaving for home.
19. Both the meat pen exhibits at the fair, and the Grand Champion Rabbit of Show and the Reserve Grand Champion of Show will be eligible for the Blue Ribbon Livestock Auction, and they will retain ownership.
20. Production Class consists of a doe and two offspring from the same litter. Babies must be at least 8 weeks old and not more than 4 months old. These rabbits should be from stock bred and raised by the exhibitor and in their possession by June 1.
21. 4-H Premiums paid will be using an X factor. Premium values will be:
Blue: 5X, Red: 4X, and White: 3X
22. Rabbits entered in Large and Small Breed classes will be judged according to the ARBA Standard of Perfection.

Small Rabbit Breeds

American Fuzzy	Lop
American Sable	Lionhead
Belgian Hare	Mini Lop
Britannia Petite	Mini Rex
Dutch	Mini Satin
Dwarf Hotot	Netherland Dwarf
English Angora	Polish
English Spot	Rex
French Angora	Rhineland
Florida White	Satin Angora
Harlequin	Silver
Havana	Silver Marten
Himalayan	Standard Chinchilla
Holland Lop	Tan
Jersey Wooly	Thrianta
Lilac	

Large Rabbit Breeds

American	New Zealand
American Chinchilla	Palomino
Beveren	Satin
Blanc de Hoto	Silver Fox
Californian	
Champagne D'Argent	
Checkered Giant	
Cinnamon	
Crème D'Argent	
English Lop	
Flemish Giant	
French Lop	
Giant Angora	
Giant Chinchilla	
Hotot	

Members showing rabbits, for the first time, are required to participate in the Quality Assurance & Ethics training via Zsuite to be eligible to participate in the 4-H Fair.

4-H RABBIT CLASSES

- 150 Pet Class – Buck or Doe** (see rule 10)
- 151 Production Class** (see rule 21)
- 152 Small Breed Sr. Buck** - 6 months and over
- 153 Small Breed Sr. Doe** - 6 months and over
- 154 Small Breed Jr. Buck** – under 6 months of age
- 155 Small Breed Jr. Doe** – under 6 months of age
- 156 Large Breed Sr. Buck** – over 8 months day of show
- 157 Large Breed Sr. Doe** – over 8 months day of show
- 158 Large Breed Intermediate Buck** – 6 to 8 months
- 159 Large Breed Intermediate Doe** – 6 to 8 months

160 Large Breed Jr. Buck – under 6 months of age

161 Large Breed Jr. Doe – under 6 months of age

162 Meat Pen – Grand Champion and Reserve Grand Champion pens may be auctioned. (See rule 18)

Junior Rabbit Showmanship (11 and under)

Intermediate Rabbit Showmanship (12 – 14 years)

Senior Rabbit Showmanship (15 -18 years)

RABBIT CHAMPIONS

4-H

Champion Pet Rabbit	Rosette
Res. Champion Pet Rabbit	Rosette
Champion Large Rabbit	Rosette
Res. Champ Large Rabbit	Rosette
Champion Small Rabbit	Rosette
Res. Champion Small Rabbit	Rosette
Champion Production	Rosette
Grand Champion Meat Pen	Rosette
Reserve Grand Champion Meat Pen	Rosette
Grand Champion Rabbit of Show	Award
Res. Grand Champion Rabbit of Show	Rosette
Senior Showmanship: 15 years & over	Award
Reserve Senior Showmanship	Rosette
Intermediate Showmanship: 12-14 years	Award
Reserve Intermediate Showmanship	Rosette
Junior Showmanship: 11 years & under	Award
Reserve Junior Showmanship	Rosette

The Department of Agriculture shall use its best efforts to secure sufficient appropriations to fund premiums. In any year for which the General Assembly of the State of Illinois fails to make an appropriation sufficient to pay such premiums, premiums amounts may not be accurately reflected in this Premium Book.

SHEEP

Judged Friday, July 31, 2026, 5:00 p.m.

Superintendent: Bill Kuhn Assistant Superintendent: David Vandeburg

Appropriate attire is expected in the show ring and sale ring. Safety should be the issue for the attire. Suggested attire: hard shoes, long pants and a collared shirt. (No shorts, open toed shoes, or hats.)

A 4-H member must be the owner of the animals exhibited at the fair. Professional fitters **will not be allowed** to assist in the 4-H Show. 4-H'ers may be assisted with the fitting of the animal by an immediate family member (mother, father, siblings or legal guardian) or by another 4-H member of DeKalb County.

All youth showing a sheep project are required to be certified in Youth for the Quality Care of Animals during the current year.

Decisions made by the superintendents are final.

Illinois Health Requirements for Sheep:

- Certificate of Veterinary Inspection (CVI) means a legible record, made on an official form from the state of origin, containing an accurate description or identification of the animal including age, sex, breed, health status, and vaccination information. The CVI must be signed, dated, and issued by a licensed and accredited veterinarian in that state.
- Submitted CVIs must be as originally issued by the veterinarian; no CVIs with alterations, edits, or changes, will be accepted. The CVI must show that the animal meets all health requirements for the State of Illinois, CVI must show the name and address of the animal's owner or exhibitor.
- CVI must include the animal's Animal Identification Number.
- If one CVI is used for multiple animals, each animal identification must be made on a separate line.
- Exhibitors are strongly encouraged to obtain electronic CVIs whenever possible; IDOA is moving toward only accepting electronic CVIs. Exhibitors shall make CVIs available to Department of Agriculture and County Fair staff on request. If an official electronic CVI is utilized, the exhibitor should be able to log on and show County Fair staff or Bureau of Animal Health and Welfare Personnel the completed CVI.
- If animals are from tuberculosis accredited, brucellosis certified, pseudorabies qualified, or brucellosis validated herds, the identifying herd number(s) along with the date of the last herd test(s) shall appear on the CVI.
- CVIs for out-of-state livestock shall be void thirty (30) days after issuance.
- CVIs for Illinois-origin livestock shall be void ninety (90) days after issuance.

Identification

- Individual identification of each animal shall be by an ear tattoo or official metal or plastic tag. A microchip ID is acceptable if the owner provides the reader.
- Ear tattoos may be used when a registration certificate, listing the tattoo number, accompanies the animal. If the tattoos are not visible, another form of official identification must be presented.
- When using ear tags, the tag must indicate the premises ID and state of origin. The tag number must be assigned by a state or APHIS representative and recorded in the Scrapie Record Database.

4-H'ers leaving the fairgrounds before the completion of the livestock auction will forfeit auction premiums above floor/market price. All youth and animals are expected and required to remain on the fairgrounds until the completion of the auction.

Market Lambs: All market lambs must be slick shorn (show ring ready) before weigh-in so that show lamb fungus can be identified.

Scrapie: Sheep originating from a flock that has previously been classified as either an infected or source flock can be exhibited in Illinois upon the completion of an approved flock plan.

CVI must include the flock of birth and the flock of origin, if different.

RULES

1. Entries are limited to 8 breeding stock with only two in each breeding age class regardless of breed, and 4 market lambs, for a total of 12 animals. 4-H'ers should however make special note of rule # 2 as this will affect their 4-H premiums.
2. ***4-H members are limited to receive one premium per class/weight class exhibited in premium eligible projects. Example: If a 4-H'er has 2 breeding sheep they exhibit in class 90 Black Face Ewe Lamb, the 4-H'er will only receive one premium for that class. The same would be true for youth that have market lambs that end up in the same weight class. This rule was established by the Agriculture Premium Fund.***
3. All lambs must have been lambled after September 1, past year.
4. Sheep may be purebred or grade.
5. Ownership deadline: Market & Breeding Sheep: owned since May 1, present year.
6. Market lambs weigh-in time will be conducted by the sheep superintendents on Friday, July 31, 2026, from 12:30 p.m. to 3:00 p.m. All records will be completed by the weighing committee and proper entries made according to these initial weight records.
7. All market lambs must be slick shorn 10 days prior to coming to the fair.
8. All sheep must be docked & completely healed prior to coming to show.
9. Ewe lambs shown in breeding class cannot be shown in market classes and vice-versa.
10. All male lambs must be completely castrated and healed prior their entry onto the fairgrounds.
11. When lambs are being judged, they must have all 4 feet on the ground. No excessive lifting of the animals. Slapping will not be tolerated.
12. 4-H Premiums paid will be using an X factor. Premium values will be:
Blue: 7X, Red: 6X, White: 5X
13. 4-H'ers showing only breeding sheep can participate in the auction if they are exhibiting in one of the following classes – 85, 86, 90 or 91. Animals can only be auctioned one time in their 4-H experience.
14. If a 4-H'er has a market lamb in **Class 100** they are only eligible to sell this lamb in the auction.
15. 4-H'ers must retain ownership of their animal. All youth showing a sheep project are required to be certified in Youth for the Quality Care of Animals during the current year.

4-H BREEDING SHEEP CLASSES

- 85 WHITE FACE EWE LAMB** (lambled after Jan. 1, 2026)
- 86 WHITE FACE SENIOR EWE LAMB** (lambled between Sept. 1 to Dec. 31, 2025)
- 87 WHITE FACE YEARLING EWE** (1 year & under 2 years)
- 88 WHITE FACE AGED EWE** (2 years & over)
- 89 WHITE FACE PAIR OF BREEDING LAMBS** (under 1 year)

- 90 BLACK FACE EWE LAMB** (lambled after Jan. 1, 2026)
- 91 BLACK FACE SENIOR EWE LAMB** (lambled between Sept. 1 to Dec. 31, 2025)
- 92 BLACK FACE YEARLING EWE** (1 year & under 2 years)
- 93 BLACK FACE AGED EWE** (2 years and over)
- 94 BLACK FACE PAIR OF BREEDING LAMBS** (under 1 year)

MARKET LAMB CLASS

1. Market lambs may be wethers or ewe lambs. They will be identified & weighed by the superintendent and assistant superintendent from **12:30 to 3:00 p.m. on Friday, July 31, 2026**. All records will be completed by the weigh-in committee & entries properly made. It is highly recommended that market lambs weigh between 110 and 140 pounds.
2. Ewe lambs shown in breeding classes cannot be shown in market classes and vice-versa.
3. **All market lambs should be slick shorn prior to their arrival at the fair to avoid any risk of the highly contagious lamb fungal infection of sheep skin.**
4. All single market lambs enter as class 100. After weigh-ins, lambs will be divided into weight classes as evenly as possible. See Rule #6 as this will affect premiums awarded.
5. All pairs of market lambs enter as class 101. After weigh-ins, lamb pairs will be divided into weight classes as evenly as possible. See Rule #6 as this will affect premiums awarded.
6. 4-H members are limited to receive one premium per weight class exhibited in premium eligible projects. Example: If a 4-H'er has four market lambs and two of them end up in the same weight class, the 4-H'er will only receive one premium for that weight class. This rule was established by the Agriculture Premium Fund.
7. All male market lambs must be completely castrated and healed prior to their entry on the fairgrounds.
8. Exhibitor may enter a maximum of 4 single market lambs, and a maximum of 2 pairs of market lambs.
9. 4-H Premiums paid will be using an X factor. Premium values will be:
Blue: 7X Red: 6X White: 5X
10. All youth showing a sheep project are required to be certified in Youth for the Quality Care of Animals during the current year.

4-H SHEEP MARKET CLASSES

- 100 SINGLE MARKET LAMB** (All Breeds) Market Lamb classes will be further divided into multiple classes by weight.
- 101 ONE PAIR MARKET LAMBS** (All Breeds) Pair of Market Lamb classes will be further divided into multiple classes by weight.

SHEEP SHOWMANSHIP

1. Showmanship Judging will be based on: Appearance of Animal 40%; Appearance of Exhibitor 10%; and Showing Animal in Ring 50%. The showmanship class will take place at the end of the sheep show.
2. There will be three divisions: Junior Division (members 11 years & under as of Sept. 1, 2025); Intermediate Division (members 12-14 years old as of Sept. 1, 2025); Senior Division (members 15 years & older as of Sept. 1, 2025).
3. Participants will always compete in their age-appropriate division, and there is no limit to the number of times they may win their age division.
4. The winner in the senior division is eligible to compete in the Showmanship Sweepstakes, which will be held on Sunday, August 2, 2026, at 10:00 a.m. in the swine arena.
5. Classes are open to all who are interested.
6. An exhibitor entering showmanship competition is required to show his/her own animal fitted by herself/himself.
7. The judge will select a award winner from each age group.

SHEEP SHOWMANSHIP

Senior Showmanship: 15 years & over
Reserve Senior Showmanship
Intermediate Showmanship: 12-14 years
Reserve Intermediate Showmanship

4-H

Award
Rosette
Award
Rosette

Junior Showmanship: 11 years & under
Reserve Junior Showmanship

Award
Rosette

SHEEP CHAMPIONS

Champion White Face Ewe
Reserve Champion White Face Ewe
Champion Black Face Ewe
Reserve Champion Black Face Ewe
Grand Champion Ewe
Reserve Grand Champion Ewe
Grand Champion Market Lamb
Reserve Grand Market Lamb
Grand Champion Pair Market Lambs
Reserve Grand Champion Pair
Champion Jr. Showmanship
Champion Intermediate Showmanship
Champion Sr. Showmanship

4-H

Rosette
Rosette
Rosette
Rosette
Award
Rosette
Award
Rosette
Award
Rosette
Award
Award
Award

SWINE

Judged Saturday, August 1, 2026, 8:00 a.m.
Superintendent: Jeff Marco, Hayden Kuhn, Tina Kuhn

Appropriate attire is expected in the show ring and sale ring. Safety should be the issue for the attire. Suggested attire: hard shoes, long pants and a collared shirt. (No shorts, open toed shoes, or hats.)

A 4-H member must be the owner of the animals exhibited at the fair. Professional fitters **will not be allowed** to assist in the 4-H Show.

4-H'ers may be assisted with the fitting of the animal by an immediate family member (mother, father, siblings or legal guardian) or by another 4-H member of DeKalb County.

All youth showing swine are required to be certified in Youth for the Quality Care of Animals during the current year.

Decisions made by the superintendents will be final.

Illinois Health Requirements for Swine:

- Certificate of Veterinary Inspection (CVI) means a legible record, made on an official form from the state of origin, containing an accurate description or identification of the animal including age, sex, breed, health status, and vaccination information. The CVI must be signed, dated, and issued by a licensed and accredited veterinarian in that state.
- Submitted CVIs must be as originally issued by the veterinarian; no CVIs with alterations, edits, or changes, will be accepted. The CVI must show that the animal meets all health requirements for the State of Illinois, CVI must show the name and address of the animal's owner or exhibitor.
- CVI must include the animal's Animal Identification Number.
- If one CVI is used for multiple animals, each animal identification must be made on a separate line.
- Exhibitors are strongly encouraged to obtain electronic CVIs whenever possible; IDOA is moving toward only accepting electronic CVIs. Exhibitors shall make CVIs available to Department of Agriculture and County Fair staff on request. If an official electronic CVI is utilized, the exhibitor should be able to log on and show County Fair staff or Bureau of Animal Health and Welfare Personnel the completed CVI.
- If animals are from tuberculosis accredited, brucellosis certified, pseudorabies qualified, or brucellosis validated herds, the identifying herd number(s) along with the date of the last herd test(s) shall appear on the CVI.
- CVIs for out-of-state livestock shall be void thirty (30) days after issuance.
- CVIs for Illinois-origin livestock shall be void ninety (90) days after issuance.

Individual identification of each animal shall be by a USDA official animal identification number ear tag, ("840"tag). The tag must be able to be read both visually and electronically.

Brucellosis and Pseudorabies testing is not required for Illinois swine.

4-H'ers leaving the fairgrounds before the completion of the livestock auction will forfeit auction premiums above floor/market price. All youth and animals are expected and required to remain on the fairgrounds until the completion of the auction.

RULES

1. Entries are limited to 4 market hogs (any combination of sexes; however, pen of two animals must be of the same sex.) Entries are limited to 1 pen of two hogs.
2. Only swine officially nominated by **June 1** to the Extension office are eligible to be shown in the swine show. Nominations are limited to 15 swine per youth. Cross nominations within immediate families (ie brothers and/or sisters) will be permitted. For example, siblings may nominate the same animals on their nomination forms.
3. It is highly recommended that animals weigh **at least 240 pounds**.
4. All pigs exhibited must be farrowed on or after January 1, present year. March farrowed swine are quite small & lack finish, consequently, will rate low in the show.
5. Weight classes will be determined on Friday, July 31, 2026. For single market hog classes, 4-H members should register each hog they are planning to show in this class category. For example, if you have 4 hogs you would record class 116 single market hog 4 times on your entry form. In pen of two classes individuals may show either 2 gilts, or 2 barrows but may not show a combination of a barrow and a gilt. Exhibitors should enter each swine and entry under the appropriate premium numbers.
6. Swine Superintendents and Assistants will be at the swine barns between 8:00 – 11:00 a.m. on Friday, July 31 as 4-H'ers unload their animals. **All animals must be present and penned by 11:00 a.m. for weigh-ins beginning at noon.**
7. All hogs will be penned in the swine barn. **No hogs will be in the annex barn.**
8. Barrows and gilts will be weighed in starting at 12:00 noon by a committee. All swine need to be in the barns and penned prior to weigh-ins. No animals will be weighed from trucks/trailers. Barrows and gilts will be identified & entered into weight divisions, according to the results of this weighing. This year purebred classes will be offered in the swine show. Classes will be determined after weigh-ins on Friday, July 31. All questions arising as to weights will be referred to the initial weight record.
9. Purebred classes will not be divided by weights, unless there is a large number of hogs in a single breed. Purebred classes will only be shown in the single market hog classes.
10. Registration papers must be presented at weigh-in and must be in the 4-H exhibitor's name.
11. All pens will be determined by the combined weight of hogs.
12. All swine must be in possession of the 4-H'er by June 1, present year.
13. No show oils should be used on swine.
14. All youth showing swine are required to be certified in Youth for the Quality Care for Animals during the current year and have Premise ID number.
15. **Parents and supporters of our youth showing swine are asked to stay out of the show arena, unless they are working in the arena for the entire day of the show. Parents are also asked to avoid blocking doorways and isles next to the entrance of the arena during the show.**
16. 4-H Premiums paid will be using an X factor. Premium values will be:
Blue: 7X, Red: 6X, and White: 5X
17. ***4-H members are limited to receive one premium per weight class exhibited in premium eligible projects. Example: If a 4-H'er has three market hogs and two of them end up in the same weight class, the 4-H'er will only receive one premium for that weight class. This rule was established by the Agriculture Premium Fund.***
18. For the DeKalb County 4-H show in addition to the 840 tags, swine must have ear notches.

SWINE AUCTION RULES

- A. All swine need to be in the barns and **penned by 11:00 a.m. on Friday, prior to weigh-ins** beginning at 12:00 noon. Swine Superintendents and Assistants will be at the swine barns between 8:00 – 11:00 a.m. No animals will be weighed from trucks/trailers. If you can't make it by 11:00 call Jeff Marco at (815) 751-1020 or Hayden Kuhn at 815-315-7866.
- B. All youth showing swine are required to be certified in Youth for the Quality Care of Animals (YQCA) during the current year.

- C. A Certificate of Veterinary Inspection is required on all swine exhibits. Please make note that for Illinois pseudorabies testing is not required

4-H MARKET HOG CLASSES

****For 2026 showmanship will start the swine show.**

116 MARKET HOG (list this number 4 times on your entry form if you have 4 market hogs)

Market Hog classes will be further divided into multiple weight classes.

120 PEN OF TWO MARKET HOGS (must be two hogs of the same sex)

Pen of Two Market Hog classes will be further divided into multiple weight classes.

(Classes 116 and 120 will be further divided by gilts and barrows and by breeds. Each class division will start with gilts first and then barrows.)

Champions for each weight division (light, medium and heavy crossbreds) will be selected in the Market Hog Classes and the Pen of Two Market Hog Classes. Purebred classes will only be offered in the single market hog classes, and they will not be divided by weights unless there is a large number of hogs in a single breed. Purebred breed class winners will compete against the champion crossbred for the Grand Champion Market Barrow and Grand Champion Market Gilt.

100 BORN & RAISED IN DEKALB COUNTY (*PENDING)

The DeKalb Area Pork Producers is sponsoring a class for locally bred and raised swine. To be eligible for this class, hogs must be locally raised by a member of the DeKalb Area Pork Producers. Swine also must be nominated by the person who bred and farrowed the animal. Each 4-H member is only allowed 1 nomination. Nomination forms will be available at weigh-in on Friday night of the fair. These forms must be filled-out with a nomination fee of \$10 per animal, to be paid by the breeder of the animal. Premiums will be prorated according to the number of participants in each class. The Pork Producers will supervise this class and will provide the recognition of the top individuals.

SWINE SHOWMANSHIP

1. Showmanship Judging will be based on: Appearance of Animal 40%; Appearance of Exhibitor 10%; and Showing Animal in Ring 50%. The showmanship class will take place at the end of the swine show.
2. There will be three divisions: Junior Division (members 11 years & under as of Sept. 1, 2025); Intermediate Division (members 12-14 years old as of Sept. 1, 2025); Senior Division (members 15 years & older as of Sept. 1, 2025).
3. Participants will always compete in their age-appropriate division, and there is no limit to the number of times they may win their age division.
4. The winner in the senior division is eligible to compete in the Showmanship Sweepstakes, which will be held on Sunday, August 2, 2026, at 10:00 a.m. in the swine arena.
5. Classes are open to all who are interested.
6. An exhibitor entering showmanship competition is required to show his/her own animal fitted by himself/herself.
7. The judge will select a top winner from each age group. **4-H premiums will not be paid.**

SWINE SHOWMANSHIP

Senior Showmanship: 15 years & over	Award
Reserve Senior Showmanship	Rosette
Intermediate Showmanship: 12-14 years	Award
Reserve Intermediate Showmanship	Rosette
Junior Showmanship: 11 years & under	Award
Reserve Junior Showmanship	Rosette

SWINE CHAMPIONS

Grand Champion Market Hog Overall	Award
Reserve Grand Champion Market Hog	Rosette
Grand Champion Market Gilt	Award
Reserve Grand Champion Market Gilt	Rosette
Grand Champion Pen of Two Gilts	Award
Reserve Grand Champion Pen of Two Gilts	Rosette
Grand Champion Barrow	Award
Reserve Grand Champion Barrow	Rosette
Grand Champion Pen of Two Barrows	Award
Res. Grand Champ. Pen of 2 Barrows	Rosette

The Grand Champion Market Hog Overall and the Reserve Champion Market Hog Overall will be the first swine sold in the auction.

The Department of Agriculture shall use its best efforts to secure sufficient appropriations to fund premiums. In any year for which the General Assembly of the State of Illinois fails to make an appropriation sufficient to pay such premiums, premiums amount may not be accurately reflected in this Premium Book.

2025 DeKalb County 4-H Blue Ribbon Auction Buyers & Contributors

Buyers

Adkins Milk Hauling
Arndt Seed- DeKalb Asgrow
Baie Farms
Beau & Lynn Byington
Bob Pritchard
Bobbie's DayCare
Brad & Claire Anderson
Campton Construction
CHS, Inc.- Bryan VanBogaert
Coldwell Banker Real Estate Group-
Nathan Gudmunson
Compeer Financial
Condon Construction Company
Conserv FS- Justin Wassmann/ Jake
Thompson
Country Financial- Dave Gingerich
Curran Contracting
Davidson Pargman & Company, LLC
Farmers Insurance- Jennifer Rhoads
Fellows Brothers Mechanical
FNIC Insurance- Craig Johnson
Forest City Insurance- Mike Beaver
Friends of 4-H
Gary and Leslie Fatland
H.A Phillips
Hall Auctions
Happy Hen House- Theresa Hughes
Hartmann Farms, Inc.
Heartland Bank- Landon Faivre
Husshold Farms
Jeff & Jan Poynter
Jim Stoddard
John A. Wykes
Kearns Farms- David Kearns
Kishwaukee Associates Thrivent
Financial
Linda Bridger/ Bridger Farms
Maplehurst Farms
Mark & Jen Peterson
Martin Goodrich & Waddell, Inc.
Matt O'Donnell
Matt Trzynka
Miller Pipeline
Northern IL Seed & Services- Ryan
Shelby
O'Donnell Excavating & Trucking
O'Donnell Farms
Old Second Bank- Dave Ott
Overby Trucking & Grain- Butch
Overby
Palmer Logistics
Paulsen Crop Solutions
Pete & Ellie Peterson Family
Memorial

Pleasant Hill Show Goats
Poynter Stock Farm- Kara & Jared
Poynter
R&R Transport
Remax Classic
Resource Bank- Don Banks
Riley Oncken
Ron & Julie Ness
Shady Lawn Farms- John & Kurt
Hohenberger
Wehrli Custom Fabrication
WG AG Services- Wade & Grant
Whiskey Acres- Jamie Walter

Friends of 4-H

Gold Level - \$1,000 and Up

Pipestone
Zenz Building Inc

Silver Level- \$500 - \$999

Brad & Cindy Busch
Boehne Farms of Shabbona LLC &
Boehne Farms Trucking LLC
Carsyn Cartage Co
Hartman Farms
Helena Gri Enterprises LLC
Midwestern Concrete & Construction
Wesemann Enterprises Inc
A & P Grain Systems

Bronze Level- \$250 - \$499

AHW John Deere
Central Commodities Ltd
CST Industries
Exterior 1 LLC, Gengler Construction
Heide Farms
Jim & Amy Kuhn
Kurt Sanderson
Leland Farmers Company
Malta Veterinary Hospital
Paul & Linda Kuhn Farms
Red Oak Pork LLC
Swanson Real Estate
Waterman Bank

Sponsors Level - \$100 - \$249

Advanced Family Eyecare Center
Ag Tech Services, Inc
Art & Tina Kuhn
Barry & Diane Smith
Bob Kyler Excavating LLC
Brown Law Group
Dan & Johnna Jennings
DeKalb Implement
Edward & Juli Cowan

Eric Wackerlin
Farm & Fleet
First National Bank of Omaha
H.I. Stone & Sons, Inc
Jeff Keicher
John & Margo Gudmunson
Kathy & David Ruud
Kingston Mutual Insurance Co
Larson Farms Partnership
Linda Schielke
Mary Lou Miller
Midland States Bank - Sandwich
Mullins Grain Co
Old Second National Bank
Otto P Heisner
Paislee Pop Designs
Ronald G Klein
Thompson Building Company
Village Courtyard Restaurant
Wassmann Enterprises
WM C Reiser Trucking (Bill & Betty)
Jim Jones

Contributors Level - \$20 - \$99

Paul W. Noll
Wagner Excavating LLC
Sharlyn & Jeff Larson

Special Thanks

Auctioneers
Andrew & Steve Almburg
Josh Hickley
Mike Espe
Chris Wegener

Auction Committee

Resource Bank
Andy Wold
Bill Kuhn
Dale Sanderson
Dan Cribben
Hayden, Art & Tina Kun
Jaylene & Dan Jennings
Jeff Marco
Kailyn & Dalton Carr
Katie Arndt
Mary Hanson
Matt Rhoads
Sam Schneider
Scott Botterman
University of Illinois Extension

2025 DeKalb County 4-H Award Sponsors

A Friend of 4-H
Allen and Diane Bark
Barr Farms Columbias Julie and Chuck Barr
Bill Fewell Memorial Award
Bob and Mary Pritchard
Dale and Cherie Sanderson
DeKalb Choreboys & Choregirls 4-H Club
DeKalb County 4-H Foundation
DeKalb County Soil and Water Conservation District
Gene & Bonnie Ruder
Georgia Grace Genetics
H Marie Photography - Haley Marie
Harrold Family/Rock Creek Boars
HMC Exterior Solutions
In Memory of Sue Manlove
In memory of Bill Susina
In memory of Christopher Heisner
In memory of Dale Rogers
In Memory of George Biggar
In memory of Mary Rogers
Julie and Chuck Barr
KW Contracting
Maplehurst Farms, Inc.
Matt Harvell Construction
Peak Performance Roofing & Remodeling
Shabbona Pioneers 4-H Club
Sycamore Orthodontics and Pediatric Dentistry
The Gommel Family
The Govig Family
The Koeppen Family
The Peterson Family
The Petree Family
Willrett Natural Farm

Map of Sandwich Fairgrounds

MAP OF FAIRGROUNDS FOR 4-H FAIR

