

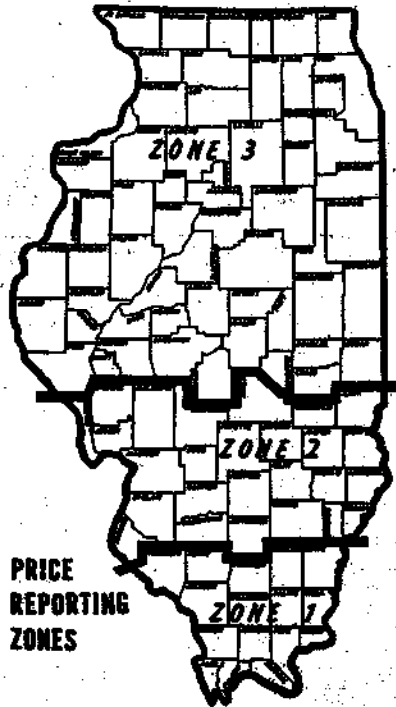
ILLINOIS TIMBER PRICES

ILLINOIS COOPERATIVE CROP REPORTING SERVICE

and

ILLINOIS DIVISION OF FORESTRY

MAY 1978 - AUGUST 1978



PRICE REPORTING ZONES

December 15, 1978

PRICES PAID ILLINOIS TIMBER PRODUCERS MAY 1978 THROUGH AUGUST 1978

Summer sawtimber prices paid Illinois timber growers were generally higher than prices paid a year earlier. Face veneer prices on white oak were considerably higher. Volume of 1978 operations shifted somewhat toward larger operators.

Illinois is divided into three price-reporting zones, based on timber resources, similarity, utilization standards and practices and soil types. Zone 1 is the Southern Unit, Zone 2 the Claypan Unit and Zone 3 the Prairie Unit. Ranges of prices for each zone are shown on the back of this report.

This report is prepared by the Illinois Cooperative Crop Reporting Service with the assistance of the Illinois Division of Forestry. The cooperation of the licensed timber buyers who participated in the survey is gratefully appreciated.

This report can be used only as a guide for determining the market value of timber. General market and economic conditions are the major price-determining factors. Certain local considerations such as accessibility, site and terrain, distance to market, size of sale, and tree size and quality also affect the price received. For technical, marketing or management assistance, contact your local State Forester, the Division of Forestry, Illinois Department of Conservation, State Office Building, Springfield, Illinois 62706.

AVERAGE SAWTIMBER PRICES IN \$ PER M BD. FT., STUMPAGE AND F. O. B., SELECTED PERIODS

| SPECIES | May 1977-August 1977 | | November 1977-February 1978 | | May 1978-August 1978 | |
|--------------------------------|----------------------|----------|-----------------------------|----------|----------------------|----------|
| | Stumpage | F. O. B. | Stumpage | F. O. B. | Stumpage | F. O. B. |
| Ash | 76 | 135 | 76 | 128 | 84 | 175 |
| Basswood | 46 | 99 | 38 | 92 | 46 | 105 |
| Beech | 38 | 90 | 36 | 84 | 42 | 100 |
| Cottonwood | 31 | 82 | 32 | 87 | 36 | 100 |
| Sweet Gum | 36 | 84 | 37 | 87 | 37 | 99 |
| Elm & Hackberry | 34 | 82 | 34 | 87 | 39 | 102 |
| Hickory | 34 | 82 | 38 | 90 | 42 | 100 |
| Soft Maple | 41 | 100 | 40 | 102 | 50 | 119 |
| Sugar Maple | 51 | 93 | 44 | 94 | 48 | 106 |
| Black Oak | 40 | 83 | 39 | 83 | 43 | 102 |
| Pin Oak | 35 | 83 | 34 | 87 | 39 | 98 |
| Red Oak | 47 | 99 | 43 | 96 | 47 | 112 |
| White Oak | 66 | 105 | 67 | 102 | 71 | 142 |
| Yellow Poplar | 51 | 95 | 49 | 89 | 56 | 123 |
| Sycamore | 33 | 83 | 28 | 88 | 33 | 102 |
| Black Walnut | 206 | 390 | 206 | 416 | 225 | 402 |
| Woods Run Bottomland | 34 | 83 | 36 | 88 | 41 | 105 |
| Woods Run Upland | 39 | 97 | 40 | 92 | 43 | 100 |

FACE VENEER PRICES \$/M BD., FT.

| | May 1977-August 1977 | November 1977-February 1978 | May 1978-August 1978 |
|---------------------|----------------------|-----------------------------|----------------------|
| White Oak | 485 | 780 | 843 |
| Walnut | 980 | 1,500 | 1,508 |
| Red Oak | 105 | 290 | 306 |

UNPEELED PULPWOOD PRICES, SELECTED PERIODS

| | May 1977-August 1977 | | November 1977-February 1978 | | May 1978-August 1978 | |
|---------------|----------------------|----------|-----------------------------|----------|----------------------|----------|
| | Stumpage | F. O. B. | Stumpage | F. O. B. | Stumpage | F. O. B. |
| Ton | 1.10 | 9.80 | .88 | 9.55 | .95 | 9.67 |

COOPERAGE (WHITE OAK) PRICES, SELECTED PERIODS

| | \$/M bd. ft. | \$/Stave bolt ft. | Stumpage | F. O. B. | Stumpage | F. O. B. |
|---------------------|--------------|-------------------|----------|----------|----------|----------|
| White Oak | 105 | 1.95 | 101 | -- | 112 | 216 |

MOST COMMONLY REPORTED PRICES PAID ILLINOIS TIMBER PRODUCERS, MAY - AUGUST 1978

| PRODUCT | UNIT | Zone 1 | | Zone 2 | | Zone 3 | |
|-----------------------|-----------|----------|-------------|----------|-------------|-------------|-------------|
| | | Stumpage | F.O.B. Mill | Stumpage | F.O.B. Mill | Stumpage | F.O.B. Mill |
| Dollars | | | | | | | |
| 1. <u>Sawtimber</u> | | | | | | | |
| Ash | M bd. ft. | 50 - 150 | 100-200 | 50 - 150 | 120-250 | 60 - 100 | 100-200 |
| Basswood | M bd. ft. | 30 - 50 | 100-110 | 30 - 60 | 100-110 | 30 - 60 | 110 |
| Beech | M bd. ft. | 30 - 50 | -- | 40 | -- | 40 - 50 | 100 |
| Cottonwood | M bd. ft. | 20 - 60 | 80 - 120 | 20 - 60 | 90 - 120 | 20 - 50 | 90 - 110 |
| Sweet Gum | M bd. ft. | 32 - 50 | 80 - 120 | 30 - 50 | 90 - 120 | 30 | -- |
| Elm & Hackberry | M bd. ft. | 28 - 60 | 80 - 105 | 25 - 60 | 90 - 120 | 25 - 60 | 105-120 |
| Hickory | M bd. ft. | 25 - 60 | 80 - 110 | 25 - 60 | 90 - 120 | 25 - 60 | 105-120 |
| Soft Maple | M bd. ft. | 32 - 75 | 80 - 150 | 30 - 80 | 90 - 150 | 40 - 80 | 120-140 |
| Sugar Maple | M bd. ft. | 40 - 60 | 100-120 | 35 - 60 | 90 - 120 | 40 - 60 | 120 |
| Black Oak | M bd. ft. | 32 - 60 | 80 - 120 | 30 - 55 | 90 - 100 | 40 - 60 | 100-125 |
| Pin Oak | M bd. ft. | 30 - 50 | 80 - 100 | 30 - 60 | 90 - 120 | 30 - 60 | 100 |
| Red Oak | M bd. ft. | 30 - 65 | 100-130 | 30 - 80 | 90 - 120 | 30 - 75 | 120-140 |
| White Oak | M bd. ft. | 40 - 100 | 120-200 | 40 - 100 | 80 - 200 | 40 - 150 | 150-200 |
| Yellow Poplar | M bd. ft. | 40 - 90 | 100-120 | 35 - 80 | 150 | 80 | -- |
| Sycamore | M bd. ft. | 20 - 40 | 80 - 100 | 20 - 40 | 90 - 120 | 20 - 40 | 100-110 |
| Black Walnut | M bd. ft. | 200-250 | 350-400 | 200-300 | 300-500 | 150-300 | 350-550 |
| Woods Run Bottomland | M bd. ft. | 25 - 60 | 80 - 110 | 25 - 60 | 90 - 145 | 25 - 50 | 105-135 |
| Woods Run Upland | M bd. ft. | 32 - 80 | 80 - 120 | 25 - 80 | 90 - 120 | 35 - 80 | 80 - 115 |
| STATEWIDE | | | | | | | |
| | | Stumpage | | F.O.B. | | | |
| 2. <u>Face Veneer</u> | | | | | | | |
| Walnut | M bd. ft. | | 600-800 | | | 1,500-2,530 | |
| White Oak | M bd. ft. | | 400-800 | | | 800-1,200 | |
| Red Oak | M bd. ft. | | | | | -- | |
| 3. <u>Pulpwood</u> | | | | | | | |
| Unpeeled | Ton | | .75-1.00 | | | 8.00-11.00 | |
| 4. <u>Cooperage</u> | | | | | | | |
| White Oak | M bd. ft. | | 100-150 | | | 200-250 | |

| LOG SCALES USED BY REPORTING BUYERS | | |
|-------------------------------------|-------------------|--------------------------------|
| Scale | Percent Using | |
| Doyle | 95 | |
| Scribner | 5 | |
| International | | |
| CUSTOM SAWING BY THOSE REPORTING | | |
| Region | Percent Reporting | Rates Reported \$/M bd. ft. |
| Zone 1 | 25 | 50 - 100 |
| Zone 2 | 33 | 50 - 100 |
| Zone 3 | 20 | 100 |
| ILLINOIS | 31 | 50 - 100 |

| VOLUME OF 1978 OPERATIONS | | | | | |
|---------------------------|--------|--------|--------|-----|---|
| Size in (000) bd. ft. | Zone 1 | Zone 2 | Zone 3 | All | |
| | % | % | % | % | % |
| 1 - 100 | 20 | 23 | 22 | 25 | |
| 100 - 500 | 48 | 29 | 36 | 29 | |
| 500 - 1000 | 20 | 13 | | 13 | |
| 1000-3000 | 7 | 23 | 21 | 21 | |
| 3000+ | 13 | 12 | 21 | 13 | |

1. Cooperage is the manufacture of barrels.
2. Face veneer: Logs cut into thin sheets or "veneer" used mostly by the furniture builders.
3. M bd. ft. means thousand board feet.
4. Pulpwood is used in making paper, fiberboard and similar products.
5. Sawtimber refers to logs that are cut into lumber or timbers.

James A. Kendall
Agricultural Statistician in Charge

Dean Hasenmyer
Frederic A. Vogel,
Agricultural Statisticians

U. S. DEPARTMENT OF AGRICULTURE
ECONOMICS, STATISTICS &
COOPERATIVES SERVICE
P. O. BOX 429
SPRINGFIELD, ILLINOIS 62706

POSTAGE AND FEES PAID
UNITED STATES
DEPARTMENT OF AGRICULTURE



OFFICIAL BUSINESS

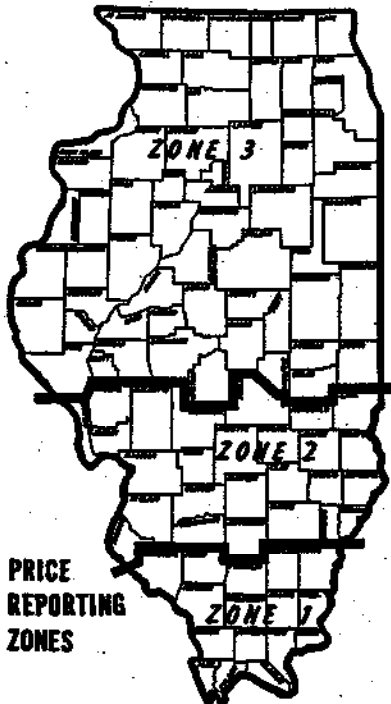
ILLINOIS TIMBER PRICES

ILLINOIS COOPERATIVE CROP REPORTING SERVICE

NOVEMBER 1977-FEBRUARY 1978

ILLINOIS DIVISION OF FORESTRY

and
ILLINOIS TECHNICAL FORESTRY ASSOCIATION



May 23, 1978

PRICES PAID ILLINOIS TIMBER PRODUCERS NOVEMBER 1977 THROUGH FEBRUARY 1978

Winter sawtimber prices paid Illinois timber growers were generally the same as prices paid over the past year. Face veneer prices on white oak were up considerably. Pulpwood and cooperage prices were nearly unchanged from last summer. The number of buyers doing custom sawing was higher, as were the rates charged for custom sawing. The number of smaller volume buyers were up from last summer.

Illinois is divided into three price-reporting zones, based on timber resources, similarity, utilization standards and practices and soil types. Zone 1 is the Southern Unit, Zone 2 the Claypan Unit and Zone 3 the Prairie Unit. Ranges of prices for each zone are shown on the back of this report.

This report is prepared by the Illinois Cooperative Crop Reporting Service with the assistance of the Illinois Technical Forestry Association. The cooperation of the licensed timber buyers who participated in the survey is gratefully appreciated.

This report can be used only as a guide for determining the market value of timber. General market and economic conditions are the major price-determining factors. Certain local considerations such as accessibility, site and terrain, distance to market, size of sale, and tree size and quality also affect the price received. For technical, marketing or management assistance, contact your local State Forester, the Division of Forestry, Illinois Department of Conservation, State Office Building, Springfield, Illinois 62706 or Agricultural Extension Service, Mumfords Hall, Urbana, Illinois 61801.

AVERAGE SAWTIMBER PRICES IN \$ PER M BD. FT., STUMPAGE AND F.O.B., SELECTED PERIODS

| SPECIES | November 1976-February 1977 | | May 1977-August 1977 | | November 1977-February 1978 | |
|--------------------------------|-----------------------------|----------|----------------------|----------|-----------------------------|----------|
| | Stumpage | F. O. B. | Stumpage | F. O. B. | Stumpage | F. O. B. |
| Ash | 59 | 115 | 76 | 125 | 76 | 128 |
| Basswood | 32 | 90 | 46 | 99 | 38 | 93 |
| Beech | 28 | 79 | 38 | 90 | 36 | 84 |
| Cottonwood | 27 | 81 | 31 | 82 | 32 | 87 |
| Sweet Gum | 30 | 84 | 36 | 84 | 37 | 87 |
| Elm & Hackberry | 30 | 82 | 34 | 82 | 34 | 87 |
| Hickory | 29 | 79 | 34 | 82 | 38 | 90 |
| Soft Maple | 36 | 89 | 41 | 100 | 40 | 102 |
| Sugar Maple | 37 | 86 | 51 | 93 | 44 | 94 |
| Black Oak | 36 | 78 | 40 | 83 | 39 | 83 |
| Pin Oak | 28 | 79 | 35 | 83 | 34 | 87 |
| Red Oak | 39 | 88 | 47 | 99 | 43 | 96 |
| White Oak | 54 | 91 | 66 | 105 | 67 | 102 |
| Yellow Poplar | 39 | 82 | 51 | 95 | 49 | 89 |
| Sycamore | 30 | 79 | 33 | 83 | 28 | 88 |
| Black Walnut | 190 | 360 | 205 | 390 | 206 | 416 |
| Woods Run Bottomland | 32 | 80 | 34 | 83 | 36 | 88 |
| Woods Run Upland | 31 | 78 | 39 | 97 | 40 | 92 |

FACE VENEER PRICES \$/M BD. FT.

| | | | | | | |
|---------------------|-----|-------|-----|-------|-----|-------|
| White Oak | 375 | 545 | 485 | 780 | 583 | 843 |
| Walnut | 850 | 1,200 | 980 | 1,500 | 725 | 1,508 |
| Red Oak | 61 | 200 | 105 | 290 | -- | 306 |

UNPEELED PULPWOOD PRICES, SELECTED PERIODS

| Ton. | November 1976-February 1977 | | May 1977-August 1977 | | November 1977-February 1978 | |
|----------------|-----------------------------|----------|----------------------|----------|-----------------------------|----------|
| | Stumpage | F. O. B. | Stumpage | F. O. B. | Stumpage | F. O. B. |
| 1.00 | 1.00 | 9.50 | 1.10 | 9.80 | .88 | 9.55 |

COOPERAGE (WHITE OAK) PRICES, SELECTED PERIODS

| | \$/M bd. ft. | \$/Stave bolt ft. | \$/M bd. ft. | \$/Stave bolt ft. | \$/M bd. ft. | \$/Stave bolt ft. |
|---------------------|--------------|-------------------|--------------|-------------------|--------------|-------------------|
| White Oak | 106 | -- | 105 | 1.05 | 101 | 1.88 |

PLYING (PIN OAK) PRICES \$/LINEAR FT., SELECTED PERIODS

| Linear feet | November 1976-February 1977 | | May 1977-August 1977 | | November 1977-February 1978 | |
|-----------------------|-----------------------------|----------|----------------------|----------|-----------------------------|----------|
| | Stumpage | F. O. B. | Stumpage | F. O. B. | Stumpage | F. O. B. |
| 1.00 | -- | -- | -- | -- | -- | -- |

MOST COMMONLY REPORTED PRICES PAID ILLINOIS TIMBER PRODUCERS, NOVEMBER 1977-FEBRUARY 1978

| PRODUCT | UNIT | Zone 1 | | Zone 2 | | Zone 3 | |
|-----------------------|-----------|------------------|-------------|----------------|-------------|---------------|-------------|
| | | Stumpage | F.O.B. Mill | Stumpage | F.O.B. Mill | Stumpage | F.O.B. Mill |
| 1. Sawtimber | | | | | | | |
| Ash | M bd. ft. | 50 -100 | 80 -200 | 50 -100 | 80 -200 | 50 -100 | 100-170 |
| Basswood | M bd. ft. | 30 - 50 | -- | 30 - 60 | 80 -100 | 30 - 60 | 110 |
| Beech | M bd. ft. | 30 - 50 | 70 - 80 | 30 - 50 | 80 -100 | 40 | -- |
| Cottonwood | M bd. ft. | 30 - 50 | 70 - 90 | 30 - 50 | 70 -100 | 20 - 30 | 90 |
| Sweet Gum | M bd. ft. | 30 - 50 | 70 - 90 | 30 - 50 | 80 -110 | 30 | -- |
| Elm & Hackberry | M bd. ft. | 20 - 50 | 70 - 90 | 30 - 50 | 80 -100 | 20 - 50 | 90 -100 |
| Hickory | M bd. ft. | 30 - 60 | 70 -120 | 25 - 50 | 70 -120 | 30 - 50 | 90 -100 |
| Soft Maple | M bd. ft. | 30 - 60 | 80 -135 | 30 - 60 | 80 -135 | 30 - 50 | 120-135 |
| Sugar Maple | M bd. ft. | 35 - 40 | 70 - 90 | 40 - 60 | 90 -100 | 35 - 60 | 120 |
| Black Oak | M bd. ft. | 30 - 60 | 70 - 90 | 30 - 50 | 80 -100 | 45 | -- |
| Pin Oak | M bd. ft. | 25 - 50 | 70 - 90 | 30 - 50 | 80 -110 | 25 - 30 | -- |
| Red Oak | M bd. ft. | 30 - 60 | 80 - 90 | 30 - 70 | 80 -120 | 30 - 70 | 90 -125 |
| White Oak | M bd. ft. | 50 -125 | 80 -150 | 40 -100 | 80 -120 | 40 - 70 | 100-120 |
| Yellow Poplar | M bd. ft. | 35 - 60 | 70 - 90 | 40 - 60 | 80 -100 | 60 | 110 |
| Sycamore | M bd. ft. | 25 - 30 | 70 - 90 | 30 | 70 -120 | 20 - 30 | 80 - 90 |
| Black Walnut | M bd. ft. | -- | 450-475 | 200-250 | 300-500 | 200 | 325-550 |
| Woods Run Bottomland | M bd. ft. | 30 - 50 | 70 -100 | 30 - 50 | 70 -120 | 25 - 40 | 110 |
| Woods Run Upland | M bd. ft. | 30 - 60 | 80 -100 | 30 - 60 | 80 -120 | 35 - 55 | 115 |
| | | STATEWIDE | | | | | |
| | | Stumpage | | | F.O.B. | | |
| | | - Dollars - | | | | | |
| 2. Face Veneer | | | | | | | |
| Walnut | M bd. ft. | | 500 - 800 | | | 1,000 - 2,500 | |
| White Oak | M bd. ft. | | 350 - 750 | | | 650 - 1,000 | |
| Red Oak | M bd. ft. | | -- | | | 300 - 400 | |
| 3. Pulpwood | | | | | | | |
| Unpeeled | Ton | | .75 - 1.00 | | | 9.50 - 9.60 | |
| | | M bd. ft. | | Stave Bolt ft. | | | |
| 4. Cooperage | | | | | | | |
| White Oak | | | 80 - 125 | | | 1.80 - 2.50 | |

| LOG SCALES USED BY REPORTING BUYERS | | |
|-------------------------------------|-------------------|--------------------------------|
| Scale | Percent Using | |
| Doyle | 78 | |
| Scribner | -- | |
| International | -- | |
| CUSTOM SAWING BY THOSE REPORTING | | |
| Region | Percent Reporting | Rates Reported \$/M bd. ft. |
| Zone 1 | 33 | 50 -150 |
| Zone 2 | 40 | 40 -130 |
| Zone 3 | 36 | 70 -200 |
| ILLINOIS | 41 | 40 -200 |

| VOLUME OF 1977 OPERATIONS | | | | |
|---------------------------|-------------|-------------|-------------|----------|
| Size in (000) bd. ft. | Zone 1 % | Zone 2 % | Zone 3 % | All % |
| 1 - 100 | 36 | 35 | 43 | 37 |
| 100 - 500 | 41 | 30 | 9 | 30 |
| 500 -1000 | 5 | 19 | 5 | 14 |
| 1000-3000 | 9 | 7 | 19 | 10 |
| 3000+ | 9 | 9 | 19 | 9 |

1. Cooperage is the manufacture of barrels.
2. Face veneer: Logs cut into thin sheets or "veneer" used mostly by the furniture builders.
3. M bd. ft. means thousand board feet.
4. Pulpwood is used in making paper, fiberboard and similar products.
5. Sawtimber refers to logs that are cut into lumber or timbers.

James R. Kendall
Agricultural Statistician in Charge

Kim D. Hiscote
John R. Unger
Frederic A. Vogel
Agricultural Statisticians

U. S. DEPARTMENT OF AGRICULTURE
ECONOMICS, STATISTICS &
COOPERATIVES SERVICE
P. O. BOX 429
SPRINGFIELD, ILLINOIS 62706

OFFICIAL BUSINESS

#13 Timber Prices
November 1977 - February 1978
May 23, 1978

POSTAGE AND FEES PAID
UNITED STATES
DEPARTMENT OF AGRICULTURE

AGR-101



BULK THIRD CLASS

ILLINOIS TIMBER PRICES

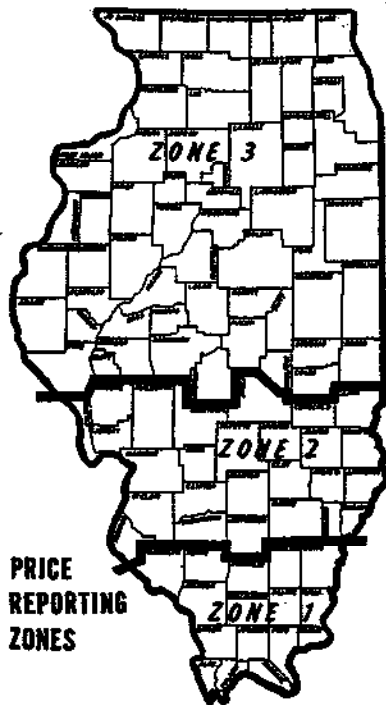
ILLINOIS COOPERATIVE CROP REPORTING SERVICE

and

ILLINOIS DIVISION OF FORESTRY

NOVEMBER 1978-FEBRUARY 1979

June 19, 1979



PRICES PAID ILLINOIS TIMBER PRODUCERS NOVEMBER 1978 THROUGH FEBRUARY 1979

Winter sawtimber prices paid Illinois timber growers were generally higher than prices paid a year earlier. Face veneer prices on White Oak and Walnut were up substantially. Of the timber buyers reporting volume of their 1978 operations, 59% indicated their volume was under 500 thousand board feet. This was down from 67% reported a year earlier on their 1977 operations.

Illinois is divided into three price-reporting zones, based on timber resources, similarity, utilization standards and practices and soil types. Zone 1 is the Southern Unit, Zone 2 the Claypan Unit and Zone 3 the Prairie Unit. Ranges of prices for each zone are shown on the back of this report.

This report is prepared by the Illinois Cooperative Crop Reporting Service with the assistance of the Illinois Division of Forestry. The cooperation of the licensed timber buyers who participated in the survey is gratefully appreciated.

This report can be used only as a guide for determining the market value of timber. General market and economic conditions are the major price-determining factors. Certain local considerations such as accessibility, site and terrain, distance to market, size of sale, and tree size and quality also affect the price received. For technical, marketing or management assistance, contact your local State Forester, the Division of Forestry, Illinois Department of Conservation, State Office Building, Springfield, Illinois 62706.

AVERAGE SAWTIMBER PRICES IN \$ PER M BD. FT., STUMPAGE AND F.O.B., SELECTED PERIODS

| SPECIES | November 1977-February 1978 | | May 1978-August 1978 | | November 1978-February 1979 | |
|--------------------------------|-----------------------------|--------|----------------------|--------|-----------------------------|--------|
| | Stumpage | F.O.B. | Stumpage | F.O.B. | Stumpage | F.O.B. |
| Ash | 76 | 128 | 84 | 175 | 91 | 189 |
| Basswood | 38 | 92 | 46 | 105 | 50 | 116 |
| Beech | 36 | 84 | 42 | 100 | 39 | 85 |
| Cottonwood | 32 | 87 | 36 | 100 | 38 | 99 |
| Sweet Gum | 37 | 87 | 37 | 99 | 41 | 103 |
| Elm & Hackberry | 34 | 87 | 39 | 102 | 41 | 102 |
| Hickory | 38 | 90 | 42 | 100 | 46 | 103 |
| Soft Maple | 40 | 102 | 50 | 119 | 47 | 121 |
| Sugar Maple | 44 | 94 | 48 | 106 | 51 | 103 |
| Black Oak | 39 | 83 | 43 | 102 | 45 | 104 |
| Pin Oak | 34 | 87 | 39 | 98 | 40 | 100 |
| Red Oak | 43 | 96 | 47 | 112 | 57 | 144 |
| White Oak | 67 | 102 | 71 | 142 | 79 | 157 |
| Yellow Poplar | 49 | 89 | 56 | 123 | 51 | 88 |
| Sycamore | 28 | 88 | 33 | 102 | 38 | 103 |
| Black Walnut | 206 | 416 | 225 | 402 | 256 | 437 |
| Woods Run Bottomland | 36 | 88 | 41 | 105 | 44 | 100 |
| Woods Run Upland | 40 | 92 | 43 | 100 | 47 | 112 |

FACE VENEER PRICES \$/M BD. FT.

| | November 1977-February 1978 | May 1978-August 1978 | November 1978-February 1979 |
|---------------------|-----------------------------|----------------------|-----------------------------|
| White Oak | 563 | 843 | 691 |
| Walnut | 725 | 1,508 | 1,103 |
| Red Oak | -- | 306 | 264 |

UNPEELED PULPWOOD PRICES, SELECTED PERIODS

| | November 1977-February 1978 | | May 1978-August 1978 | | November 1978-February 1979 | |
|---------------|-----------------------------|--------|----------------------|--------|-----------------------------|--------|
| | Stumpage | F.O.B. | Stumpage | F.O.B. | Stumpage | F.O.B. |
| Ton | .88 | 9.55 | .95 | 9.67 | 1.19 | 9.00 |

COOPERAGE (WHITE OAK) PRICES, SELECTED PERIODS

| | November 1977-February 1978 | May 1978-August 1978 | November 1978-February 1979 |
|----------|-----------------------------|----------------------|-----------------------------|
| Stumpage | | | |
| F.O.B. | | | |

MOST COMMONLY REPORTED PRICES PAID ILLINOIS TIMBER PRODUCERS, NOVEMBER 1978 - FEBRUARY 1979

| PRODUCT | UNIT | Zone 1 | | Zone 2 | | Zone 3 | |
|-----------------------|-----------|-------------|-------------|-------------|-------------|-----------|-------------|
| | | Stumpage | F.O.B. Mill | Stumpage | F.O.B. Mill | Stumpage | F.O.B. Mill |
| Dollars | | | | | | | |
| 1. <u>Sawtimber</u> | | | | | | | |
| Ash | M bd. ft. | 100 - 150 | 100 - 250 | 50 - 150 | 100 - 250 | 50 - 150 | 100 - 25 |
| Basswood | M bd. ft. | 40 - 55 | 100 - 125 | 40 - 70 | 100 - 125 | 40 - 70 | 100 - 12 |
| Beech | M bd. ft. | 35 - 40 | 70 | 40 | 100 | 40 | 100 |
| Cottonwood | M bd. ft. | 30 - 50 | 65 - 135 | 30 - 50 | 75 - 110 | 20 - 40 | 90 - 10 |
| Sweet Gum | M bd. ft. | 30 - 55 | 65 - 130 | 30 - 55 | 100 - 130 | 30 | -- |
| Elm & Hackberry | M bd. ft. | 30 - 50 | 75 - 135 | 30 - 50 | 80 - 110 | 30 - 60 | 90 - 12 |
| Hickory | M bd. ft. | 35 - 75 | 75 - 130 | 35 - 60 | 80 - 130 | 30 - 60 | 90 - 13 |
| Soft Maple | M bd. ft. | 35 - 75 | 100 - 150 | 30 - 65 | 100 - 150 | 30 - 70 | 100 - 15 |
| Sugar Maple | M bd. ft. | 40 | 75 - 100 | 40 - 80 | 100 - 120 | 40 - 80 | 100 - 14 |
| Black Oak | M bd. ft. | 40 | 75 - 90 | 40 - 60 | 90 - 150 | 30 - 60 | 90 - 15 |
| Pin Oak | M bd. ft. | 30 - 50 | 80 - 100 | 30 - 80 | 80 - 120 | 30 - 60 | 90 - 10 |
| Red Oak | M bd. ft. | 40 - 100 | 80 - 200 | 40 - 95 | 80 - 200 | 32 - 80 | 80 - 20 |
| White Oak | M bd. ft. | 40 - 150 | 85 - 200 | 40 - 150 | 100 - 250 | 50 - 150 | 100 - 22 |
| Yellow Poplar | M bd. ft. | 40 - 90 | 75 - 100 | 50 - 90 | -- | 50 - 60 | -- |
| Sycamore | M bd. ft. | 30 - 55 | 90 - 135 | 20 - 55 | 80 - 120 | 20 - 50 | 90 - 10 |
| Black Walnut | M bd. ft. | 200 - 350 | 300 | 150 - 375 | 275 - 550 | 150 - 400 | 300 - 60 |
| Woods Run Bottomland | M bd. ft. | 35 - 55 | 70 - 125 | 30 - 80 | 70 - 125 | 30 - 50 | 70 - 9 |
| Woods Run Upland | M bd. ft. | 35 - 60 | 80 - 150 | 30 - 70 | 80 - 150 | 38 - 60 | 80 - 12 |
| STATEWIDE | | | | | | | |
| 2. <u>Face Veneer</u> | | Stumpage | | F.O.B. | | | |
| Walnut | M bd. ft. | 600 - 2,000 | | 820 - 3,000 | | | |
| White Oak | M bd. ft. | 300 - 1,200 | | 766 - 1,500 | | | |
| Red Oak | M bd. ft. | 150 - 340 | | 250 - 650 | | | |
| 3. <u>Pulpwood</u> | | | | | | | |
| Unpeeled | Ton | .75 - 2.00 | | 9.00 | | | |
| 4. <u>Cooperage</u> | | | | | | | |
| White Oak | M bd. ft. | 85 - 210 | | 200 - 300 | | | |

| LOG SCALES USED BY REPORTING BUYERS | | |
|-------------------------------------|-------------------|--------------------------------|
| Scale | Percent Using | |
| Doyle | 93 | |
| Scribner | 5 | |
| International | 2 | |
| CUSTOM SAWING BY THOSE REPORTING | | |
| Region | Percent Reporting | Rates Reported \$/M bd. ft. |
| Zone 1 | 42 | 60 - 100 |
| Zone 2 | 38 | 50 - 150 |
| Zone 3 | 28 | 80 - 150 |
| ILLINOIS | 42 | 50 - 150 |

| VOLUME OF 1978 OPERATIONS | | | | |
|---------------------------|--------|--------|--------|-----|
| Size in (000) bd. ft. | Zone 1 | Zone 2 | Zone 3 | All |
| | % | % | % | % |
| 1 - 100 | 22 | 26 | 20 | 25 |
| 100 - 500 | 50 | 32 | 15 | 34 |
| 500 - 1000 | 11 | 18 | 20 | 16 |
| 1000-3000 | 6 | 13 | 20 | 13 |
| 3000+ | 11 | 13 | 25 | 12 |

1. Cooperage is the manufacture of barrels.
2. Face veneer: Logs cut into thin sheets or "veneer" used mostly by the furniture builders.
3. M bd. ft. means thousand board feet.
4. Pulpwood is used in making paper, fiberboard and similar products.
5. Sawtimber refers to logs that are cut into lumber or timbers.

James A. Kendall
Agricultural Statistician in Charge

Dean Hasenmyer
Frederic A. Vogel
Agricultural Statisticians

U. S. DEPARTMENT OF AGRICULTURE
ECONOMICS, STATISTICS &
COOPERATIVES SERVICE
P. O. BOX 423
SPRINGFIELD, ILLINOIS 62706

OFFICIAL BUSINESS

POSTAGE AND FEES PAID
UNITED STATES
DEPARTMENT OF AGRICULTURE



AGR-101

BULK THIRD CLASS

ILLINOIS TIMBER PRICES SURVEY

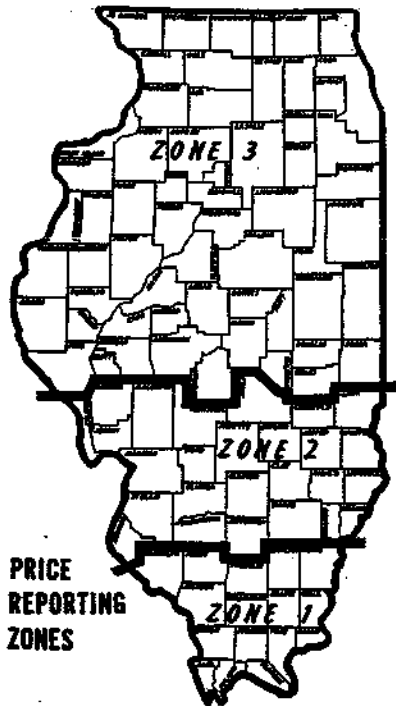
ILLINOIS COOPERATIVE CROP REPORTING SERVICE

and

ILLINOIS DIVISION OF FORESTRY

MAY-AUGUST 1979

November 30, 1979



PRICE REPORTING ZONES

PRICES PAID ILLINOIS TIMBER PRODUCERS MAY 1979 THROUGH AUGUST 1979

Summer sawtimber prices paid Illinois timber growers were higher than prices paid a year earlier. Of the timber buyers reporting volume of their 1979 operations, 52% indicated their volume was under 500 thousand board feet. This was down from 59% reported a year earlier on their 1978 operations.

Illinois is divided into three price-reporting zones, based on timber resources, similarity, utilization standards and practices and soil types. Zone 1 is the Southern Unit, Zone 2 the Claypan Unit and Zone 3 the Prairie Unit. Ranges of prices for each zone are shown on the back of this report.

This report is prepared by the Illinois Cooperative Crop Reporting Service with the assistance of the Illinois Division of Forestry. The cooperation of the licensed timber buyers who participated in the survey is gratefully appreciated.

This report can be used only as a guide for determining the market value of timber. General market and economic conditions are the major price-determining factors. Certain local considerations such as accessibility, site and terrain, distance to market, size of sale, and tree size and quality also affect the price received. For technical, marketing or management assistance, contact your local State Forester, the Division of Forestry, Illinois Department of Conservation, State Office Building, Springfield, Illinois 62706.

AVERAGE SAWTIMBER PRICES IN \$ PER M BD. FT., STUMPAGE AND F.O.B., SELECTED PERIODS

| SPECIES | May 1978-August 1978 | | November 1978-February 1979 | | May 1979-August 1979 | |
|--------------------------------|----------------------|--------|-----------------------------|--------|----------------------|--------|
| | Stumpage | F.O.B. | Stumpage | F.O.B. | Stumpage | F.O.B. |
| Ash | 84 | 175 | 91 | 189 | 96 | 191 |
| Basswood | 46 | 105 | 50 | 116 | 51 | 121 |
| Beech | 42 | 100 | 39 | 85 | 46 | 107 |
| Cottonwood | 36 | 100 | 38 | 99 | 38 | 112 |
| Sweet Gum | 37 | 99 | 41 | 103 | 46 | 119 |
| Elm & Hackberry | 39 | 102 | 41 | 102 | 43 | 116 |
| Hickory | 42 | 100 | 46 | 103 | 43 | 125 |
| Soft Maple | 50 | 119 | 47 | 121 | 52 | 130 |
| Sugar Maple | 48 | 106 | 51 | 103 | 52 | 124 |
| Black Oak | 43 | 102 | 45 | 104 | 55 | 116 |
| Pin Oak | 39 | 98 | 40 | 100 | 49 | 110 |
| Red Oak | 47 | 112 | 57 | 144 | 66 | 148 |
| White Oak | 71 | 142 | 79 | 157 | 87 | 161 |
| Yellow Poplar | 56 | 123 | 51 | 88 | 69 | 123 |
| Sycamore | 33 | 102 | 38 | 103 | 39 | 116 |
| Black Walnut | 225 | 402 | 256 | 437 | 279 | 466 |
| Woods Run Bottomland | 41 | 105 | 44 | 100 | 52 | 116 |
| Woods Run Upland | 43 | 100 | 47 | 112 | 65 | 119 |

FACE VENEER PRICES \$/M BD. FT.

| | May 1978-August 1978 | November 1978-February 1979 | May 1979-August 1979 |
|---------------------|----------------------|-----------------------------|----------------------|
| White Oak | 552 | 944 | 1,123 |
| Walnut | 720 | 1,771 | 1,785 |
| Red Oak | 70 | 220 | 435 |

UNPEELED PULPWOOD PRICES, SELECTED PERIODS

| | May 1978-August 1978 | | November 1978-February 1979 | | May 1979-August 1979 | |
|---------------|----------------------|--------|-----------------------------|--------|----------------------|--------|
| | Stumpage | F.O.B. | Stumpage | F.O.B. | Stumpage | F.O.B. |
| Ton | .95 | 9.67 | 1.19 | 9.00 | 1.48 | 14.70 |

COOPERAGE (WHITE OAK) PRICES, SELECTED PERIODS

| | May 1978-August 1978 | November 1978-February 1979 | May 1979-August 1979 |
|----------|----------------------|-----------------------------|----------------------|
| Stumpage | | | |
| F.O.B. | | | |

MOST COMMONLY REPORTED PRICES PAID ILLINOIS TIMBER PRODUCERS, MAY - AUGUST 1979

| PRODUCT | UNIT | Zone 1 | | Zone 2 | | Zone 3 | |
|-----------------------|-----------|-----------------|-------------|---------------|-------------|---------------|-------------|
| | | Stumpage | F.O.B. Mill | Stumpage | F.O.B. Mill | Stumpage | F.O.B. Mill |
| Dollars | | | | | | | |
| 1. Sawtimber | | | | | | | |
| Ash | M bd. ft. | 50 - 200 | 150-250 | 50 - 200 | 120-300 | 50 - 125 | 120-205 |
| Baswood | M bd. ft. | 40 - 50 | 100 | 40 - 60 | 100-120 | 40 - 70 | 100-140 |
| Beech | M bd. ft. | 30 - 75 | 75 - 120 | 30 - 80 | 100-120 | 30 - 40 | 100-120 |
| Cottonwood | M bd. ft. | 20 - 75 | 75 - 125 | 20 - 80 | 80 - 125 | 20 - 60 | 80 - 120 |
| Sweet Gum | M bd. ft. | 40 - 60 | 100-125 | 30 - 60 | 120 | 30 - 60 | 120 |
| Elm & Hackberry | M bd. ft. | 30 - 50 | 75 - 125 | 30 - 80 | 100-125 | 25 - 60 | 100-130 |
| Hickory | M bd. ft. | 40 - 80 | 75 - 165 | 40 - 80 | 120-150 | 40 - 60 | 120-140 |
| Soft Maple | M bd. ft. | 40 - 80 | 100-150 | 40 - 80 | 120-140 | 30 - 70 | 110-160 |
| Sugar Maple | M bd. ft. | 40 - 70 | 75 - 140 | 40 - 70 | 120-140 | 40 - 70 | 140 |
| Black Oak | M bd. ft. | 30 - 75 | 80 - 100 | 30 - 80 | 100-130 | 35 - 80 | 100-140 |
| Pin Oak | M bd. ft. | 40 - 50 | 75 - 120 | 30 - 80 | 100-120 | 30 - 60 | 100 |
| Red Oak | M bd. ft. | 30 - 100 | 85 - 200 | 40 - 100 | 120-200 | 40 - 100 | 125-180 |
| White Oak | M bd. ft. | 50 - 150 | 110-250 | 45 - 150 | 120-205 | 40 - 150 | 125-205 |
| Yellow Poplar | M bd. ft. | 40 - 80 | 80 - 150 | 45 - 100 | 120-150 | 60 - 100 | 140-150 |
| Sycamore | M bd. ft. | 30 - 50 | 100-125 | 30 - 50 | 100-120 | 25 - 50 | 100-130 |
| Black Walnut | M bd. ft. | 200-300 | 300-600 | 200-400 | 300-600 | 250-400 | 300-600 |
| Woods Run Bottomland | M bd. ft. | 40 - 100 | 75 - 160 | 40 - 80 | 90 - 130 | 50 - 60 | 100-130 |
| Woods Run Upland | M bd. ft. | 50 - 90 | 85 - 160 | 50 - 85 | 90 - 140 | 50 - 75 | 100-135 |
| STATEWIDE | | | | | | | |
| | | Stumpage | | F.O.B. | | | |
| 2. Face Veneer | | | | | | | |
| Walnut | M bd. ft. | | 525 - 1,850 | | | 1,200 - 3,000 | |
| White Oak | M bd. ft. | | 400 - 1,200 | | | 750 - 1,500 | |
| Red Oak | M bd. ft. | | 150 - 300 | | | 300 - 600 | |
| 3. Pulpwood | | | | | | | |
| Unpeeled | Ton | | .75 - 4.00 | | | 12.50 - 17.00 | |
| 4. Cooperage | | | | | | | |
| White Oak | M bd. ft. | | 75 - 300 | | | 200 400 | |

| LOG SCALES USED BY REPORTING BUYERS | | |
|-------------------------------------|-------------------|--------------------------------|
| Scale | Percent Using | |
| Doyle | 98 | |
| Scribner | 2 | |
| International | 0 | |
| CUSTOM SAWING BY THOSE REPORTING | | |
| Region | Percent Reporting | Rates Reported \$/M bd. ft. |
| Zone 1 | 20 | 80 - 100 |
| Zone 2 | 37 | 50 - 150 |
| Zone 3 | 14 | 100 |
| ILLINOIS | 29 | 50 - 150 |

| VOLUME OF 1979 OPERATIONS | | | | |
|---------------------------|-------------|-------------|-------------|----------|
| Size in (000) bd. ft. | Zone 1 % | Zone 2 % | Zone 3 % | All % |
| 1 - 100 | 4 | 16 | 31 | 21 |
| 100 - 500 | 45 | 32 | 13 | 31 |
| 500 - 1000 | 5 | 18 | 9 | 15 |
| 1000-3000 | 14 | 21 | 17 | 19 |
| 3000+ | 32 | 13 | 30 | 14 |

1. Cooperage is the manufacture of barrels.
2. Face veneer: Logs cut into thin sheets or "veneer" used mostly by the furniture builders.
3. M bd. ft. means thousand board feet.
4. Pulpwood is used in making paper, fiberboard and similar products.
5. Sawtimber refers to logs that are cut into lumber or timbers.

James R. Kendall
Agricultural Statistician in Charge

Dean Hasenmyer
Frederic A. Vogel
Agricultural Statisticians

U. S. DEPARTMENT OF AGRICULTURE
ECONOMICS, STATISTICS &
COOPERATIVES SERVICE
P. O. BOX 429
SPRINGFIELD, ILLINOIS 62706

OFFICIAL BUSINESS

POSTAGE AND FEES PAID
UNITED STATES
DEPARTMENT OF AGRICULTURE



AGR-101

BULK THIRD CLASS

#13 Timber Prices
May - August 1979
November 30, 1979