

ILLINOIS TIMBER PRICES SURVEY

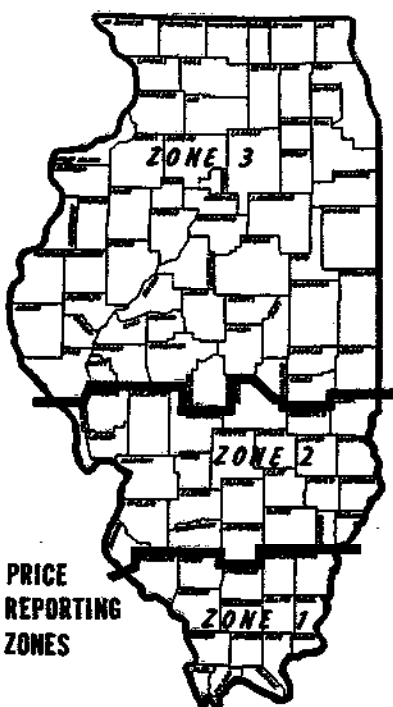
ILLINOIS COOPERATIVE CROP REPORTING SERVICE

and

ILLINOIS DIVISION OF FORESTRY

NOVEMBER 1979-FEBRUARY 1980

April 9, 1980



PRICE
REPORTING
ZONES

PRICES PAID ILLINOIS TIMBER PRODUCERS NOVEMBER 1979 THROUGH FEBRUARY 1980

Winter sawtimber prices paid Illinois timber growers were higher than prices paid a year earlier. Of the timber buyers reporting volume of their 1979 operations, 54% indicated their volume was under 500 thousand board feet. This was down from 59% reported a year earlier on their 1978 operations.

Illinois is divided into three price-reporting zones, based on timber resources, similarity, utilization standards and practices and soil types. Zone 1 is the Southern Unit, Zone 2 the Claypan Unit and Zone 3 the Prairie Unit. Ranges of prices for each zone are shown on the back of this report.

This report is prepared by the Illinois Cooperative Crop Reporting Service with the assistance of the Illinois Division of Forestry. The cooperation of the licensed timber buyers who participated in the survey is gratefully appreciated.

This report can be used only as a guide for determining the market value of timber. General market and economic conditions are the major price-determining factors. Certain local considerations such as accessibility, site and terrain, distance to market, size of sale, and tree size and quality also affect the price received. For technical, marketing or management assistance, contact your local State Forester, or the Division of Forestry, Illinois Department of Conservation, 600 N. Grand Ave., West, Springfield, Illinois 62706.

AVERAGE SAWTIMBER PRICES IN \$ PER M BD. FT., STUMPAGE AND F.O.B., SELECTED PERIODS

SPECIES	November 1978-February 1979		May 1979-August 1979		November 1979-February 1980	
	Stumpage	F.O.B.	Stumpage	F.O.B.	Stumpage	F.O.B.
Ash	91	189	96	191	100	182
Basswood	50	116	51	121	53	133
Beech	39	85	46	107	54	113
Cottonwood	38	99	38	112	45	112
Sweet Gum	41	103	46	119	47	120
Elm & Hackberry	41	102	43	116	49	115
Hickory	46	103	48	125	51	128
Soft Maple	47	121	52	130	59	133
Sugar Maple	51	103	52	124	57	129
Black Oak	45	104	55	116	56	123
Pin Oak	40	100	49	110	51	115
Red Oak	57	144	66	148	71	149
White Oak	79	157	87	161	90	177
Yellow Poplar	51	88	69	123	59	134
Sycamore	38	103	39	116	44	112
Black Walnut	256	437	279	466	281	482
Woods Run Bottomland	44	100	52	116	51	120
Woods Run Upland	47	112	65	119	63	129

FACE VENEER PRICES \$/M BD. FT.

White Oak	691	1,123	648	1,095	735	1,199
Walnut	1,103	1,785	1,020	2,078	1,280	2,300
Red Oak	264	435	206	460	226	450

UNPEELED PULPWOOD PRICES, SELECTED PERIODS

Ton	November 1978-February 1979		May 1979-August 1979		November 1979-February 1980	
	Stumpage	F.O.B.	Stumpage	F.O.B.	Stumpage	F.O.B.
	1.19	9.00	1.48	14.70	1.40	14.60

COOPERAGE (WHITE OAK) PRICES, SELECTED PERIODS

Stumpage	F.O.B.	Stumpage	F.O.B.	Stumpage	F.O.B.
----------	--------	----------	--------	----------	--------

MOST COMMONLY REPORTED PRICES PAID ILLINOIS TIMBER PRODUCERS, NOVEMBER 1979 - FEBRUARY 1980

PRODUCT	UNIT	Zone 1		Zone 2		Zone 3	
		Stumpage	F.O.B. Mill	Stumpage	F.O.B. Mill	Stumpage	F.O.B. Mill
Dollars							
1. <u>Sawtimber</u>							
Ash	M bd.ft.	70 -200	120-250	65 -200	130-275	60 -100	130-250
Basswood	M bd.ft.	40 - 50	120-150	40 - 65	110-150	40 - 75	125-150
Beech	M bd.ft.	30 - 90	110-120	50 - 90	110-120	30	--
Cottonwood	M bd.ft.	30 - 70	90 -140	25 - 80	90 -140	20 - 65	80 -125
Sweet Gum	M bd.ft.	30 - 60	100-140	40 - 50	120-140	30	--
Elm & Hackberry	M bd.ft.	30 - 60	100-125	35 - 75	110-140	30 - 80	90 -130
Hickory	M bd.ft.	45 - 75	100-200	35 - 80	110-200	35 - 60	110-150
Soft Maple	M bd.ft.	30 -100	100-150	40 -100	120-150	40 - 85	130-170
Sugar Maple	M bd.ft.	40 - 70	120-150	40 - 80	110-150	40 - 80	130-150
Black Oak	M bd.ft.	30 - 85	100-120	35 - 80	110-140	35 - 80	110-140
Pin Oak	M bd.ft.	40 - 75	90 -120	40 - 80	110-140	40 - 60	100
Red Oak	M bd.ft.	40 -100	100-250	40 -125	120-250	35 -100	130-180
White Oak	M bd.ft.	50 -150	120-280	50 -150	120-260	60 -150	130-250
Yellow Poplar	M bd.ft.	45 -110	120-170	50 -110	170	--	--
Sycamore	M bd.ft.	30 - 50	90 -130	30 - 60	100-140	30 - 60	80 -120
Black Walnut	M bd.ft.	350-400	300-650	200-400	300-600	200-400	450-600
Woods Run Bottomland	M bd.ft.	40 - 80	100-160	40 - 85	110-140	60 - 85	100-105
Woods Run Upland	M bd.ft.	45 -100	100-160	45 - 85	105-150	75 -100	120
STATEWIDE							
2. <u>Face Veneer</u>		Stumpage		F.O.B.			
Walnut	M bd.ft.	700 - 2,000		1,000 - 5,000			
White Oak	M bd.ft.	400 - 1,200		800 - 1,500			
Red Oak	M bd.ft.	200 - 300		400 - 500			
3. <u>Pulpwood</u>							
Unpeeled	Ton	1.00- 2.00		14.60			
4. <u>Cooperage</u>							
White Oak	M bd.ft.	100 - 250		300 - 325			

LOG SCALES USED BY REPORTING BUYERS		
Scale	Percent Using	
Doyle	99	
Scribner	1	
International	0	
CUSTOM SAWING BY THOSE REPORTING		
Region	Percent Reporting	Rates Reported \$/M bd.ft.
Zone 1	50	80 - 150
Zone 2	39	60 - 150
Zone 3	21	100
ILLINOIS	45	60 - 150

VOLUME OF 1979 OPERATIONS					
Size in (000) bd.ft.	Zone 1	Zone 2	Zone 3	All	
	%	%	%	%	%
1 - 100	21	18	23	24	24
100 - 500	25	26	23	30	30
500 -1000	17	18	18	18	18
1000-3000	8	23	12	15	15
3000+	29	15	24	13	13

1. Cooperage is the manufacture of barrels.
2. Face veneer: Logs cut into thin sheets or "veneer" used mostly by the furniture builders.
3. M bd.ft. means thousand board feet.
4. Pulpwood is used in making paper, fiberboard and similar products.
5. Sawtimber refers to logs that are cut into lumber or timbers.

James R. Kendall
Agricultural Statistician in Charge

Dean Hasenmyer
Frederic A. Vogel
Agricultural Statisticians

"Printed by authority of the State of Illinois"
4/9/80, 1, 800, 0-21

U. S. DEPARTMENT OF AGRICULTURE
ECONOMICS, STATISTICS &
COOPERATIVES SERVICE
P. O. BOX 429
SPRINGFIELD, ILLINOIS 62706

OFFICIAL BUSINESS

POSTAGE AND FEES PAID
UNITED STATES
DEPARTMENT OF AGRICULTURE

AGR-101

BULK THIRD CLASS



ILLINOIS TIMBER PRICES SURVEY

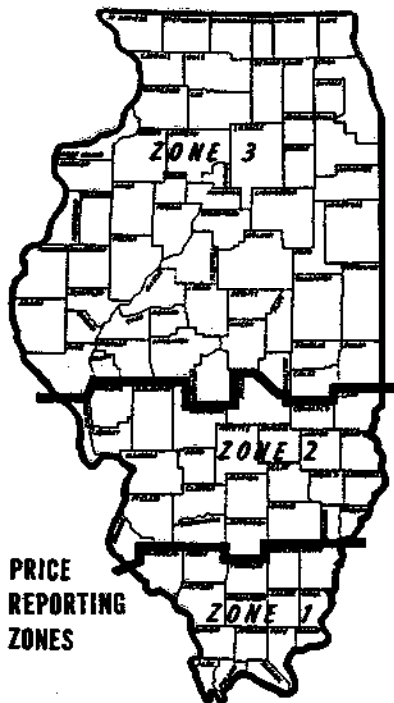
ILLINOIS COOPERATIVE CROP REPORTING SERVICE

and

ILLINOIS DIVISION OF FORESTRY

MAY-AUGUST 1980

October 21, 1980



PRICE REPORTING ZONES

PRICES PAID ILLINOIS TIMBER PRODUCERS MAY 1980 THROUGH AUGUST 1980

Summer sawtimber prices paid Illinois timber growers were generally lower than prices paid a year earlier. Of the timber buyers reporting volume of their 1980 operations, 53% indicated their volume was under 500 thousand board feet. This was up slightly from 52% reported a year earlier on their 1979 operations.

Illinois is divided into three price-reporting zones, based on timber resources, similarity, utilization standards and practices and soil types. Zone 1 is the Southern Unit, Zone 2 the Claypan Unit and Zone 3 the Prairie Unit. Ranges of prices for each zone are shown on the back of this report.

This report is prepared by the Illinois Cooperative Crop Reporting Service with the assistance of the Illinois Division of Forestry. The cooperation of the licensed timber buyers who participated in the survey is gratefully appreciated.

This report can be used only as a guide for determining the market value of timber. General market and economic conditions are the major price-determining factors. Certain local considerations such as accessibility, site and terrain, distance to market, size of sale, and tree size and quality also affect the price received. For technical, marketing or management assistance, contact your local State Forester, or the Division of Forestry, Illinois Department of Conservation, 600 N. Grand Avenue, West, Springfield, IL 62706.

AVERAGE SAWTIMBER PRICES IN \$ PER M BD. FT., STUMPAGE AND F.O.B., SELECTED PERIODS

SPECIES	May 1979-August 1979		November 1979-February 1980		May 1980-August 1980	
	Stumpage	F.O.B.	Stumpage	F.O.B.	Stumpage	F.O.B.
Ash	96	191	100	182	86	172
Basswood	51	121	53	133	41	107
Beech	46	107	54	113	50	103
Cottonwood	38	112	45	112	38	98
Sweet Gum	46	119	47	120	45	108
Elm & Hackberry	43	116	49	115	43	107
Hickory	48	125	51	128	44	116
Soft Maple	52	130	59	133	47	123
Sugar Maple	52	124	57	129	45	122
Black Oak	55	116	56	123	49	115
Pin Oak	49	110	51	115	50	101
Red Oak	66	148	71	149	65	150
White Oak	87	161	90	177	94	150
Yellow Poplar	69	123	59	134	63	117
Sycamore	39	116	44	112	39	98
Black Walnut	279	466	281	482	257	461
Woods Run Bottomland	52	116	51	120	50	112
Woods Run Upland	65	119	63	129	59	113

FACE VENEER PRICES \$/M BD. FT.

	May 1979-August 1979	November 1979-February 1980	May 1980-August 1980
Red Oak	206	226	233
White Oak	648	735	800
Walnut	1,020	1,280	1,039

UNPEELED PULPWOOD PRICES, SELECTED PERIODS

	May 1979-August 1979		November 1979-February 1980		May 1980-August 1980	
	Stumpage	F.O.B.	Stumpage	F.O.B.	Stumpage	F.O.B.
Ton	1.48	14.70	1.40	14.60	1.00	12.50

COOPERAGE (WHITE OAK) PRICES, SELECTED PERIODS

	May 1979-August 1979	November 1979-February 1980	May 1980-August 1980
White Oak	182	184	182

OFFICIAL BUSINESS



AGR-101

BULK THIRD CLASS

Timber Prices
May - August 1980
October 21, 1980

MOST COMMONLY REPORTED PRICES PAID ILLINOIS TIMBER PRODUCERS, MAY - AUGUST 1980

PRODUCT	UNIT	Zone 1		Zone 2		Zone 3	
		Stumpage	F. O. B. Mill	Stumpage	F. O. B. Mill	Stumpage	F. O. B. Mill
Dollars							
1. <u>Sawtimber</u>							
Ash	M bd. ft.	70 - 100	190-250	70 - 100	100-275	80	100-250
Basswood	M bd. ft.	--	100	35 - 50	100		100-143
Beech	M bd. ft.	--	90	30 - 70	90 - 120	--	--
Cottonwood	M bd. ft.	20 - 50	65 - 100	25 - 70	80 - 120	30 - 50	80 - 130
Sweet Gum	M bd. ft.	25 - 50	100-110	25 - 70	100-120	50	--
Elm & Hackberry	M bd. ft.	40 - 50	100-110	30 - 70	100-120	30 - 60	88
Hickory	M bd. ft.	40 - 50	100-200	30 - 70	80 - 200	40 - 51	70
Soft Maple	M bd. ft.	50	100-150	30 - 50	100-150	40 - 60	
Sugar Maple	M bd. ft.	--	150	40 - 50	100-150	40 - 50	
Black Oak	M bd. ft.	--	--	35 - 70	100-150	35 - 60	
Pin Oak	M bd. ft.	40 - 50	90 - 100	40 - 80	80 - 120	40 - 80	
Red Oak	M bd. ft.	50 - 125	100-250	40 - 125	100-250	40 - 85	100
White Oak	M bd. ft.	80 - 150	115-220	60 - 150	100-250	80 - 100	100-120
Yellow Poplar	M bd. ft.	50 - 75	100-150	75	100-150	--	--
Sycamore	M bd. ft.	25 - 50	100	25 - 50	80 - 120	40 - 50	80 - 100
Black Walnut	M bd. ft.	250	500-650	200-300	400-650	200-300	300-600
Woods Run Bottomland	M bd. ft.	50	100	40 - 70	100-125	40 - 60	119-120
Woods Run Upland	M bd. ft.	50	100	50 - 70	100-120	45 - 70	100-142
STATEWIDE							
2. <u>Face Veneer</u>		Stumpage		F. O. B.			
Red Oak	M bd. ft.	200 - 300		400 - 600			
White Oak	M bd. ft.	500 - 1,200		750 - 1,500			
Walnut	M bd. ft.	900 - 1,450		1,200 - 4,000			
3. <u>Pulpwood</u>							
Unpeeled	Ton	1.00		12.50			
4. <u>Cooperage</u>							
White Oak	M bd. ft.	100 - 180		180 - 325			

LOG SCALES USED BY REPORTING BUYERS		
Scale	Percent Using	
Doyle	95	
Scribner	5	
International	0	
CUSTOM SAWING BY THOSE REPORTING		
Region	Percent Reporting	Rates Reported \$/M bd. ft.
Zone 1	11	80 - 85
Zone 2	36	60 - 150
Zone 3	31	80 - 150
ILLINOIS	39	60 - 150

VOLUME OF 1980 OPERATIONS				
Size in (000) bd. ft.	Zone 1 %	Zone 2 %	Zone 3 %	All %
1 - 100	22	28	38	39
100 - 500	22	20	6	14
500 - 1000	--	16	12	11
1000-3000	11	20	19	19
3000+	45	16	25	17

1. Cooperage is the manufacture of barrels.
2. Face veneer: Logs cut into thin sheets or "veneer" used mostly by the furniture builders.
3. M bd. ft. means thousand board feet.
4. Pulpwood is used in making paper, fiberboard and similar products.
5. Sawtimber refers to logs that are cut into lumber or timbers.

James R. Kendall
Agricultural Statistician in Charge

Dean Hasenmyer
Garry D. Kepley
Agricultural Statisticians

ILLINOIS TIMBER PRICES

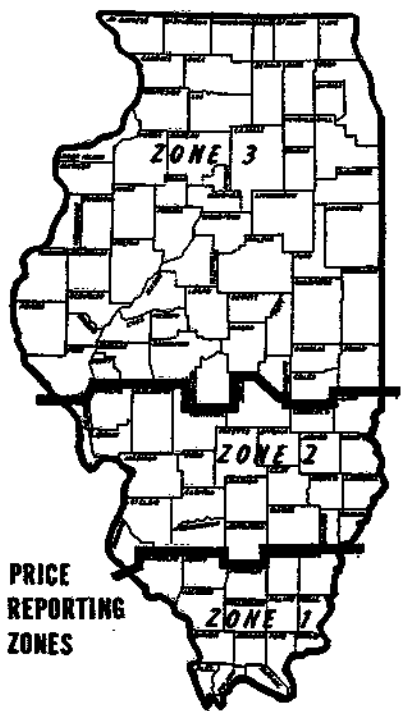
ILLINOIS COOPERATIVE CROP REPORTING SERVICE

and

ILLINOIS DIVISION OF FORESTRY

NOVEMBER 1980-FEBRUARY 1981

April 15, 1981



PRICE REPORTING ZONES

PRICES PAID ILLINOIS TIMBER PRODUCERS NOVEMBER 1980 THROUGH FEBRUARY 1981

Winter sawtimber prices paid Illinois timber growers were generally lower than prices paid a year earlier. Of the timber buyers reporting volume of their 1980 operations, 62% indicated their volume was under 500 thousand board feet. This was up from 54% reported a year earlier on their 1979 operations.

Illinois is divided into three price-reporting zones, based on timber resources, similarity, utilization standards and practices and soil types. Zone 1 is the Southern Unit, Zone 2 the Claypan Unit and Zone 3 the Prairie Unit. Ranges of prices for each zone are shown on the back of this report.

This report is prepared by the Illinois Cooperative Crop Reporting Service with the assistance of the Illinois Division of Forestry. The cooperation of the licensed timber buyers who participated in the survey is gratefully appreciated.

This report can be used only as a guide for determining the market value of timber. General market and economic conditions are the major price-determining factors. Certain local considerations such as accessibility, site and terrain, distance to market, size of sale, and tree size and quality also affect the price received. For technical, marketing or management assistance, contact your local State Forester, or the Division of Forestry, Illinois Department of Conservation, 600 N. Grand Ave., West, Springfield, Illinois 62706.

AVERAGE SAWTIMBER PRICES IN \$ PER M BD. FT., STUMPAGE AND F.O.B., SELECTED PERIODS

SPECIES	November 1979-February 1980		May 1980-August 1980		November 1980-February 1981	
	Stumpage	F.O.B.	Stumpage	F.O.B.	Stumpage	F.O.B.
Ash	100	182	86	172	90	178
Basswood	53	133	41	107	46	126
Beech	54	113	50	103	41	116
Cottonwood	45	112	38	98	38	105
Sweet Gum	47	120	45	108	36	112
Elm & Hackberry	49	115	43	107	40	106
Hickory	51	128	44	116	44	119
Soft Maple	59	133	47	123	51	122
Sugar Maple	57	129	45	122	59	127
Black Oak	56	123	49	115	46	115
Pin Oak	51	115	50	101	42	102
Red Oak	71	149	65	150	61	153
White Oak	90	177	94	150	88	167
Yellow Poplar	59	134	63	117	70	143
Sycamore	44	112	39	98	35	105
Black Walnut	281	482	257	461	305	557
Woods Run Bottomland	51	120	50	112	46	120
Woods Run Upland	63	129	59	113	55	125

FACE VENEER PRICES \$/M BD. FT.

	November 1979-February 1980	May 1980-August 1980	November 1980-February 1981
Red Oak	228	233	219
White Oak	735	800	797
Walnut	1,280	1,039	1,275
	450	483	465
	1,139	1,108	1,147
	2,300	1,844	1,748

UNPEELED PULPWOOD PRICES, SELECTED PERIODS

Ton	November 1979-February 1980		May 1980-August 1980		November 1980-February 1981	
	Stumpage	F.O.B.	Stumpage	F.O.B.	Stumpage	F.O.B.
	1.40	14.60	1.00	12.50	1.30	13.45

COOPERAGE (WHITE OAK) PRICES, SELECTED PERIODS

White Oak	November 1979-February 1980		May 1980-August 1980		November 1980-February 1981	
	Stumpage	F.O.B.	Stumpage	F.O.B.	Stumpage	F.O.B.
	184	306	122	271	163	253

OFFICIAL BUSINESS



AGR-101

BULK THIRD CLASS

Timber Prices
November 1980-February 1981
April 15, 1981

MOST COMMONLY REPORTED PRICES PAID ILLINOIS TIMBER PRODUCERS, NOVEMBER 1980 - FEBRUARY 1981

PRODUCT	UNIT	Zone 1		Zone 2		Zone 3	
		Stumpage	F.O.B. Mill	Stumpage	F.O.B. Mill	Stumpage	F.O.B. Mill
<u>Dollars</u>							
1. <u>Sawtimber</u>							
Ash	M bd. ft.	50 - 200	110-300	50 - 200	110-300	50 - 150	120-300
Basswood	M bd. ft.	--	--	30 - 70	100-160	30 - 70	120-160
Beech	M bd. ft.	30	100	30 - 70	100-140	30 - 70	140
Cottonwood	M bd. ft.	30 - 50	90 -110	20 - 70	80 -140	25 - 70	75 -140
Sweet Gum	M bd. ft.	30 - 40	100-110	30 - 50	100-140	30	--
Elm & Hackberry	M bd. ft.	30 - 50	90 -120	30 - 70	80 -140	30 - 70	75 -140
Hickory	M bd. ft.	50 - 60	120-200	30 - 80	80 -200	25 - 80	75 -200
Soft Maple	M bd. ft.	50	120-125	30 -100	100-145	30 -100	120-145
Sugar Maple	M bd. ft.	50	100	40 -100	100-170	40 -100	120-170
Black Oak	M bd. ft.	50	100	30 - 70	100-150	30 - 60	80 -145
Pin Oak	M bd. ft.	30 - 50	80 -120	30 - 70	80 -130	35 - 60	80 -135
Red Oak	M bd. ft.	50 -100	100-250	40 -100	110-250	35 -100	80 -250
White Oak	M bd. ft.	50 -150	100-180	50 -150	110-250	50 -150	100-250
Yellow Poplar	M bd. ft.	100	100-180	50 - 60	150	50	--
Sycamore	M bd. ft.	30 - 50	90 -120	30 - 50	80 -140	25 - 40	80 -140
Black Walnut	M bd. ft.	200-400	400-475	200-400	450-670	200-400	500-670
Woods Run Bottomland	M bd. ft.	30 - 75	120-150	30 - 70	100-150	30 - 70	110
Woods Run Upland	M bd. ft.	40 - 85	120-160	40 - 80	100-150	40 - 80	150
<u>STATEWIDE</u>							
		Stumpage			F.O.B.		
2. <u>Face Veneer</u>							
Red Oak	M bd. ft.	150 - 350			400 - 570		
White Oak	M bd. ft.	400 - 1,125			650 - 1,800		
Walnut	M bd. ft.	600 - 2,000			1,000-4,000		
3. <u>Pulpwood</u>							
Unpeeled	Ton	1.00- 1.50			13.00-14.35		
4. <u>Cooperage</u>							
White Oak	M bd. ft.	100 - 220			200 - 320		

LOG SCALES USED BY REPORTING BUYERS		
Scale	Percent Using	
Doyle	92	
Scribner	6	
International	2	
CUSTOM SAWING BY THOSE REPORTING		
Region	Percent Reporting	Rates Reported \$/M bd. ft.
Zone 1	29	80 - 100
Zone 2	50	70 - 180
Zone 3	30	120 - 170
ILLINOIS	41	70 - 180

VOLUME OF 1980 OPERATIONS				
Size in (000) bd. ft.	Zone 1 %	Zone 2 %	Zone 3 %	All %
1 - 100	22	27	42	31
100 - 500	56	24	32	31
500 -1000	11	15	5	11
1000-3000	--	28	16	20
3000+	11	6	5	7

1. Cooperage is the manufacture of barrels.
2. Face veneer: Logs cut into thin sheets or "veneer" used mostly by the furniture builders.
3. M bd. ft. means thousand board feet.
4. Pulpwood is used in making paper, fiberboard and similar products.
5. Sawtimber refers to logs that are cut into lumber or timbers.

James R. Kendall
Agricultural Statistician in Charge

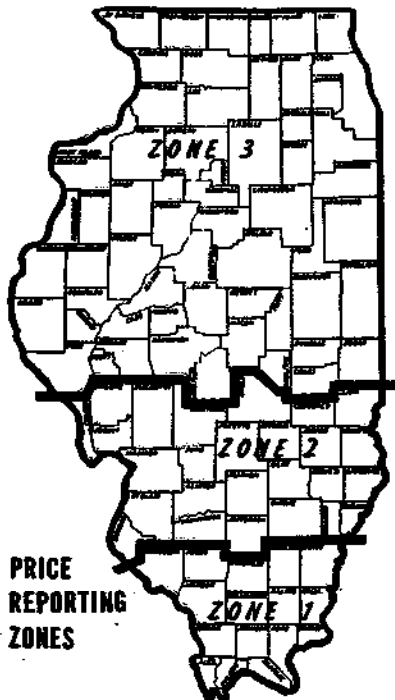
Dean Hasenmyer
Garry D. Kepley
Agricultural Statisticians

ILLINOIS TIMBER PRICES

ILLINOIS COOPERATIVE CROP REPORTING SERVICE
and
ILLINOIS DIVISION OF FORESTRY

MAY - AUGUST 1981

December 10, 1981



PRICES PAID ILLINOIS TIMBER PRODUCERS MAY 1981 THROUGH AUGUST 1981

Summer sawtimber prices paid Illinois timber growers were mixed as compared to a year earlier. Of the timber buyers reporting volume of their 1981 operations, 50% indicated their volume was under 500 thousand board feet. This was down from 53% reported a year earlier on their 1980 operations.

Illinois is divided into three price-reporting zones, based on timber resources, similarity, utilization standards and practices and soil types. Zone 1 is the Southern Unit, Zone 2 the Claypan Unit and Zone 3 the Prairie Unit. Ranges of prices for each zone are shown on the back of this report.

This report is prepared by the Illinois Cooperative Crop Reporting Service with the assistance of the Illinois Division of Forestry. The cooperation of the licensed timber buyers who participated in the survey is gratefully appreciated.

This report can be used only as a guide for determining the market value of timber. General market and economic conditions are the major price-determining factors. Certain local considerations such as accessibility, site and terrain, distance to market, size of sale, and tree size and quality also affect the price received. For technical, marketing or management assistance, contact your local State Forester, or the Division of Forestry, Illinois Department of Conservation, 600 N. Grand Ave., West, Springfield, Illinois 62706.

AVERAGE SAWTIMBER PRICES IN \$ PER M BD. FT., STUMPAGE AND F.O.B., SELECTED PERIODS

SPECIES	May 1980-August 1980		November 1980-February 1981		May 1981-August 1981	
	Stumpage	F.O.B.	Stumpage	F.O.B.	Stumpage	F.O.B.
Ash	86	172	90	173	85	185
Basswood	41	107	46	128	49	122
Beech	50	103	41	116	43	95
Cottonwood	38	98	38	105	37	101
Sweet Gum	45	108	36	112	39	100
Elm & Hackberry	43	107	40	106	43	103
Hickory	44	116	44	119	46	120
Soft Maple	47	123	51	122	48	116
Sugar Maple	45	122	59	127	56	136
Black Oak	49	115	46	115	47	115
Pin Oak	50	101	42	102	42	106
Red Oak	65	150	61	153	69	159
White Oak	94	150	88	167	87	173
Yellow Poplar	63	117	70	143	73	129
Sycamore	39	98	35	105	39	102
Black Walnut	257	481	305	557	347	567
Woods Run Bottomland	50	112	46	120	46	114
Woods Run Upland	59	113	55	125	59	118

FACE VENEER PRICES \$/M BD. FT.

Red Oak	233	483	219	455	260	525
White Oak	800	1,108	797	1,147	776	1,329
Walnut	1,039	1,844	1,275	1,748	1,227	1,667

UNPEELED PULPWOOD PRICES, SELECTED PERIODS

Ton	May 1980-August 1980		November 1980-February 1981		May 1981-August 1981	
	Stumpage	F.O.B.	Stumpage	F.O.B.	Stumpage	F.O.B.
	1.00	12.50	1.30	13.45	1.28	13.95

COOPERAGE (WHITE OAK) PRICES, SELECTED PERIODS

White Oak	May 1980-August 1980		November 1980-February 1981		May 1981-August 1981	
	Stumpage	F.O.B.	Stumpage	F.O.B.	Stumpage	F.O.B.
	122	271	163	253	142	243

Timber Prices
 May 1981-August 1981
 December 10, 1981

MOST COMMONLY REPORTED PRICES PAID ILLINOIS TIMBER PRODUCERS, MAY 1981 - AUGUST 1981

PRODUCT	UNIT	Zone 1		Zone 2		Zone 3	
		Stumpage	F.O.B. Mill	Stumpage	F.O.B. Mill	Stumpage	F.O.B. Mill
Dollars							
1. <u>Sawtimber</u>							
Ash	M bd.ft.	50 -150	85 -300	50 -150	100-360	60 -125	120-300
Basswood	M bd.ft.	35 - 45	85 -120	30 - 80	120	45 - 80	120-150
Beech	M bd.ft.	30 - 50	75 -100	40 - 60	75 -120	40 - 60	--
Cottonwood	M bd.ft.	25 - 50	75 -120	20 - 70	75 -120	20 - 60	80 -130
Sweet Gum	M bd.ft.	25 - 50	100-110	30 - 50	75 -120	30	--
Elm & Hackberry	M bd.ft.	30 - 50	75 -120	30 - 70	75 -120	30 - 60	75 -155
Hickory	M bd.ft.	25 -100	90 -200	25 - 55	80 -200	30 - 70	80 -200
Soft Maple	M bd.ft.	45 - 50	90 -120	30 - 60	100-130	30 - 70	130-140
Sugar Maple	M bd.ft.	40 - 60	90 -200	40 -125	110-200	50 -125	130-200
Black Oak	M bd.ft.	40 - 80	120	30 - 80	80 -140	30 - 60	80 -150
Pin Oak	M bd.ft.	30 - 50	85 -120	30 - 55	80 -120	40 - 55	80 -120
Red Oak	M bd.ft.	50 -115	100-250	40 -115	110-250	40 -100	90 -200
White Oak	M bd.ft.	70 -150	125-250	50 -150	110-250	60 -120	120-220
Yellow Poplar	M bd.ft.	40 -100	90 -175	50 -100	110-175	80 -100	--
Sycamore	M bd.ft.	30 - 50	75 -120	30 - 70	75 -120	20 - 70	80 -120
Black Walnut	M bd.ft.	250-500	400	200-500	400-700	200-550	300-700
Woods Run Bottomland	M bd.ft.	35 - 65	100-140	35 - 75	100-140	35 - 55	110-120
Woods Run Upland	M bd.ft.	40 -100	100-155	40 -100	110-140	50 - 80	140
STATEWIDE							
		Stumpage			F.O.B.		
2. <u>Face Veneer</u>							
Red Oak	M bd.ft.		200 - 300			500 - 600	
White Oak	M bd.ft.		485 -1,200			1,200 -1,600	
Walnut	M bd.ft.		400 -1,800			1,400 -2,000	
3. <u>Pulpwood</u>							
Unpeeled	Ton		.61 - 2.00			13.85 -14.00	
4. <u>Cooperage</u>							
White Oak	M bd.ft.		70 - 210			160 - 300	

LOG SCALES USED BY REPORTING BUYERS		
Scale	Percent Using	
Doyle	95	
Scribner	5	
International	--	
CUSTOM SAWING BY THOSE REPORTING		
Region	Percent Reporting	Rates Reported \$/M bd.ft.
Zone 1	33	80 - 100
Zone 2	54	70 - 180
Zone 3	24	120 - 250
ILLINOIS	40	70 - 250

VOLUME OF 1981 OPERATIONS				
Size in (000) bd.ft.	Zone 1	Zone 2	Zone 3	All
	%	%	%	%
1 - 100	30	14	39	25
100 - 500	20	31	17	25
500 -1000	10	24	17	19
1000-3000	--	28	16	19
3000+	40	3	11	12

1. Cooperage is the manufacture of barrels.
2. Face veneer: Logs cut into thin sheets or "veneer" used mostly by the furniture builders.
3. M bd.ft. means thousand board feet.
4. Pulpwood is used in making paper, fiberboard and similar products.
5. Sawtimber refers to logs that are cut into lumber or timbers.

James R. Kendall
 Agricultural Statistician in Charge

Dean Hasenmyer
 Garry D. Kopley
 Agricultural Statisticians

ILLINOIS TIMBER PRICES SURVEY

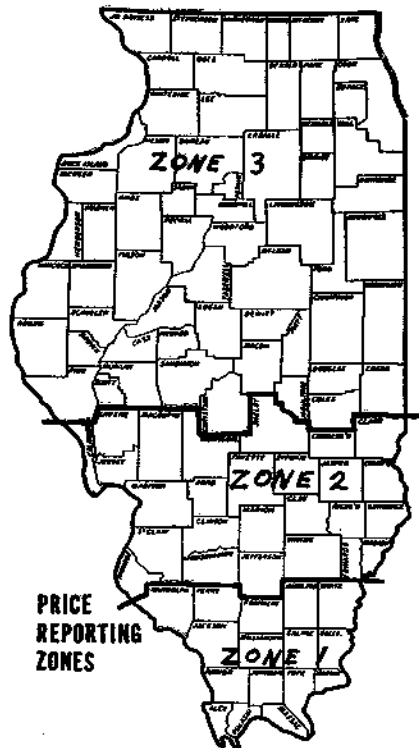
ILLINOIS COOPERATIVE CROP REPORTING SERVICE

AND

THE ILLINOIS DIVISION OF FOREST RESOURCES AND NATURAL HERITAGE

MAY - AUGUST 1982

December 14, 1982



PRICES PAID ILLINOIS TIMBER PRODUCERS MAY 1982 THROUGH AUGUST 1982

Summer sawtimber prices paid Illinois timber growers were generally mixed as compared to a year earlier for stumpage but mostly lower for FOB. Of the timber buyers reporting volume of their 1982 operations, 67% indicated their volume was under 500 thousand board feet. This was up from 50% reported a year earlier on their 1981 operations.

Illinois is divided into three price-reporting zones, based on timber resources, similarity, utilization standards and practices and soil types. Zone 1 is the Southern Unit, Zone 2 the Claypan Unit and Zone 3 the Prairie Unit. Ranges of prices for each zone are shown on the back of this report.

This report is prepared by the Illinois Cooperative Crop Reporting Service with the assistance of the Illinois Division of Forest Resources and Natural Heritage. Unless otherwise indicated, prices shown in this report are prices reported by licensed timber buyers. The cooperation of those timber buyers who participated in the survey is gratefully appreciated.

This report can be used only as a guide for determining the market value of timber. General market and economic conditions are the major price-determining factors. Certain local considerations such as accessibility, site and terrain, distance to market, size of sale, and tree size and quality also affect the price received. For technical, marketing or management assistance, contact your local State Forester, or the Division of Forest Resources and Natural Heritage, Illinois Department of Conservation, 600 N. Grand Avenue, West, Springfield, Illinois 62706.

AVERAGE SAWTIMBER PRICES IN \$ PER M BD. FT., STUMPAGE AND F.O.B. SELECTED PERIODS

SPECIES	May 1981-August 1981		November 1981-February 1982		May 1982-August 1982	
	Stumpage	F.O.B.	Stumpage	F.O.B.	Stumpage	F.O.B.
Ash	85	185	79	170	86	175
Basswood	49	122	48	119	51	129
Beech	43	95	40	106	39	95
Cottonwood	37	101	35	101	37	100
Sweet Gum	39	100	40	103	39	100
Elm & Hackberry	43	103	41	108	41	100
Hickory	46	120	48	117	44	108
Soft Maple	48	116	50	122	52	129
Sugar Maple	56	136	55	120	57	121
Black Oak	47	115	51	117	57	114
Pin Oak	42	106	43	105	50	106
Red Oak	69	159	69	155	78	158
White Oak	87	173	79	153	84	166
Yellow Poplar	73	129	60	125	68	113
Sycamore	39	102	36	102	37	97
Black Walnut	347	567	316	489	305	481
Woods Run Bottomland	46	114	46	117	48	113
Woods Run Upland	59	118	55	125	60	113
FACE VENEER PRICES, \$ PER M BD. FT.						
Red Oak	260	525	226	369	249	448
White Oak	776	1,329	740	1,328	795	1,449
Walnut	1,227	1,667	1,190	1,913	1,229	1,784
UNPEELED PULFWOOD PRICES, \$ PER TON, SELECTED PERIODS						
Ton	May 1981-August 1981		November 1981-February 1982		MAY 1982-August 1982	
	Stumpage	F.O.B.	Stumpage	F.O.B.	Stumpage	F.O.B.
	1.28	13.95	1.35	13.68	1.48	13.56
COOPRAGE PRICES, \$ PER M BD. FT., STUMPAGE AND F.O.B., SELECTED PERIODS						
White Oak	May 1981-August 1981		November 1981-February 1982		MAY 1982-August 1982	
	Stumpage	F.O.B.	Stumpage	F.O.B.	Stumpage	F.O.B.
	142	243	127	247	126	265

Timber Prices
May 1982-August 1982
December 14, 1982

MOST COMMONLY REPORTED PRICES PAID ILLINOIS TIMBER PRODUCERS, MAY 1982-AUGUST 1982

PRODUCT	UNIT	Zone 1		Zone 2		Zone 3	
		Stumpage	F.O.B.Mill	Stumpage	F.O.B.Mill	Stumpage	F.O.B.Mill
Dollars							
1. Sawtimber							
Ash	M bd.ft.	40 -175	85 -275	40 -180	100-340	40 -120	110-230
Basswood	M bd.ft.	45 - 62	-	30 - 70	100-120	30 - 80	100-160
Beech	M bd.ft.	30 - 62	80 -110	30 - 50	80 -120	30	80
Cottonwood	M bd.ft.	20 - 50	80 -110	20 - 60	80 -120	20 - 60	75 -130
Sweet Gum	M bd.ft.	25 - 62	80 -115	30 - 40	80 -120	30 - 40	110
Elm & Hackberry	M bd.ft.	25 - 62	80 -130	20 - 70	80 -130	25 - 70	75 -130
Hickory	M bd.ft.	25 - 62	80 -150	25 - 90	80 -130	25 - 90	80 -130
Soft Maple	M bd.ft.	40 - 62	90 -160	35 -100	100-170	30 -100	100-170
Sugar Maple	M bd.ft.	40 - 80	80 -170	40 -100	80 -170	35 -100	100-170
Black Oak	M bd.ft.	40 - 80	85 -150	30 - 60	100-120	50 - 80	100-150
Pin Oak	M bd.ft.	30 - 80	85 -140	30 - 60	80 -120	40 - 80	80 -135
Red Oak	M bd.ft.	40 -125	90 -250	40 -120	100-230	40 -125	100-250
White Oak	M bd.ft.	40 -150	100-250	40 -150	100-250	40 -150	120-250
Yellow Poplar	M bd.ft.	40 -100	80 -170	40 -100	80 -170	40 -100	80 -170
Sycamore	M bd.ft.	20 - 62	80 -100	20 - 60	80 -120	20 - 50	80 -120
Black Walnut	M bd.ft.	150-500	300-800	150-500	300-600	150-550	300-750
Woods Run Bottomland	M bd.ft.	30 -100	100-140	30 - 80	100-125	30 - 90	100-150
Woods Run Upland	M bd.ft.	40 -100	100-150	30 -100	100-120	30 -100	100-150
STATEWIDE							
		Stumpage		F.O.B.			
2. Face Veneer							
Red Oak	M bd.ft.		175- 350			250- 600	
White Oak	M bd.ft.		300-1,200			750-2,000	
Walnut	M bd.ft.		400-2,000			1,000-2,500	
3. Pulpwood							
Unpeeled	Ton		.75- 2.00			12.13-15.00	
4. Cooperage							
White Oak	M bd.ft.		80- 200			210- 350	

LOG SCALES USED BY REPORTING BUYERS		
Scale	Percent Using	
Doyle	96	
Scribner	3	
International	1	
CUSTOM SAWING BY THOSE REPORTING		
Region	Percent Reporting	Rates Reported \$/M bd.ft.
Zone 1	23	100 -150
Zone 2	35	70 -250
Zone 3	26	100 -250
ILLINOIS	31	70 -250

VOLUME OF 1982 OPERATIONS					
Size in (000)bd.ft.	Zone 1	Zone 2	Zone 3	All	
	%	%	%	%	
1- 100	35	24	38	31	
100- 500	27	44	32	36	
500-1000	11	16	8	13	
1000-3000	19	11	19	15	
3000+	8	5	3	5	

Cooperage is the manufacture of barrels. Face veneer: Logs cut into thin sheets or "veneer" used mostly by furniture builders. Pulpwood is used in making paper, fiberboard, and similar products. M bd.ft. means thousand board feet. Sawtimber refers to logs that are cut into lumber or timbers.

MARKED TIMBER SALES - MAY 1982-AUGUST 1982	
	STATEWIDE STUMPAGE*
Woods Run Upland	\$62 - 146/M
Woods Run Bottomland	insufficient data
*Prices supplied by seller.	

Fred S. Barrett
Agricultural Statistician in Charge

Dean Hasenmyer
Corry D. Kopley
Agricultural Statisticians

ILLINOIS TIMBER PRICES

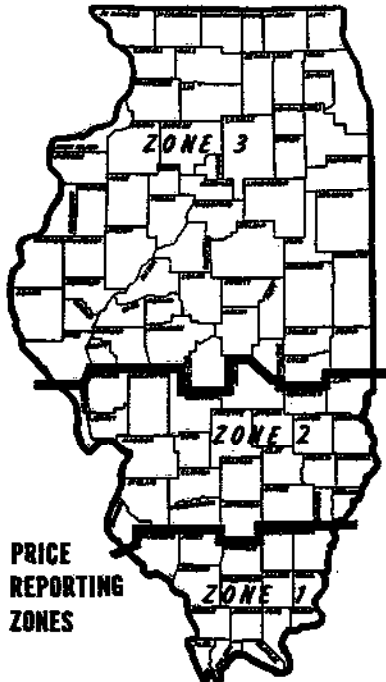
ILLINOIS COOPERATIVE CROP REPORTING SERVICE

AND

NOVEMBER 1981-FEBRUARY 1982

ILLINOIS DIVISION OF FOREST RESOURCES AND NATURAL HERITAGE

May 26, 1982



PRICES PAID ILLINOIS TIMBER PRODUCERS NOVEMBER 1981 THROUGH FEBRUARY 1982

Winter sawtimber prices paid Illinois timber growers were mixed as compared to a year earlier. Of the timber buyers reporting volume of their 1981 operations, 70% indicated their volume was under 500 thousand board feet. This was up from 62% reported a year earlier on their 1980 operations.

Illinois is divided into three price-reporting zones, based on timber resources, similarity, utilization standards and practices and soil types. Zone 1 is the Southern Unit, Zone 2 the Claypan Unit and Zone 3 the Prairie Unit. Ranges of prices for each zone are shown on the back of this report.

This report is prepared by the Illinois Cooperative Crop Reporting Service with the assistance of the Illinois Division of Forest Resources and Natural Heritage. The cooperation of the licensed timber buyers who participated in the survey is gratefully appreciated.

This report can be used only as a guide for determining the market value of timber. General market and economic conditions are the major price-determining factors. Certain local considerations such as accessibility, site and terrain, distance to market, size of sale, and tree size and quality also affect the price received. For technical, marketing or management assistance, contact your local State Forester, or the Division of Forest Resources and Natural Heritage, Illinois Department of Conservation, 600 N. Grand Avenue, West, Springfield, Illinois 62706.

AVERAGE SAWTIMBER PRICES IN \$ PER M BD. FT., STUMPAGE AND F.O.B., SELECTED PERIODS

SPECIES	November 1980-February 1981		May 1981-August 1981		November 1981-February 1982	
	Stumpage	F.O.B.	Stumpage	F.O.B.	Stumpage	F.O.B.
Ash	90	173	85	185	79	170
Basswood	46	126	49	122	48	119
Beech	41	116	43	95	40	106
Cottonwood	38	106	37	101	35	101
Sweet Gum	38	112	39	100	40	103
Elm & Hackberry	40	106	43	103	41	108
Hickory	44	119	46	120	48	117
Soft Maple	51	122	48	116	50	122
Sugar Maple	59	127	56	136	55	120
Black Oak	46	115	47	115	51	117
Pin Oak	42	102	42	106	43	106
Red Oak	61	163	69	169	69	166
White Oak	88	167	87	173	79	153
Yellow Poplar	70	143	73	129	60	125
Sycamore	35	106	39	102	36	102
Black Walnut	305	667	347	667	316	489
Woods Run Bottomland	46	120	46	114	46	117
Woods Run Upland	55	125	59	118	55	125

FACE VENEER PRICES \$/M BD. FT.

Red Oak	219	455	260	526	226	369
White Oak	797	1,147	776	1,329	740	1,323
Walnut	1,275	1,748	1,227	1,667	1,190	1,913

UNPEELED PULPWOOD PRICES, SELECTED PERIODS

Ton	November 1980-February 1981		May 1981-August 1981		November 1981-February 1982	
	Stumpage	F.O.B.	Stumpage	F.O.B.	Stumpage	F.O.B.
	1.30	13.45	1.28	13.95	1.55	13.68

COOPERAGE (WHITE OAK) PRICES, SELECTED PERIODS

White Oak	November 1980-February 1981		May 1981-August 1981		November 1981-February 1982	
	Stumpage	F.O.B.	Stumpage	F.O.B.	Stumpage	F.O.B.
	163	253	142	243	127	247

Timber Prices
November 1981-February 1982
May 26, 1982

MOST COMMONLY REPORTED PRICES PAID ILLINOIS TIMBER PRODUCERS, NOVEMBER 1981-FEBRUARY 1982

PRODUCT	UNIT	Zone 1		Zone 2		Zone 3	
		Stumpage	F. O. B. Mill	Stumpage	F. O. B. Mill	Stumpage	F. O. B. Mill
Dollars							
1. Sawtimber							
Ash	M bd. ft.	40 -150	90 -250	40 -150	100-300	40 -110	120-282
Basswood	M bd. ft.	30 - 40	90 -100	30 - 80	90 -150	30 - 80	90 -160
Beech	M bd. ft.	30 - 40	85 -100	30 - 50	90 -120	40 - 50	100-130
Cottonwood	M bd. ft.	25 - 50	75 -110	20 - 70	80 -120	20 - 65	70 -130
Sweet Gum	M bd. ft.	25 - 45	75 -110	25 - 70	90 -120	25 - 50	100
Elm & Hackberry	M bd. ft.	20 - 50	80 -110	20 - 70	80 -120	20 - 80	100-130
Hickory	M bd. ft.	30 - 75	80 -150	25 -100	80 -170	25 - 80	75 -170
Soft Maple	M bd. ft.	30 - 50	90 -120	30 - 75	100-150	30 -100	100-160
Sugar Maple	M bd. ft.	30 - 40	90 -120	30 -100	90 -150	35 -100	75 -170
Black Oak	M bd. ft.	30 - 65	90 -110	30 - 80	100-150	40 - 85	120-150
Pin Oak	M bd. ft.	30 - 45	80 -110	30 - 70	80 -130	30 - 80	80 -130
Red Oak	M bd. ft.	40 -100	95 -200	35 -120	100-250	40 -120	100-250
White Oak	M bd. ft.	40 -100	100-200	40 -150	100-230	40 -150	120-254
Yellow Poplar	M bd. ft.	40 - 80	90 -150	40 -110	100-180	40 - 70	100-180
Sycamore	M bd. ft.	20 - 45	80 -112	20 - 70	80 -120	20 - 50	80 -125
Black Walnut	M bd. ft.	150-500	200-600	150-500	200-800	200-500	300-800
Woods Run Bottomland	M bd. ft.	30 - 75	100-150	30 - 70	100-150	30 -100	100-125
Woods Run Upland	M bd. ft.	30 - 90	100-160	30 - 80	100-160	35 -100	100-140
STATEWIDE							
		Stumpage		F. O. B.			
2. Face Veneer							
Red Oak	M bd. ft.		150 - 350			200 - 500	
White Oak	M bd. ft.		300 -1,200			910 -2,000	
Walnut	M bd. ft.		500 -2,000			600 -4,800	
3. Pulpwood							
Unpeeled	Ton		1.00 - 4.00			12.00 -15.35	
4. Cooperage							
White Oak	M bd. ft.		75 - 200			175 - 300	

LOG SCALES USED BY REPORTING BUYERS		
Scale	Percent Using	
Doyle	94	
Scribner	2	
International	4	
CUSTOM SAWING BY THOSE REPORTING		
Region	Percent Reporting	Rates Reported \$/M bd. ft.
Zone 1	35	85 - 120
Zone 2	45	70 - 250
Zone 3	39	120 - 250
ILLINOIS	40	70 - 250

VOLUME OF 1981 OPERATIONS				
Size in (000) bd. ft.	Zone 1	Zone 2	Zone 3	All
	%	%	%	%
1 - 100	23	33	33	31
100 - 500	50	42	31	39
500 -1000	12	13	13	12
1000-3000	--	12	10	9
3000+	15	--	13	9

1. Cooperage is the manufacture of barrels.
2. Face veneer: Logs cut into thin sheets or "veneer" used mostly by the furniture builders.
3. M bd. ft. means thousand board feet.
4. Pulpwood is used in making paper, fiberboard and similar products.
5. Sawtimber refers to logs that are cut into lumber or timbers.

James R. Kendall
Agricultural Statistician in Charge

Dean Hasenmyer
Garry D. Kopley
Agricultural Statisticians

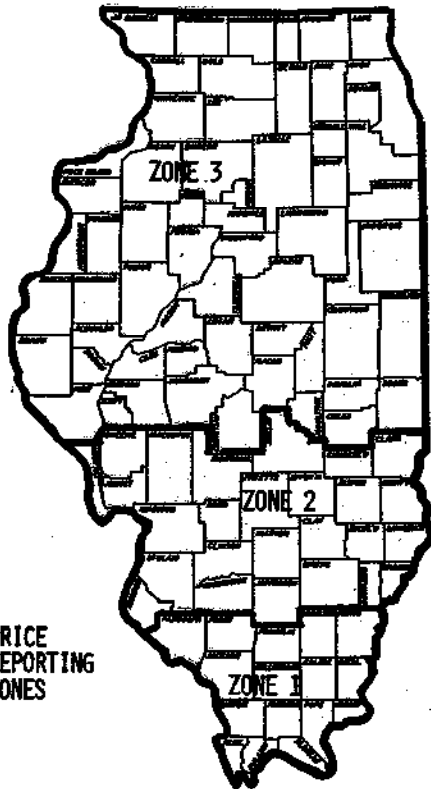
ILLINOIS TIMBER PRICES SURVEY

ILLINOIS COOPERATIVE CROP REPORTING SERVICE
AND

MAY - AUGUST 1983

THE ILLINOIS DIVISION OF FOREST RESOURCES AND NATURAL HERITAGE

December 20, 1983



PRICE
REPORTING
ZONES

PRICES PAID ILLINOIS TIMBER PRODUCERS MAY 1983 THROUGH AUGUST 1983

Summer sawtimber prices paid Illinois timber growers were generally mixed as compared to a year earlier for stumpage but mostly higher for F.O.B. Of the timber buyers reporting volume of their 1983 operations, 62% indicated their volume was under 500 thousand board feet. This was down from 67% reported a year earlier on their 1982 operations.

Illinois is divided into three price-reporting zones, based on timber resources, similarity, utilization standards and practices and soil types. Zone 1 is the Southern Unit, Zone 2 the Claypan Unit and Zone 3 the Prairie Unit. Ranges of prices for each zone are shown on the back of this report.

This report is prepared by the Illinois Cooperative Crop Reporting Service with the assistance of the Illinois Division of Forest Resources and Natural Heritage. Unless otherwise indicated, prices shown in this report are prices reported by licensed timber buyers. The cooperation of those timber buyers who participated in the survey is gratefully appreciated.

This report can be used only as a guide for determining the market value of timber. General market and economic conditions are the major price-determining factors. Certain local considerations such as accessibility, site and terrain, distance to market, size of sale, and tree size and quality also affect the price received. For technical, marketing or management assistance, contact your local State Forester, or the Division of Forest Resources and Natural Heritage, Illinois Department of Conservation, 600 No. Grand Avenue, West, Springfield, Illinois 62706.

AVERAGE SAWTIMBER PRICES IN \$ PER M BD. FT., STUMPAGE AND F.O.B. SELECTED PERIODS

SPECIES	May 1982-August 1982		November 1982-February 1983		May 1983-August 1983	
	Stumpage	F.O.B.	Stumpage	F.O.B.	Stumpage	F.O.B.
Ash	86	175	73	195	94	184
Basswood	51	129	50	127	51	122
Beech	39	95	46	85	39	109
Cottonwood	37	100	31	98	36	102
Sweet Gum	39	100	42	97	38	104
Elm & Hackberry	41	100	35	103	38	108
Hickory	44	108	39	113	42	113
Soft Maple	52	129	46	131	53	126
Sugar Maple	57	121	51	123	53	123
Black Oak	57	114	51	122	69	140
Pin Oak	50	106	43	104	44	108
Red Oak	78	158	72	158	89	160
White Oak	84	166	76	162	96	158
Yellow Poplar	68	113	55	108	53	114
Sycamore	37	97	34	101	37	100
Black Walnut	305	481	287	460	274	436
Woods Run Bottomland	48	113	41	112	50	116
Woods Run Upland	60	113	58	114	67	133
FACE VOLUME PRICES \$ PER M BD. FT.						
Red Oak	249	448	227	417	265	633
White Oak	795	1,449	793	1,260	806	1,370
Walnut	1,229	1,784	1,185	2,024	1,331	1,875
UNPEELED PULPWOOD PRICES, \$ PER TON, SELECTED PERIODS						
Ton	May 1982-August 1982		November 1982-February 1983		May 1983-August 1983	
	Stumpage	F.O.B.	Stumpage	F.O.B.	Stumpage	F.O.B.
	1.48	13.56	1.57	--	1.45	12.95
COOPERAGE PRICES, \$ PER M BD. FT., STUMPAGE AND F.O.B. SELECTED PERIODS						
White Oak	May 1982-August 1982		November 1982-February 1983		May 1983-August 1983	
	Stumpage	F.O.B.	Stumpage	F.O.B.	Stumpage	F.O.B.
	126	265	122	239	130	250

NON PROFIT ORG.
U.S. POSTAGE
PAID
SPRINGFIELD, IL
PERMIT NO. 600

Timber Prices
May 1983-August 1983
December 20, 1983

MOST COMMONLY REPORTED PRICES PAID ILLINOIS TIMBER PRODUCERS, MAY 1983-AUGUST 1983

PRODUCT	UNIT	Zone 1		Zone 2		Zone 3	
		Stumpage	F.O.B.Mill	Stumpage	F.O.B.Mill	Stumpage	F.O.B.Mill
Dollars							
1. Sawtimber							
Ash	M bd.ft.	40 -133	90 -300	50 -150	100-300	62 -150	100-250
Basswood	M bd.ft.	30 - 50	90 -150	30 - 60	100-150	30 -100	100-150
Beech	M bd.ft.	30 - 50	90 -120	30 - 40	100-120	30 - 40	120
Cottonwood	M bd.ft.	25 - 50	75 -120	20 - 60	80 -130	20 - 50	75 -135
Sweet Gum	M bd.ft.	30 - 50	70 -120	30 - 40	70 -120	30	120
Elm & Hackberry	M bd.ft.	20 - 50	80 -120	20 - 50	80 -130	30 - 50	75 -130
Hickory	M bd.ft.	30 - 75	90 -150	30 - 60	80 -150	30 - 60	75 -150
Soft Maple	M bd.ft.	30 - 60	90 -150	30 - 70	100-180	30 -100	100-180
Sugar Maple	M bd.ft.	30 - 60	90 -150	30 - 60	100-150	40 -100	125-150
Black Oak	M bd.ft.	40 -100	90 -200	40 -110	100-200	40 -110	100-200
Pin Oak	M bd.ft.	30 - 50	75 -120	30 - 50	100-130	30 - 80	75 -135
Red Oak	M bd.ft.	40 -150	90 -250	40 -150	110-250	60 -120	90 -250
White Oak	M bd.ft.	50 -150	100-250	40 -150	110-250	70 -150	90 -250
Yellow Poplar	M bd.ft.	40 - 60	80 -150	50	110-150	70	150
Sycamore	M bd.ft.	25 - 50	75 -120	20 - 50	80 -120	30 - 40	75 -120
Black Walnut	M bd.ft.	200-400	400-650	150-450	300-650	150-450	312-650
Woods Run Bottomland	M bd.ft.	30 -100	100-150	30 - 80	100-160	30 -100	150
Woods Run Upland	M bd.ft.	30 -100	100-200	40 -110	110-200	80 -110	155
STATEWIDE							
		Stumpage		F.O.B.			
2. Face Veneer							
Red Oak	M bd.ft.		150 - 350			500 - 700	
White Oak	M bd.ft.		400 -1,200			1,000-1,900	
Walnut	M bd.ft.		500 -2,000			900 -3,000	
3. Pulpwood							
Unpeeled	Ton		1.00 - 2.00			10.00-14.75	
4. Cooperage							
White Oak	M bd.ft.		100 - 150			250	

LOG SCALES USED BY REPORTING BUYERS		
Scale	Percent Using	
Doyle	96	
Scribner	2	
International	2	
CUSTOM SAWING BY THOSE REPORTING		
Region	Percent Reporting	Rates Reported
		\$/M bd.ft.
Zone 1	21	100
Zone 2	43	80 -200
Zone 3	32	125-250
ILLINOIS	31	80 -250

VOLUME OF 1983 OPERATIONS				
Size in (000)bd.ft.	Zone 1	Zone 2	Zone 3	All
1 - 100	28	35	29	30
100 - 500	32	38	25	32
500 -1000	9	8	8	9
1000-3000	9	11	17	12
3000+	22	8	21	17

Cooperage is the manufacture of barrels. Face veneer: Logs cut into thin sheets or "veneer" used mostly by furniture builders. Pulpwood is used in making paper, fiberboard, and similar products. M bd.ft. means thousand board feet. Sawtimber refers to logs that are cut into lumber or timbers.

MARKED TIMBER SALES - MAY 1983 - AUGUST 1983	
STATEWIDE STUMPAGE*	
Woods Run Upland	\$37 - \$366/M bd. ft.
Woods Run Bottomland	\$41 - \$116/M bd. ft.

*Prices supplied to District Foresters by seller, may include some veneer.

Fred S. Barrett
Agricultural Statistician in Charge

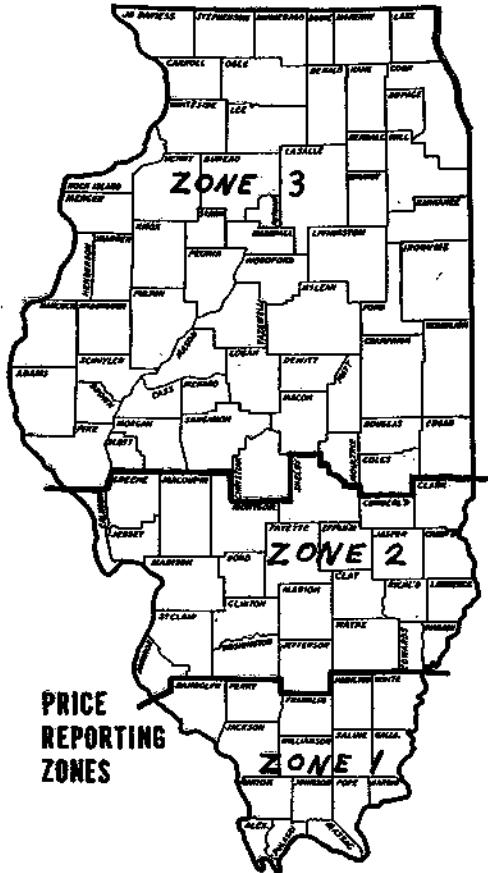
Dean Hasenwayer
Garry D. Kopley
Agricultural Statisticians

ILLINOIS TIMBER PRICES

ILLINOIS COOPERATIVE CROP REPORTING SERVICE
AND
THE ILLINOIS DIVISION OF FOREST RESOURCES AND NATURAL HERITAGE

NOVEMBER 1982-FEBRUARY 1983

June 23, 1983



PRICES PAID ILLINOIS TIMBER PRODUCERS NOVEMBER 1982 THROUGH FEBRUARY 1983

Winter sawtimber prices paid Illinois timber growers were mostly lower compared to a year earlier. Of the timber buyers reporting volume of their 1982 operations, 63% indicated their volume was under 500 thousand board feet. This was down from 70% reported a year earlier on their 1981 operations.

Illinois is divided into three price-reporting zones, based on timber resources, similarity, utilization standards and practices and soil types. Zone 1 is the Southern Unit, Zone 2 the Claypan Unit and Zone 3 the Prairie Unit. Ranges of prices for each zone are shown on the back of this report.

This report is prepared by the Illinois Cooperative Crop Reporting Service with the assistance of the Illinois Division of Forest Resources and Natural Heritage. Unless otherwise indicated, prices shown in this report are prices reported by licensed timber buyers. The cooperation of those timber buyers who participated in the survey is gratefully appreciated.

This report can be used only as a guide for determining the market value of timber. General market and economic conditions are the major price-determining factors. Certain local considerations such as accessibility, site and terrain, distance to market, size of sale, and tree size and quality also affect the price received. For technical, marketing or management assistance, contact your local State Forester, or the Division of Forest Resources and Natural Heritage, Illinois Department of Conservation, 600 No. Grand Avenue, West, Springfield, Illinois 62706.

AVERAGE SAWTIMBER PRICES IN \$ PER M BD. FT., STUMPAGE AND F.O.B. SELECTED PERIODS

SPECIES	November 1981-February 1982		May 1982-August 1982		November 1982-February 1983	
	Stumpage	F.O.B.	Stumpage	F.O.B.	Stumpage	F.O.B.
Ash	79	170	86	175	73	195
Basswood	48	119	51	129	50	127
Beech	40	106	39	95	46	85
Cottonwood	35	101	37	100	31	98
Sweet Gum	40	103	39	100	42	97
Elm & Hackberry	41	108	41	100	35	103
Hickory	48	117	44	108	39	113
Soft Maple	50	122	52	129	46	131
Sugar Maple	55	120	57	121	51	123
Black Oak	51	117	57	114	51	122
Pin Oak	43	105	50	106	43	104
Red Oak	69	155	78	158	72	158
White Oak	79	153	84	166	76	162
Yellow Poplar	60	125	68	113	55	108
Sycamore	36	102	37	97	34	101
Black Walnut	316	489	305	481	287	460
Woods Run Bottomland	46	117	48	113	41	112
Woods Run Upland	55	125	60	113	58	114

FACE VENEER PRICES \$ PER M BD. FT.

	November 1981-February 1982	May 1982-August 1982	November 1982-February 1983
Red Oak	226	249	227
White Oak	740	795	793
Walnut	1,190	1,229	1,185
	F.O.B. 1,913	F.O.B. 1,784	F.O.B. 2,024

UNPEELED PULFWOOD PRICES, \$ PER TON, SELECTED PERIODS

Ton	November 1981-February 1982		May 1982-August 1982		November 1982-February 1983	
	Stumpage	F.O.B.	Stumpage	F.O.B.	Stumpage	F.O.B.
	1.55	13.68	1.48	13.56	1.57	--

COOPRAGE PRICES, \$ PER M BD. FT., STUMPAGE AND F.O.B. SELECTED PERIODS

	November 1981-February 1982	May 1982-August 1982	November 1982-February 1983
	Stumpage	Stumpage	Stumpage
	F.O.B.	F.O.B.	F.O.B.

NON PROFIT ORG.
U.S. POSTAGE
PAID
SPRINGFIELD, IL
PERMIT NO. 600

Timber Prices
November 1982-February 1983
June 23, 1983

MOST COMMONLY REPORTED PRICES PAID ILLINOIS TIMBER PRODUCERS, NOVEMBER 1982-FEBRUARY 1983

PRODUCT	UNIT	Zone 1		Zone 2		Zone 3	
		Stumpage	F.O.B.Mill	Stumpage	F.O.B.Mill	Stumpage	F.O.B.Mill
Dollars							
1. Sawtimber							
Ash	M bd.ft.	40 -150	100-300	50 -150	100-350	40 -150	120-350
Basswood	M bd.ft.	40 - 60	100-120	30 - 70	100-130	30 - 80	100-150
Beech	M bd.ft.	40	75 - 80	30 - 40	75 -100	30 - 75	100
Cottonwood	M bd.ft.	20 - 50	70 -100	20 - 50	70 -130	20 - 50	75 -130
Sweet Gum	M bd.ft.	30 - 50	70 -125	40 - 50	80 -125	-	-
Elm & Hackberry	M bd.ft.	30 - 50	75 -125	20 - 50	75 -125	20 - 75	75 -130
Hickory	M bd.ft.	30 - 50	80 -200	30 - 50	80 -200	25 - 60	75 -200
Soft Maple	M bd.ft.	30 - 50	100-110	30 - 80	110-170	30 -100	113-170
Sugar Maple	M.bd.ft.	35 - 40	80 -100	40 - 80	85 -150	30 -100	100-160
Black Oak	M bd.ft.	40 - 75	80 -150	30 - 70	80 -130	30 - 80	120-150
Pin Oak	M bd.ft.	30 - 50	75 -110	30 - 50	75 -130	30 - 80	75 -140
Red Oak	M bd.ft.	40 -125	85 -250	50 -125	100-250	40 -120	100-250
White Oak	M bd.ft.	50 -150	100-250	40 -150	100-250	40 -150	100-250
Yellow Poplar	M bd.ft.	40 - 85	80 -110	40 - 85	85 -180	60 - 70	80 -180
Sycamore	M bd.ft.	30 - 50	75 -110	30 - 50	80 -120	20 - 40	75 -130
Black Walnut	M bd.ft.	200-400	300-500	150-500	300-750	150-500	300-720
Woods Run Bottomland	M bd.ft.	30 - 50	100-110	30 - 60	100-120	30 - 60	100-145
Woods Run Upland	M.bd.ft.	40 - 70	100-120	30 -100	100-120	35 -100	100-150
STATEWIDE							
		Stumpage				F.O.B.	
2. Face Veneer							
Red Oak	M bd.ft.		150 - 350			250 - 600	
White Oak	M bd.ft.		300 -1,200			750 -2,000	
Walnut	M bd.ft.		450 -2,000			900 -4,000	
3. Pulpwood							
Unpeeled	Ton		1.00- 2.50			-	
4. Cooperage							
White Oak	M bd.ft.		83 - 150			200 - 300	

LOG SCALES USED BY REPORTING BUYERS		
Scale	Percent Using	
Doyle	95	
Scribner	2	
International	3	
CUSTOM SAWING BY THOSE REPORTING		
Region	Percent Reporting	Rates Reported
		\$/M bd.ft.
Zone 1	20	100
Zone 2	43	70 -200
Zone 3	31	110-240
ILLINOIS	34	70 -240

VOLUME OF 1982 OPERATIONS				
Size in (000)bd.ft.	Zone 1	Zone 2	Zone 3	All
	%	%	%	%
1 - 100	20	32	40	32
100 - 500	47	35	10	31
500 -1000	7	14	17	12
1000-3000	0	14	23	14
3000+	27	5	10	11

Cooperage is the manufacture of barrels. Face veneer: Logs cut into thin sheets or "veneer" used mostly by furniture builders. Pulpwood is used in making paper, fiberboard, and similar products. M bd.ft. means thousand board feet. Sawtimber refers to logs that are cut into lumber or timbers.

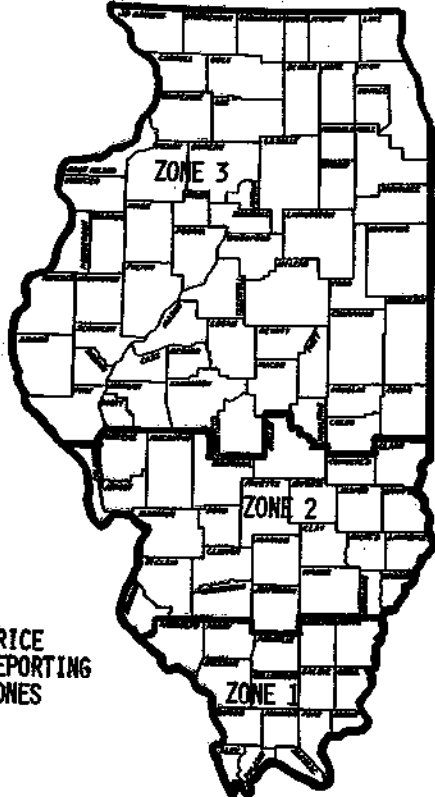
MARKED TIMBER SALES - NOVEMBER 1982-FEBRUARY 1983	
Woods Run Upland	STATEWIDE STUMPAGE* \$67 - 186/M
Woods Run Bottomland	Insufficient data
*Prices supplied to District Foresters by seller, may include some veneer.	

ILLINOIS TIMBER PRICES SURVEY

ILLINOIS COOPERATIVE CROP REPORTING SERVICE
AND

MAY - AUGUST 1984

THE ILLINOIS DIVISION OF FOREST RESOURCES AND NATURAL HERITAGE



PRICE REPORTING ZONES

December 4, 1984

PRICES PAID ILLINOIS TIMBER PRODUCERS MAY 1984 THROUGH AUGUST 1984

Summer sawtimber prices paid Illinois timber growers were generally higher than a year earlier for both stumpage and FOB. Of the timber buyers reporting volume of their 1984 operations, 58% indicated their volume was under 500 thousand board feet. This was down from 62% reported a year earlier on their 1983 operations.

Illinois is divided into three price-reporting zones, based on timber resources, similarity, utilization standards and practices and soil types. Zone 1 is the Southern Unit, Zone 2 the Claypan Unit and Zone 3 the Prairie Unit. Ranges of prices for each zone are shown on the back of this report.

This report is prepared by the Illinois Cooperative Crop Reporting Service with the assistance of the Illinois Division of Forest Resources and Natural Heritage. Unless otherwise indicated, prices shown in this report are prices reported by licensed timber buyers. The cooperation of those timber buyers who participated in the survey is gratefully appreciated.

This report can be used only as a guide for determining the market value of timber. General market and economic conditions are the major price-determining factors. Certain local considerations such as accessibility, site and terrain, distance to market, size of sale, and tree size and quality also affect the price received. For technical, marketing or management assistance, contact your local State Forester, or the Division of Forest Resources and Natural Heritage, Illinois Department of Conservation, 600 No. Grand Avenue, West, Springfield, Illinois 62706.

AVERAGE SAWTIMBER PRICES IN \$ PER M BD. FT., STUMPAGE AND F.O.B. SELECTED PERIODS

SPECIES	May 1983-August 1983		November 1983-February 1984		May 1984-August 1984	
	Stumpage	F.O.B.	Stumpage	F.O.B.	Stumpage	F.O.B.
Ash	94	184	92	185	105	228
Basswood	51	122	54	123	61	125
Beech	39	109	44	114	44	96
Cottonwood	36	102	36	103	38	104
Sweet Gum	38	104	44	113	42	106
Elm & Hackberry	38	108	41	108	43	109
Hickory	42	113	46	121	48	123
Soft Maple	53	126	48	124	52	126
Sugar Maple	53	123	53	123	54	118
Black Oak	69	140	68	129	78	122
Pin Oak	44	108	44	109	49	119
Red Oak	89	160	95	172	105	177
White Oak	96	158	93	178	101	180
Yellow Poplar	53	114	66	127	62	122
Sycamore	37	100	38	108	39	113
Black Walnut	274	436	318	480	276	438
Woods Run Bottomland	50	116	52	119	54	122
Woods Run Upland	67	133	61	136	72	128

FACE VENEER PRICES \$ PER M BD. FT.

	May 1983-August 1983		November 1983-February 1984		May 1984-August 1984	
	Stumpage	F.O.B.	Stumpage	F.O.B.	Stumpage	F.O.B.
Red Oak	265	633	250	507	289	631
White Oak	806	1,370	829	1,400	864	1,349
Walnut	1,331	1,875	1,224	1,856	1,426	1,713

UNPEELED PULPWOOD PRICES, \$ PER TON, SELECTED PERIODS

Ton	May 1983-August 1983		November 1983-February 1984		May 1984-August 1984	
	Stumpage	F.O.B.	Stumpage	F.O.B.	Stumpage	F.O.B.
	1.45	12.95	1.85	—	1.80	13.33

COOPERAGE PRICES, \$ PER M BD. FT., STUMPAGE AND F.O.B. SELECTED PERIODS

White Oak	May 1983-August 1983		November 1983-February 1984		May 1984-August 1984	
	Stumpage	F.O.B.	Stumpage	F.O.B.	Stumpage	F.O.B.
	130	250	118	223	143	232



THIRD CLASS
BULK RATE

Timber Prices
May 1984-August 1984
December 4, 1984

MOST COMMONLY REPORTED PRICES PAID ILLINOIS TIMBER PRODUCERS, MAY 1984-AUGUST 1984

PRODUCT	UNIT	Zone 1		Zone 2		Zone 3	
		Stumpage	F.O.B.Mill	Stumpage	F.O.B.Mill	Stumpage	F.O.B.Mill
Dollars							
1. Sawtimber							
Ash	M bd.ft.	40 -180	100-450	40 -200	160-400	60 -160	120-300
Basswood	M bd.ft.	40 - 70	100-150	40 -100	94 -140	40 -120	100-160
Beech	M bd.ft.	40 - 60	80 -140	30 - 40	80 -110	-	-
Cottonwood	M bd.ft.	20 - 55	65 -125	20 - 60	80 -130	20 - 50	100-130
Sweet Gum	M bd.ft.	25 - 60	80 -150	40	80 -110	-	-
Elm & Hackberry	M bd.ft.	30 - 60	80 -150	20 - 70	80 -140	20 - 50	100-120
Hickory	M bd.ft.	30 -100	80 -200	30 - 60	80 -200	30 - 60	70 -110
Soft Maple	M bd.ft.	30 - 60	100-180	30 - 80	100-140	40 -100	110-150
Sugar Maple	M bd.ft.	30 - 60	80 -150	30 - 70	100-135	40 -100	80 -175
Black Oak	M bd.ft.	40 -120	80 -190	50 -140	100-160	55 -150	80 -110
Pin Oak	M bd.ft.	30 - 55	100-150	40 - 80	112-130	60	80 -110
Red Oak	M bd.ft.	70 -150	100-260	60 -150	100-280	60 -180	200-225
White Oak	M bd.ft.	55 -200	110-250	60 -180	100-300	50 -165	100-250
Yellow Poplar	M bd.ft.	40 -100	85 -160	40 -100	100	50	110
Sycamore	M bd.ft.	20 - 60	90 -125	20 - 60	80 -140	20 - 50	100-130
Black Walnut	M bd.ft.	150-450	250-800	200-400	300-800	175-400	300-625
Woods Run Bottomland	M bd.ft.	35 -100	100-150	40 -125	110-130	40 - 75	125
Woods Run Upland	M bd.ft.	45 -150	100-150	40 -120	120-160	60 -140	125-150
STATEWIDE							
2. Face Veneer		Stumpage		F.O.B.			
Red Oak	M bd.ft.	150 - 600		250 - 900			
White Oak	M bd.ft.	300 -1,500		1,000-1,800			
Walnut	M bd.ft.	400 -3,500		975 -2,600			
3. Pulpwood							
Unpeeled	Ton	1.50 - 2.50		10.00-18.00			
4. Cooperaage							
White Oak	M bd.ft.	75 - 250		160 - 300			

LOG SCALES USED BY REPORTING BUYERS		
Scale	Percent Using	
Doyle	96	
Scribner	3	
International	1	
CUSTOM SAWING BY THOSE REPORTING		
Region	Percent Reporting	Rates Reported
		\$/M bd.ft.
Zone 1	36	100-200
Zone 2	44	80 -200
Zone 3	41	100-250
ILLINOIS	40	80 -250

VOLUME OF 1984 OPERATIONS				
Size in (000)bd.ft.	Zone 1	Zone 2	Zone 3	All
1 - 100	23	22	37	28
100 - 500	18	41	28	30
500 -1000	36	16	6	17
1000-3000	9	9	16	12
3000+	14	12	13	13

Cooperaage is the manufacture of barrels. Face veneer: Logs cut into thin sheets or "veneer" used mostly by furniture builders. Pulpwood is used in making paper, fiberboard, and similar products. M bd.ft. means thousand board feet. Sawtimber refers to logs that are cut into lumber or timbers.

MARKED TIMBER SALES - MAY 1984 - AUGUST 1984	
	STATEWIDE STUMPAGE*
Woods Run Upland	\$64 - \$448/M bd. ft.
Woods Run Bottomland	Insufficient data

*Prices supplied to District Foresters by seller, may include some veneer.

Fred S. Barrett
Agricultural Statistician in Charge

Dean Haasmyer
Garry D. Kopley
Agricultural Statistician

ILLINOIS TIMBER PRICES SURVEY

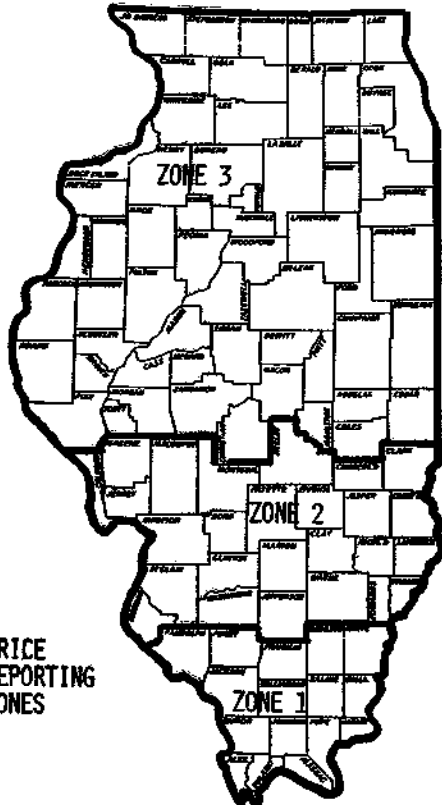
ILLINOIS COOPERATIVE CROP REPORTING SERVICE
AND

NOVEMBER 1983-FEBRUARY 1984

THE ILLINOIS DIVISION OF FOREST RESOURCES AND NATURAL HERITAGE

June 20, 1984

PRICES PAID ILLINOIS TIMBER PRODUCERS NOVEMBER 1983 THROUGH FEBRUARY 1984



PRICE
REPORTING
ZONES

Winter sawtimber prices paid Illinois timber growers were generally higher than a year earlier for both stumpage and F.O.B. Of the timber buyers reporting volume of their 1983 operations, 59% indicated their volume was under 500 thousand board feet. This was down from 63% reported a year earlier on their 1982 operations.

Illinois is divided into three price-reporting zones, based on timber resources, similarity, utilization standards and practices and soil types. Zone 1 is the Southern Unit, Zone 2 the Claypan Unit and Zone 3 the Prairie Unit. Ranges of prices for each zone are shown on the back of this report.

This report is prepared by the Illinois Cooperative Crop Reporting Service with the assistance of the Illinois Division of Forest Resources and Natural Heritage. Unless otherwise indicated, prices shown in this report are prices reported by licensed timber buyers. The cooperation of those timber buyers who participated in the survey is gratefully appreciated.

This report can be used only as a guide for determining the market value of timber. General market and economic conditions are the major price-determining factors. Certain local considerations such as accessibility, site and terrain, distance to market, size of sale, and tree size and quality also affect the price received. For technical, marketing or management assistance, contact your local State Forester, or the Division of Forest Resources and Natural Heritage, Illinois Department of Conservation, 600 No. Grand Avenue, West, Springfield, Illinois 62706.

AVERAGE SAWTIMBER PRICES IN \$ PER M BD. FT., STUMPAGE AND F.O.B. SELECTED PERIODS

SPECIES	November 1982-February 1983		May 1983-August 1983		November 1983-February 1984	
	Stumpage	F.O.B.	Stumpage	F.O.B.	Stumpage	F.O.B.
Ash	73	195	94	184	92	185
Basswood	50	127	51	122	54	123
Beech	46	85	39	109	44	114
Cottonwood	31	98	36	102	36	103
Sweet Gum	42	97	38	104	44	113
Elm & Hackberry	35	103	38	108	41	108
Hickory	39	113	42	113	46	121
Soft Maple	46	131	53	126	48	124
Sugar Maple	51	123	53	123	53	123
Black Oak	51	122	69	140	68	129
Pin Oak	43	104	44	108	44	109
Red Oak	72	158	89	160	95	172
White Oak	76	162	96	158	93	178
Yellow Poplar	55	108	53	114	66	127
Sycamore	34	101	37	100	38	108
Black Walnut	287	460	274	436	318	480
Woods Run Bottomland	41	112	50	116	52	119
Woods Run Upland	58	114	67	133	61	136

FACE VENEER PRICES \$ PER M BD. FT.

	November 1982-February 1983	May 1983-August 1983	November 1983-February 1984
Red Oak	227	265	250
White Oak	793	806	829
Walnut	1,185	1,331	1,224

UNPEELED PULPWOOD PRICES, \$ PER TON, SELECTED PERIODS

Ton	November 1982-February 1983		May 1983-August 1983		November 1983-February 1984	
	Stumpage	F.O.B.	Stumpage	F.O.B.	Stumpage	F.O.B.
	1.57	--	1.45	12.95	1.85	--

COOPERAGE PRICES, \$ PER M BD. FT., STUMPAGE AND F.O.B. SELECTED PERIODS

White Oak	November 1982-February 1983		May 1983-August 1983		November 1983-February 1984	
	Stumpage	F.O.B.	Stumpage	F.O.B.	Stumpage	F.O.B.
	122	239	130	250	118	223



THIRD CLASS
BULK RATE

Timber Prices
November 1983-February 1984
June 20, 1984

MOST COMMONLY REPORTED PRICES PAID ILLINOIS TIMBER PRODUCERS, NOVEMBER 1983-FEBRUARY 1984

PRODUCT	UNIT	Zone 1		Zone 2		Zone 3	
		Stumpage	F.O.B.Mill	Stumpage	F.O.B.Mill	Stumpage	F.O.B.Mill
Dollars							
1. Sawtimber							
Ash	M bd.ft.	40 -180	100-320	40 -150	100-300	40 -200	90 -250
Basswood	M bd.ft.	40 - 50	120-150	50 - 80	100-160	35 -100	90 -145
Beech	M bd.ft.	30 - 50	90 -140	40 - 50	100-120	40	90
Cottonwood	M bd.ft.	20 - 50	70 -120	30 - 50	80 -140	20 - 60	80 -130
Sweet Gum	M bd.ft.	30 - 50	100-125	30 - 70	100-120	30	90
Elm & Hackberry	M bd.ft.	30 - 50	100-125	20 - 50	100-120	20 - 60	75 -125
Hickory	M bd.ft.	40 - 65	100-200	30 - 80	100-200	30 - 50	80 -200
Soft Maple	M bd.ft.	30 - 60	100-150	40 - 70	100-150	40 - 70	90 -180
Sugar Maple	M.bd.ft.	30 - 60	110-170	40 - 70	100-150	35 - 80	80 -150
Black Oak	M bd.ft.	40 -120	120-200	40 -120	100-160	45 -120	90 -150
Pin Oak	M bd.ft.	30 - 50	100-120	30 - 60	100-120	40 - 50	80
Red Oak	M bd.ft.	40 -150	100-250	50 -150	100-250	60 -150	100-220
White Oak	M bd.ft.	40 -150	150-250	50 -150	100-250	50 -150	100-230
Yellow Poplar	M bd.ft.	40 -100	110-150	60 - 80	100-160	60 - 70	90
Sycamore	M bd.ft.	20 - 55	90 -130	20 - 50	80 -120	20 - 60	80 -130
Black Walnut	M bd.ft.	150-500	300-700	150-400	300-650	200-500	320-625
Woods Run Bottomland	M bd.ft.	30 - 90	100-140	30 -100	100-130	30 -100	130-150
Woods Run Upland	M.bd.ft.	40 -110	100-185	30 -100	100-160	35 -100	145-175
STATEWIDE							
		Stumpage		F.O.B.			
2. Face Veneer							
Red Oak	M bd.ft.	150 - 350		250 - 700			
White Oak	M bd.ft.	400 -1,200		800 -1,800			
Walnut	M bd.ft.	500 -2,000		600 -4,000			
3. Pulpwood							
Unpeeled	Ton	1.00- 4.00		-			
4. Cooperage							
White Oak	M bd.ft.	80 - 150		170 - 250			

LOG SCALES USED BY REPORTING BUYERS		
Scale	Percent Using	
Doyle	95	
Scribner	3	
International	2	
CUSTOM SAWING BY THOSE REPORTING		
Region	Percent Reporting	Rates Reported \$/M bd.ft.
Zone 1	17	125-240
Zone 2	54	70 -200
Zone 3	44	40 -250
ILLINOIS	41	40 -250

VOLUME OF 1983 OPERATIONS					
Size in (000)bd.ft.	Zone 1	Zone 2	Zone 3	All	
	%	%	%	%	%
1 - 100	26	39	35	34	
100 - 500	21	25	24	25	
500 -1000	16	18	8	13	
1000-3000	11	7	19	13	
3000+	26	11	14	15	

Cooperage is the manufacture of barrels. Face veneer: Logs cut into thin sheets or "veneer" used mostly by furniture builders. Pulpwood is used in making paper, fiberboard, and similar products. M bd.ft. means thousand board feet. Sawtimber refers to logs that are cut into lumber or timbers.

MARKED TIMBER SALES - NOVEMBER 1983-FEBRUARY 1984	
STATEWIDE STUMPAGE*	
Woods Run Upland	\$35 - \$510/M bd. ft.
Woods Run Bottomland	\$60 - \$299/M bd. ft.

*Prices supplied to District Foresters by seller, may include some veneer.

Fred S. Barrett
Agricultural Statistician in Charge

Dean Rasemyer
Garry D. Kepley
Agricultural Statisticians