

**WELCOME to the 4-H SHOW at the  
MCHENRY COUNTY FAIR  
August 4 - August 9, 2020**

McHenry County Fairgrounds is east of  
Rte. 47 (Eastwood Drive) on Country Club Road  
in Woodstock, IL

See you at the fair!



**For more information about the  
4-H Show, please visit**

**<https://extension.illinois.edu/lm/4-h-mchenry-county>**

**I ILLINOIS**  
Extension



COLLEGE OF AGRICULTURAL, CONSUMER & ENVIRONMENTAL SCIENCES  
University of Illinois | U.S. Department of Agriculture | Local Extension Councils Cooperating  
University of Illinois Extension provides equal opportunities in programs and employment.  
If you need a reasonable accommodation to attend, call the registration office.

# MCHENRY COUNTY 4-H FAIRBOOK 2020

Dear 4-H Members, Leaders, and Parents:

The **2020 4-H Fair Book** is provided to assist you in preparing for this year's 4-H Fair. It identifies the 4-H projects, which may be exhibited, their various classes, and the rules and regulations governing exhibition. **Please read it thoroughly** and carefully to prevent any misunderstanding or potential disappointment. The **general rules and regulations** at the beginning of the book and the **specific regulations** under each project are important. All projects are listed in this book by **order of judging date and time**. Please see **Table of Fair Events** for page number to project description.

4-H Show Rules & Regulations, Premium Distribution	pg. 8-10
General Project Regulations	pg. 11-12
General Project Judging schedule	pg. 13
General Project Table of Contents	pg. 14
General Project Exhibit information	pg. 15-78
Livestock Exhibits, Shows & Regulations	pg. 79-116
Livestock Exhibition Health Requirements	pg. 82-85
Livestock Show information	pg. 86-116
Livestock Auction	pg. 115-116
Absentee form	pg. 117-118

**Advance** entries are required for **ALL** (livestock and non-livestock) 4-H projects.

Registration of fair entries must be done using the online **Fair Entry** System:

<http://mchenry4-hfair.fairentry.com>

Members must log in using their **4-H ONLINE ID and password**.

**DEADLINE TO ENTER: BY Midnight June 14, 2020.**

Thank you for your cooperation. We look forward to working with you for another successful McHenry County 4-H Fair. If you have questions, contact the McHenry County Extension office at 815-338-3737.

Sincerely,

Unit 3 Extension  
McHenry County Extension Staff

**I ILLINOIS**  
Extension  
COLLEGE OF AGRICULTURAL, CONSUMER  
& ENVIRONMENTAL SCIENCES





## 2020 McHenry County Fair Events



DATE	TIME	LOCATION	EVENT	PAGE IN BOOK
Friday 3/6	6pm	McHenry County Fairgrounds	Passport to the World International Night	15
Saturday TBD	9am	Extension Office Farm Bureau Auditorium	Public Presentations	16
Saturday TBD	8am-11am	McHenry County Fairgrounds	Sheep weigh-in	93
Tuesday 6/30	6pm	Horse Arena McHenry County Fairgrounds	4-H Horse Fun Show <i>See horse packet for details</i>	
Saturday 7/11	9am	Car-Dun-Al Dog Obedience– 10783 Wolf Dr, Huntley, IL	Dog Fun Match	18
Saturday 7/11	9am	Extension Office Farm Bureau Auditorium	Judging – <b>Computer Technologies</b> <b>Computer Science</b> <b>UAV</b> <b>Video/Film</b> <b>Robotics</b> <b>Geospatial</b> <b>3-D Printing</b>	21-26
Tues/Wed 7/14-7/15	6-8:30pm	McHenry County Fairgrounds	Archery Demonstration Judging	27
Thursday 7/16	6-8:30pm	McHenry County Fairgrounds	Air Rifle Demonstration Judging	27
Friday-Sunday 7/19-8/2		4-H Building & Livestock Barns McHenry County Fairgrounds	Fair Set Up begins – Volunteers Needed! <i>Contact Superintendents for barn set-up dates</i>	
Saturday 7/18	9am	Car-Dun-Al Dog Obedience– 10783 Wolf Dr, Huntley, IL	Dog Show	18
Wednesday 7/29	9am	4-H Building & Livestock Barns McHenry County Fairgrounds	Fair Set-up	
Wednesday 7/29	1:30pm	McHenry Sportsmen’s Club Johnsburg	Shot Gun Demonstration Judging	27
Friday 7/24	9am	McHenry County Fairgrounds Building D	<b>Sewing Judging</b> - 9am <b>Individual Cloverbud Projects</b>	28-32
Friday 7/24	1pm	4-H Building McHenry County Fairgrounds	<b>ALL Visual Arts - EXCEPT Food Decorating (8/3)</b> <b>Photography,</b> <b>Interior Design</b>	33-41
Saturday 7/25	9am	4-H Building McHenry County Fairgrounds	Judging <b>Animal/Vet Science, Cat &amp; Small Pet show</b> <b>Civic Engagement &amp; Service Learning, College &amp; Career Readiness, Communications, Consumer Education, Leadership, Child Development, Family Heritage, Health, Intercultural, Theatre Arts</b>	42-54
Saturday 7/25	1pm	4-H Building McHenry County Fairgrounds	Judging: <b>Exploratory &amp; County Projects</b> – Legos, Models, Collections, Reading, Sports, Conservation/Enviro <b>ALL Natural Res. &amp; Environment Projects</b> <b>Shooting Sports displays</b> <b>ALL Engineering &amp; Technologies:</b> Aerospace, Woodworking, Tractor, Small Engines, Bicycle, Electricity, Welding, Maker	54-67
Thursday 7/30	5pm	Sheep Barn	Lamb Carcass Pre- Show	93-99
Saturday 8/01	9am	Pinn Oak Ridge Farm Delevan, WI	Lamb Carcass Judging	93-99
Monday 8/03	9am	4-H Building McHenry County Fairgrounds	Judging <b>Vis Art – Food Decorating ONLY</b> <b>Food &amp; Nutrition: Cooking, Food Science</b> <b>Horticulture &amp; Floriculture</b> <b>Crops, Plants &amp; Soils</b>	68-78
Monday 8/03	10am-8pm	Poultry Area McHenry County Fairgrounds	10am-8pm Bird Check in	88-90
Monday 8/03	1pm-6pm	Rabbit Barn	4-H Rabbit Check In	86-87

Monday 8/03	8am-8pm	Sheep Barn	Sheep Check In	93-99
Monday 8/03	2pm-7pm	Goat Barn	Goat Check In	100-102
Monday 8/03	12-7pm	Beef Barn	Beef Check In 3-7pm Weigh-in	103-105
Tuesday 8/04	10am-7pm	Swine Barn	Swine Check In	106-107
Tuesday 8/04	1pm-8pm	Dairy Barn	Dairy Check In Dairy Show Verification	91-92
Tuesday 8/04	1:30pm	Rabbit Barn	4-H Rabbit Judging begins at 1:30pm	86-87
Tuesday 8/04	3:30pm	Poultry Tent	4-H Poultry Judging begins at 3:30pm	88-90
Tuesday 8/04	8pm	Goat Barn	Milk-out time for goats showing on Wednesday	100-102
Tuesday 8/04	6:30pm	4-H Building McHenry County Fairgrounds	4-H Cloverbud Club Project Show	28
Wednesday 8/05	7am	Swine Barn	Swine Carcass Class	106-107
Wednesday 8/05	9:30am	Hansen Pavilion	4-H Dairy Show	91-92
Wednesday 8/05	1:00pm	Hansen Pavilion	4-H Sheep Breed Show	93-99
Wednesday 8/05	3pm	Hansen Pavilion	4-H Sheep Market Lamb Show	93-99
Wednesday** 8/05	5pm**	Goat Tent	4-H Dairy Goat Show	100-102
Thursday 8/06	8am	Swine Barn	4-H Swine Show	106-107
Thursday 8/06	9am	Hansen Pavilion	4-H Beef Show	103-105
Thursday 8/06	7pm	Hansen Pavilion	4-H Night Award Ceremony	8
Thursday 8/06	9pm	Hansen Pavilion	4-H ACTIVITES - <i>sponsored by the McHenry County 4-H Youth Foundation</i>	
Friday 8/07	8:30am	Horse Arena	4-H Horse Show	108-114
Saturday 8/08	9:30am	Hansen Pavilion	4-H Livestock Auction Meeting	115-116
Saturday 8/08	Noon	Hansen Pavilion	4-H Livestock Auction	115-116
Sunday 8/09	11am	Master Showmanship Competition	Begins in Swine Barn Moves to Hansen Pavilion	116
Sunday 8/09	5-6pm	4-H Building McHenry County Fairgrounds	4-H Project Release*	
Sunday 8/09	<b>4:30pm</b> 6pm – 8pm	Livestock Barns	<b>Release time for Market Livestock ONLY</b> Release time for ALL other Livestock	
Sunday 8/09	<b>6pm</b>	<b>Building F</b> McHenry County Fairgrounds	<b>Jr &amp; Open Show</b> Project Release	

**ALL DATES ARE TENTATIVE DUE TO THE IMPACT OF COVID-19.**

Please check our event calendar at <https://extension.illinois.edu/lm/events> to learn more about the status of any of our events.

\*Projects remaining in the 4-H Building after the scheduled release time will be held at the Extension office until August 14<sup>th</sup>.  
Anything not picked up after August 14<sup>th</sup>, will be disposed of.



## McHenry County Fair Association

P.O. Box 375, 11900 County Club Rd  
Woodstock, IL 60098

Phone: 815-338-5315 or Fax: 815-338-5310

Email: [info@mchenrycountyfair.com](mailto:info@mchenrycountyfair.com)

Website: [www.mchenrycountyfair.com](http://www.mchenrycountyfair.com)

Office hours: Monday thru Friday 8:00 am to 4:00 pm

## “Where Farm & Families Meet”

*The McHenry County Fair is over a 70 year tradition held in Woodstock, Illinois. At the fair you can see 4-H, Open, and Junior Open livestock and non-livestock shows, educational displays revolving around conservation and agriculture, various vendors from different businesses and organizations across the county, a carnival, and a variety of ground and grandstand entertainment. It is an event for families to come to create summertime memories that last a lifetime.*



### FAIR Gates Open to the Public:

Tuesday at 12pm

Wednesday - Sunday at 7am

### 4-H ADMISSION:

4-H members and 4-H leaders are eligible to purchase one Exhibitor band plus one additional band for \$15 each at the Fair office.

If purchasing an Exhibitor band, it is recommended that 4-H members consider entering Exhibits into Open/Junior Shows:

<http://www.mchenrycountyfair.com>



We would like to **THANK** our

## 2019 4-H Livestock Auction Buyers

For their support of the **McHenry County 4-H Youth** and the **4-H program!**



### Sale of Champions

1776 Restaurant  
Alliance Contractors  
Bay Insulation of IL  
Crandall's Restaurant  
Crone Farm  
Brian & Julie Cunningham

Deerpass Farm\*  
DeLong Company  
Gratz Construction  
Holian Industries  
Kaminski Meats  
Jim & Dacia Kearns\*  
New Concepts Development Corp.

Nippersink Golf Resort  
Northeast IL Rail Truck & Transfer Co.  
Olague Farms Meat Packing\*  
Peterson Grain Farm  
Walter Seeds  
Ziller Farms

### Auction Buyers

Michele Aavang, McHenry Co. Board  
Adams Enterprises  
Adams Uselton & Busch  
Advance Trading  
Alliance Contractors  
American Community Bank\*  
Armbrust Farm  
Kristen Barber  
Berger Excavating  
Binz & Sons Well Drilling  
Eugene Blake\*  
Book Cattle & Grain  
Brennan Farms  
Buck Bros.  
Burton Lambs  
Buss Ford  
CHM Farm  
Compeer Financial  
Country Pride Meats  
Crandall's Restaurant  
Dahm Trucking  
Dan's Diesel Performance  
Deerpass Farm\*  
DeLong Company  
DeYoung Farms, LLC  
DK Contractors  
Dr. Dalitsch  
Eickman Processing  
First National Bank

Fritz Farms\*  
Dan & Sue Fruin  
G-Dubs Garage  
Geske & Sons, Inc.  
Brett & Sarah Gieseke  
Grayslake Feed Sales  
Grinnell, Mark\*  
Grismer Family  
GWE Realty  
Harp Farms  
Harvard Savings Bank\*  
Harvard State Bank  
Hogan Farms  
Holian Industries  
Joe's Place  
J's Lanes  
Kaminski Meats  
Jim & Dacia Kearns\*  
Dan Kennett  
Killeens Appliances\*  
Madelyn & Nic Koester  
Kooistra Farms  
KPY Herefords  
Lueth Farm\*\*  
Main Street Country Store  
Tom Manning\*  
McHenry Co. Farm Bureau  
Bruce Meier\*  
Midwest One Services  
MW Cattle Company

Nippersink Golf Resort  
Northeast IL Rail, Truck & Transfer Co.  
Nutrien Ag Solutions\*  
Olague Farms Meat Packing\*  
Ormsby Motors  
Ozinga Ready Mix  
Ken & Sue Pedersen  
Pedersen, Matthew  
Peter Baker & Son  
Greg Petersen  
State Representative Steve Reick\*  
Rink, Debra  
Billy Rinn  
Sauk Valley Bank  
Bill Schifferer  
Slivka Farms  
South Lake Avenue  
Stark Service, Inc.  
Thelen Sand & Gravel\*\*\*  
TJH Contracting Inc.  
Tom's Farm Market\*\*\*\*\*  
Umlands Crunchy Cheese Bites  
Phil & Sue Walters  
Tyler Wilke\*  
Willow Rd. Self Storage  
Wilmar Pump & Supply  
Wilson Farm Meats  
Woodstock Heating & Cooling  
Zanck, Cohen, Wright & Saladin\*

*\*A special **THANK YOU** to the Livestock Auction Buyers that donated their purchase/s to other local charities.*

### Charitable organizations benefitting from Buyers generosity in 2019

Alden-Hebron Fire Dept.  
McHenry Co. Farm Bureau Foundation  
FISH McHenry Food Pantry  
Fox Lake Fire Dept.  
Grafton Township Food Pantry  
Harvard Food Pantry

It's All About the Kids Foundation  
Little Sisters of the Poor Palatine  
McHenry Co. 4-H Youth Foundation  
Pioneer Center  
Richmond Food Pantry  
Spring Grove Fire Dept.

St. Joseph Church Harvard  
St. Vincent DePaul Harvard  
St. Vincent DePaul Huntley  
Wonder Lake Neighbors Food Pantry  
Woodstock Food Pantry





We want to **THANK** our

## **2019 Award & Plaque Donors**

For their generosity and support of the **4-H Youth** and their accomplishments!



Algonquin Garden Club  
 Beard Family  
 Belvidere Farmers Mutual Ins. Co.  
 Blain's Farm & Fleet of Woodstock  
 Bragg Family  
 Buck Bros. Inc.  
 Community Builders 4-H Club  
 Community Clover Leaves 4-H Club  
 Community Cloverleaves 4-H Club  
 Connie Steffen  
 Cross County Farmers 4-H Club  
 Curt & Susan Simons  
 Delores Harnish  
 Dr W W Dalitsch Jr  
 Erma Winn  
 Fur the Love of Dogs  
 Gieseke Family  
 Green United Clever Clovers 4-H Club  
 Greenwood Handi-Helpers 4-H Club  
 Harvard Eggs, Feed, & Produce  
 Heinberg Family  
 Hoeft Family  
 Hughes Hybrids INC  
 Huntley Veterinary Hospital  
 In Memory of Bill Raby  
 In Memory of Merrill Douglass  
 Interior Motives, INC  
 Jeff and Carol Heisler  
 John & Cheryl Hammerand  
 Joyce Aniballi  
 Judy Corson  
 Keeper of the Clover 4-H Club

Legendary Pioneers 4-H Club  
 Loiacano Family  
 Marwood-Ridge Farm  
 McHenry County HCE  
 McHenry Garden Club  
 McMillan Family  
 Ned Reckamp Family  
 NEIL Labor Management Coop Comm  
 Northeast Cattlemen's Association  
 Pam & Jay Lampe  
 Pat and Ray Jones in Memory of Maynard and Jeanette  
 McCullough  
 Pet Vet Animal Clinic & Mobile Practice  
 Rachel Powers  
 Riverside Bake Shop INC  
 Rolling Bagel Ranch  
 SAGE YMCA  
 Taylor Family  
 The Crone Family  
 The Mead Family  
 The Scichowski Family  
 The Thurow Family  
 Tomasello's Landscaping  
 Town & Country HCE  
 Trail Blazers 4H Club  
 Traveling Trophy  
 Vern and Jean Schiller  
 Wauconda Door  
 Wesemann Feeds  
 West Dunham HCE  
 Willow Tree Farm  
 Woolridge Family



**A sincere "THANK YOU" to the McHenry County 4-H Youth Foundation, Leaders, Superintendents, Judges, Parents and Volunteers for the countless hours they dedicate toward raising funds and providing volunteer hours in support of the 4-H Youth and program!**

**VOLUNTEERS are the HEART of the 4-H program!**

# McHENRY COUNTY 4-H SHOWS

July 11 – August 9, 2020

## EXTENSION STAFF:

James Reaves, Unit 3 Director  
Dr. Michelle Cox, 4-H Educator  
Sandra Prez, 4-H Metro Educator  
Michele Aavang, 4-H Program Coordinator

Brenda Dahlfors, Master Gardener Coordinator  
Quincy Sadowski, Office support staff  
Michelle Walsh, Office Support staff  
Kelly Sadowski, Extra Help

## 4-H SHOW RULES AND REGULATIONS

**NOTE:** *In addition to the general 4-H Rules and Regulations listed here, additional rules that may apply to specific divisions appear in the divisional listings.*

1. All exhibitors must comply with 2020 McHenry County 4-H Show Regulations as stated under 4-H Show Rules and Regulations.
2. Any person, regardless of race, color, religion, gender, national origin, ancestry, marital status, familial status, sexual orientation, or disability may participate in 4-H programs.
3. Youth who are 8 years of age and have not reached their 19th birthday on or before September 1 of the current 4-H year may enroll in a 4-H club. Persons considered being intellectually disabled and older than the eligibility age for 4-H club membership may participate in the 4-H program. **4-H age is calculated as of September 1 of the calendar year.**
4. 4-H Cloverbuds - Youth who are 5, 6, or 7 years of age as of September 1, 2019 of the 4-H year may participate with their 4-H Group or as an individual in a Cloverbud "sharing" opportunity and receive a participation ribbon. No premiums will be paid.
5. 4-H members in their second year and beyond must attend a minimum of **4 club/group meetings by June 30, 2020**, in order to show in the McHenry County 4-H show. 4-H members in their first year of membership must attend **one-third** of club/group meetings after registration in order to show in the McHenry County 4-H show. Special Interest Club meeting attendance deadline will be determined based on start date. **Members who do not meet the requirements are ineligible to receive awards at the McHenry County 4-H Fair Show.** Youth in college/trade school may be exempt from this policy provided they present proof of registration. Attendance of meetings and proof of college registration are to be turned in by June 30, 2020. Cloverbud members are exempt from this rule.
6. **Advance entries are required for ALL 4-H exhibits.** All entries are must be completed in *4HOnline* by midnight, **June 14**.
7. 4-H youth may exhibit only in project areas in which they are enrolled. Enrollment is a matter of record in the Extension office.
8. 4-H youth may enter and exhibit only 1 entry per class, *except* where noted.
9. 4-H youth must be enrolled in the appropriate project for that exhibit class. *Ex. If youth is enrolled in Woodworking 1, they must enter the project in the Woodworking 1 class.*
10. The **DANISH SYSTEM** will be used to evaluate 4-H exhibits. This system distinguishes between **Exceeds Criteria, Meets Criteria or Minimally Meets Criteria** exhibits and awards - a Blue, Red, and White award respectively. Ratings will be assigned on an individual basis according to project quality. A single entry in a class does not ensure a blue award.
11. 4-H judges have been carefully selected. All persons entering and exhibiting in the 4-H Show agree to abide by the decisions of the judges.
12. **Plaques/Awards** will be awarded on merit as indicated at the end of the Divisional listings at the discretion of the judge. Only those plaques/awards listed will be distributed during the 4-H Night Ceremonies. Not all plaques/awards must be distributed if judge determines no project in that area merits it. **NOTE:** Not all State Fair delegates will receive a plaque.
13. **Award recipients are expected to attend the 4-H Night Award Ceremony at 7pm on Thursday of Fair week in Hanson Pavilion.**
14. In non-livestock divisions, up to THREE merit ribbons may be awarded per class. One additional merit ribbon will be awarded to the plaque winner. Not all merit ribbons may be distributed based on judge's discretion.
15. Protest upon any grounds must be made in writing and given to the appropriate superintendent no later than 6pm on the day of the show in question. The superintendent will present such protest to the McHenry County Extension Staff for consideration. The joint decision of the superintendent and committee will be final.
16. U of I Extension McHenry County has developed a risk management plan. We have shared this information with Extension staff, fair board and superintendents. You may contact the 4-H Youth Development staff if you have any questions.
17. **A 4-H member not able to attend judging, due to extenuating circumstance, must complete the absentee form and submit it with their project(s).** Another 4-H member or a family member of the exhibitor can submit the project. The project(s) may be considered for premium and merit ratings, but are not eligible for state fair delegation or plaque awards.
18. 4-H Cloverbud members (age 5-7) may participate at the McHenry County Fair as non-competitive exhibitors in the Cloverbud Individual or Club Display. Cloverbud participation ribbons will be awarded. Cloverbuds will not receive premiums.
19. If you need a reasonable accommodation to participate in the 4-H Fair, please contact the Extension County Director at University of Illinois Extension, McHenry County, P.O. Box 1430, Woodstock, IL 60098, (815) 338-3737 **at least 2 weeks prior to the event.**
20. **Maker (SF 50400) Counties may submit 3 entries TOTAL combined from all Maker exhibit divisions.**  
**ALL MAKER PROJECTS WILL BE JUDGED SATURDAY, JULY 25, 2020 AT 1PM**



Exhibits in this category are designed to be multi-disciplinary in nature, innovative, and must not fit into any other exhibit category. To qualify for this category, your project MUST abide by the following guidelines:

- Exhibits must be an object or device that has an intended purpose and uses technology in either a mechanical way, digital (computer) way, or combination of the two.
  - The device must be something that can be used in everyday life by multiple people (a target audience), and MUST be manufactured/built by the exhibitor (If not fully manufactured by the exhibitor, the device MUST be modified structurally or be reprogramed to perform a different function other than what it was designed to do)
  - Exhibits MUST be able to interact with the outside world. (e.g. an on off switch, input sensors, feedback, etc.)
  - Exhibits MUST include a detailed build log with instructions on how to make or build the exhibit, AND contain either a 3D rendering or detailed and labeled sketches of the device/product.
  - All parts and software used in the design/build MUST be listed in a detailed Bill of Materials including cost per item and total cost. Total time spent on the build must be documented in your build log.
21. **INNOVATION CLASSES** are open to any 4-H member enrolled in the same project area. Members choosing to exhibit in the Innovation class may be enrolled in any level of the project they are studying. Members choosing to exhibit in the Innovation class decide the best way to show off their project mastery and knowledge for the year in that project category. Your exhibit should not fit in other exhibit options for this project. Some suggestions are provided for each category, but members may choose any method they want for demonstrating project learning as long as it does not fit in any other class in that category. Only selected project categories have an Innovation option.
22. **READY4LIFE CLASSES** (Career & Entrepreneurship Exploration) are open to any 4-H member who was at least 11 by September 1, 2019. Members choosing to exhibit in the Ready4Life class may be enrolled in any level of the project they are studying. Exhibits should show the connection between the project area and related career or business opportunities. Members may choose any method they want for demonstrating project learning.

### PREMIUM DISTRIBUTION

1. 4-H premiums will be awarded by the X system to 4-H youth age 8-19 years of age. Under this system, X will be worth a specific dollar amount based upon the amount of money appropriated for 4-H premiums for the year, the number of entries and the distribution of Blue, Red, and White awards. The X value will then be multiplied by the factor indicated for a given show.
2. 4-H premiums will be paid on an exhibitor's **top 5 entries** only. "County Only" projects will not receive premiums.
3. 4-H premiums will be distributed by the McHenry County Extension office via US Postal Service.
4. Cloverbud members (ages 5-7) do not receive premiums.

**DISCLOSURE: "The Department of Agriculture shall use its best efforts to secure sufficient appropriations to fund premiums. In any year for which the General Assembly of the State of Illinois fails to make an appropriation sufficient to pay such premiums, premium amounts may not be accurately reflected in this Premium Book."**

### STATE FAIR

1. State Fair exhibitors must be 8 years old as of Sept. 1, 2019.
2. State Fair entries for **HORSES** are to be signed at the 4-H office by 4-H Extension staff member by **May 24, 2020**. ALL OTHER LIVESTOCK state fair entries are to be signed at the 4-H office by 4-H Extension staff member by **June 19, 2020**. Entry forms and State Fair Books will be available on the web site <http://www.illinoisstatefair.info>
3. State Fair livestock exhibitors must complete the **ANIMAL ETHICS** to show at State Fair. Youth for the Quality and Care of Animals (**YQCA**) or Quality Assurance and Ethics (**QAEC**)
4. **YQCA**: All 4-H exhibitors of dairy cattle, beef cattle, swine, sheep, and goats will be required to certify in the YQCA program each year by attending either a **face to face class** or **certify on-line** via the website: <http://yqca.org>
5. **QAEC**: Members enrolled in horses, rabbits, poultry, dogs, cats, small pets or any animal science project must complete the QAEC at least once in the members lifetime in all areas enrolled via the website: <http://web.extension.illinois.edu/qaec/>
6. ALL required Animal Ethics must be complete BEFORE state fair entries can be signed by the 4-H office.
7. Non-livestock projects eligible for State Fair competition are outlined at the end of each Divisional Listing. Those taking exhibits to the State Fair must follow the rules outlined in the State Fair Jr. Department book.
8. Non-livestock exhibitors may participate in the State Fair in **1 individual project area and 1 group project** in any given year.
9. A member may not attend the State Fair more than 3 consecutive years in the same project area unless the exclusion of that member will result in McHenry Co. not being represented in that area.

### ADMINISTRATION

1. Divisional superintendents have the authority to devise and implement any rules and regulations where changes are necessary to conduct the 4-H Show in a safe, orderly, and expedient manner.
2. Final interpretation of rules & regulations of the McHenry County 4-H Show will be made by University of Illinois Extension staff.
3. In no case will the McHenry County Fair Association, the McHenry County Extension office, or anyone else connected with conducting the 4-H Show be responsible for personal injury or property loss or damage incidental to the show.
4. Any changes or errors in the rules and regulations will be posted online and will be the **FINAL AUTHORITY**. Therefore, any errors in this program book will not excuse failure to comply with current rules and regulations.

## CONDUCT

*All McHenry County 4-H Members are expected to uphold, to the best of their ability, the name of 4-H and Code of Conduct in an appropriate and acceptable manner for ALL 4-H Events and Activities.*

### Illinois 4-H Code of Conduct

The opportunity to participate in or attend 4-H activities is a privilege and not a right. All 4-H participants – youth, families, volunteers, and Extension staff – who participate in or attend any activity or event sponsored by the University of Illinois Extension 4-H Youth Development Program are expected to uphold the values of the Illinois 4-H program and conduct themselves according to the following standards. These standards also apply to online 4-H activity, including social media and internet presence.

Our first priority is to create a safe, inclusive space for learning, sharing and collaboration that is welcoming to people from diverse backgrounds, cultures, and perspectives. Diversity includes, but is not limited to: race, color, religion, political beliefs, national or ethnic origin, immigration or citizenship status, sex, gender identity and expression, transgender status, sexual orientation, age, marital or family status, educational level, learning style, pregnancy, physical appearance, body size, and individuals with disabilities.

1. **Create a Welcoming Environment for All.** Encourage everyone to fully participate in 4-H. Recognize that all people have skills and talents that can help others and improve the community. Though we will not always agree, we must disagree respectfully. When we disagree, try to understand why.
2. **Bring Your Best Self.** Conduct yourself in a manner that reflects honesty, integrity, self-control, and self-direction. Accept the results and outcomes of 4-H contests with grace and empathy for other participants. Accept the final opinions of judges and evaluators. Be open to new ideas, suggestions, and opinions of others.
3. **Obey the Law.** Commit no illegal acts. Do not possess, offer to others, or use alcohol, illegal drugs, or tobacco products, which include e-pens, e-pipes, e-hookah, e-cigars, JUULs, vapes, vape pens or other electronic nicotine delivery systems. Do not possess or use weapons or firearms except as expressly permitted as part of supervised 4-H shooting sports programming. Do not attend 4-H activities under the influence of alcohol or illegal substances.
4. **Honor Diversity – Yours and Others’.** Respect and uphold the rights and dignity of all persons who participate in 4-H programs.
5. **Create a Safe Environment.** Do not carelessly or intentionally harm or intimidate anyone in any way (verbally, mentally, physically, or emotionally). Do not engage in romantic displays or sexual activities in either public or private situations. Be kind and compassionate toward others. Do not insult, harass, or bully others or engage in other hostile behaviors. Be considerate and courteous of all persons and their property.
6. **Be a Team Player.** Work cooperatively with all individuals involved in 4-H programs and activities. Be responsive to the reasonable requests of the person in charge. Respect the integrity of the group and the group’s decisions.
7. **Participate Fully.** Participate in and contribute to planned programs, be on time and follow through on assigned tasks/responsibilities in a manner that fosters the safety, well-being, and quality of the educational experience for self and others. Have fun!
8. **Watch What You Wear.** Use good judgment. Wear clothing suited for the activity in which you will participate. Dress in a manner that is respectful to yourself and others. Clothing that displays or promotes violence, obscenity, illegal activities, discrimination, or intimidation is prohibited. Do not wear revealing clothing, such as short skirts or shorts, midriff-baring tops, or anything showing undergarments.
9. **Be a Positive Role Model.** Act in a mature, responsible manner, recognizing you are role models for others and that you are representing both yourself and the University of Illinois Extension 4-H Youth Development Program. Be responsible for your behavior, use positive and affirming language, and uphold exemplary standards of conduct at all 4-H activities.

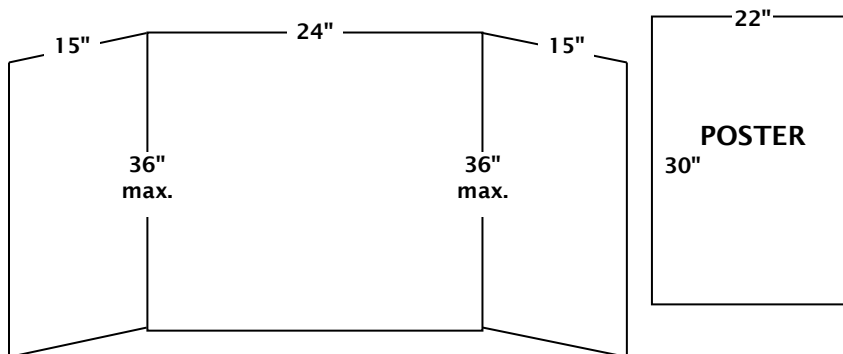
### CONSEQUENCES

Any of the following may be used, depending on severity of the situation:

1. Participant will receive a verbal warning.
2. Participant may remain at the event/activity, but may be barred from future events.
3. Participant may be asked to leave the event/activity. If the participant is a youth, the parent(s) will be called and the youth will be sent home at family’s expense.

## GENERAL PROJECT REGULATIONS

1. All exhibitors must comply with the 2020 McHenry County 4-H Club Show regulations.
2. Displays must sit inside a maximum **2' wide x 15" deep space** with a maximum height of **36"**. If made of poster board, it must be supported by sturdy backing (corrugated box, plywood, Styrofoam, etc.). Keep exhibit space requirements to a minimum.  
**Display may be something other than display board.** See #6 below.



3. MAKE ALL POSTERS WITH CARDBOARD VERTICAL, using a maximum size of 22"x30".
4. Put Name and Club on all posters in front lower left-hand corner.
5. For entries requiring displays or posters, use charts, sketches, drawings, photographs, mechanical devices, models, etc. to demonstrate work done in project area.
6. Exhibits may include, but are not limited to, original works, objects, demonstrations, digital presentations, programs, websites, games, apps, performances, or posters which you have made. Choose whatever method best shows what you've learned. You must furnish any equipment you need for your exhibit. Internet service will not be provided for the exhibit. All exhibits must include something visual, such as a printed copy of a digital presentation, which will remain on display during the exhibition. Electronic equipment will only be used during your personal judging time and will not remain on display during the entire exhibit period.
7. **Handmade items must include written information explaining how the project was made and its intended use.**
8. To ensure that all your paperwork stays together with your project; it is recommended that any patterns or extra papers, such as recipes, be placed in a clear sheet protector. This is an optional request, but it may help keep loose papers organized. The use of sheet protectors is recommended for all binder exhibits. Binder exhibits will NOT be labeled "Do Not Touch".
9. **Maker (SF 50400) Counties may submit THREE entries TOTAL combined from all Maker exhibit divisions.**  
**ALL MAKER PROJECTS WILL BE JUDGED SATURDAY, JULY 25, 2020 AT 1PM**  
Exhibits in this category are designed to be multi-disciplinary in nature, innovative, and must not fit into any other exhibit category. To qualify for this category, your project MUST abide by the following guidelines:
  - Exhibits must be an object or device that has an intended purpose and uses technology in either a mechanical way, digital (computer) way, or combination of the two.
  - The device must be something that can be used in everyday life by multiple people (a target audience), and MUST be manufactured/built by the exhibitor (If not fully manufactured by the exhibitor, the device MUST be modified structurally or be reprogrammed to perform a different function other than what it was designed to do)
  - Exhibit MUST be able to interact with the outside world. (e.g. an on/off switch, input sensors, feedback, etc.)
  - Exhibits MUST include a detailed build log with instructions on how to make or build the exhibit, AND contain either a 3D rendering or detailed and labeled sketches of the device/product.
  - All parts and software used in the design/build MUST be listed in a detailed Bill of Materials including cost per item and total cost. Total time spent on the build must be documented in your build log.In addition, exhibitors are HIGHLY encouraged to use tools such as 3-D printers, laser cutters, routers and/or other hand/power tools to help in the manufacturing process (**NOTE: Simply 3-D printing or laser cutting an object without the other specifications does not qualify as a Maker Project**). It is also HIGHLY encouraged that exhibits use Open Source Software and/or Hardware in the build.
10. **INNOVATION CLASSES** are open to any 4-H member enrolled in that project area. Members choosing to exhibit in the Innovation class may be enrolled in any level of the project they are studying. Members choosing to exhibit in the Innovation class decide the best way to show off their project mastery and knowledge for the year in that project category. Your exhibit should not fit in other exhibit options for this project. Some suggestions are provided for each category, but members may choose any method they want for demonstrating project learning as long as it does not fit in any other class in that category. Only selected projects categories have an Innovation option.
11. **READY4LIFE CLASSES** (Career & Entrepreneurship Exploration) are open to any 4-H member who was at least 11 by September 1 of that 4-H year. Members choosing to exhibit in the Ready 4 Life class may be enrolled in any level of the project they are studying. Exhibits should show the connection between the project area and related career or business opportunities. Members

may choose any method they want for demonstrating project learning.

12. Projects should be brought to the judging and the 4-H member should stay with the project for a conference with the judge. During the conference, the member should be able to describe his or her project and explain how it was completed. The 4-H member should be the only one involved in the conference judging. **NO PARENTS WILL BE ALLOWED TO SIT WITH THEIR CHILD WHILE HE/SHE IS BEING JUDGED.**
13. **All exhibits displayed in the 4-H Building are to be removed on Sunday of the fair between 5 and 6 pm.** Members unable to remove their exhibits are responsible for arranging them to be removed by a leader or another member.
14. **A 4-H member not able to attend judging, due to extenuating circumstance, must complete the downloaded form and submit it with their project(s). The project(s) can be submitted by another 4-H member or a family member of the exhibitor. The project(s) will be considered for premium and merit ratings, but are not eligible for state fair delegation or plaque awards.**
15. The University of Illinois Extension staff and/or volunteers assume no liability for loss or damage to exhibits. All possible caution will be taken to protect the exhibit.
16. Any changes or errors in the rules and regulations will be posted online and will be the **FINAL AUTHORITY**. Therefore, any errors in this program book will not excuse failure to comply with current rules and regulations.

# General Project Judging

March 6 at 6:00pm

Passport to the World Club  
McHenry County Fairgrounds  
Building D

TBD

Public Presentations  
Extension Auditorium

July 11 at 9am - Saturday

Computer Technology Judging  
Extension Auditorium

July 14 & 15 6-8:30pm

Shooting Sports Archery  
McHenry County Fairgrounds  
4-H Building

July 16 6-8:30pm

Shooting Sports Air Rifle  
McHenry County Fairgrounds  
4-H Building

July 18 at 9am - Saturday

Dog Show  
Car-Dun-Al Dog Obedience,  
10783 Wolf Dr, Huntley, IL

July 22 at 1:30pm

Shooting Sports Shot Gun  
McHenry Sportsmen's Club, Johnsburg

July 24 at 9am - Friday

Sewing  
Individual Cloverbud Show & Tell  
McHenry County Fairgrounds,  
Building D

July 24 at 1pm - Friday

ALL Visual Arts EXCEPT Food Decorating  
Photography, Interior Design  
McHenry County Fairgrounds  
4-H Building

July 25 at 9am - Saturday

Small Pets & Cat Show, Animal/Vet Science,  
Communication, Global Awareness, Family  
Heritage, Health, Civic Engagement,  
Leadership, Exploratory  
McHenry County Fairgrounds  
4-H Building

July 25 at 1pm - Saturday

ALL MAKER PROJECTS, Shooting Sports,  
Natural Res. & Environment, Aerospace,  
Bicycle, Electricity, Small Engines, Tractor,  
Welding, Woodworking,  
Exploratory, Collections, County projects  
McHenry County Fairgrounds  
4-H Building

August 3 at 9am - Monday

Food Decorating, Food & Nutrition, Crops,  
Horticulture & Floriculture, Plants & Soils,  
McHenry County Fairgrounds  
4-H Building

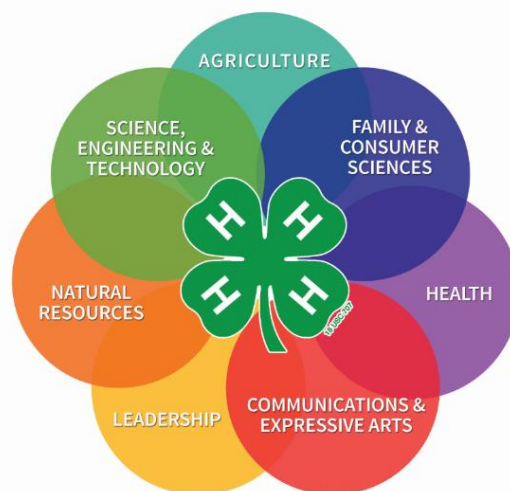
August 4 at 6:30pm – Tuesday

Cloverbud Group judging  
McHenry County Fairgrounds  
4-H Building



# General Project Table of Contents

AEROSPACE	62	PHOTOGRAPHY	35
ANIMAL SCIENCE	44	ROBOTICS	22
CATS and CAVIES & SMALL PETS	42-43	SHOOTING SPORTS - Demonstrations	27
CHILD DEVELOPMENT	50	SHOOTING SPORTS - Displays	61
CIVIC ENGAGEMENT	46	SMALL ENGINES	62
CLOTHING SEWING & TEXTILES	29	TECHNOLOGIES - 3-D, UAV	23
CLOVERBUDS	28	THEATRE ARTS	52
COLLEGE & CAREER READINESS	47	TRACTORS	64
COMMUNICATIONS	47	VETERINARY SCIENCE	45
COMPUTER SCIENCE	21	VIDEO/FILM	25
CONSUMER EDUCATION	48	VISUAL ARTS ASSORTED	37
CROPS	68	VISUAL ART - Chalk/Carbon/Pigment	38
DOGS	18	VISUAL ARTS - SCRAPBOOKING	40
ELECTRICITY	63	VA: FOOD DECORATING	78
ENTOMOLOGY	55	WEATHER	60
ENTOMOLOGY BEEKEEPING	56	WELDING	65
FAMILY HERITAGE	51	WOODWORKING	65
FOODS & NUTRITION	73	Maker project full description	66
FORESTRY	57		
GEOLOGY	57		
HEALTH	51		
HORTICULTURE: FLORICULTURE	70		
HORTICULTURE: VEGETABLE	71		
GARDENING			
INTERCULTURAL	52		
INTERIOR DESIGN	33		
LEADERSHIP	49		
NATURE: NATURAL RESOURCES/OUTDOOR	58		
NATURE: FISHING & WILDLIFE	59		





# PASSPORT TO THE WORLD - CLUB

**SHOW: Friday, March 6, 2020 at 6pm**  
**McHenry County Fairgrounds, Woodstock, IL**

Exhibit a display illustrating the steps that the club has completed on the project selected for the year. Include a written outline or report of accomplishments and future goals.

Exhibits may be from any or all of the three categories listed below:

**Geography:** Prepare a display of the country or region, which includes something on the geography, economy, and/or agriculture of the country/region. Include completed project manual with the display.

**People:** Prepare a display on the people of the country or region. Show something learned about the racial-ethnic groupings, the population, languages, and/or housing. Include completed project manual with the display.

**Culture:** Prepare a display on the culture of the country or region. This might include music, crafts, clothing, housing, holiday celebration, etc. Include completed project manual with the display.

Club members should be prepared for a 5-10 minute presentation to the judge.

## **Premiums**

Premiums will be distributed on the basis of a Blue Award valued at 4x, a Red Award valued at 2x, and a White Award valued at 1x.

## **AWARDS**

<b>State Fair</b>	1 club
<b>Alternate</b>	1 club
<b>Plaques</b>	1 club

***When attending the Illinois State Fair in this area, the guidelines are as follows:***

**Intercultural, Club, Includes *Passport to the World, Diversity & Cultural Awareness, and Latino Cultural Arts Projects* (SF 50235)**  
Exhibit a display illustrating the steps that the club has completed on the project selected for the year. Include a written outline or report of accomplishments and future goals. The exhibit may include, but isn't limited to, original works, objects, demonstrations, digital presentations, programs, websites, games, apps, performances, or posters which you have made. Choose whatever method best shows what the club members have learned. You must furnish any equipment you need for your exhibit. Internet service will not be provided for the exhibit. All exhibits must include something visual, such as a printed copy of a digital presentation, which will remain on display during the exhibition. Electronic equipment will only be used during your personal judging time and will not remain on display during the entire exhibit period. The display must be accompanied by 3 or more club exhibitors at the time of the judge's critique. Club members should make a 5- to 10-minute presentation to the judge. All club members present for the judge's critique should be able to discuss the project and answer questions. Only club members present for judging who participate in the actual critique and presentation are eligible for ribbons and premiums.

**Due to space restrictions, exhibits are limited to 2' 6" wide and 15" deep.**

**Clubs will be responsible for taking the project after judging and bringing it to the 4-H building on the Monday before the fair begins to be displayed during the fair.**



## COMMUNICATIONS: PUBLIC PRESENTATIONS

SHOW: April 4, 2020 at 9:00 am  
McHenry County Extension Office Auditorium



### COMMUNICATIONS: PUBLIC PRESENTATIONS

Enrollment in the Public Presentations project is required to participate in this section. No live animals are allowed in speeches. Counties may advance a total of three entries from any category to the state contest.

#### Premiums

Premiums will be distributed on the basis of Blue award being valued at 4x, Red award valued at 2x, and White award valued at 1x.

#### **Formal Speech | Self-written | Notes Allowed | No props | Individual | 4-8 minutes**

Formal Speeches share the presenter's own unique view and are intended to motivate, persuade, or inform an audience and may include a call to action. Youth deliver a speech on any topic they wish (Original Oratory), or choose one of these four topics on which to speak (Topical Response):

- Welcome to the Digital Age
- What is My Connection to the Global Community?
- Power: Who Has It, Who Doesn't, and Does It Matter?
- If I Could See tomorrow...

#### **Illustrated Speech | Self-written | Notes allowed | Illustrations Required | Individual | 4-8 minutes**

Illustrated Speeches may be used to inform, persuade, or motivate the audience while using a visual aid. Visual aids may be two dimensional, three-dimensional, or digital. Youth may include audience participation. Digital visual aids must be stored on a USB flash drive. Illustrated speeches may be:

- How-to demonstrations which show the audience how to do something.
- Object lessons which use objects as metaphors to share a message.
- Educational models where drawings or diagrams help explain a topic.

#### **Original Works | Self-written | Notes allowed | Props and Costumes Allowed | Individual or 2-Person Team | Manuscripts sent in Advance | 4-8 minutes**

Original works must be written entirely by the presenter. It may be presented as an individual or a two-person team entry. Manuscripts must be sent in advance to the contest. Presentations may be designed for TV, radio, or online media and must be presented live. The types of entries could include:

- Prose and Short Stories
- Poetry
- Broadcast Media Program
- Theatrical
- Combined Program: Combine any number of the above elements along with other creative presentation forms

#### **Oral Interpretation | Published work | Props and Costumes Allowed | Individual or 2-Person Team | Manuscripts sent in Advance | 4-8 minutes**

Presentations in Oral Interpretation must be published works, and manuscripts or transcripts must be submitted prior to the event. They may be presented as an individual or a two-person team entry. The types of entries could include:

- Prose and Short Stories
- Poetry
- Theatrical Interpretation
- Published Speech Recitation: Excerpt from a spoken presentation delivered by a public figure, such as Winston Churchill, Dr. Martin Luther King, Jr., or Maya Angelou
- Combined Program: Combine any number of the above elements along with other creative presentation forms

#### **STATE 4-H Public Presentation Contest – Total of THREE youth may advance to the State competition.**

*\* The state public speaking contest will be held on the state fairgrounds in Springfield during the general project show. Youth may exhibit in the state public speaking contest AND exhibit a project in the general project show. Youth will give their public presentation on the SAME DAY as their county exhibits in the general project show. DEADLINE FOR ADVANCING YOUTH TO THE STATE PUBLIC SPEAKING CONTEST IS JULY 1. See the rules and scoresheets online at 4-H.illinois.edu. Click Member>Projects>Communications.*

## **HORSE SPEECHES** - Horse Project members may earn points towards the McHenry County 2020 Horse Master Competition

4-H Horse Speaking contests help youth gain self-confidence, courage and persuasiveness; share ideas with others; and develop the ability to speak in public to inform others about horse-related subjects and the 4-H Horse project.

**COUNTY LEVEL:** County level Horse speeches may not advance to the State speaking competition; however, members may choose to participate in the 4-H Horse Speaking contest on April 18. See the Illinois 4-H State page for more information and scoresheets: <https://4h.extension.illinois.edu/events/illinois-4-h-horse-speaking-contest>

**Formal Speech (Horse):** Formal Speeches (without props or aids) must be between **5-10 minutes** in length for junior division (less than 14 by January 1 of current year) and **7-10 minutes** in length for senior division (14 but not 18 by January of current year). Must be done by an individual member. Subject must pertain to the horse industry, or be horse related, and be original and factual. Brief notes may be used if desired. Visual aids of any kind will **NOT** be allowed. Contestants should cite their major references after the conclusion of their speech. This will **NOT** count in the allotted time.

**Illustrated Talk (Horse):** Illustrated Talks (with visual aids) must be between **9-12 minutes** in length and done by an individual member. Subjects must pertain to the horse industry, or be horse-related, and be original and factual. It will incorporate the use of visual aids, which would illustrate the topic being discussed. Presentations should not involve the use of live animals; however, model animals may be used. Contestants may use notes; however, excessive use of notes may be counted against the contestant. Contestants should cite their major references after the conclusion of their talk. This will not be counted in the allotted time. If a contestant is using Power Point, they must bring their own equipment.

**Team Demonstration (Horse):** Demonstration will be given by a team of two members and must be between **10-15 minutes** in length. Subjects must pertain to the horse industry, or be horse-related, and be original and factual. A demonstration will show a step-by-step procedure, and explain why each step is essential to develop a particular skill or task. Presentations should not involve the use of live animals; however, model animals may be used. Contestants may use notes; however, excessive use of notes may be counted against the contestant. Contestants should cite their major references after the conclusion of their talk. This will not be counted in the allotted time. If a contestant is using Power Point, they must bring their own equipment.

**Interpretive Reading (HORSE)** is the art of reading aloud from a printed page. The reading must be published works that are horse-related. They may be prose, poetry, short stories, play cuttings, narratives, book or review, or theatrical. You should **NOT** memorize; they are intended to be read from a page.

1. The selected reading must pertain to the horse industry. The reading must be published works.
2. Reading may be prose, poetry, short stories, play cuttings, narratives, book or review, theatrical interpretations, or published speech recitation.
3. Interpretive reading is the art of reading aloud from the printed page.
4. The selection should **NOT** be memorized.
5. Participants must provide 3 hard copies of the reading for the judges to have while the reading is taking place
6. Props and costumes are not used.
7. Contestants should have an opening that includes your name, age, and county. It should also include the title and author of the selection and an introduction (transition to reading).

### **AWARDS:**

**Plaque**                                      1 for Public Speaking

**STATE 4-H Public Presentation Contest** – Total of THREE youth from the **COMMUNICATIONS: PUBLIC PRESENTATIONS** classes **ONLY** may advance to the State competition.

# DOGS



## Shows:

<b>Saturday, July 11, 2020</b>	<b>Car-Dun-Al Dog Obedience, 10783 Wolf Dr, Huntley, IL</b>
<b>Showmanship Fun Match</b>	<b>9:00 am</b>
<b>Obedience Fun Match</b>	<b>9:00 am</b>
<b>Rally Obedience</b>	<b>Immediately following showmanship</b>
<b>Dog Care &amp; Grooming</b>	<b>10:00 am</b>
<b>Saturday, July 18, 2020</b>	<b>Car-Dun-Al Dog Obedience, 10783 Wolf Dr, Huntley, IL</b>
<b>Showmanship 4-H Show</b>	<b>9:00 am</b>
<b>Obedience 4-H Show</b>	<b>9:00 am</b>
<b>Rally Obedience</b>	<b>Immediately following showmanship</b>

## Superintendents:

Lisa Lillie, show coordinator.....	815/210-1260
Chris Northup.....	815/338-2307
Emily Northup .....	815/338-2307

## General Dog Regulations

- All exhibitors must comply with the 2020 McHenry County 4-H Show Regulations as stated in front of the 4-H Fair Book.
- 4-H members must meet the following requirements to be eligible to show at the 4-H Dog show. There will be no "Exhibition Only" entries the day of the show. **NO EXCEPTIONS.**
  - All 4-H members showing a live animal or an animal science project must complete the Quality Assurance and Ethics (QA&E) training for this animal species at least one time in their 4-H career. <http://web.extension.illinois.edu/qaec/>
  - Each exhibitor must attend:
    - TWO Clinics OR**
    - ONE clinic and attendance at ONE Dog Show approved by Instructor OR**
    - ONE clinic and volunteer hours at local shelter with signed proof.**
  - Exhibitors must have attended 4-H or 4-H approved training classes in order to show at the Dog show. Proof of attendance is required.
  - A minimum of 50% of the training classes must be met. This applies to obedience, rally and showmanship.
  - Exceptions can be made for college students.
  - If attending private training classes, the Non 4-H Class Registration form, shot/heartworm records, behavior profile, and the proper training fees must be turned into the Extension Office by March 31, 2020.
  - A copy of the dog's health records should include proof of rabies, DHPP & bordetella. A negative heartworm test must also be included. Dogs must be free from any communicable disease including fleas and parasites.
  - ONLY 4-H members, in the dog project, will be able to train in the dog classes. NO ADULTS will be training dogs.
  - Dogs must be trained by the exhibitor for the duration of the project.
  - Dogs must belong to the exhibitor or immediate family, or the exhibitor must have completed the Permission to Train/Lease Agreement form, submit photos as indicated on the lease agreement form, as well as other required papers to the Extension Office by March 31, 2020.
  - NO ENROLLMENT FORMS WILL BE ACCEPTED WITHOUT PAYMENT, A COPY OF YOUR DOG'S SHOT RECORD OR BEHAVIOR PROFILE.**
  - THESE FORMS MUST BE ON FILE WITH THE EXTENSION OFFICE BY MARCH 31, 2020.**
  - NO DOGS IN HEAT CAN ATTEND CLASS OR BE SHOWN. Please bathe your dog before returning to class.
- Dogs do not have to be AKC registered or purebred to show in the 4-H show. The Illinois 4-H scorecard will be used for scoring.
- Dogs must be crated or on a leash at all times when at the Fun Match and 4-H Dog Show.
- Uncontrollable dogs will be asked to leave.
- Exhibitors are required to clean up after their dogs. NO EXCEPTION!
- Equipment:
  - All dogs exhibited in Obedience must have a regulation collar of the correct size.
  - A six-foot lead is required for all beginner obedience classes.
  - Prong collars are not allowed at the Fun Match or 4-H Dog Show.
  - All dogs exhibited in Showmanship classes must have a regulation lead.
- There will be no "Exhibition Only" entries the day of the show for any classes.
- Special circumstances not covered by these rules will be decided by the 4-H Dog Committee. Committee decisions are final.
- ALL DOGS WILL BE JUDGED ON GROOMING.**
- No hybrid or wolf crosses will be allowed.

## 12. All parents are encouraged to stay during classes.

### Dog Obedience Regulations

1. A dog cannot be shown in a class more than 1 year, except for advanced novice, open, & utility. Exhibitors may show for 2 years in advanced novice, providing the dog does not have a CDX or qualified for a leg on a CDX, Open & Utility exhibitors can show for 3 years in these classes (See Rule 2 for exceptions).;
2. AKC rules will be used for judging. If a dog has 3 qualifying scores for a degree prior to 6 months of the State Fair 4-H Dog show, it must be shown in the next highest class (Open & Utility dogs see Rule 1 for exceptions). The only exception is Beginner II obedience, in which an in experienced handler may show an experienced dog.
3. To be eligible for State Fair:
  - Youth must be 4-H age 8 as of September 1 of the current 4-H year.
  - The dog must have a score of 50% or more of the available points for each exercise on the score sheet, have a final score of at least 170 points for classes of Beginner I, Beginner II, Pre-Novice, Novice, Advance Novice, Graduate Novice.
  - Must receive a qualifying score at the McHenry Count 4-H Dog Show & have the score sheet signed by the judge; or submit to the Extension Office by August 1 a signed & dated qualifying score sheet from the judge of an AKC Obedience Trial.
4. During the judging of the Fun Match, exhibitors will show in the order listed in the program. At the 4-H show, this order will be reversed. If you need to show out of order, contact a superintendent prior to the start of judging.
5. The premiums awarded will be determined solely by the score at the McHenry County 4-H Dog Show.
6. All dogs will be judged for grooming.

### Premiums

Premiums will be distributed on the basis of Blue award at 4 x, a Red award valued at 2 x and a White award valued a 1 x.

### **NO FUN MATCH SCORES CAN BE USED FOR STATE FAIR...NO EXCEPTIONS**

### Obedience Classes

Beginner Novice I  
Beginner Novice II  
Pre-Novice  
Novice  
Graduate Novice

### Rally Obedience Regulations

1. The event will be timed. In event of a tie score, the fastest time will break the tie.
2. A Dog/Handler team must receive 3 qualifying scores before advancing to the next level.
3. Unless otherwise noted, handler may speak to the dog, pat their leg, or clap their hands to encourage.

### Dog Showmanship Regulations

1. Exhibitors will be judged on handling skills, knowledge of breed standards, dog show terminology, & elementary dog anatomy. Dogs will be judged on general health, cleanliness, and grooming.
2. Open to any exhibitor who enrolled in the dog project & has satisfactorily completed approved showmanship training classes.
3. Novice is for exhibitors who have not won a Grand or Reserve Grand Champion in a 4-H competition or won three (3) first places in AKC shows/matches.
4. Only the Grand Champion Junior & Grand Champion Senior from the 4-H Dog Show are eligible for State Fair.
5. All dogs will be judged for grooming.

### Showmanship Classes

Novice Showmanship Junior-Exhibitors ages 8-13 as of Sept. 1, 2019  
Novice Showmanship Senior-Exhibitors ages 14-19 as of Sept. 1, 2019  
Open Showmanship Junior- Exhibitors ages 8-13 as of Sept. 1, 2019  
Open showmanship Senior-Exhibitors ages 14-19 as of Sept. 1, 2019

### Dog Care & Grooming

Exhibitor will be judged on knowledge of his or her dog's health, care & grooming. The exhibitor will demonstrate grooming skills, identify parts of a dog or answer questions about the dog breeds. Health certificates as set forth in General Regulations #8 apply, & must be turned into the Extension Office by the start of classes in April.

## **Plaques**

Best Junior in Show  
Best Senior in Show  
High Scoring Beginner Obedience  
Reserve High Scoring Beginning Obedience  
High Scoring Advanced Obedience  
Reserve High Scoring Advanced Obedience  
High Scoring Rally Obedience  
Reserve High Scoring Rally Obedience  
Grand Champion Senior Showmanship  
Reserve Grand Champion Senior Showmanship  
Grand Champion Junior Showmanship  
Reserve Grand Champion Junior Showmanship

## **Fun Match**

First place awards will be given in each class for showmanship and obedience  
Participation ribbons will be awarded after each class in the Fun Match

## **4-H Dog Show**

Blue, Red, White award ribbons given after each class

Note\*\*\* To qualify for Best in Show, exhibitor must show same dog in grooming, obedience and showmanship.

## **State Fair**

- 1. Exhibitor must be a minimum of 8 years old as of Sept. 1. 2019**
- 2. Obedience: See Rule #3 under Dog Obedience regulations.**
- 3. Showmanship: See Rule #4 under Dog showmanship regulations.**
- 4. Exhibitors must meet all other State regulations to compete at State Fair.**
- 5. Exhibitors planning to attend the State Fair dog show must complete required paperwork and submit to the State Fair office by deadline provided by the Dog Committee and 4-H Staff.**



# COMPUTER TECHNOLOGY

Saturday, July 11, 2020 at 9am  
Auditorium at Extension Office in Woodstock

## Project Areas

Computer Science  
Robotics

Technologies: 3-D Printing & UAV  
Video/Filmmaking

### GENERAL PROJECT REGULATIONS

All exhibitors must comply with the 2020 McHenry County 4-H Club Show regulations on page 11.  
In addition to the General Project Rules, please review the division rules and individual project requirements.

### Superintendents:

ROBOTICS – Brian Barnes..... roboticrovers@gmail.com  
COMPUTERS/Video/Filmmaking – Bob Gallagher.....rjgallagher1@hotmail.com

1. Judging for classes will begin at 9:00 am. All project entry tags must be picked by 10:30 am.
2. Entry tags will be available at check-in. After picking up the entry tag, please tape the entry tag to the exhibit.
3. Prepare a display related to an activity completed in the project. Be prepared to discuss the activity and any results.
4. All items in the display should be affixed to the display board. No additional items should be included.
5. Youth are responsible for taking the project home after judging and bringing it to the 4-H building on the Monday 9am to noon before the fair begins to be displayed during the fair.
6. All exhibits displayed in the 4-H Building are to be removed on Sunday between 5 and 6 pm. Members unable to remove their exhibits are responsible for arranging them to be removed by a leader or another member.
7. The University of Illinois Extension staff and/or volunteers assume no liability for loss or damage to exhibits. All possible caution will be taken to protect the exhibit.

Premiums – Premiums will be distributed on the basis of Blue award being valued at 4x, Red award at 2x, and White award at 1x.



## COMPUTER SCIENCE

Each county may submit 3 entries total from 50159, 50160, 50161, 50162; and 1 entry from 50164.

Exhibitors may bring computer equipment for demonstration purposes. Computers will not be furnished. Internet connections are not available for use by exhibitors. Any member found to be using computer software in a manner that infringes on copyright laws will be disqualified.

**Beginning Visual Programming** (not eligible for state fair)

### **Open to youth in Computer Science Visual Based Programming**

Exhibit a simple program using Scratch (or other simple graphic programming language). The program should include 8 different commands including looping and getting input from the keyboard and mouse. All exhibits must include something visual, such as a poster or printed copy of a digital presentation, which will remain on display during the exhibition. Electronic equipment will only be used during your personal judging time and will not remain on display during the entire exhibit period.

**Intermediate Visual Programming** (SF 50159)

### **Open to youth in Computer Science Visual Based Programming**

Exhibit a program using Scratch (or other simple graphic programming) that you have downloaded from the internet and modified. Compare the two programs and demonstrate the changes you made to the original program; **OR** create an animated storybook using Scratch (or other simple graphical programming language). All exhibits must include something visual, such as a poster or printed copy of a digital presentation, which will remain on display during the exhibition. Electronic equipment will only be used during your personal judging time and will not remain on display during the entire exhibit period.

**Advance Visual Programming** (SF 50160)

### **Open to youth in Computer Science Visual Based Programming**

Exhibit a video game you have created in Scratch (or other simple graphic programming). All exhibits must include something visual, such as a poster or printed copy of a digital presentation, which will remain on display during the exhibition. Electronic equipment will only be used during your personal judging time and will not remain on display during the entire exhibit period.

**Website Design:** (SF 50161)

**Open to youth in Computer Science Visual or Text Based Programming**

Exhibit an original website that you have designed. Internet access will not be provided, so exhibitors must supply their own internet hot spot or the website must be hosted on the exhibitor's computer). All exhibits must include something visual, such as a poster or printed copy of a digital presentation, which will remain on display during the exhibition. Electronic equipment will only be used during your personal judging time and will not remain on display during the entire exhibit period.

**Computer Open Source / Innovation CS** (SF 50162)

**Open to youth enrolled in Computer Science Text-Based Programming or Robotics project).**

Demonstrate the skills and knowledge you have gained through the Computer project. The exhibit may include, but isn't limited to, original works, objects, demonstrations, digital presentations, programs, websites, games, apps, performances, or posters which you have made. Choose whatever method best shows what you've learned. Your exhibit should not fit in the other exhibit options for this project. You must furnish any equipment you need for your exhibit. Internet service will not be provided for the exhibit. Exhibits in this class may also demonstrate successful application of open source (publicly available) computing software and/or hardware, such as Raspberry Pi and Linux, to accomplish a task. All exhibits must include something visual, such as a poster or printed copy of a digital presentation or programming flowchart, which will remain on display during the exhibition. Exhibits in this area will be judged on the computer science programming. Youth enrolled in a robotics project should choose this class if you want the exhibit to be judged on the programming of the robot. Electronic equipment will only be used during your personal judging time and will not remain on display during the entire exhibit period.

**Computer Science Ready4Life Challenge** (SF 50164)

**Open to 11- to 18-year-olds enrolled in any Computer project**

Exhibits in this category must include the following: a) a physical representation of the career or business product such as a model, prototype or display/portfolio that includes images of accomplished work; b) verbal or written explanations that demonstrate knowledge of the related career or business fields, potential careers, and the appropriate requirements for achievement in those fields. The judging criteria for this class values thoroughness of career and/or business exploration and pursuit above the workmanship of the physical specimen on display.

**Computer Science Maker** (SF 50400) **ALL MAKER PROJECTS WILL BE JUDGED SATURDAY, JULY 25, 2020 AT 1PM**

**Counties may submit 3 entries TOTAL combined from all Maker exhibit divisions.**

Exhibits in this category are designed to be multi-disciplinary in nature, innovative, and must not fit into any other exhibit category. For complete Maker Project description and guidelines, see page 66 under ENGINEERING AND TECHNOLOGY



## ROBOTICS

Each county may submit 3 entries total from 50285, 50286, 50288, 50289, 50292; and 1 from 50293 to the State Fair.

**NOTE:** If applicable for their class and display, exhibitors must bring their own computers for demonstration purposes; computers will not be provided. Internet access will not be available.

- Exhibits in classes Robotics 1 beginning, 50285, and 50286 are designed to be used with LEGO Mindstorms (NXT or EV3).
- Any other programmable robot kit such as Arduino or Raspberry Pi, should be exhibited under Innovation Open Source class.

**Robotics 1: Beginning** (not eligible for state fair)

Exhibitors should complete Activities 1-6. Exhibitors will design, build and program a robot that can autonomously follow a predetermined path that changes direction at least 4 times during a single run. They will bring their Robotics Notebook to share what they learned about the engineering design process and programming.

**Robotics 1: Intermediate** (SF 50285)

Exhibitors should complete Activities 7-12. Exhibitors will design, build and program a robot that uses at least one sensor to autonomously follow a path, respond to, and/or avoid obstacles. Exhibitors in this class must use at least one sensor in their robot design. They will bring their Robotics Notebook to share what they learned about the engineering design process and programming.

**Robotics 2** (SF 50286)

Exhibitors should complete Activities 1-7. Exhibitors will design, build and program a robot that uses sensors and programming to complete one of the provided challenges. They will bring their robot and Robotics Notebook to share changes they made to the robot and/or program along the way, and to describe their experience with completing the challenge.

### **Robotics Innovation Open Source Class (SF 50292)**

#### **Open to youth enrolled in Robotics 3, but may also include youth in Robotics 1 or 2 if the exhibit meets the guidelines.**

Exhibit an original robot, either homemade or a kit that does not fall under Robotics 1 or 2 that can complete a task using MULTIPLE sensors. If a robot kit is used, then some parts of the robot must be built using other components such as wood, plastic or metal. The robot can include any types of motors, pneumatics or sensors. The Innovation class can also be used for LEGO Mindstorms or Vex kits where the exhibit does not fall under Robotics 1 or 2 exhibit option. Autonomous control of the robot may also be achieved using an “open source” platform such as Arduino or Raspberry Pi and can be programmed using a coding language that is publicly available. Exhibitors in Robotics Innovation/Open Source class must bring a detailed engineering notebook that describes how the exhibitor designed, built and programmed the exhibit.

**Junk Drawer Robotics** All exhibits should be original designs made with everyday objects and materials. Exhibits with purchased kits will not be accepted. Exhibitors are also required to bring their Junk Drawer Robotics Youth Robotics Notebook with the sections completed for the project they are exhibiting, including the sections leading up to the activity they are exhibiting. For example, if a youth is bringing Activity E from Junk Drawer Level 1, they should have robotics notebook sections A-E completed.

#### **Junk Drawer Robotics 1** (not eligible for state fair)

Exhibit any item from the “To Make” activity from the Junk Drawer Robotics Level 1 Book. Be sure all robotics notebook sections within the module being exhibited are filled in.

#### **Junk Drawer Robotics 2** (SF 50288)

Exhibit any item from the “To Make” activity from the Junk Drawer Robotics Level 2 Book. Be sure all robotics notebook sections within the module being exhibited are filled in.

#### **Junk Drawer Robotics 3** (SF 50289)

Exhibit any item from the “To Make” activity from the Junk Drawer Robotics Level 3 Book. Be sure all robotics notebook sections within the module being exhibited are filled in.

### **Robotics Ready4Life Challenge (SF 50293)**

#### **Open to 11- to 18-year-olds enrolled in any Robotics project**

Exhibits in this category must include the following: a) a physical representation of the career or business product such as a model, prototype or display/portfolio that includes images of accomplished work; b) verbal or written explanations that demonstrate knowledge of the related career or business fields, potential careers, and the appropriate requirements for achievement in those fields. The judging criteria for this class values thoroughness of career and/or business exploration and pursuit above the workmanship of the physical specimen on display.

### **Robotics Maker (SF 50400) ALL MAKER PROJECTS WILL BE JUDGED SATURDAY, JULY 25, 2020 AT 1PM**

#### **Counties may submit 3 entries TOTAL combined from all Maker exhibit divisions.**

Exhibits in this category are designed to be multi-disciplinary in nature, innovative, and must not fit into any other exhibit category. For complete Maker Project description and guidelines, see page 66 under ENGINEERING AND TECHNOLOGY



## **TECHNOLOGIES**

**3-D PRINTING & DESIGN:** Choose one of the following classes based on your interest and skill level.

#### **3-D Design Beginner** (not eligible for State Fair)

No 3-D Printer or 3-D printed object is required for this exhibit. Exhibit a simple 3-D rendered design using Computer Aided Design (CAD) Software such as Tinker CAD or Inventor. The design must be an object that performs a specific task, and may not be based on already existing 3-D models. It must be able to be 3-D printed. Any CAD software can be used, but files must be in .STL format. Bring your design on a Jump Drive to be viewed for judging. Exhibits in this class may not have multiple parts, doors, hinges, or any sort of mechanics.

Exhibitors are expected to use the engineering design process to complete their designs. This process is important to the outcomes and exhibitors must keep a log outlining the step-by-step notes, sketches, and documentation from throughout the design process. The logbook should define the problem that is being solved/use of the object and describe in detail each step of the Engineering Design Process taken during the creation of the invention.

#### **3-D Design Advanced** (not eligible for State Fair)

Exhibitors are expected to go above and beyond those expectations set in 3-D design beginner. No 3-D Printer or 3-D printed object is required for this exhibit. Exhibit a complex 3-D rendered design using Computer Aided Design (CAD) Software such as

Tinker CAD or Inventor. The design must be an object that performs a specific task, and may not be based on already existing 3-D models. It must be able to be 3-D printed. Any CAD software can be used, but files must be in .STL format. Bring your design on a Jump Drive to be viewed for judging. Exhibits in this class MUST NOT have multiple parts, doors, hinges or some sort of mechanistic feature to accomplish a specific task.

Exhibitors are expected to use the engineering design process to complete their designs. This process is important to the outcomes and exhibitors must keep a log outlining the step-by-step notes, sketches, and documentation from throughout the design process. The logbook should define the problem that is being solved/use of the object and describe in detail each step of the Engineering Design Process taken during the creation of the invention.

### **3-D Printing Beginner** *(not eligible for State Fair)*

Exhibit a simple 3-D printed object designed using Computer Aided Design (CAD) Software such as Tinker CAD or Inventor. The 3-D printed object must perform a specific task, and may not be based on already existing 3-D models. It must be 3-D printed using ONLY A COMMERCIALY AVAILABLE HOME/DESKTOP 3-D PRINTER. In addition, original design files must accompany each exhibit. These files must be in .STL format. Bring your design on a jump drive to be viewed for judging. Exhibits in this class may not have multiple parts, doors, hinges or any sort of mechanics.

Exhibitors are expected to use the engineering design process to complete their designs. This process is important to the outcomes and exhibitors must keep a log outlining the step-by-step notes, sketches, and documentation from throughout the design and print process. The logbook should define the problem that is being solved/use of the object and describe in detail each step of the Engineering Design Process taken during the creation of the invention.

### **3-D Printing Advanced** *(not eligible for State Fair)*

Exhibitors are expected to go above and beyond those expectations set in 3-D Printing beginner. Exhibit a Complex 3-D printed object designed using Computer Aided Design (CAD) software such as Tinker CAD or Inventor. The 3-D print must be an object that performs a specific task, and may not be based on already existing 3-D models. Exhibits in this class MUST have multiple parts, doors, hinges or some sort of mechanical feature. It must be 3-D printed using ONLY A COMMERCIALY AVAILABLE HOME/DESKTOP 3-D PRINTER. In addition, original design files must accompany each exhibit. These files must be in .STL format. Bring your design on a Jump Drive to be viewed for judging.

Exhibitors are expected to use the engineering design process to complete their designs. This process is important to the outcomes and exhibitors must keep a log outlining the step-by-step notes, sketches, and documentation from throughout the design and print process. The logbook should define the problem that is being solved/use of the object and describe in detail each step of the Engineering Design Process taken during the creation of the invention.

### **3-D Printing & Design Ready4Life Challenge** *(not eligible for State Fair)*

#### **Open to 11- to 18-year-olds enrolled in any 3-D project**

Exhibits in this category must include the following: a) a physical representation of the career or business product such as a model, prototype or display/portfolio that includes images of accomplished work; b) verbal or written explanations that demonstrate knowledge of the related career or business fields, potential careers, and the appropriate requirements for achievement in those fields. The judging criteria for this class values thoroughness of career and/or business exploration and pursuit above the workmanship of the physical specimen on display.

### **3-D Print & Design Maker (SF 50400) ALL MAKER PROJECTS WILL BE JUDGED SATURDAY, JULY 25, 2020 AT 1PM**

#### **Counties may submit 3 entries TOTAL combined from all Maker exhibit divisions.**

Exhibits in this category are designed to be multi-disciplinary in nature, innovative, and must not fit into any other exhibit category. For complete Maker Project description and guidelines, see page 66 under ENGINEERING AND TECHNOLOGY

### **UNMANNED AERIAL VEHICLES/SYSTEMS (DRONES):**

Choose one of the following classes based on your interest and skill level.

#### **UAV Display** *(not eligible for State Fair)*

Prepare a display related to the Drones/UAV project on the topic of your choosing. The exhibit may include, but isn't limited to, original works, objects, demonstrations, digital presentations, programs, websites, games, apps, performances, or posters which you have made. Choose whatever method best shows what you've learned. You must furnish any equipment you need for your exhibit. Internet service will not be provided for the exhibit. All exhibits must include something visual, such as a printed copy of a digital presentation, which will remain on display during the exhibition. Electronic equipment will only be used during your personal judging time and will not remain on display during the entire exhibit period. Non-UAV/ Drone projects should not be entered in this class.

### **UAV Unmanned Aerial Systems** *(not eligible for State Fair)*

Exhibit one Unmanned Aerial Vehicle and associated system assembled or made by the member. UAV or Drone exhibits in this class must be either originally designed or built from a kit of reconfigurable parts and components. These displays are limited to multicopters (tri, quad, hex, and octocopters), as well as FPV airplanes and flying wings with wingspans up to 36". The UAV MUST have a Flight Controller and utilize a camera/video transmission system. The exhibit will be a static display. The Drone should be in good flying condition with batteries fully charged, and all UAS components (including Video System) ready to demonstrate. DO NOT display your UAV with the propellers on, but rather on the table to the side of your UAV. The Drone will not be flown unless the weather permits, and flights have been approved by the local FAA/Air Traffic Control Tower. Attach the printed directions of the UAV if any were used.

### **UAV Ready4Life Challenge** *(not eligible for State Fair)*

#### **Open to 11- to 18-year-olds enrolled in any UAV project.**

Exhibits in this category must include the following: a) a physical representation of the career or business product such as a model, prototype or display/portfolio that includes images of accomplished work; b) verbal or written explanations that demonstrate knowledge of the related career or business fields, potential careers, and the appropriate requirements for achievement in those fields. The judging criteria for this class values thoroughness of career and/or business exploration and pursuit above the workmanship of the physical specimen on display.

### **UAV Maker** (SF 50400) **ALL MAKER PROJECTS WILL BE JUDGED SATURDAY, JULY 25, 2020 AT 1PM**

#### **Counties may submit 3 entries TOTAL combined from all Maker exhibit divisions.**

Exhibits in this category are designed to be multi-disciplinary in nature, innovative, and must not fit into any other exhibit category. For complete Maker Project description and guidelines, see page 66 under ENGINEERING AND TECHNOLOGY



## **VIDEO/FILMMAKING**

**Equipment will not be present on day of judging. Please be prepared to bring own equipment to county level judging.**

Each county may submit 3 entries total from 50324, 50325, 50326, 50327, 50328; and 1 entry from 50330. Enrollment in the Video project is required to exhibit in the classes in this section.

**All Exhibitors must bring their video to be judged on a USB flash drive and saved in .MP4 format.** Exhibitors are encouraged to post their video on YouTube.com in advance of State Fair. Exhibitors may choose whether to make the video "public, unlisted" (someone must have the link to view it), or "private" (only people you choose may view it). This will allow fairgoers to view the exhibits on display. There will be monitors at the exhibit table for viewing videos so exhibitors will NOT need to bring a laptop or device for viewing.

#### **Requirements that apply to ALL video classes:**

Video submissions should be no longer than five (5) minutes in length (unless noted differently in class description.). Videos are to be original and a result of the member's current year's work. Criteria for judging shall include: (1) Evidence of story line; (2) Use of camera angles; (3) Use of zooming techniques; and (4) Smoothness of scene changes. Image and sound quality will be considered in relation to equipment available to and used by exhibitor. All videos should comply with copyright regulations and display an image that is appropriate for 4-H audiences. No time or date should be imprinted on the video footage. All videos should include an opening title screen, as well as closing credits which include date of production, name of video exhibitor and research sources if appropriate. **All Video/Filmmaking exhibitors must include a printed copy of materials which will remain on display.**

#### **Commercial or Promotional Video** (SF 50324)

Prepare a short video (30 seconds to 1 minute in length) that promotes an event, advertises a specific project/product, or is a public service announcement. The video should demonstrate skills in making and editing video.

#### **Animated Video** (SF 50325)

Video in this class should represent creative animation of original artwork created by the exhibitor and may include stop motion techniques. Media might include images created with graphics software or hand-drawn images.

#### **Documentary** (SF 50326)

Video in this class should represent a research-based investigation into a topic of choice. Video credits should list research sources and may include paper or electronically published materials, as well as, and/or interviews with experts or constituents related to the topic of investigation.

#### **Short Story or Short Narrative** (SF 50327)

Prepare a short video that tells a story. The video should demonstrate skills in making and editing video.

**Video/Filmmaking Innovation Class (SF 50328)**

**Open to youth enrolled in Video/Filmmaking**

Demonstrate the skills and knowledge you have gained through the Video project. **Your exhibit should not fit in the other exhibit options for this project.** The exhibit may include, but isn't limited to, original works, objects, demonstrations, digital presentations, programs, websites, games, apps, performances, or posters which you have made. Choose whatever method best shows what you've learned. You must furnish any equipment you need for your exhibit. Internet service will not be provided for the exhibit. All exhibits must include something visual, such as a printed copy of a digital presentation, which will remain on display during the exhibition. Electronic equipment will only be used during your personal judging time and will not remain on display during the entire exhibit period.

**Video/Film Ready4Life Challenge (SF 50330)**

**Open to 11- to 18-year-olds enrolled in any Video/Film project.**

Exhibits in this category must include the following: a) a physical representation of the career or business product such as a model, prototype or display/portfolio that includes images of accomplished work; b) verbal or written explanations that demonstrate knowledge of the related career or business fields, potential careers, and the appropriate requirements for achievement in those fields. The judging criteria for this class values thoroughness of career and/or business exploration and pursuit above the workmanship of the physical specimen on display.

**Video Maker (SF 50400) ALL MAKER PROJECTS WILL BE JUDGED SATURDAY, JULY 25, 2020 AT 1PM**

**Counties may submit 3 entries TOTAL combined from all Maker exhibit divisions.**

Exhibits in this category are designed to be multi-disciplinary in nature, innovative, and must not fit into any other exhibit category. *For complete Maker Project description and guidelines, see page 66 under ENGINEERING AND TECHNOLOGY.*

**AWARDS**

**Plaques**

Computer Science  
Robotics  
Video/Filmmaking

**State Fair**

3 entries for Computer Science  
1 entry for Computer Ready4Life Challenge  
3 entries for Robotics  
1 entry for Robotics Ready4Life Challenge  
3 entries for Video/Filmmaking  
1 entry for Video/Filmmaking Ready4Life Challenge



# Shooting Skills Demonstration Days

(Check with instructor/s for beginning times)

July 14/15, 2020 .....ARCHERY *McHenry County Fairgrounds*  
July 16, 2020 ..... AIR RIFLE *McHenry County Fairgrounds*  
July 29, 2020..... SHOTGUN *McHenry Sportsmen's Club in Johnsburg*



## **Shooting Sports Coordinator:**

Mary Kanter [the1mkanter@gmail.com](mailto:the1mkanter@gmail.com) 815-687-8212

## **Archery Discipline Instructors:**

Pam Polizzi [jeanlogs@yahoo.com](mailto:jeanlogs@yahoo.com) 815-236-6533  
Michelle Frank [fast73crew@gmail.com](mailto:fast73crew@gmail.com) 815-356-8265

## **Rifle Discipline Instructors:**

David Bender [dbender@rsna.org](mailto:dbender@rsna.org)  
Jeremy Olsen [ancientsociety79@gmail.com](mailto:ancientsociety79@gmail.com)

## **Shotgun Discipline Instructor:**

Laura Fry [LFRY04@gmail.com](mailto:LFRY04@gmail.com) 815-341-7466

## **REQUIREMENTS FOR COMPLETION**

1. **ALL members** must meet all of the following criteria:
  - a. Attended 3/4 of the meetings/sessions. Provide clear communication with instructor, if missing a meeting/session
  - b. Attended safety course taught by Shooting Sports Instructors
  - c. Any practice outside of 4-H Shooting Sports meetings should be included on the individual practice log.
2. Participate in the County Shooting Skills Demonstration Day **OR** MAKE A PROJECT related to your discipline. Create an exhibit that shows the public what you learned in shooting sports education this year.

## **Skill Shoot Conditions**

1. Members are only allowed one opportunity to complete the skills demo.
2. It is expected that members have participated in 3/4 practice sessions and are familiar with range rules and equipment. Significant instruction will not be provided the day of skills demo. Safety violations will result in removal from the range without the ability to complete the skills demo.
3. Outside Coaching / Instruction is prohibited once the member enters the range for a skills demo.
4. Should a participant need to complete their skills demo prior to the scheduled skills demo days, the same conditions will apply including limitations on practice and warm-up. A member shall notify an instructor of the need to complete their skills demo before entering the range for the first time for that day.

## **Archery Shoot Procedure**

1. Archers will select their preferred equipment when they hear the proper whistle command.
2. Archers will be allowed to warm up by shooting up to 4 arrows. Questions may be asked of the instructor during warm up only.
3. For skills demo scoring archers will shoot 4 arrows.
4. Archers will be expected to follow all range rules and be able to answer questions about these rules and about the equipment.
5. In the event that a bow becomes disabled during the demo the member will be allowed to select a different bow.

## **Rifle Shoot Procedure**

1. Member must select and shoot 3 out of 5 shooting positions (bench, prone, sitting, kneeling or standing) for skills demo scoring.
2. 10 rounds of ammunition will be provided per shooting position.
3. One 10 shot sight-in practice round (any position) will be permitted prior to skills demo.
4. Immediately following the 10 shot sight-in practice round:
  - a. A new official skills demo target will be provided.
  - b. Each shooting position will be shot in consecutive order, with a change of target between shooting position.
  - c. Therefore, only a maximum of 10 shots per each target.
5. Official scoring of each target will take place at a later date.
6. In the event that a rifle becomes disabled during the skills demo, the member will be allowed to select a different rifle and will be provided up to 5 practice shots before resuming their skills demo.

## **Shotgun Shoot Procedure**

1. Two practice shots from each shooting station will be permitted prior to the skills demo.
2. Immediately following the practice round: The skills demo round will consist of 25 shots - five shots from each shooting station.
3. In the event that a shotgun becomes disabled during the skills demo, the member will be allowed to select a different shotgun and will be provided up to 5 practice shots before resuming their skills demo.

# CLOVERBUDS

## INDIVIDUAL PROJECT SHOW & TELL:

Friday, July 24, 2020 at 9 am  
Building D, Fairgrounds, Woodstock

## GROUP SHOW & TELL:

Tuesday, August 4, 2020 at 6:30 pm  
4-H Building, Fairgrounds, Woodstock

### Non-Premium Eligible Project

#### Regulations

1. The following class is for youth enrolled as a Cloverbud between the ages of 5-7 years old.
2. Cloverbuds is a non-premium class. Cloverbud participation ribbons will be awarded to each member.
3. All exhibitors must comply with the 2020 McHenry County 4-H Show Regulations as stated in the front of the 4-H Fair Book selection.
4. Cloverbud Group project enrollment will be completed by the cloverbud leader in the month leading up to the fair.
5. The group leader may be present during the Cloverbud members' "show & tell".
6. Individual "Show and Tell" will be done one-on-one between the 4-H member and judge. An area will be provided for parents to wait or watch inside the judging area.
7. It is recommended that older Cloverbuds participate in the individual Cloverbud Show & Tell to prepare for Conference judging when they transition into the older groups. It is NOT recommended that younger Cloverbuds participate in the Individual Show & Tell.
8. Individual and Group displays will be displayed at the McHenry County Fair.
9. All exhibits are to be removed from 4-H Building on **Sunday between 5 and 6 pm**. Members unable to remove their exhibits are responsible for arranging them to be removed by a leader or another member.
10. The University of Illinois Extension staff and/or volunteers assume no liability for loss or damage to exhibits. All possible caution will be taken to protect the exhibit.

### Cloverbud Individual Display

Cloverbud members are encouraged to prepare a display illustrating an activity or item from a Cloverbud curriculum area:

Aerospace 1  
Beading  
Bicycle 1  
Cloverbud Series 1  
Embryology 1  
Exploring Farm Animals  
Expressive Art

Latino Cultural Arts  
Personal Dev & leadership  
Science & Technology  
Step Up to Leadership 1  
Vegetable Gardening A  
Veterinary Science 1  
*Welcome to 4-H (grds 1-3)*

### Cloverbud Group Display

A Cloverbud group should prepare a display of activities made from a Cloverbud curriculum area prepared jointly from the membership. A table area of approximately 2 ½'x2 ½' will be available for display. One or more members should be available to discuss information at the time of sharing along with the leader.

Exploring 4-H Group Activities  
Aerospace 1  
Beading  
Bicycle 1  
Cloverbud Series 1  
Embryology 1  
Exploring Farm Animals  
Expressive Art

Latino Cultural Arts  
Personal Dev & leadership  
Science & Technology  
Step Up to Leadership 1  
Vegetable Gardening A  
Veterinary Science 1  
*Welcome to 4-H (grds 1-3)*



# Clothing and Textiles - SEWING

Friday, July 25, 2020 at 9:00am

Building D, Fairgrounds, Woodstock



Project Area

Clothing and Textiles

Judging Time

9:00 am

## Clothing and Textiles

SUPERINTENDENTS:

Janine Heidtke.....bjheidtke@sbcglobal.net

Clothing Committee:

Judy Corson.....815/338-5798

Richanne Nicolai.....815/648-2375

GENERAL PROJECT REGULATIONS

All exhibitors must comply with the 2020 McHenry County 4-H Club Show regulations on page 11.

In addition to the General Project Rules, please review the division rules and individual project requirements.

Regulations

1. All exhibitors must comply with the 2020 McHenry County 4-H Club Show regulations.
2. Projects will be judged at the county judging on July 25 in Building D.
3. Judging for classes will begin at 9 am. All project entry tags must be picked up by 10:30 am.
4. Judging will be done one-on-one between the 4-H member and judge. No parent/guardian will be allowed in the judging area. An area will be provided for parents to wait or watch. Individual judging, not to exceed 10 minutes.
5. Members or individuals for whom the garment was constructed will model the garment for fit and design a complete outfit with accessories the day of judging.
6. For construction judging, **members are to carry their complete pattern, guide sheet, and envelope** with them for judge's reference. Members should be prepared to answer questions on the economics of their garment.
7. Members will be judged on ONE complete outfit that is worn. Extra pieces carried will not be judged.
8. Members may show ONE of the following; construction garment or non-clothing constructed article and/or purchased garment.
9. Members with constructed garments should carry their garment for construction judging and the individual for whom the garment was constructed should wear the garment for fit and design judging.
10. Garments may not be exhibited more than 1 year.
11. Progress must be shown each year in the project.
12. All garments and non-clothing constructed articles are to be exhibited at the Fair on hangers in clear plastic bags. It is the responsibility of the 4-H youth to bring their clothing/sewing item to the **4-H building on Monday before the McHenry County Fair between 8am-12pm**. Exhibitors will need to **pick up the items** in the **4-H Building between 5pm-6pm on Sunday**.
13. All entries must be tagged. Exhibit tags will be available at check-in and must be completed and attached to the entry.
14. Rating stickers received during judging are to remain on exhibit throughout the fair. Ribbons may be picked up immediately after your project is judged, or at the 4-H Office in the 4-H Building.
15. Any member not able to remove his/her own exhibit is responsible for having it removed by a leader or another member.
16. The University of Illinois Extension staff and/or volunteers assume no liability for loss or damage to exhibits. All possible caution will be taken to protect the exhibit.

Premiums: Premiums will be distributed on a basis on Blue award being valued at 4x, Red award valued at 2x, White award at 1x.

## CLOTHING & TEXTILES

Each county may submit 3 STEAM entries total from 50151 a-c, 50152 a-c, 50153 a-c; 2 shopping entries from 50154, 50155, 50156; and 1 Ready4Life entry from 50157.

All exhibits entered in the clothing and textiles area will be judged based on their construction and fit (if applicable). Exhibitors bringing garments should not wear their garments when they arrive for judging. The garment will be reviewed by the judges for construction first. Exhibitors will be asked to change into the garment as the second step of the judging process. If the garment was constructed for another individual, that individual must be present to wear the garment for the judge. (Only the exhibitor who made the garment is eligible for ribbon and premium.) Construction and appearance will both be considered during judging. If a pattern was used to make the item, the pattern instructions, either written or electronic, are to be included with the exhibit. Exhibit tags should be attached to the garment, not to the hanger.

Members wishing to exhibit knitted items should enroll in Visual Arts and exhibit in Fiber (if original) or Heritage Arts (if made from a pattern). Members who enroll in Clothing & Textiles with the intent of pursuing quilting can exhibit in the non-clothing exhibit category in STEAM Clothing 1—FUNdamentals. Quilts exhibited in the Clothing & Textiles area will be judged using a rubric that evaluates the sewing skills and construction of the item. All work on the quilt MUST be completed by the 4-H member. You cannot exhibit a quilt that was quilted by someone else. Quilts can be hand OR machine quilted as long as ALL work is completed by the exhibitor.

## **CLOTHING: STEAM**

### **STEAM Clothing 1 – FUNdamentals: (SF 50151a, 50151b, 50151c)**

Exhibit one of the following in either the Non-Sewn, Non-Clothing, or Clothing exhibit divisions:

#### **Non-Sewn Exhibits (SF 50151a) Exhibit one of the following:**

- Clothing Portfolio – Complete at least three different samples/activities from Chapter 2 and/or Chapter 3 of the project manual. Examples of samples you might include: How Two Magically Become One, pages 85-86; No Fear of Fray, pages 93-95; Two Sides of the Moon, pages 97-99; On the Flip Side, pages 101-104; Basic Hand Sewing Skills, pages 106-108. The Portfolio should be placed in an 8 ½ x 11, 3 ring binder. Include an appropriate cover, dividers, and table of contents. NOTE – additional pages can be added each year but must be dated with the year. See pages 9-10 of project manual for portfolio formatting.
- Fabric Textile Scrapbook – Must include at least 5 different textile samples. Use Textile Information Cards template on page 41 in project manual to identify fabric swatches. Completed textile cards should be placed in an 8 ½ x 11, 3 ring binder. Include an appropriate cover. See project manual, pages 42-74, for fabric options and fabric science experiments.
- What’s the Difference - What’s the Price Point – Exhibit may include a notebook, poster, small display sharing a project comparison and price point. See activity, pages 118-120. Exhibit should include PHOTOS; NO actual PILLOWS.

*Beginning Sewing Exhibits – exhibits in this class must be made from medium weight woven fabrics that will sew and press smoothly, flannel/fleece is acceptable. Solid color fabrics or those having an overall print are acceptable. NO PLAIDS, STRIPES, NAPPED or JERSEY KNIT. Patterns should be simple WITHOUT DARTS, SET-IN SLEEVES, and COLLARS. Raglan and loose flowing sleeves are acceptable.*

#### **Sewn Non-Clothing Exhibits (SF 50151b) Exhibit one of the following:**

- Pillowcase
- Simple Pillow – no larger than 18” x 18”
- Bag/Purse – no zippers or button holes
- Other non-clothing item using skills learned in project manual

#### **Sewn Clothing Exhibits (SF 50151c) Exhibit one of the following:**

- Simple top
- Simple pants, shorts, or skirt – no zipper or button holes
- Simple Dress – no zipper or button holes
- Other – other wearable item using skills learned in project manual (apron, vest, etc.)

### **STEAM Clothing 2 – Simply Sewing: (SF 50152a, 50152b, 50152c)**

Exhibit one of the following in either the Non-Sewn, Non-Clothing, or Clothing exhibit divisions:

#### **Non-Sewn Exhibits (SF 50152a) Exhibit one of the following:**

- Clothing Portfolio – Complete at least four different samples/activities from Chapters 2, 3 AND/OR 4 of the project manual. The Portfolio should be placed in an 8 ½ x 11, 3 ring binder. Include an appropriate cover, dividers, and table of contents. NOTE – this can be a continuation of a Portfolio created in STEAM Clothing 1. Additional pages can be added each year but must be dated with the year created. See project manual, pages 9-11 for portfolio formatting.
- Expanded Textile Science Scrapbook – Must include at least 10 different textile samples. Use Textile Information Cards template on page 39 in project manual to identify fabric swatches. Completed textile cards should be placed in an 8 ½ x 11, 3 ring binder. Include an appropriate cover. See Project, pages 40-82 for fabric science experiments.
- Design Basics – Understanding Design Principles – Exhibit should include a learning experience that demonstrates the design principles and elements involved when selecting fabric for clothing and accessories. See project manual, pages 17-20 for design suggestions.
- Entrepreneurial Sewing – Exhibit should highlight items you made for sale online. Create an exhibit that displays products you made and posted online. Refer to the project manual, pages 161-167 for information on how to analyze the cost of similar purchased items to determine pricing of your products. The exhibit may be a notebook, poster or small display.

**Sewn Non-Clothing Exhibits (SF 50152b) Exhibit one of the following:**

- Recycled Clothing Accessory – Create a clothing accessory made from a used item. The item must be changed in some way in the redesign process. The finished accessory must reflect at least one skill learned in the project and exhibitor should be able to identify the skill used. A before picture and a description of the redesign process must accompany the exhibit. Clothing accessory may include: hat, bag, scarf, belt, etc.
- Non-clothing item OR Clothing Accessory – Create a clothing accessory using at least one skill learned in this project. Exhibitor should be able to identify the skill used.

**Sewn Clothing Exhibits (SF 50152c) Exhibit one of the following:**

- Recycled Clothing – Create a garment from used textile based items. The original used item must be redesigned (not just embellished or decorated) in some way to create a new wearable piece of clothing. The finished garment must reflect at least one skill learned in this project and exhibitor should be able to identify the skill used. A before picture and a description of the redesign process must accompany the exhibit.
- Constructed garment – Any garment with facings or curves. Should use at least one skill learned in this project and exhibitor should be able to identify the skills used. Garment should be appropriate for the age and experience of the member.

**STEAM Clothing 3 – A Stitch Further: (SF 50153a, 50153b, 50153c)**

Exhibit one of the following in either the Non-Sewn, Non-Clothing, or Clothing exhibit divisions:

**Non-sewn Exhibits (SF 50153a) Exhibit one of the following:**

- Clothing Portfolio – Complete at least four different samples/activities from Chapters 2, 3 AND/OR 4 of the project manual. The Portfolio should be placed in an 8 ½ x 11, 3 ring binder. Include an appropriate cover, dividers, and table of contents. NOTE – this can be a continuation of a Portfolio created in STEAM Clothing 1 and/or STEM Clothing 2. Additional pages can be added each year but must be dated with the year created. See project manual, pages 11-13 for portfolio formatting.
- Expanded Textile Science Scrapbook - Must include at least 10 different textile samples. Use Textile Information Cards template on page 29 in project manual to identify fabric swatches. Completed textile cards should be placed in an 8 ½ x 11, 3 ring binder. Include an appropriate cover. See Project, pages 39-52 for fabric science experiments.
- Advanced Entrepreneurial Sewing – Using knowledge gained in project manual, Chapter 5, display one sample product with a business plan that includes a business ID and logo. The Exhibit may be a notebook, poster or small display.

**Sewn Non-Clothing Exhibit (SF 50153b) Exhibit one of the following:**

- Recycled Clothing Accessory – Create a clothing accessory made from a used item. The item must be changed in some way in the redesign process. The finished accessory must reflect at least one skill learned in the project and exhibitor should be able to identify the skill used. A before picture and a description of the redesign process must accompany the exhibit.
- Non-clothing item OR Clothing Accessory – Create a clothing accessory using at least one skill learned in this project. Exhibitor should be able to identify the skill used.

**Sewn Clothing Exhibit (SF 50153c) Exhibit one of the following:**

- Recycled Clothing – Create a garment from used textile based items. The original used item must be redesigned (not just embellished or decorated) in some way to create a new wearable piece of clothing. The finished garment must reflect at least one skill learned in this project and exhibitor should be able to identify the skill used. A before picture and a description of the redesign process must accompany the exhibit.
- Constructed garment – Any garment constructed by the member which is appropriate for the age and experience of the exhibitor. Should use at least one skill learned in this project and exhibitor should be able to identify the skills used. Possible examples are wool garment, dress or jacket with set in sleeves and zipper or buttons and button holes, suites evening gown or sport outfit.

## **CLOTHING: SHOPPING**

Exhibit one of the following options that align with the Shopping in Style level. If a garment is part of the 4-H exhibit, exhibitors should put the garment on PRIOR to their judging time.

Shopping in Style: Members are encouraged to spend more than one year involved in this project so they have time to learn what clothing styles look best on them while they also gain skills in building a versatile wardrobe and staying within their budget. Each year enrolled in Shopping should build on previous year's learning experience.

**Shopping in Style: (SF 50154)**

**Beginning** – Choose one of the following activities from Unit 1 or Unit 2 of the project book

- Exhibit should consist of a garment that reflects your personal style along with a poster or report that 1) explains how this garment reflects your style and how it influences what others think of you; **OR** 2) how your personal style either aligns or contradicts what is considered to be “in style” today. **OR**
- Exhibit should include a garment you purchased along with a poster or report that explains or illustrates how this garment is

either 1) a modern version of a fad or fashion from an earlier decade; **OR** 2) how this garment reflects a different ethnic or cultural influence. **OR**

- Exhibit should include garment you purchased along with a poster or report that provides 1) a body shape discussion and how body shape influences clothing selections; **OR** 2) a color discussion that provides an overview of how different colors complement different hair colors and skin tones and how that influenced garment selection. Poster or report may include pictures from magazines, the internet or actual photos of garments. **OR**
- Exhibit should include garment you purchased along with a poster or report that 1) explains how this garment uses the principles of design lines to create an illusion to alter appearance; **OR** 2) explains how color and texture of fabrics can complement or enhance appearance. Poster or report may include pictures from magazines, the internet, or actual photos of garments.

**Intermediate** – Choose one of the following activities from Unit 3 or Unit 4 of the project book (SF 50155)

- Exhibit should include two clothing items that were previously a part of your wardrobe that still fit but you don't wear anymore and pair them with something new to make them wearable again. Also include a report that explains why the garment was not being worn and what you did to transform it into a wearable garment again. **OR**
- Exhibit should include at least five pieces of clothing that exhibitor can mix and match to create multiple outfits. Include a poster or report that includes a clothing inventory **AND** describes what you have learned by completing this activity. **OR**
- Exhibit should include garment you purchased along with a poster or report that 1) includes a wardrobe inventory which indicates why you selected the garment you did, clothing budget, and cost of garment; **OR** 2) explains how advertising influences clothing purchases making a distinction between wants and needs; and how the purchase of this garment compliments and/or extends your wardrobe. **OR**
- Exhibit should include garment you purchased along with a poster or report that 1) describes a cost comparison of this item completed by the exhibitor when purchasing the garment; should include variety of shopping options and/or price tracking at stores over a period of time; **OR** 2) provides a quality comparison rating the specific clothing item purchased based on care, construction, cost and unique features; should include construction quality details, design features that influenced selection, cost per wearing, and garment care.

**Advanced** – Choose one of the following activities from Unit 5 or Unit 6 of the project book (SF 50156)

- Exhibit should include garment you purchased along with a poster or report that summarizes care requirements not only for this garment but also for garments made of other natural and synthetic fibers; exhibit should also include a care cost analysis for garments of different fibers. **OR**
- Exhibit should include garment you purchased which you have repaired or altered along with a poster or report that provides a clothing inventory list which includes cost savings for repaired items as compared to purchasing replacement garments.
- Exhibit should include multiple garments you purchased along with a poster or report that provides plans and commentary for a fashion show that that would capture the attention of an audience. Fashion show plans should identify target audience, include show venue, purpose of the show, and logistical plan for the fashion show. This should also include a financial plan. Exhibitor should be prepared to demonstrate modeling skills.

**Sewing & Textiles Ready4Life Challenge:** (SF 50157)

**Open to 11- to 18-year-olds enrolled in any Sewing & Textiles project.**

Exhibits in this category must include the following: a) a physical representation of the career or business product such as a model, prototype or display/portfolio that includes images of accomplished work; b) verbal or written explanations that demonstrate knowledge of the related career or business fields, potential careers, and the appropriate requirements for achievement in those fields. The judging criteria for this class values thoroughness of career and/or business exploration and pursuit above the workmanship of the physical specimen on display.

**Clothing Maker** (SF 50400) **ALL MAKER PROJECTS WILL BE JUDGED SATURDAY, JULY 25, 2020 AT 1PM**

**Counties may submit 3 entries TOTAL combined from all Maker exhibit divisions.**

Exhibits in this category are designed to be multi-disciplinary in nature, innovative, and must not fit into any other exhibit category.

*For complete Maker Project description and guidelines, see page 66 under ENGINEERING AND TECHNOLOGY*

## **AWARDS**

### **Plaques**

**STEAM Clothing & Textiles**  
**STEAM Clothing & Textiles**  
**STEAM Clothing & Textiles**  
**STEAM Clothing & Textiles**  
**Shopping in Style**

### **State Fair**

3 entries for STEAM Clothing 1-3 - STATE  
2 entries for Shopping in Style  
1 entry for Sewing & Textiles Ready4Life Challenge

# INTERIOR DESIGN

SHOW: Friday, July 24, 2020 at 1pm  
4-H Building, Fairgrounds, Woodstock



## SUPERINTENDENT:

Judy Corson.....815/338-5798

## GENERAL PROJECT REGULATIONS

1. All exhibitors must comply with the 2020 McHenry County 4-H Club Show regulations on page 11.
2. In addition to the General Project Regulations, please review the division rules and individual project requirements.

## Regulations

1. Judging for classes will begin at 1pm. All project entry tags must be picked by 2:30 pm.
2. Entry tags will be available at check-in. After picking up the entry tag, please tape the entry tag to the exhibit.
3. Items to be considered for State Fair, which are furniture or items meant to be displayed on the floor must fit into a 3'x3' space. Table top displays should fit into an area no larger than 2' wide x 15" deep.
4. All exhibits displayed in the 4-H Building are to be removed on Sunday between 5 and 6 pm. Members unable to remove their exhibits are responsible for arranging them to be removed by a leader or another member.

**Premiums** Premiums will be distributed on the basis of Blue award being valued at 4X, Red award valued at 2X, and White award at 1X.

## INTERIOR DESIGN

Each county may submit 2 entries total from 50242, 50243, 50244, 50245; and 1 entry from 50247.

### **Design Decisions, Beginning (SF 50242)**

Any exhibit must have been created or redesigned by the exhibitor as part of their current Interior Design 4-H project. Exhibitors should be knowledgeable about various aspects of the project. Exhibits could include items such as, but not limited to, comparison studies of different products or techniques; made accessories, wall-hangings, window coverings, or furniture items; refinished or redesigned furniture; or a plan to solve some type of interior design problem. Exhibit should be appropriate to the exhibitor's age, skills and ability in this project.

### **Design Decisions, Intermediate (SF 50243)**

Any exhibit must have been created or redesigned by the exhibitor as part of their current Interior Design 4-H project. Exhibitors should be knowledgeable about various aspects of the project. Exhibits could include items such as, but not limited to, comparison studies of different products or techniques; made accessories, wall-hangings, window coverings, or furniture items; refinished or redesigned furniture; or a plan to solve some type of interior design problem. Exhibit should be appropriate to the exhibitor's age, skills and ability in this project.

### **Design Decisions, Advanced (SF 50244)**

Any exhibit must have been created or redesigned by the exhibitor as part of their current Interior Design 4-H project. Exhibitors should be knowledgeable about various aspects of the project. Exhibits could include items such as, but not limited to, comparison studies of different products or techniques; made accessories, wall-hangings, window coverings, or furniture items; refinished or redesigned furniture; or a plan to solve some type of interior design problem. Exhibit should be appropriate to the exhibitor's age, skills and ability in this project.

### **Interior Design Innovation Class (SF 50245)**

#### **Open to enrolled in Interior Design.**

Demonstrate the skills and knowledge you have gained through the Interior Design project. The exhibit may include, but isn't limited to, original works, objects, demonstrations, digital presentations, programs, websites, games, apps, performances, or posters which you have made. Choose whatever method best shows what you've learned. Your exhibit should not fit in the other exhibit options for this project. You must furnish any equipment you need for your exhibit. Internet service will not be provided for the exhibit. All exhibits must include something visual, such as a printed copy of a digital presentation, which will remain on display during the exhibition. Electronic equipment will only be used during your personal judging time and will not remain on display during the entire exhibit period.

### **Interior Design Ready4Life Challenge (SF 50247)**

#### **Open to 11- to 18-year-olds enrolled in the Interior Design project.**

Exhibits in this category must include the following: a) a physical representation of the career or business product such as a model, prototype or display/portfolio that includes images of accomplished work; b) verbal or written explanations that demonstrate



knowledge of the related career or business fields, potential careers, and the appropriate requirements for achievement in those fields. The judging criteria for this class values thoroughness of career and/or business exploration and pursuit above the workmanship of the physical specimen on display.

**Interior Design Maker (SF 50400) ALL MAKER PROJECTS WILL BE JUDGED SATURDAY, JULY 25, 2020 AT 1PM**

**Counties may submit 3 entries TOTAL combined from all Maker exhibit divisions.**

Exhibits in this category are designed to be multi-disciplinary in nature, innovative, and must not fit into any other exhibit category.

*For complete Maker Project description and guidelines, see page 66 under ENGINEERING AND TECHNOLOGY.*

**AWARDS**

**Plaque**

Interior Design

**State Fair**

2 entries from Interior Design

1 entry for Interior Design Ready4Life Challenge

# PHOTOGRAPHY

Friday, July 24, 2020 at 1:00 pm  
4-H Building, Fairgrounds, Woodstock



## Superintendent:

Richanne Nicolai..... 815-648-2375

## GENERAL PROJECT REGULATIONS

All exhibitors must comply with the 2020 McHenry County 4-H Club Show regulations on page 11.  
In addition to the General Project Rules, please review the division rules and individual project requirements.

## Regulations

1. All exhibitors must comply with 2020 McHenry County 4-H Show Regulations as stated under 4-H show Rules and Regulations.
2. Judging for classes will begin at 1 pm. All project entry tags must be picked by 2:30 pm.
3. Entry tags will be available at check-in. After picking up the entry tag, please tape the entry tag to the exhibit.
4. Black and white or colored prints will be accepted in any class, unless otherwise noted.
5. All pictures must have been taken during the current 4-H year.
6. Mount pictures on mat board, mount board, poster board, or in a frame, under glass unless otherwise noted.
7. All exhibits displayed in the 4-H Building are to be removed on Sunday of the fair between 5 and 6 pm. Members unable to remove their exhibits are responsible for arranging them to be removed by a leader or another member.
8. The University of Illinois Extension staff and/or volunteers assume no liability for loss or damage to exhibits. All possible caution will be taken to protect the exhibit.

Premiums Premiums will be distributed on the basis of Blue award being valued at 4X, Red award valued at 2X, and White award at 1X.

## PHOTOGRAPHY

Each county may submit 3 entries total from 50268, 50269, 50270, 50271, 50272; and 1 entry from 50274.

ALL photos in exhibits must have been taken by the exhibitor. Photo/Model releases from individuals pictured in the exhibitor's photographs are required unless the photograph is of a group in a public place where identification would not be an issue. The release can be obtained at: <https://4h.extension.illinois.edu/members/projects/photography> . Photos may be taken with a camera, an electronic tablet (i.e. iPad), or a cell phone.

ALL photos (including Photo Editing exhibits) must be accompanied by details of the camera settings that include:

- a. Camera/device used
- b. Aperture (F-stop)
- c. Exposure time (shutter speed)
- d. ISO (film/sensor sensitivity)
- e. Lighting used (flash, artificial, sunlight, other)
- f. Photo editing software/application used (required for ALL edits and retouches except for cropping)
- g. Filters used (lens filters and or digital/software filters)

Members are allowed to shoot on a camera's automatic setting, but should be able to find the metadata information on the photo to discuss the information above.

The exhibition size requirements for all photographs will be:

Minimum image size: 5X7

Maximum image size: 8X10

Maximum exhibit size (including frame): 18X20

All exhibitors must include unframed (taped to the back of the framed exhibit or attached to the project booklet) **un-edited** versions of either the same subject or the examples of the same technique that the framed image represents. This will assist the judge in understanding the choices made by the photographer to build the exhibited composition.

**NOTE:** Images taken with devices that apply an automatic filter will not be eligible for award.

### **Photography 1 (SF 50268)**

Exhibit one framed photo which demonstrates your understanding of a technique you learned from your Photography 1 project manual. No photo editing is allowed in this class except cropping and red eye removal. Be prepared to show the page in the manual of the technique you are demonstrating.

### **Photography 2 (SF 50269)**

Exhibit one of the options listed below:

- Exhibit one framed 8"x10" close-up photograph using the skills learned on page 62-63 of the project manual titled "Bits and Pieces." No photo editing is allowed in this class except cropping and red eye removal; **OR**
- Exhibit one framed 8"x10" photo which demonstrate your understanding of a technique you learned from your Photography 2 project manual. No photo editing is allowed in this class except cropping and red eye removal. Be prepared to show the page in the manual of the technique you are demonstrating.

### **Photography 3 (SF 50270)**

Exhibit one of the options listed below:

- Exhibit one framed 8" x 10" still-life photo that demonstrates good composition, including color, form, texture, lighting and depth of field. No photo editing is allowed in this class except cropping and red eye removal; **OR**
- Exhibit one framed 8"x10" photo which demonstrate your understanding of a technique you learned from your Photography 3 project manual. No photo editing is allowed in this class except cropping and red eye removal. Be prepared to show the page in the manual of the technique you are demonstrating.

### **Photo Editing (SF 50271)**

**Open to members in Photography 1, Photography 2, and Photography 3.**

Exhibit one framed 8" x 10" photo that has been altered using digital photo-editing techniques (beyond cropping and red-eye reduction). Include a print of the original photo(s), taped to the back of the photo frame. Photos in which an automatic filter was applied at the time the photograph was taken will not be eligible for award.

### **Photography Innovation Class: (SF 50272)**

**Open to youth enrolled in Photography 1, 2, and 3.**

Demonstrate the skills and knowledge you have gained through the Photography project. **Your exhibit should not fit in the other exhibit options for this project.** The exhibit may include, but isn't limited to, original works, objects, demonstrations, digital presentations, programs, websites, games, apps, performances, or posters which you have made. Choose whatever method best shows what you've learned. Your exhibit should not fit in the other exhibit options for this project. You must furnish any equipment you need for your exhibit. Internet service will not be provided for the exhibit. Electronic equipment will only be used during your personal judging time and will not remain on display during the entire exhibit period. All exhibits must include one framed photo illustrative of the work you are presenting.

### **Photography Ready4Life Challenge (SF 50274)**

**Open to 11- to 18-year-olds enrolled in any Photography project**

Exhibits in this category must include the following: a) a physical representation of the career or business product such as a model, prototype or display/portfolio that includes images of accomplished work; b) verbal or written explanations that demonstrate knowledge of the related career or business fields, potential careers, and the appropriate requirements for achievement in those fields. The judging criteria for this class values thoroughness of career and/or business exploration and pursuit above the workmanship of the physical specimen on display.

### **Photography Maker (SF 50400) **ALL MAKER PROJECTS WILL BE JUDGED SATURDAY, JULY 25, 2020 AT 1PM****

**Counties may submit 3 entries TOTAL combined from all Maker exhibit divisions.**

Exhibits in this category are designed to be multi-disciplinary in nature, innovative, and must not fit into any other exhibit category. *For complete Maker Project description and guidelines, see page 66 under ENGINEERING AND TECHNOLOGY.*

## **AWARDS**

### **Plaques**

Photography Level I

Photography Level II

Photography Level III

### **State Fair**

3 entries in any combination

1 entry for Photography Ready4Life Challenge

# VISUAL ARTS

Friday, July 24, 2020 at 1:00 pm  
4-H Building, Fairgrounds, Woodstock



ALL Visual Arts at 1:00 pm EXCEPT Food Decorating  
Food Decorating ONLY will be judged on Monday, Aug 3 at 9am

## VISUAL ARTS

### SUPERINTENDENTS:

Cathleen Martin, Nature .....815/479-8081  
LeeAnn McNamara, Fiber/Heritage Arts .....847/515-7968  
Marie Payne, Food Decorating.....815/338-0047  
Denise Woolridge, County Cupcake Decorating..... 815/648-4294 or [wool8893@aol.com](mailto:wool8893@aol.com)

### GENERAL PROJECT REGULATIONS

All exhibitors must comply with the 2020 McHenry County 4-H Club Show regulations on page 11.  
In addition to the General Project Rules, please review the division rules and individual project requirements.

### Regulations

1. Exhibitor may select up to a **maximum of 5 entries** in the Visual Arts section. **1 entry** allowed per class unless otherwise noted.
2. All exhibits must comply with the 2020 McHenry County 4-H Club Show Regulations.
3. All articles exhibited are to be made by the exhibitor and within the current 4-H year.
4. Judging will be conducted conference style.
5. All entries must be tagged. Exhibit tags are available at check in 9 am.
6. Exhibit tags need to be picked up by 10:30 pm.
7. Articles exhibited must be an original design created by the exhibitor (except in heritage arts which may follow a pattern). **Copyrighted or trademarked designs are not acceptable**; this includes Team or School logos. Kits and preformed molds are not considered original and are not acceptable in any Visual Arts Class. **Combining parts of different patterns (pictures, photographs, images from the internet or a magazine) with the member's own ideas can result in an original design, but simply changing the color, pattern and/or size of a pattern does NOT make the design original.** This also applies for ideas found on a site such as Pinterest. (*Exception: Heritage Arts items may follow a pattern.*) The exhibit must combine parts of different patterns and/or ideas with the concepts of the member will work, however changing the color or changing the size of the item or pattern used does NOT make it original. If you create a replica of what you see somewhere else, it is not your original design. If a photo, sketch, or other idea source was used, submit it with your entry, firmly attached to your exhibit. Be prepared to explain how and where you got the idea for this project.
8. Items which are intended to be hung must be prepared for hanging by listed devices: Picture wire, securely attached to the frame (not taped or stapled). The hanging device must be sturdy enough to support the weight of the object.
9. Framed items not intended to be hung should have that notes on the index card along with a photo of the artwork being displayed.
10. Drawings and paintings should be matted and framed under glass. **Exceptions: Oil and acrylic paintings DO NOT require glass and are not required to be matted. Water/color, chalk, pen and ink, computer-generated art, etc. do require some protective covering.** Simply mounting the artwork on top of a mat board, construction paper, etc. is not acceptable and will result in lowering the placing one grade.
11. Exhibitors are encouraged to date the project when it is made. All visual arts exhibits are evaluated using a visual arts rubric which takes into account correct use of design elements; craftsmanship; and creativity.
12. On an index card or folder include the following information:
  - a. Specify if the exhibit is original or non-original indicating if the item is pre-formed, stamped, a kit, etc.
  - b. Describe the steps to completing the exhibit.
  - c. Describe how the item will be displayed.
  - d. Indicate if framing was done by exhibitor or a professional, if applicable.
13. All exhibits displayed in the 4-H Building are to be removed on Sunday, Aug. 4 between 5 and 6 pm. Members unable to remove their exhibits are responsible for arranging them to be removed by a leader or another member..
14. Food decorating **MUST** fit into a 24" square table space with a maximum height of 36".
15. Judging will be done one-on-one between the 4-H member and judge. No parent/guardian will be allowed in the judging area. An area will be provided for parents to wait or watch.
16. **A 4-H member not able to attend judging, due to extenuating circumstance, must complete the downloaded form and submit it with their project(s). The project(s) can be submitted by another 4-H member or a family member of the exhibitor. The project(s) will be considered for premium and merit ratings, but are not eligible for state fair delegation or**

**plaque awards.**

17. The University of Illinois Extension staff and/or volunteers assume no liability for loss or damage to exhibits. All possible caution will be taken to protect the exhibit.

**Premiums:** Premiums will be distributed on the basis of Blue award being valued at 4X, Red award valued at 2X, and White award at 1X.

**VISUAL ARTS** *Limit - FIVE entries total per exhibitor*

Each county may submit **two** entries from **Chalk/Carbon/Pigment on canvas, paper or glass** (Division A) 50336

Each county may submit **one** entry from these projects:

- Food Decorating (1 total from 50332, 50333, 50334, 50335)
- Chalk/Carbon/Pigment on wood, metal or textiles (Division B) 50352
- Clay 50337
- Computer-Generated Art 50338
- Fiber 50339
- Fiber Non-Original Ages 8-10 Only 50350
- Glass/Plastic 50340
- Heritage Arts 50341
- Leather 50321
- Metal 50342
- Nature 50343
- Paper 50344
- Scrapbooking (1 total from 50345, 50346, 50347)
- Three-Dimensional Design/Mixed Media 50348
- Wood 50349
- Ready4Life 50351

Exhibitors must be enrolled in the Visual Arts project category in which they are exhibiting. Exhibitors are encouraged to date the project when it is made. All visual arts exhibits are evaluated using a visual arts rubric which takes into account correct use of design elements; craftsmanship; and creativity.

Articles exhibited must be an original design created by the *exhibitor (except in heritage arts which may follow a pattern AND Fiber-Non Original Ages 8-10 ONLY)*. Copyrighted or trademarked designs are not acceptable; this includes Team or School logos. Kits and preformed molds are not considered original and are not acceptable in any Visual Arts Class. Combining parts of different patterns (pictures, photographs, images from the internet or a magazine) with the member's own ideas can result in an original design, but simply changing the color, pattern and/or size of a pattern does NOT make the design original. This also applies for ideas found on a site such as Pinterest. If you see something on Pinterest that you like, use the concept and create something different using the concept; however if it MUST NOT look exactly like something the judge can search for and find on Pinterest. The exhibit must combine parts of different patterns and/or ideas with the concepts of the member, however changing the color or changing the size of the item or pattern used does NOT make it original. If you create a replica of what you see somewhere else, it is not your original design. If a photo, sketch, or other idea source was used, submit it with your entry, firmly attached to your exhibit. Be prepared to explain how and where you got the idea for this project.

Members wishing to exhibit quilts made from a pattern may enter it in Heritage Arts. Quilts exhibited in the Visual Arts – Heritage Arts area will be evaluated using a visual arts rubric which takes into account correct use of design elements; craftsmanship; and creativity. All work on the quilt MUST be completed by the 4-H member. You cannot exhibit a quilt that was quilted by someone else.

**Visual Arts Chalk/Carbon/Pigment:** Enter the division based on the type of material on which the art was created.

**Division A: Canvas, Paper, Glass:** (SF 50336)

Any original art work done with pencils, chalk, pens, ink, paint, charcoal, dyes, etc. on canvas, paper, or glass. This would include all painting, sketching, drawing, cartooning, printing, etc. Painted and/or glazed pre-formed ceramics and painted porcelain dolls are not eligible for State Fair exhibit. Drawings and paintings should be matted or framed under glass. (Exceptions: Oil and acrylic paintings do not require glass and are not required to be matted.) Water color, chalk, pen & ink, computer-generated art, etc. do require some protective covering. Gallery frames are acceptable. Canvas paintings that continue “over the edges” are acceptable without frames; however, the piece must still be prepared for hanging. Matted pieces without frames are acceptable, however the piece must be prepared for hanging OR it must include a photo of the artwork being displayed in a non-hanging manner. There is no specific requirement for the type of mat used.

**Division B: Wood, Metal, Textiles:** (SF 50352)

Any original art work done with pencils, chalk, pens, ink, paint, charcoal, dyes, etc., on wood, metal, or textiles. Painted and/or glazed pre-formed ceramics and painted porcelain dolls are not eligible for State Fair exhibit. Any exhibits created as a piece of wall art must be prepared for hanging.

**Visual Arts Clay:** (SF 50337)

Any original item made of clay; may be fired or unfired, hand formed or thrown on a wheel. Self-hardening clays are fine. Fire/oven-cured and cornstarch clay could be accepted. Items can include, but are not limited to, clay statues, bowls, jewelry, etc. Pre-formed ceramics are not eligible for State Fair exhibit.

**Visual Arts Computer-Generated Art: (SF 50338)**

Any original art created in any software package. Exhibit may not include scanned work, clip art, downloaded images from the internet, any imported image, or photographs. All pixels must be original. Photo mosaics are NOT allowed. Exhibitors in this class (like all other classes in this sub-section) must be enrolled in Visual Arts; Computer project enrollment is not required. NOTE: Wood and metal exhibits created through the use of laser cutting programs/devices should be entered in this class. Plastic exhibits with an artistic focus created using a 3-D printer should be entered in this class. If the art created is designed to hang, then the entry should have some protective covering, such as a glass frame, and prepared for hanging. If the art is something that has been created with a laser cutting program/device and is NOT designed to hang, it does not require protective covering nor does it need to be prepared to hang.

**Visual Arts Fiber: (SF 50339)**

Any original item made of fiber. Examples are quilts, fabric collage, soft sculpture, stitchery, weaving, embroidery, cross-stitch, wearable art, hooking, braiding, duct tape artistry, and baskets. **Original** cross-stitched, knitted, crocheted or quilted items belong in this Fiber class. **Non-original** cross-stitched, knitted, crocheted or quilted items should be entered in Heritage Arts. Machine knitted items are not appropriate for this class.

**Visual Arts Fiber Non-Original AGES 8-10 ONLY: (SF 50350)**

Any non-original item made of fiber. Examples are fabric collage, soft sculpture, stitchery, weaving, embroidery, cross-stitch, crocheting, knitting, weaving, hooking, and felting. Exhibitors may use a pattern and/or an idea generated from another source.

**Visual Arts Glass/Plastic: (SF 50340)**

Any original item made of glass or plastic. Possible items to exhibit include stained glass, etched glass (original design), mosaics made of glass, glass beading, plastic jewelry (friendly plastic). Interlocking building block creations (i.e. LEGOS) are not suitable for State Fair entry. Stepping stones or wall hangings that include cement decorated with glass or plastic items are not suitable for this class.

**Visual Arts Heritage Arts: (SF 50341)**

Exhibit an item of **traditional** art learned from another person or **from a pattern** (NO KITS) may be entered in this class. Non-original cross-stitched, knitted and crocheted items by pattern fit in this class. ALL ORIGINAL cross-stitched, knitted and crocheted items should be exhibited in Fiber Arts; (machine knitted items ARE NOT acceptable for this class.) Other possibilities include: needlepoint, counted cross-stitch, crewel, embroidery, cut work, hardanger (embroidery openwork), macramé, baskets, candles, pysanki (decorated eggs), leather, quilts, baskets (made using a traditional pattern), traditional handmade dolls with handmade costumes, or candles. No machine quilting allowed in Heritage Arts. Exhibitors must also bring 1) the pattern or a copy of the pattern they used to create their traditional art; and 2) a description of the traditional origins of their art choice.

**Visual Arts Leather: (SF 50321)**

Exhibit one of the following options using leather.

- Leather: Stamping: Exhibit should utilize one or more stamping techniques – exhibit examples include items such as belt; coasters; bookmark; key chain; wrist bracelet.
- Leather: Carving or Tooling: Exhibit should use simple swivel knife tooling techniques or may incorporate several swivel knife-tooling designs or patterns – exhibit examples include items such as belt; pictorial carving; key case.
- Leather: Lacing: Exhibit to include stamping and/or carving techniques incorporated with lacing techniques – exhibit examples include items such as wallets; purses; etc.
- Leather: Stitching: Exhibit may include stamping; carving and/or lacing techniques and should be a leather item or article of apparel, which incorporates hand-sewing techniques.

**Visual Arts Metal: (SF 50342)**

Any original item made of metal such as sculpture, tin punch, engraved metal, and jewelry. Items intended for industrial use (as tools and/or shop items) are not considered part of this Visual Arts project and are not eligible for entry. Metal items that have been partially or totally created through the use of laser cutting programs/devices should be entered in Computer-Generated Art.

**Visual Arts Nature: (SF 50343)**

Any original item made of natural material such as wreaths, cornhusk dolls, etc. Items should be made of natural materials (which may be purchased) but securing elements such as glue and wire may be used in the inner construction as long as they do not detract from the overall "natural" appearance. Articles such as dried pressed flowers may be displayed under glass since it is necessary for protection/preservation of the natural materials. Candles are not suitable as entries. All baskets should be entered in Heritage Arts.

**Visual Arts Paper:** (SF 50344)

Any original item made of paper. Examples could include origami; greeting cards; paper-cut designs, paper mache, hand-made paper, paper collage, paper models of architecture, quilling, etc. Paper twist articles, made from directions in craft books and stores ARE NOT original and are not appropriate for this class. Scrapbooks should be exhibited in Visual Arts Scrapbooking.

**Visual Arts Scrapbooking, Beginning:** (SF 50345)

Exhibit one album or notebook, either 8 ½" x 11" or 12"x12", with a front and back cover. The album/notebook must have a minimum of 4 pages (front and back, 8 sides), exhibited in page protectors. "Embellishments" are defined as the decorations or special details and features that add to a page and make it more visually appealing. Embellishments may include, but are not limited to, ribbon, clips, special lettering, etc. Beginners must use a minimum of four embellishments and tell a story with pictures.

**Visual Arts Scrapbooking, Intermediate:** (SF 50346)

Exhibit one album or notebook, either 8 ½" x 11" or 12"x12", with a front and back cover. The album/notebook must have a minimum of 4 pages (front and back, 8 sides), exhibited in page protectors. "Embellishments" are defined as the decorations or special details and features that add to a page and make it more visually appealing. Embellishments may include, but are not limited to, ribbon, clips, special lettering, etc. Intermediate level exhibitors must use a minimum of eight embellishments and tell a story with pictures and journaling.

**Visual Arts Scrapbooking, Advanced:** (SF 50347)

Exhibit one album or notebook, either 8 ½" x 11" or 12"x12", with a front and back cover. The album/notebook must have a minimum of 4 pages (front and back, 8 sides), exhibited in page protectors. "Embellishments" are defined as the decorations or special details and features that add to a page and make it more visually appealing. Embellishments may include, but are not limited to, ribbon, clips, special lettering, etc. Advance level exhibitors must use a minimum of 12 embellishments and tell a compelling story with pictures, journaling, and other media.

**Visual Arts Three-Dimensional Design/Mixed Media:** (SF 50348)

Art pieces in this class must be comprised of **at least three different media**. No one medium can make up more than 40% of a piece. The piece should **be either freestanding or should be prepared to be hung**. It must be observable on at least three different sides. Originality and design are important concepts. Craft and preformed or assembled projects are not acceptable.

**Visual Arts Wood:** (SF 50349)

Any original item made of wood (wood carving, sculpture, collage, wood burning, etc.). Utilitarian wood items made from patterns or kits (e.g. outdoor or indoor furniture, shelves) should be entered in woodworking, not in visual arts. Popsicle stick crafts are not acceptable for State Fair entry. Wood items that have been partially or totally created through the use of laser cutting programs/devices should be entered in Computer-Generated Art. All Visual Arts Wood exhibits MUST have an artistic element that the exhibitor can explain. Furniture built by the exhibitor aligns with the Woodworking project area – unless the element to be judged is wood carving or wood burning that is one element of the exhibit. Exhibits will be judged using a Visual Arts Rubric and not a woodworking construction rubric.

**Visual Arts Ready4Life Challenge:** (SF 50351 )**Open to 11- to 18-year-olds enrolled in any Visual Arts project.**

Exhibits in this category must include the following: a) a physical representation of the career or business product such as a model, prototype or display/portfolio that includes images of accomplished work; b) verbal or written explanations that demonstrate knowledge of the related career or business fields, potential careers, and the appropriate requirements for achievement in those fields. The judging criteria for this class values thoroughness of career and/or business exploration and pursuit above the workmanship of the physical specimen on display.

**Visual Arts Maker** (SF 50400) **ALL MAKER PROJECTS WILL BE JUDGED SATURDAY, JULY 25, 2020 AT 1PM****Counties may submit 3 entries TOTAL combined from all Maker exhibit divisions.**

Exhibits in this category are designed to be multi-disciplinary in nature, innovative, and must not fit into any other exhibit category. *For complete Maker Project description and guidelines, see page 66 under ENGINEERING AND TECHNOLOGY*

**VISUAL ARTS FOOD DECORATING – will be judged on MONDAY, AUGUST 3 AT 9AM**

*It is highly recommended that Royal icing and cake forms be used for county fair display due to length of time items are on display.*

**Visual Arts Food Decorating Beginning** (SF 50332) **will be judged on MONDAY, AUGUST 3 AT 9AM****Exhibit one of the following:**

- Exhibit four decorated cookies, using a minimum of four different techniques. Exhibit may use cookies OR cookie forms.
- Exhibit four decorated cupcakes, using a minimum of four different techniques. Exhibit may use cupcakes OR cupcake forms.



- Exhibit a single layer decorated cake, using a minimum of four different techniques. *One technique should be a border (ex. Shells, dots, stars, etc).* Exhibit may use cake OR cake form.

**Visual Arts Food Decorating Intermediate (SF 50333) will be judged on MONDAY, AUGUST 3 AT 9AM**

**Exhibit one of the following:**

- Exhibit four decorated cookies, using a minimum of five Level 2 techniques. Exhibit may use cookies OR cookie forms.
- Exhibit four decorated cupcakes, using a minimum of five Level 2 techniques. Exhibit may use cupcakes OR cupcake forms.
- Exhibit a single layer or two-layer cakes, using a minimum of five Level 2 techniques. *Minimum - one technique should be a border (ex. Shells, dots, stars, etc).* Exhibit may use cake OR cake form.
  - *(simple tiered cake is acceptable)*

**Visual Arts Food Decorating Advanced (SF 50334) will be judged on MONDAY, AUGUST 3 AT 9AM**

Exhibit a decorated, stacked and/or tiered cake, using a minimum of four Level 3 techniques. *Minimum - one technique should be a border (ex. Shells, dots, stars, etc).* Exhibit may use cake OR cake form.

**Visual Arts Food Decorating Master (SF 50335) will be judged on MONDAY, AUGUST 3 AT 9AM**

Exhibit to include a one-page written description of your project, including goals, plans, accomplishments, and evaluation of results. Include up to four pictures of your accomplishments **AND** exhibit an original design decorated cake using more than five techniques. *Minimum - one technique should be a border (ex. shells, dots, stars, etc).* Exhibit may use cake OR cake form.

**COUNTY Cupcake Decorating (NOT ELIGIBLE FOR STATE FAIR) will be judged on MONDAY, AUGUST 3 AT 9AM**

***This project is different from the VISUAL ARTS FOOD DECORATING PROJECTS ABOVE.***

Please select a theme for your decorated cupcakes. The cupcakes are judged on decoration only, not on taste. Exhibit may use cupcake or cupcake form. You may use your choice of frosting (*royal icing recommended*) for the cupcakes, plus candies or other edible items for decoration. Please display the cupcakes on one disposable "plate", appropriate for the size of the cupcakes. Please bring a zip-sealing plastic bag for display of the cupcakes AFTER judging.

1. Enter 3 identically decorated cupcakes. **OR**
2. Enter structure using up to 10 cupcakes that fit within a 12x15 space. (*Examples... Teddy bear, rabbit, snake, nutcracker, Tractor, school bus, barn,...etc.*)

**AWARDS**

**Plaques**

Chalk/Carbon/Pigment

Chalk/Carbon/Pigment

Scrapbooking

5 – Visual Arts plaques for any of the following areas:

Clay

Nature

Fiber

Paper

Metal

Glass/Plastic

Wood

Computer

3 –D Design/Mixed Media

Food Decorating

Food Decorating

Cupcake Decorating

**STATE FAIR:**

**Each county may submit TWO entries from:**

Chalk/Carbon/Pigment on canvas, paper or glass (Division A)

**Each county may submit ONE entry from these projects:**

Food Decorating

Chalk/Carbon/Pigment on wood, metal or textiles (Division B)

Clay

Computer-Generated Art

Fiber

Fiber- Non-Original Ages 8-10 Only

Glass/Plastic

Heritage Arts

Leather

Metal

Nature

Paper

Scrapbooking

Three-Dimensional Design/Mixed Media

Wood

Ready4Life

# CATS

Saturday, July 25 at 9am  
4-H BLDG, FAIRGROUNDS

(To be judged with Animals Science exhibits)



## 4-H OVERALL LIVESTOCK SUPERINTENDENT:

Jennifer Wittum .....815-739-6566 or steergirl7@hotmail.com

## SUPERINTENDENT:

Dawn Scichowski.....815-675-2799

## Regulations

**NOTE:** As defined in the 4-H Rules and Regulations, Cats are considered livestock and are, therefore, subject to all general livestock requirements on pages 79-85.

Exhibitor must feed and care for kitten/cat for at least 2 months and exhibitor must be the owner.

1. Kittens must be 4 months old at the show (at that age they are old enough to be vaccinated).
2. If showing a mother cat - leave the kittens at home.
3. No sick cats will be allowed.
4. Claws of all cats must be visibly clipped.
5. All cats are to be kept on leash **in a carrying case** during the show.
6. Exhibitor must submit vaccination records, number of years enrolled in cat project, the name of the cat that is to be shown, and a picture of the cat.
7. All cats must be vaccinated for rabies and have had their distemper shots at least 14 days prior to the show. **For adult cats that have previously been vaccinated, mark the certificates as a revaccination.** All cats must be tested for feline leukemia and have a negative leukemia test to show at the McHenry County Fair. **Results should be submitted with vaccination certificate.** Feline leukemia test should be given within 2 months of the show. We highly recommend that your cat be vaccinated for Feline Leukemia for the health of your cat and the protection of other member's cats. If your cat has been vaccinated for feline leukemia, annually after an initial negative test, then you do not have to have it tested again. However, the vaccinations must be up to date and stated on the vaccination certificate.
8. **Cats "Green Sheet" including picture of the feline and proof of shots with all required information must be turned in to the Extension office or uploaded to 4HOnline by Friday, June 14, 2020 to be eligible to show at the Fair. NO EXCEPTIONS!**
9. Cats will be judged on grooming and general condition of the cat.
10. All 4-H members showing a live animal or an animal science project must complete the Quality Assurance and Ethics (QAEC) training for this animal species at least one time in their 4-H career. <http://web.extension.illinois.edu/gaec/>
11. The Quality Assurance and Ethics (QA&E) training should be complete by **June 14, 2020.**
12. Any cat that is unable to be handled in the opinion of the Superintendents and/or Judge will be excused.

## Premiums

Premiums will be distributed on the basis of a Blue award being valued at 4X, a Red award valued at 2X, and a White award at 1X.

CLASSES	Short Hair	Long Hair
Kitten – either gender 4-8 months old		
Female – 9 months and older		
Female – spayed		
Male – neutered		
Male – 9 months and older		

## AWARDS

Champion of Each Class  
Reserve Champion of Each Class  
Best of Show

Rosette  
Rosette  
Plaque and Rosette

# CAVIES and SMALL PETS

Saturday, July 25 at 9am

4-H BLDG, FAIRGROUNDS

(To be judged with Animals Science exhibits)



**SUPERINTENDENT:**

Dawn Scichowski.....815-675-2799

**Regulations**

**NOTE:** As defined in the 4-H Rules and Regulations, Cavies are considered livestock and are, therefore, subject to all general livestock requirements on page 79-85.

1. Exhibitors may enter and exhibit only 1 entry per class.
2. All Cavy entries must be permanently ear tagged (ear tattoo is acceptable) and accompanied by a written declaration from the exhibitor indicating that, to the best of his or her knowledge, the animals are free from disease.
3. All animals must be in good health, free from sores and parasites.
4. All hamsters, gerbils, mice, rats, birds, reptiles, and miscellaneous small pets should be brought to judging in a suitable container for judging.
5. Tropical fish should not be brought to the judging.
6. No "WILD" animals should be brought to the judging (i.e. raccoon, possum, squirrel).
7. All 4-H members showing a live animal or an animal science project must complete the Quality Assurance and Ethics (QA&E) training for this animal species at least one time in their 4-H career. <http://web.extension.illinois.edu/qaec/>
8. The Quality Assurance and Ethics (QA&E) training should be complete by June 14, 2020.

**CLASS DEFINITIONS**

- Junior – minimum four ounces, maximum 22 ounces
- Intermediate – minimum 22 ounces, maximum 32 ounces
- Senior-over 32 ounces

CAVY CLASSES (GUINEA PIGS)	Senior Boar (over 32 ounces)	Senior Sow (over 32 ounces)	Junior Boar (4 oz. to 22 oz.)	Junior Sow (4 oz. to 22 oz.)	Pet Cavy
Satin and American					
Abyssinian					
Teddy					
Peruvian and Silkie					
Miscellaneous					

SMALL PET CLASSES	
Hamsters	
Gerbils	
Mice and Rats	
Reptiles	
Miscellaneous Small Pets	
Caged Birds: 1st and 2nd year	
Caged Birds: 3rd year and above	

**Showmanship**      Ages 8-14      (no premiums paid for this class)  
                                  Ages 15-19      (no premiums paid for this class)

**Premiums**      Premiums will be distributed on the basis of Blue award being valued at 4X, Red award valued at 2X, and White award at 1X.

**AWARDS**

Champion of each Breed or Class	Rosette	Best Opposite Sex Cavy of Show	Rosette
Reserve Champion of each Breed	Rosette	Junior Cavy Showman	Rosette
Best Cavy of Show	Rosette	Senior Cavy Showman	Rosette

**Saturday, July 25, 2020 at 9:00 am**  
**4-H Building, Fairgrounds, Woodstock**

**Project Areas**

**Animal/Veterinary Science**  
**Community Involvement**

**Global Awareness**  
**Personal Development**



**ANIMAL SCIENCE**

**Superintendent:**

Arlene Bartel.....815-943-7150

**GENERAL PROJECT REGULATIONS**

All exhibitors must comply with the 2020 McHenry County 4-H Club Show regulations on page 11.

In addition to the General Project Regulations, please review the division rules and individual project requirements.

**Regulations:**

1. Judging for classes will begin at 9 am. All project entry tags must be picked by 10:30 am.
2. Entry tags will be available at check-in. After picking up the entry tag, please tape the entry tag to the exhibit.
3. All exhibits displayed in the 4-H Building are to be removed on **Sunday, Aug. 9 between 5 and 6 pm**. Members unable to remove their exhibits are responsible for arranging them to be removed by a leader or another member.

**Premiums:** Premiums will be distributed on the basis of Blue award being valued at 4x, Red award at 2x, and White award at 1x.

**PROJECT GUIDELINES**

Prepare a display focusing on any activity related to the specific animal project enrolled in 4HOnline. Demonstrate the skills and knowledge you have gained through the animal project you studied.

**Animal Science (SF 50135)**

Prepare a display focusing on any activity related to one or more of the animal science project areas including: **beef, cat, dairy, dog, goat, horse, poultry, rabbit, sheep, small pet, small pet - guinea pig, and/or swine**. Limited to ONE project per animal science area. Demonstrate the skills and knowledge you have gained through the animal project you studied. The exhibit may include, but isn't limited to, original works, objects, demonstrations, digital presentations, programs, websites, games, apps, performances, or posters which you have made. Choose whatever method best shows what you've learned. You must furnish any equipment you need for your exhibit. Internet service will not be provided for the exhibit. All exhibits must include something visual, such as a printed copy of a digital presentation, which will remain on display during the exhibition. Electronic equipment will only be used during your personal judging time and will not remain on display during the entire exhibit period. Live animals are not permitted as exhibits in this area. For safety reasons, exhibits cannot include glass, syringes with needles or any other sharp objects.

**Animal Science Sheep Ready4Life Challenge (SF 50137)**

**Open to 11- to 18-year-olds enrolled in any beef, cat, dairy, dog, goat, horse, poultry, rabbit, sheep, small pet, small pet/guinea pig, and/or swine project area**

Exhibits in this category must include the following: a) a physical representation of the career or business product such as a model, prototype or display/portfolio that includes images of accomplished work; b) verbal or written explanations that demonstrate knowledge of the related career or business fields, potential careers, and the appropriate requirements for achievement in those fields. The judging criteria for this class values thoroughness of career and/or business exploration and pursuit above the workmanship of the physical specimen on display.

**Animal Science Maker (SF 50400) ALL MAKER PROJECTS WILL BE JUDGED SATURDAY, JULY 25, 2020 AT 1PM**

**Counties may submit 3 entries TOTAL combined from all Maker exhibit divisions.**

Exhibits in this category are designed to be multi-disciplinary in nature, innovative, and must not fit into any other exhibit category.

**For complete Maker Project description and guidelines, see page 66 under ENGINEERING AND TECHNOLOGY.**

**ALL YOUTH MUST complete the online Quality Assurance and Ethics Course in each of the species that they are exhibiting in for Animal Science at least one time in their 4-H career for EACH animal you plan to show a project at the fair. Deadline to complete this is June 14, 2020. NO EXCEPTIONS.** If you fail to complete this training, you will not be eligible to show your Livestock or Animal Science project at the 2020 McHenry County Fair. <http://web.extension.illinois.edu/gaec/>

<b>BEEF</b> Those enrolled in: Bite into Beef; Here's the Beef; or Leading the Charge.
<b>CATS</b> Those enrolled in: Purr-fect; Climbing Up; or Leaping Forward.
<b>DAIRY</b> Those enrolled in: Cowabunga; Mooving Ahead; or Rising to the Top
<b>DOGS</b> Those enrolled in: Wiggles 'n Wags, Canine Connection; or Leading the Pack.
<b>GOAT</b> Those enrolled in: Getting Your Goat; Stepping Out; or Showing the Way; Just Browsing; Growing with Meat Goats; or Meating the Future
<b>HORSE</b> Those enrolled in: Giddy Up and Go; Head, Heart and Hooves; Stable Relationships; Riding the Range; Jumping to New Heights
<b>POULTRY</b> Those enrolled in: Scratching the Surface; Testing your Wings; Flocking Together; or Embryology.
<b>RABBITS</b> Those enrolled in: What's Hoppening; Making Tracks; All Ears!
<b>SHEEP</b> Those enrolled in: Rams, Lambs and You; Shear Delight; or Leading the Flock.
<b>SMALL PETS</b> Those enrolled in: Pet Pals; Scurrying Ahead; or Scaling the Heights.
<b>SMALL PETS – GUINEA PIG</b> Those enrolled in: Cavy Handbook: Guide to Guinea Pigs
<b>SWINE</b> Those enrolled in: The Incredible Pig; Putting the Oink in Pig; or Going Whole Hog.



## **Veterinary Science 1-3:** (SF 50320)

**(Open to youth in Veterinary Science 1, Veterinary Science 2, and Veterinary Science 3)**

Prepare a display focusing on any activity related to the veterinary science project. The exhibit may include, but isn't limited to, original works, objects, demonstrations, digital presentations, programs, websites, games, apps, performances, or posters which you have made. Choose whatever method best shows what you've learned. You must furnish any equipment you need for your exhibit. Internet service will not be provided for the exhibit. All exhibits must include something visual, such as a printed copy of a digital presentation, which will remain on display during the exhibition. Electronic equipment will only be used during your personal judging time and will not remain on display during the entire exhibit period. Live animals are not permitted as exhibits in this area. For safety reasons, exhibits cannot include glass, syringes with needles or any other sharp objects. Exhibits may include activities from Veterinary Science projects OR from any other Animal project area.

### **Veterinary Science Ready4Life Challenge:** (SF 50322)

#### **Open to 11- to 18-year-olds enrolled in any Veterinary Science project**

Exhibits in this category must include the following: a) a physical representation of the career or business product such as a model, prototype or display/portfolio that includes images of accomplished work; b) verbal or written explanations that demonstrate knowledge of the related career or business fields, potential careers, and the appropriate requirements for achievement in those fields. The judging criteria for this class values thoroughness of career and/or business exploration and pursuit above the workmanship of the physical specimen on display.

### **Vet Science Maker** (SF 50400) **ALL MAKER PROJECTS WILL BE JUDGED SATURDAY, JULY 25, 2020 AT 1PM**

**Counties may submit 3 entries TOTAL combined from all Maker exhibit divisions.**

Exhibits in this category are designed to be multi-disciplinary in nature, innovative, and must not fit into any other exhibit category. *For complete Maker Project description and guidelines, see page 66 under ENGINEERING AND TECHNOLOGY.*

### **AWARDS**

#### **Plaques**

- 5 Animal Science
- 1 Veterinary Science

#### **State Fair**

- 2 entries in any Animal Science area
- 1 entry in any Animal Science Ready4Life Challenge
- 1 entry in Veterinary Science
- 1 entry in Veterinary Science Ready4Life Challenge

**Saturday, July 25, 2020 at 9:00 am**  
**4-H Building, Fairgrounds, Woodstock**

**CIVIC ENGAGEMENT – LEADERSHIP - GLOBAL AWARENESS - PERSONAL DEVELOPMENT**

Civic Engagement & Service Learning, College & Career Readiness, Communications, Consumer Education, Leadership, Child Development, Family Heritage, Health, Intercultural, Theatre Arts

**GENERAL PROJECT REGULATIONS**

1. All exhibitors must comply with the 2020 McHenry County 4-H Club Show regulations on page 11.
2. In addition to the General Project Rules & Regulations, please review the division rules and individual project requirements.

**Regulations:**

1. Judging for classes will begin at 9 am. All project entry tags must be picked by 10:30 am.
2. Entry tags will be available at check-in. After picking up the entry tag, please tape the entry tag to the exhibit.
3. All exhibits displayed in the 4-H Building are to be removed **on Sunday of the fair between 5 and 6 pm**. Members unable to remove their exhibits are responsible for arranging them to be removed by a leader or another member.

**Premiums:** Premiums will be distributed on the basis of Blue award being valued at 4x, Red award at 2x, and White award at 1x.



**CIVIC ENGAGEMENT**

Each county may submit 2 entries total from classes 50145, 50146, 50147; and 1 entry from 50149. **Due to space restrictions, exhibits are limited to 2' 6" wide and 15" deep.**

**Civic Engagement 1 (SF 50145)**

Exhibit a display illustrating one of the following options: 1) personal information about yourself – who you are, things you like to do, things you are good at, your favorites; 2) your feelings and how you handle these feelings; 3) your family, their responsibilities, how you work together; **OR** 4) the Family Pedigree that may include family group pages. **Due to space restrictions, exhibits are limited to 2' 6" wide and 15" deep.**

**Civic Engagement 2 (SF 50146)**

Exhibit a display illustrating one of the following options: 1) your neighborhood; 2) how you were a good neighbor or led a service project for your community; **OR** 3) a Citizenship Challenge that you helped organize and lead (see the project book for details). **Due to space restrictions, exhibits are limited to 2' 6" wide and 15" deep.**

**Civic Engagement 3 (SF 50147)**

Exhibit a display illustrating one of the activities that you completed within your project as it relates to one of the following categories in the manual: 1) Government; 2) Business and Industry; 3) Transportation, Communication & Utilities; 4) Culture & Heritage; 5) Natural Resources & Environment; 6) Education; 7) Organizations within your community; 8) Tourism; **OR** 9) Support Systems within your community. **Due to space restrictions, exhibits are limited to 2' 6" wide and 15" deep.**

**Civic Engagement Ready4Life Challenge (SF 50149)**

**Open to 11- to 18-year-olds enrolled in any Citizenship project.**

Exhibits in this category must include the following: a) a physical representation of the career or business product such as a model, prototype or display/portfolio that includes images of accomplished work; b) verbal or written explanations that demonstrate knowledge of the related career or business fields, potential careers, and the appropriate requirements for achievement in those fields. The judging criteria for this class values thoroughness of career and/or business exploration and pursuit above the workmanship of the physical specimen on display.

**Civic Engagement Maker (SF 50400) ALL MAKER PROJECTS WILL BE JUDGED SATURDAY, JULY 25, 2020 AT 1PM**

**Counties may submit 3 entries TOTAL combined from all Maker exhibit divisions.**

Exhibits in this category are designed to be multi-disciplinary in nature, innovative, and must not fit into any other exhibit category. *For complete Maker Project description and guidelines, see page 66 under ENGINEERING AND TECHNOLOGY.*

**Service Learning 1 (not eligible for state fair)**

Exhibit a binder portfolio to reflect what the exhibitor accomplished in the four steps of service learning. If exhibitor has been enrolled in project for multiple years, the binder portfolio should include previous years' work. Use of page protectors is recommended.

### **Service Learning 2** (not eligible for state fair)

Exhibit a binder portfolio to reflect what the exhibitor accomplished in the four steps of service learning. If the exhibitor has been enrolled in the project for multiple years (including Service Learning 1), the binder portfolio should include the previous years' work. Use of page protectors is recommended.

### **Service Learning 3** (not eligible for state fair)

Exhibit a binder portfolio to reflect what the exhibitor accomplished in the four steps of service learning. If the exhibitor has been enrolled in the project for multiple years (including Service Learning 1 & 2), the binder portfolio should include the previous years' work. Use of page protectors is recommended.



## **COLLEGE & CAREER READINESS**

Each county may submit 1 entry from 50365; and 1 entry from 50366.

### **Build Your Future** (SF 50365)

Develop a Career portfolio which includes the items listed below. Members are encouraged to spend more than one year involved in this project so they have time to thoroughly explore the learning modules and develop a greater understanding of planning and preparing for their future and develop a comprehensive career planning portfolio. The original OR photocopies of the completed activities from the project manual should be included in the portfolio. Each year enrolled in the project should build on previous year's learning experiences.

- **First Year** – Complete a minimum of Activities 1-4 from the Build Your Future project manual which includes: Skills...Choices...Careers; Making Career Connections; Build Your Future Through Portfolios; and Education Pay\$.
- **Second Year** – Complete a minimum of Activities 5-7 from the Build Your Future project manual which includes: Career FUNds; Turn Your 4-H Passion Into Profit; and Pounding the Pavement.
- **Third Year** – Complete a minimum of Activities 8-9 from the Build Your Future project manual which includes: Putting the Pieces Together: Goals for the Future; and Pathways to Success.

### **College & Career Ready4Life Challenge** (SF 50366)

#### **Open to 11- to 18-year-olds enrolled in the College & Career project.**

Exhibits in this category must include the following: a) a physical representation of the career or business product such as a model, prototype or display/portfolio that includes images of accomplished work; b) verbal or written explanations that demonstrate knowledge of the related career or business fields, potential careers, and the appropriate requirements for achievement in those fields. The judging criteria for this class values thoroughness of career and/or business exploration and pursuit above the workmanship of the physical specimen on display.

### **College & Career Maker** (SF 50400) **ALL MAKER PROJECTS WILL BE JUDGED SATURDAY, JULY 25, 2020 AT 1PM**

#### **Counties may submit 3 entries TOTAL combined from all Maker exhibit divisions.**

Exhibits in this category are designed to be multi-disciplinary in nature, innovative, and must not fit into any other exhibit category. For complete Maker Project description and guidelines, see page 66 under *ENGINEERING AND TECHNOLOGY*.



## **COMMUNICATIONS**

Each county may submit 2 entries total from 50367, 50368, 50369; and 1 entry from 50370.

### **Communications 1** (SF 50368)

For 1<sup>st</sup> year enrolled in project: Exhibit a binder portfolio showcasing at least three activities from the project manual. Show basic activities and anything that extended lessons. For 2<sup>nd</sup> and 3<sup>rd</sup> years in project: Include everything from earlier years' work and add section showcasing at least four additional activities per year.

### **Communications 2** (SF 50368)

For 1<sup>st</sup> year enrolled in project: Exhibit a binder portfolio showcasing at least three activities from the project manual. Show basic activities and anything that extended lessons. For 2<sup>nd</sup> and 3<sup>rd</sup> years in project: Include everything from earlier years' work and add section showcasing at least four additional activities per year.

### **Communications 3** (SF 50368)

For 1<sup>st</sup> year enrolled in project: Exhibit a binder portfolio showcasing at least three activities from the project manual. Show basic activities and anything that extended lessons. For 2<sup>nd</sup> and 3<sup>rd</sup> years in project: Include everything from earlier years' work and add section showcasing at least four additional activities per year.



### **Creative Writing (SF 50367)**

To provide the best learning experience, it is suggested that counties receive submissions in this class prior to the exhibition date to allow a judge adequate time to read the submissions and provide meaningful review. Each member may submit only one entry per class. Each entry is to be typewritten on 8 ½ x 11 paper and include exhibitor's name. Entries must be original and **written for the 4-H project**. Stories should be double-spaced. Poems may be single-spaced.

- **Rhymed Poetry** – An interpretation of a subject in rhymed verse. Submit a collection of three poems.
- **Free Style Poetry**– An interpretation of a subject in unrhymed verse. Submit a collection of three poems.
- **Short Story**– A fiction piece comprised of three basic elements: a theme, a plot and characters. Submit one story, maximum length –2,000 words.
- **Essay**– A short nonfiction composition in which a theme is developed or an idea is expressed. Submit one essay, maximum length –500 words.
- **Feature Story** -- Nonfiction human-interest story judged on interest to readers, writing style, readability, and thoroughness of coverage. Submit one story, maximum length –1,000 words.

### **Journalism (SF 50369)**

Exhibit a binder portfolio showing the results of the appropriate year's activities noted below:

- **Year 1:** Accomplishments of a minimum of 5, 2-star activities from Part 1, answering all of the questions in the activities.
- **Year 2:** Results of doing a minimum of 5, 2-star activities in Part 2, answering all the questions in the activities.
- **Year 3:** Results of doing a minimum of 5, 3-star activities from Parts 1 and 2. One of the activities must include writing an advance story, a follow-up story, or a feature story.
- **Year 4:** Results of doing at least 2, 2-star activities and 3, 3-star activities from Part 3. If the activities include making an audio or videotape, State Fair will provide a way for the judge to view or listen to it.

### **Communications Ready4Life Challenge (SF 50370)**

**Open to 11- to 18-year-olds enrolled in any Communications project.**

Exhibits in this category must include the following: a) a physical representation of the career or business product such as a model, prototype or display/portfolio that includes images of accomplished work; b) verbal or written explanations that demonstrate knowledge of the related career or business fields, potential careers, and the appropriate requirements for achievement in those fields. The judging criteria for this class values thoroughness of career and/or business exploration and pursuit above the workmanship of the physical specimen on display.

### **Communications Maker (SF 50400) ALL MAKER PROJECTS WILL BE JUDGED SATURDAY, JULY 25, 2020 AT 1PM**

**Counties may submit 3 entries TOTAL combined from all Maker exhibit divisions.**

Exhibits in this category are designed to be multi-disciplinary in nature, innovative, and must not fit into any other exhibit category. For complete Maker Project description and guidelines, see page 66 under ENGINEERING AND TECHNOLOGY.



## **CONSUMER EDUCATION**

Each county may submit 2 entries total from 50168, 50169; and 1 entry from 50167.

### **Entrepreneurship: Be the E!** (not eligible for state fair)

Exhibit a binder portfolio or display that includes the results of at least two completed activities from each year exhibitor has been enrolled in the project. Completed activities from previous years should be included.

### **My Financial Future 1 Beginner (SF 50168)**

Develop a Financial Planning portfolio which includes the items listed below. This project can be completed all in one year; or a member may take several years to explore each of the activities and develop a more detailed financial plan. The original OR photocopies of the completed activities from the project manual should be included in the portfolio. Each year enrolled in the project should build on previous year experiences.

- **First Year** – Complete a minimum of Activities 1-6 from the My Financial Future – Beginner project manual which includes: Who Needs This?; Let's get SMART; Bringing Home the Bacon; Managing Your Money Flow; My Money Personality; and Money Decisions.
- **Second Year and Beyond** – Complete a minimum of Activities 7-11 from the My Financial Future – Beginner project manual which includes: Banking your \$\$\$\$; Charging it Up; Check it Out; Better than a Piggy Bank!; and My Work; My Future.

### **My Financial Future 2 Advanced (SF 50169)**

Building on your previous work in My Financial Future – Beginner project, continue adding to your Financial Planning portfolio which includes the items listed below. Members are encouraged to spend more than one year involved in this project so they have time to thoroughly explore the learning modules and develop a greater understanding of financial literacy, planning for their future, and develop a comprehensive career and financial planning portfolio. The original OR photocopies of the completed

activities from the project manual should be included in the portfolio. Each year enrolled in the project should build on previous year's learning experiences.

- **First Year** – Complete a minimum of two activities from Module 1: Earning Income and Career Planning and Module 2: Organizing Your Flow.
- **Second Year** – Complete all activities not previously completed in Module 1: Earning Income and Career Planning and Module 2: Organizing Your Flow; **AND** a minimum of two the activities from Module 3: Working with Banks and Credit Unions: Bank on It and Module 4: Making Your \$ Work 4 U.
- **Third Year and beyond** – Complete all activities not previously completed in Module 3: Working with Banks and Credit Unions: Bank on It and Module 4: Making Your \$ Work 4 U; **AND** a minimum of two activities from Module 5: Credit and Consumer Breadcrumbs.

#### **Consumer Ed Ready4Life Challenge (SF 50167)**

**Open to 11- to 18-year-olds enrolled in any Consumer Education project.**

Exhibits in this category must include the following: a) a physical representation of the career or business product such as a model, prototype or display/portfolio that includes images of accomplished work; b) verbal or written explanations that demonstrate knowledge of the related career or business fields, potential careers, and the appropriate requirements for achievement in those fields. The judging criteria for this class values thoroughness of career and/or business exploration and pursuit above the workmanship of the physical specimen on display.

#### **Consumer Ed Maker (SF 50400) ALL MAKER PROJECTS WILL BE JUDGED SATURDAY, JULY 25, 2020 AT 1PM**

**Counties may submit 3 entries TOTAL combined from all Maker exhibit divisions.**

Exhibits in this category are designed to be multi-disciplinary in nature, innovative, and must not fit into any other exhibit category. For complete Maker Project description and guidelines, see page 66 under *ENGINEERING AND TECHNOLOGY*.



## **LEADERSHIP**

Each county may submit 3 entries total from 50249, 50250, 50251, 50252; 2 entries from 50254; 1 entry from 50255.

### **Leadership 1 (SF 50249)**

Create a binder portfolio with a minimum of four (4) completed activities each year from the areas noted below. Build upon your previous year's work. Photocopies or original pages of the completed activities from the book should be included in the portfolio.

- **First Year** – One activity from each of the following sections: Understanding Self; Communication; and Getting Along with Others, plus one of exhibitor's choice from the manual.
- **Second Year** – One activity from each of the following sections: Getting Along with Others; Learning to Learn; and Making Decisions, plus one of exhibitor's choice from the manual.
- **Third Year** – One activity from each of the following sections: Making Decisions; Managing; and Working with Groups, plus one of exhibitor's choice from the manual.

### **Leadership 2 (SF 50250)**

Building upon your previous work, continue adding to your binder portfolio with a minimum of four (4) completed activities each year from the areas noted below. Photocopies or original pages of the completed activities from the book should be included in the portfolio.

- **First Year** – One activity from each of the following sections: Understanding Self; Communication; and Getting Along with Others, plus one of exhibitor's choice from the manual.
- **Second Year** – One activity from each of the following sections: Getting Along with Others; Learning to Learn; and Making Decisions, plus one of exhibitor's choice from the manual.
- **Third Year** – One activity from each of the following sections: Making Decisions; Managing; and Working with Groups, plus one of exhibitor's choice from the manual.

### **Leadership 3 (SF 50251)**

Building upon your previous work, continue adding to your binder portfolio with a minimum of four (4) completed activities each year from the areas noted below. Photocopies or original pages of the completed activities from the book should be included in the portfolio.

- **First Year** – One activity from each of the following sections: Understanding Self; Communication; and Getting Along with Others, plus one of exhibitor's choice from the manual.
- **Second Year** – One activity from each of the following sections: Getting Along with Others; Learning to Learn; and Making Decisions, plus one of exhibitor's choice from the manual.
- **Third Year** – One activity from each of the following sections: Making Decisions; Managing; and Working with Groups, plus one of exhibitor's choice from the manual.

### **Leadership Innovation Class (SF 50252)**

#### **Open to youth enrolled in Leadership 1, 2, or 3.**

Demonstrate the skills and knowledge you have gained through the Leadership project. **Your exhibit should not fit in the other exhibit options for this project.** The exhibit may include, but isn't limited to, original works, objects, demonstrations, digital presentations, programs, websites, games, apps, performances, or posters which you have made. Choose whatever method best shows what you've learned. You must furnish any equipment you need for your exhibit. Internet service will not be provided for the exhibit. All exhibits must include something visual, such as a printed copy of a digital presentation, which will remain on display during the exhibition. Electronic equipment will only be used during your personal judging time and will not remain on display during the entire exhibit period.

### **Leadership Ready4Life Challenge (SF 50255)**

#### **Open to 11- to 18-year-olds enrolled in any Leadership project.**

Exhibits in this category must include the following: a) a physical representation of the career or business product such as a model, prototype or display/portfolio that includes images of accomplished work; b) verbal or written explanations that demonstrate knowledge of the related career or business fields, potential careers, and the appropriate requirements for achievement in those fields. The judging criteria for this class values thoroughness of career and/or business exploration and pursuit above the workmanship of the physical specimen on display.

### **Leadership Maker (SF 50400) ALL MAKER PROJECTS WILL BE JUDGED SATURDAY, JULY 25, 2020 AT 1PM**

#### **Counties may submit 3 entries TOTAL combined from all Maker exhibit divisions.**

Exhibits in this category are designed to be multi-disciplinary in nature, innovative, and must not fit into any other exhibit category. *For complete Maker Project description and guidelines, see page 66 under ENGINEERING AND TECHNOLOGY.*



## **CHILD DEVELOPMENT**

Each county may submit 1 entry from 50141 and 1 entry form 50142

### **Child Development (SF 50141)**

Exhibit one of the following class options

- **Child Development 1: Infants and Toddlers**

Prepare a display focusing on any activity related to the child development project. Demonstrate the skills and knowledge you have gained through the child development project you studied. **Include a list of resources** you used to learn more about child development, such as mentors, books, articles, or websites. The exhibit may include, but isn't limited to, original works, objects, demonstrations, digital presentations, programs, websites, games, apps, performances, or posters which you have made. Choose whatever method best shows what you've learned. You must furnish any equipment you need for your exhibit. Internet service will not be provided for the exhibit. All exhibits must include something visual, such as a printed copy of a digital presentation, which will remain on display during the exhibition. Electronic equipment will only be used during your personal judging time and will not remain on display during the entire exhibit period. For safety reasons, exhibits cannot include glass, syringes with needles or any other sharp objects.

- **Child Care 1: Infants and Toddlers**

Prepare a display focusing on a topic related to child care of this age group such as selecting age appropriate activities, explaining child behavior, and/or recognizing safety concerns. Demonstrate the skills and knowledge you have gained through the child development project you studied. **Include a list of resources** you used to learn more about child development, such as mentors, books, articles, or websites. The exhibit may include, but isn't limited to, original works, objects, demonstrations, digital presentations, programs, websites, games, apps, performances, or posters which you have made. Choose whatever method best shows what you've learned. You must furnish any equipment you need for your exhibit. Internet service will not be provided for the exhibit. All exhibits must include something visual, such as a printed copy of a digital presentation, which will remain on display during the exhibition. Electronic equipment will only be used during your personal judging time and will not remain on display during the entire exhibit period. For safety reasons, exhibits cannot include glass, syringes with needles or any other sharp objects.

### **Child Development Ready4Life Challenge (SF 50142)**

#### **Open to 11- to 18-year-olds enrolled in the Child Development project**

Exhibits in this category must include the following: a) a physical representation of the career or business product such as a model, prototype or display/portfolio that includes images of accomplished work; b) verbal or written explanations that demonstrate knowledge of the related career or business fields, potential careers, and the appropriate requirements for achievement in those fields. The judging criteria for this class values thoroughness of career and/or business exploration and pursuit above the workmanship of the physical specimen on display.

### **Child Development Maker (SF 50400)**

**Counties may submit 3 entries TOTAL combined from all Maker exhibit divisions.**

Exhibits in this category are designed to be multi-disciplinary in nature, innovative, and must not fit into any other exhibit category. For complete Maker Project description and guidelines, see page 66 under *ENGINEERING AND TECHNOLOGY*.



## **FAMILY HERITAGE**

Each county may submit 1 entry from 50197; and 1 entry from 50199.

### **Family Heritage (SF 50197)**

Prepare an exhibit of items, pictures, maps, charts, slides/tapes, drawings, illustrations, writings or displays that depict the heritage of the member's family or community or 4-H history. Please note: Exhibits are entered at 4-H member's own risk. 4-H is not responsible for loss or damage to family heirloom items or any items in this division. Displays should not be larger than 22" x 28" wide. If the size needs to be a different size because the historical item is larger than 22"x28" please contact the superintendents for approval.

### **Family Heritage Ready4Life Challenge (SF 50199)**

**Open to 11- to 18-year-olds enrolled in any Family Heritage project.**

Exhibits in this category must include the following: a) a physical representation of the career or business product such as a model, prototype or display/portfolio that includes images of accomplished work; b) verbal or written explanations that demonstrate knowledge of the related career or business fields, potential careers, and the appropriate requirements for achievement in those fields. The judging criteria for this class values thoroughness of career and/or business exploration and pursuit above the workmanship of the physical specimen on display.

### **Family Heritage Maker (SF 50400)**

**Counties may submit 3 entries TOTAL combined from all Maker exhibit divisions.**

Exhibits in this category are designed to be multi-disciplinary in nature, innovative, and must not fit into any other exhibit category. For complete Maker Project description and guidelines, see page 66 under *ENGINEERING AND TECHNOLOGY*.



## **HEALTH**

Each county may submit 3 entries total from 50226, 50227, 50228, 50229; and 1 entry from 50231.

### **Health 1 (SF 50226)**

Select four First Aid Skills and complete the activities for that section. Bring the project book and be prepared to discuss the completed sections. Exhibit a family first aid kit and be prepared to explain what each item is used for.

### **Health 2 (SF 50227)**

Select four [Staying Healthy](#) skills and complete the activities for that section. Bring the project book and be prepared to discuss the completed sections. Exhibit a "smarts" project as explained in the project manual.

### **Health 3 (SF 50228)**

Select four Keeping Fit Skills and complete the activities for that section. Bring the project book and be prepared to discuss the completed sections. Exhibit a poster or display on one of the Keeping Fit Skills.

### **Health Innovation Class (SF 50229)**

**Open to youth enrolled in Health 1, 2 or 3.**

Demonstrate the skills and knowledge you have gained through the Health project. The exhibit may include, but isn't limited to, original works, objects, demonstrations, digital presentations, programs, websites, games, apps, performances, or posters which you have made. Choose whatever method best shows what you've learned. Your exhibit should not fit in the other exhibit options for this project. You must furnish any equipment you need for your exhibit. Internet service will not be provided for the exhibit. All exhibits must include something visual, such as a printed copy of a digital presentation, which will remain on display during the exhibition. Electronic equipment will only be used during your personal judging time and will not remain on display during the entire exhibit period.

### **Health Ready4Life Challenge: (SF 50231)**

**Open to 11- to 18-year-olds enrolled in any Health project.**

Exhibits in this category must include the following: a) a physical representation of the career or business product such as a model, prototype or display/portfolio that includes images of accomplished work; b) verbal or written explanations that demonstrate knowledge of the related career or business fields, potential careers, and the appropriate requirements for achievement in those

fields. The judging criteria for this class values thoroughness of career and/or business exploration and pursuit above the workmanship of the physical specimen on display.

**Health Maker (SF 50400)** **ALL MAKER PROJECTS WILL BE JUDGED SATURDAY, JULY 25, 2020 AT 1PM**

**Counties may submit 3 entries TOTAL combined from all Maker exhibit divisions.**

Exhibits in this category are designed to be multi-disciplinary in nature, innovative, and must not fit into any other exhibit category.

*For complete Maker Project description and guidelines, see page 66 under ENGINEERING AND TECHNOLOGY.*



## INTERCULTURAL

Each county may submit 1 individual entry from 50233; 1 individual entry from 50234; 1 individual entry from 50236; 1 club entry from 50235. **Due to space restrictions, exhibits are limited to 2' 6" wide and 15" deep.**

### Passport to the World, Individual (SF 50233)

Prepare a display illustrating what you have learned about a country's or U.S. region's geography, economy, agriculture, people, language, housing, culture, music, crafts, clothing, holidays or other aspect. Exhibit should be educational in nature and should not promote one's beliefs over another person's beliefs. The exhibit may include, but isn't limited to, original works, objects, demonstrations, digital presentations, programs, websites, games, apps, performances, or posters which you have made. Choose whatever method best shows what you've learned. You must furnish any equipment you need for your exhibit. Internet service will not be provided for the exhibit. All exhibits must include something visual, such as a printed copy of a digital presentation, which will remain on display during the exhibition. Electronic equipment will only be used during your personal judging time and will not remain on display during the entire exhibit period. Include the project manual with completed sections that pertain to the exhibit information. Due to space restrictions, exhibits are limited to 2' 6" wide and 15" deep.

### Diversity & Cultural Awareness (SF 50234)

Create a display or binder portfolio that illustrates the results of a minimum of three (3) completed activities from the project book. Due to space restrictions, exhibits are limited to 2' 6" wide and 15" deep.

### Intercultural Ready4Life Challenge (SF 50236)

**Open to 11- to 18-year-olds enrolled in any Intercultural project.**

Exhibits in this category must include the following: a) a physical representation of the career or business product such as a model, prototype or display/portfolio that includes images of accomplished work; b) verbal or written explanations that demonstrate knowledge of the related career or business fields, potential careers, and the appropriate requirements for achievement in those fields. The judging criteria for this class values thoroughness of career and/or business exploration and pursuit above the workmanship of the physical specimen on display.

**Intercultural Maker (SF 50400)** **ALL MAKER PROJECTS WILL BE JUDGED SATURDAY, JULY 25, 2020 AT 1PM**

**Counties may submit 3 entries TOTAL combined from all Maker exhibit divisions.**

Exhibits in this category are designed to be multi-disciplinary in nature, innovative, and must not fit into any other exhibit category.

*For complete Maker Project description and guidelines, see page 66 under ENGINEERING AND TECHNOLOGY.*



## THEATRE ARTS

Each county may 3 entries total for 50299, 50301, 50302; and 1 entry for 50304.

### Theatre Arts 1 (SF 50299)

Exhibit one of the following items:

- Portfolio of acting activities completed during the current year (A video of performances is not considered a portfolio and will not be accepted for exhibit.); **OR**
- Display illustrating a drawing/photograph of a clown character created by the exhibitor; **OR**
- Display illustrating a picture story developed by the exhibitor.

### Theatre Arts 3 (SF 50301)

Exhibit one of the following items:

- Portfolio of activities for set design; make-up; or sound, props, or costuming completed during the current year; **OR**
- Display that includes sound, props and costume charts appropriate for a selected scene from a story or play (limited to no more than 8 items); **OR**
- Display a scenic design model to depict a scene from a script; **OR**
- Display illustrating a character with make-up drawn or colored in. Include a photograph of a person wearing the make-up and information on the character's personality or part in the play.

### Theatre Arts Innovation Class (SF 50302)

#### Open to youth enrolled in Theatre Arts.

Demonstrate the skills and knowledge you have gained through Theatre Arts project. The exhibit may include, but isn't limited to, original works, objects, demonstrations, digital presentations, programs, websites, games, apps, performances, or posters which you have made. Choose whatever method best shows what you've learned. Your exhibit should not fit in the other exhibit options for this project. You must furnish any equipment you need for your exhibit. Internet service will not be provided for the exhibit. All exhibits must include something visual, such as a printed copy of a digital presentation, which will remain on display during the exhibition. Electronic equipment will only be used during your personal judging time and will not remain on display during the entire exhibit period.

### Theatre Arts Ready4Life Challenge (SF 50304)

#### Open to 11- to 18-year-olds enrolled in any Theatre project

Exhibits in this category must include the following: a) a physical representation of the career or business product such as a model, prototype or display/portfolio that includes images of accomplished work; b) verbal or written explanations that demonstrate knowledge of the related career or business fields, potential careers, and the appropriate requirements for achievement in those fields. The judging criteria for this class values thoroughness of career and/or business exploration and pursuit above the workmanship of the physical specimen on display.

### Theatre Arts Maker (SF 50400) **ALL MAKER PROJECTS WILL BE JUDGED SATURDAY, JULY 25, 2020 AT 1PM**

#### Open to youth in all projects. Counties may submit 3 entries TOTAL combined from all Maker exhibit divisions

Exhibits in this category are designed to be multi-disciplinary in nature, innovative, and must not fit into any other exhibit category. For complete Maker Project description and guidelines, see page 66 under ENGINEERING AND TECHNOLOGY.

### AWARDS

#### Plaques

Civic Engagement/Service Learning  
College & Career Readiness  
Communication  
Consumer Education  
Leadership  
Leadership II  
Leadership III

Child Development  
Health  
Intercultural  
Theatre Arts

#### State Fair

1 entry from Child Development  
1 entry from Child Development Ready4Life Challenge  
2 entries from Civic Engagement  
1 entry from Civic Engagement Ready4Life Challenge  
2 entries from Consumer Education  
1 entry from Consumer Education Ready4Life Challenge  
1 entry from College & Career  
1 entry from College & Career Ready4Life Challenge  
1 entries from Family Heritage  
1 entry from Family Heritage Ready4Life Challenge

3 entries from Health  
1 entry from Health Ready4Life Challenge  
3 entries from Leadership  
1 entry from Leadership Ready4Life Challenge  
1 entry from Passport to the World-Individual  
1 Diversity & Cultural Awareness  
1 entry from Intercultural Ready4Life Challenge  
3 entries from Theatre Arts  
1 entry from Theatre Arts Ready4Life Challenge



# COUNTY PROJECTS & EXPLORATORY

Collections, Models, Legos, Reading, Sports, Conservation/Environment

SHOW: Saturday, July 25, 2020 at 1pm

4-H Building, Fairgrounds, Woodstock



## **GENERAL PROJECT REGULATIONS**

All exhibitors must comply with the 2020 McHenry County 4-H Club Show regulations on page 11.

In addition to the General Project Regulations, please review the division rules and individual project requirements.

### **Regulations:**

1. Judging for classes will begin at 1pm. All project entry tags must be picked by 2:30 pm.
2. Entry tags will be available at check-in. After picking up the entry tag, please tape the entry tag to the exhibit.
3. All exhibits displayed in the 4-H Building are to be removed on **Sunday between 5 and 6 pm**. Members unable to remove their exhibits are responsible for arranging them to be removed by a leader or another member.

### **EXPLORATORY** (*Welcome to 4-H*) (not eligible for state fair)

Youth ages 8 – 10 may exhibit a display on one of the following topics from the project book.

- windowsill gardening;
- 4-H animals;
- 4-H family; **OR**
- coat of arms

### **COLLECTIBLES** (not eligible for state fair)

Bring your completed project book and your collection or examples of your collection (if it's too large to bring) with pictures of total collection, **OR** an exhibit or poster illustrating one feature of the project.

### **County Collections** (not eligible for state fair)

Bring a representative sample of your collection to judging. Also include a typed or neatly written summary, not to exceed (2) 8 1/2" x 11" pages, with a picture of your entire collection. Be sure to identify what was added to your collection during the current year. Place the summary and picture in a plastic cover. For space and security reasons, collections will be taken home after judging. Only the summary and picture will remain on display during the Fair.

### **Models** (not eligible for state fair or premiums)

Assemble, paint, and mount on a display stand, a model you have constructed during the year. Attach a 3"x5" index card describing your model. Exhibitor must provide protection for the exhibit.

### **Legos** (not eligible for state fair or premiums)

Legos exhibit must be an original design only. No kits allowed. Display must not be any larger than 24" x 15" x 12".

### **Reading** (not eligible for state fair or premiums)

Please read a book and write a short 3-4 sentence summary of the exhibit on an index card. On the index card, please include the following: book title and author with the title underlined, name, club name, project, and date. This index card will need to accompany one of the following choices to exhibit:

- A shadow box or shoe box display to illustrate the setting of the book, or
- A poster no larger than 22" x 30" to advertise the book in an artistic way, or
- A puppet to depict a character from the book, or
- A map no larger than 22" X 30" depicting a character's travels or an area explained in the story, or
- One of the following: present a timeline book review, illustrate 3 or more favorite scene from the book, design character paper dolls with wardrobes, or display and explain foods used by the character(s).

### **Sports** (not eligible for state fair or premiums)

Exhibit a display or portfolio describing a sport activity. May include rules of the sport, skills learned, training involved, history of the sport, impact on society, achievements with in the sport, famous athlete, etc. Be creative. (Please do not display trophies or awards for security reasons.)

### **Conservation/Environment** (not eligible for state fair or premiums)

Exhibit an educational display including information on Raising Earthworms, Worm Composting, Recycling, Conservation efforts, backyard birds or pollinators, etc. Be Creative.



**Saturday, July 25, 2020 at 1:00 pm**  
**4-H Building, Fairgrounds, Woodstock**

**Natural Resources & Environment**

- Entomology
- Forestry
- Geology
- ALL Natural Resource areas
- Weather
- Shooting Sports Display

**Engineering & Technology**

- Aerospace
- Bicycle
- Electricity
- Small Engine
- Tractor
- Welding
- Woodworking
- ALL Maker projects**



**NATURAL RESOURCES AND ENVIRONMENT**

**Superintendent:**

Chris Northup.....815/338-2307

**GENERAL PROJECT REGULATIONS**

1. All exhibitors must comply with the 2020 McHenry County 4-H Club Show regulations on page 11.
2. In addition to the General Project Regulations, please review the division rules and individual project requirements.

**Regulations**

1. Judging for classes will begin at 1 pm. All project entry tags must be picked by 2:30 pm.
2. Entry tags will be available at check-in. After picking up the entry tag, please tape the entry tag to the exhibit.
3. Electricity and water are NOT available for these displays.
4. **NO live animals or reptiles are permitted in these exhibits.**
5. All exhibits displayed in the 4-H Building are to be removed on **Sunday of the fair between 5 and 6 pm**. Members unable to remove their exhibits are responsible for arranging them to be removed by a leader or another member.

**Premiums** Premiums will be distributed on the basis of Blue award being valued at 4X, Red award valued at 2X, and White award at 1X.



**ENTOMOLOGY GENERAL**

Each county may submit 2 entries total from 50183, 50184, 50185, 50186; 1 entry from Class 50187.

*Size and number of exhibit cases should relate appropriately to the number of insects being displayed for a specified class. Cases should be no deeper than 4". Exhibitors should note that Entomology exhibits may be placed UPRIGHT for display.*

**Entomology 1 (SF 50183)**

Exhibit 15 or more species representing four or more orders. Collection must be accurately labeled. Exhibitors must also include the Entomology 1 project manual, *Teaming With Insects 1*, with at least one completed activity for each year enrolled. The project manual must be included. Rules for pinning and labeling insects are available from your local Extension office.

**Entomology 2 (SF 50184)**

Exhibit 30 or more species representing eight or more orders. Collection must be accurately labeled. Exhibitors must also include the Entomology 2 project manual, *Teaming With Insects 2*, with at least one completed activity for each year enrolled. The project manual must be included. Rules for pinning and labeling insects are available from your local Extension office.

**Entomology 3 (SF 50185)**

Exhibit 60 or more species representing twelve or more orders. Collection must be accurately labeled. Exhibitors must also include the Entomology 3 project manual, *Teaming With Insects 3*, with at least one completed activity for each year enrolled. The project manual must be included. Rules for pinning and labeling insects are available from your local Extension office.

**Entomology Display (SF 50186)**

**Open to youth enrolled in Entomology 1, Entomology 2 or Entomology 3**

Exhibit any activity or display related to Entomology that does not fit into Entomology Classes 1, 2 or 3 above. The exhibit may include, but isn't limited to, original works, objects, demonstrations, digital presentations, programs, websites, games, apps, performances, or posters which you have made. Choose whatever method best shows what you've learned. You must furnish any

equipment you need for your exhibit. Internet service will not be provided for the exhibit. All exhibits must include something visual, such as a printed copy of a digital presentation, which will remain on display during the exhibition. Electronic equipment will only be used during your personal judging time and will not remain on display during the entire exhibit period.

### **Entomology Ready4Life Challenge (SF 50187)**

#### **Open to 11- to 18-year-olds enrolled in any Entomology project.**

Exhibits in this category must include the following: a) a physical representation of the career or business product such as a model, prototype or display/portfolio that includes images of accomplished work; b) verbal or written explanations that demonstrate knowledge of the related career or business fields, potential careers, and the appropriate requirements for achievement in those fields. The judging criteria for this class values thoroughness of career and/or business exploration and pursuit above the workmanship of the physical specimen on display.

### **Entomology Maker (SF 50400) ALL MAKER PROJECTS WILL BE JUDGED SATURDAY, JULY 25, 2020 AT 1PM**

#### **Counties may submit 3 entries TOTAL combined from all Maker exhibit divisions.**

Exhibits in this category are designed to be multi-disciplinary in nature, innovative, and must not fit into any other exhibit category. For complete Maker Project description and guidelines, see page 66 under ENGINEERING AND TECHNOLOGY.

## **ENTOMOLOGY BEEKEEPING**

Each county may send 2 entries total from classes 50188, 50189, 50190; and 1 entry from 50191.

Create an exhibit that shows the public what you learned in the beekeeping project this year. **Note:** No bee hives may be exhibited. (Honey moisture content will be measured.) Fill level: the honey should be filled to the jar shoulder, not over, nor under. Chunk honey should go in a wide-mouth jar, preferably one specially made for chunk honey (see beekeeping catalogs). Be careful to distinguish “chunk honey” (comb in jar) from “cut comb” (comb only in plastic box). *Honey exhibited (including chunk, cut comb, and sections) must be collected since the previous year fair.*

### **Beekeeping 1 (SF 50188)**

Exhibit an educational display for one (1) of the following:

- Flowers Used to Make Honey. Display pressed flowers from ten (10) different Illinois plants that bees use for making honey.
- Uses of Honey and Beeswax.
- Setting Up a Bee Hive.
- Safe Handling of Bees.
- Equipment needed by a Beekeeper.

### **Beekeeping 2 (SF 50189)**

Exhibit one (1) of the following:

- Extracted Honey: Three (3) 1# jars, shown in glass, screw-top jars holding 1 # of honey each.
- Chunk honey (comb in jar): Three (3) 1# jars (wide-mouth glass jars).
- Cut-comb honey: Three (3) 1# boxes (boxes are usually 4 ½” x 4 ½”).
- Section honey: three (3) sections of comb honey (in basswood boxes or Ross rounds).
- Working with Honey Bees. Present a topic from your manual to teach fairgoers about working with honey bees. Use your knowledge and creativity to display this information on a poster or in a notebook.

### **Beekeeping 3 (SF 50190)**

Exhibit three (3) of the five (5) kinds of honey listed below (#1-5) or prepare an educational display about honey bees or beekeeping.

1. Extracted Honey: Three (3) 1# jars (glass)
2. Chunk Honey (comb in a jar): Three (3) 1# jars (wide-mouth glass)
3. Cut-comb Honey: Three (3) 1# boxes (boxes are usually 4 ½” x 4 ½” in size)
4. Comb Honey- 3 sections (honey built by bees in frames of wood commonly called “sections” (boxes are usually 4 ½” x 4 ½” in size)
5. Section honey: three (3) sections of comb honey (in basswood boxes or Ross rounds) or
6. Prepare an educational display about honey bees or beekeeping.

### **Entomology Beekeeping Ready4Life Challenge (SF 50191)**

#### **Open to 11- to 18-year-olds enrolled in any Entomology project.**

Exhibits in this category must include the following: a) a physical representation of the career or business product such as a model, prototype or display/portfolio that includes images of accomplished work; b) verbal or written explanations that demonstrate knowledge of the related career or business fields, potential careers, and the appropriate requirements for achievement in those

fields. The judging criteria for this class values thoroughness of career and/or business exploration and pursuit above the workmanship of the physical specimen on display.

**Beekeeping Maker (SF 50400)** **ALL MAKER PROJECTS WILL BE JUDGED SATURDAY, JULY 25, 2020 AT 1PM**

**Counties may submit 3 entries TOTAL combined from all Maker exhibit divisions.**

Exhibits in this category are designed to be multi-disciplinary in nature, innovative, and must not fit into any other exhibit category. For complete Maker Project description and guidelines, see page 66 under *ENGINEERING AND TECHNOLOGY*.



## FORESTRY

Each county may submit 1 entry total from 50212, 50213, 50214; and 1 entry from 50216.

### Forests of Fun 1 (SF 50212)

Exhibit any product or display illustrating an activity from the book. The exhibit may include, but isn't limited to, original works, objects, demonstrations, digital presentations, programs, websites, games, apps, performances, or posters which you have made. Choose whatever method best shows what you've learned. You must furnish any equipment you need for your exhibit. Internet service will not be provided for the exhibit. All exhibits must include something visual, such as a printed copy of a digital presentation, which will remain on display during the exhibition. Electronic equipment will only be used during your personal judging time and will not remain on display during the entire exhibit period.

### Forests of Fun 2 (SF 50213)

Exhibit any product or display illustrating an activity from the book. The exhibit may include, but isn't limited to, original works, objects, demonstrations, digital presentations, programs, websites, games, apps, performances, or posters which you have made. Choose whatever method best shows what you've learned. You must furnish any equipment you need for your exhibit. Internet service will not be provided for the exhibit. All exhibits must include something visual, such as a printed copy of a digital presentation, which will remain on display during the exhibition. Electronic equipment will only be used during your personal judging time and will not remain on display during the entire exhibit period.

### Forests of Fun 3 (SF 50214)

Exhibit any product or display illustrating an activity from the book. The exhibit may include, but isn't limited to, original works, objects, demonstrations, digital presentations, programs, websites, games, apps, performances, or posters which you have made. Choose whatever method best shows what you've learned. You must furnish any equipment you need for your exhibit. Internet service will not be provided for the exhibit. All exhibits must include something visual, such as a printed copy of a digital presentation, which will remain on display during the exhibition. Electronic equipment will only be used during your personal judging time and will not remain on display during the entire exhibit period.

### Forestry Ready4Life Challenge (SF 50216)

**Open to 11- to 18-year-olds enrolled in any Forestry project.**

Exhibits in this category must include the following: a) a physical representation of the career or business product such as a model, prototype or display/portfolio that includes images of accomplished work; b) verbal or written explanations that demonstrate knowledge of the related career or business fields, potential careers, and the appropriate requirements for achievement in those fields. The judging criteria for this class values thoroughness of career and/or business exploration and pursuit above the workmanship of the physical specimen on display.

**Forestry Maker (SF 50400)** **ALL MAKER PROJECTS WILL BE JUDGED SATURDAY, JULY 25, 2020 AT 1PM**

**Counties may submit 3 entries TOTAL combined from all Maker exhibit divisions.**

Exhibits in this category are designed to be multi-disciplinary in nature, innovative, and must not fit into any other exhibit category. For complete Maker Project description and guidelines, see page 66 under *ENGINEERING AND TECHNOLOGY*.



## GEOLOGY

Each county may submit 3 entries total from 50218, 50219, 50220, 50221, 50222; and 1 entry from 50224.

**Size and number of exhibit cases should relate appropriately to the number of specimens being displayed for a specified class.**

*Specimens are not limited to Illinois locations. All levels of Geology use the same manual, Geology-Introduction to the Study of the Earth.*

### Pebble Pups 1 (SF 50218)

Display 8 to 19 rocks and mineral specimens with three minerals in the collections. Collection may include duplications that show variations. Label collection and note where found.

**Pebble Pups 2** (SF 50219)

Display at least 20, but no more than 29, rocks and mineral specimens with seven minerals in the collections. Collection may include duplications that show variations. Label collection and note where found.

**Rock Hounds 1** (SF 50220)

Display at least 30, but no more than 40, rocks and mineral specimens with ten minerals in the collection. Rocks should include at least three igneous, two metamorphic, and three sedimentary groups. Label collection and note where found.

**Rock Hounds 2** (SF 50221)

Display no more than 50 specimens that have been selected to illustrate a specific theme of the exhibitor's choosing. Be creative. Sample categories could include (but are not limited to): industrial minerals and their uses; a specific rock group and the variety that occurs in that group, including some minerals that occur in that environment; select fossils traced through the geologic ages; minerals and their crystal habits; rocks and minerals used in the lapidary arts.

**Geology Innovation Class** (SF 50222)**Open to youth enrolled in Geology.**

Demonstrate the skills and knowledge you have gained through the Geology project. Exhibit may be the result of knowledge gained from project manuals; independent study about Illinois rock(s) and mineral(s), interaction with geology professionals; and/or individual exploration in the area of geology. The exhibit may include, but isn't limited to, original works, objects, demonstrations, digital presentations, programs, websites, games, apps, performances, or posters which you have made. Choose whatever method best shows what you've learned. Your exhibit should not fit in the other exhibit options for this project. You must furnish any equipment you need for your exhibit. Internet service will not be provided for the exhibit. All exhibits must include something visual, such as a printed copy of a digital presentation, which will remain on display during the exhibition. Electronic equipment will only be used during your personal judging time and will not remain on display during the entire exhibit period.

**Geology Ready4Life Challenge** (50224)**Open to 11- to 18-year-olds enrolled in the Geology project.**

Exhibits in this category must include the following: a) a physical representation of the career or business product such as a model, prototype or display/portfolio that includes images of accomplished work; b) verbal or written explanations that demonstrate knowledge of the related career or business fields, potential careers, and the appropriate requirements for achievement in those fields. The judging criteria for this class values thoroughness of career and/or business exploration and pursuit above the workmanship of the physical specimen on display.

**Geology Maker** (SF 50400) **ALL MAKER PROJECTS WILL BE JUDGED SATURDAY, JULY 25, 2020 AT 1PM****Counties may submit 3 entries TOTAL combined from all Maker exhibit divisions.**

Exhibits in this category are designed to be multi-disciplinary in nature, innovative, and must not fit into any other exhibit category. For complete Maker Project description and guidelines, see page 66 under *ENGINEERING AND TECHNOLOGY*.

**NATURE: NATURAL RESOURCES AND OUTDOOR ADVENTURES**

Each county may submit 3 entries from 50256, 50257, 50258, 50259; 1 entry from 50267.

Electricity and water are NOT available for these displays. **NO live animals or reptiles are permitted in these exhibits.**

**Natural Resources 1** (SF 50256)

Exhibit any item developed from the project book, *Step Into Nature*.

**Natural Resources 2** (SF 50257)

Exhibit any item developed from the project book, *Explore the Natural World*.

**Natural Resources 3** (SF 50258)

Exhibit any item developed from the project book, *Blaze the Trail*.

**Outdoor Adventure 1-3** (SF 50259)

Exhibit a display illustrating an activity completed from the project manual.

## Natural Resources Ready4Life Challenge (SF 50267)

### Open to 11- to 18-year-olds enrolled in any Natural Resources and Outdoor Adventures project.

Exhibits in this category must include the following: a) a physical representation of the career or business product such as a model, prototype or display/portfolio that includes images of accomplished work; b) verbal or written explanations that demonstrate knowledge of the related career or business fields, potential careers, and the appropriate requirements for achievement in those fields. The judging criteria for this class values thoroughness of career and/or business exploration and pursuit above the workmanship of the physical specimen on display.



## NATURE: FISHING AND WILDLIFE

Each county may submit 3 entries total from 50260, 50261, 50262, 50266, 50263, 50265; and 1 entry from 50291.

### Sportsfishing 1 (SF 50260)

Exhibit a product or display made to complete an activity in the *Take the Bait* project manual. This could include, but is not limited to, displays on: different types of fishing tackle, identifying different baits and their uses (no actual bait, please) or identifying the anatomy of a fish. For safety reasons, lures must be placed in a plastic case.

### Sportsfishing 2 (SF 50261)

Exhibit a product or display made to complete an activity in the *Reel in the Fun* project manual. This could include, but is not limited to, displays on: different types of knots or rigs and their use; a collection of fishing lures, labeled with their use; or information on preparing and cooking fish (not recipes). For safety reasons, lures must be placed in a plastic case.

### Sportsfishing 3 (SF 50262)

Exhibit a product or display made to complete an activity in the *Cast into the Future* project manual. This could include, but is not limited to, displays on: making artificial flies and lures; researching effects of water temperature; sportsfishing careers; or identifying insects that fish eat. For safety reasons, lures must be placed in a plastic case.

### Wildlife 1 (SF 50266)

Exhibit any activity developed from the project manual. Be able to explain the importance of and concept behind the exhibit.

### Wildlife 2 (SF 50263)

Exhibit any activity developed from the project manual. (Ex. Create a display of the life history of an animal.) Within the exhibit, explain the importance of and concept behind the exhibit.

### Wildlife 3 (SF 50265)

Exhibit any activity developed from the project manual. Be able to explain the importance of and concept behind the exhibit.

## Fishing & Wildlife Ready4Life Challenge (SF 50291)

### Open to 11- to 18-year-olds enrolled in any Fishing or Wildlife project.

Exhibits in this category must include the following: a) a physical representation of the career or business product such as a model, prototype or display/portfolio that includes images of accomplished work; b) verbal or written explanations that demonstrate knowledge of the related career or business fields, potential careers, and the appropriate requirements for achievement in those fields. The judging criteria for this class values thoroughness of career and/or business exploration and pursuit above the workmanship of the physical specimen on display.

## Natural Resources Maker (SF 50400) **ALL MAKER PROJECTS WILL BE JUDGED SATURDAY, JULY 25, 2020 AT 1PM**

### Counties may submit 3 entries TOTAL combined from all Maker exhibit divisions.

Exhibits in this category are designed to be multi-disciplinary in nature, innovative, and must not fit into any other exhibit category. For complete Maker Project description and guidelines, see page 66 under ENGINEERING AND TECHNOLOGY.

### Exploring Your Environment 1 (not eligible for state fair)

Prepare a display or poster that illustrates an activity from the project manual. The display should demonstrate an understanding of natural and/or manmade environments, how humans affect the environment, or how the environment affects our lives. Include your project manual that documents activity recordkeeping, your answers to activity questions, and details the exhibitor's thoughts and ideas.

### Exploring Your Environment 2 (not eligible for state fair)

Prepare a display or poster that illustrates an activity from the project manual. The display should demonstrate an understanding of one of the following: stewardship of natural resources, investigating greenhouse effects on living organisms, methods of

reducing or managing waste in your home or community, or calculating your ecological footprint. Include your project manual that documents activity recordkeeping, your answers to activity questions, and details the exhibitor's thoughts and ideas.



## WEATHER

Each county may submit 1 entry total 50392, 50393, 50394; and 1 entry from 50395.

### **Weather and Climate Science I (SF 50392)**

Exhibit any product or display illustrating an activity from the book. The exhibit may include, but isn't limited to, original works, objects, demonstrations, digital presentations, programs, websites, games, apps, performances, or posters which you have made. Choose whatever method best shows what you've learned. You must furnish any equipment you need for your exhibit. Internet service will not be provided for the exhibit. All exhibits must include something visual, such as a printed copy of a digital presentation, which will remain on display during the exhibition. Electronic equipment will only be used during your personal judging time and will not remain on display during the entire exhibit period.

### **Weather and Climate Science 2 (SF 50393)**

Exhibit any product or display illustrating an activity from the book. The exhibit may include, but isn't limited to, original works, objects, demonstrations, digital presentations, programs, websites, games, apps, performances, or posters which you have made. Choose whatever method best shows what you've learned. You must furnish any equipment you need for your exhibit. Internet service will not be provided for the exhibit. All exhibits must include something visual, such as a printed copy of a digital presentation, which will remain on display during the exhibition. Electronic equipment will only be used during your personal judging time and will not remain on display during the entire exhibit period.

### **Weather and Climate Science 3 (SF 50394)**

Exhibit any product or display illustrating an activity from the book. The exhibit may include, but isn't limited to, original works, objects, demonstrations, digital presentations, programs, websites, games, apps, performances, or posters which you have made. Choose whatever method best shows what you've learned. You must furnish any equipment you need for your exhibit. Internet service will not be provided for the exhibit. All exhibits must include something visual, such as a printed copy of a digital presentation, which will remain on display during the exhibition. Electronic equipment will only be used during your personal judging time and will not remain on display during the entire exhibit period.

### **Weather Ready4Life Challenge (SF 50395)**

#### **Open to 11- to 18-year-olds enrolled in any Weather and Climate project.**

Exhibits in this category must include the following: a) a physical representation of the career or business product such as a model, prototype or display/portfolio that includes images of accomplished work; b) verbal or written explanations that demonstrate knowledge of the related career or business fields, potential careers, and the appropriate requirements for achievement in those fields. The judging criteria for this class values thoroughness of career and/or business exploration and pursuit above the workmanship of the physical specimen on display.

### **Weather Maker (SF 50400) ALL MAKER PROJECTS WILL BE JUDGED SATURDAY, JULY 25, 2020 AT 1PM**

#### **Counties may submit 3 entries TOTAL combined from all Maker exhibit divisions.**

Exhibits in this category are designed to be multi-disciplinary in nature, innovative, and must not fit into any other exhibit category. For complete Maker Project description and guidelines, see page 66 under ENGINEERING AND TECHNOLOGY.

## **AWARDS**

### **Plaques**

- 5 Natural Resource & Environment
- 1 Beekeeping

### **State Fair**

- |  |  |
|--|--|
| 2 entries for Entomology                           | 3 entries from Natural Resources/Outdoor Adventures                    |
| 1 entry for Entomology Ready4Life Challenge        | 1 entry from Natural Resources/Outdoor Adventures Ready4Life Challenge |
| 2 entries Entomology/Beekeeping                    | 3 entries from Nature: Fishing & Wildlife                              |
| 1 entry Entomology/Beekeeping Ready4Life challenge | 1 entry from Nature: Fishing & Wildlife Ready4Life Challenge           |
| 1 entry for Forestry                               | 1 entry from Weather & Climate   |
| 1 entry for Forestry Ready4Life Challenge          | 1 entry from Weather & Climate Ready4Life Challenge                    |
| 3 entries for Geology                              |  |
| 1 entry for Geology Ready4Life Challenge           |  |



# SHOOTING SPORTS – DISPLAY

Saturday, July 25, 2020 at 1:00 pm  
4-H Building, Fairgrounds, Woodstock



## Superintendent:

Pam Polizzi .....815-236-6533

## SHOOTING SPORTS

Each county may submit 2 entries total from 50401, 50402, 50403, and 1 from 50406.

Members must be a member of an approved 4-H Shooting Sports Club to exhibit. All exhibits should be posters or stand-alone items suitable for display to the general public. Stand-alone items have the intent to enhance the discipline such as a quiver, gun case, gun sling, locking cabinet, gun or target stand, sporting clays equipment wagon, etc. Exhibits deemed to be inappropriate by a superintendent will not be displayed.

NOTE: Shooting Sports Displays are prohibited from displaying the following:

- No live ammunition
- No knives or arrow tips (including field points, hunting broadheads, etc.)
- No functional or non-functional bows, firearms or firearm parts that could be reassembled are allowed.
- No humanoid shaped targets or reference to paintball, laser tag, air-soft, or pointing of any type of firearm or bow toward another person is allowed.
- No display involving primarily tactical design firearms (i.e. AR platform or military type firearms)
- No reference or use of the word “weapon” should be used in a display
- Make sure there are no safety violations in your display. (Example: no earplugs or safety glasses in a picture of a person shooting a firearm.)

### **Shooting Sports: Archery (SF 50401)**

Exhibit a poster or stand-alone display depicting safe archery handling, range safety, the parts of the bow, tracking the target, target sighting, or another topic you have learned through the 4-H Shooting Sports program.

### **Shooting Sports: Rifle (SF 50402)**

Exhibit a poster or stand-alone display depicting safe firearm handling, range safety, the parts of the rifle, tracking the target, target sighting, or another topic you have learned through the 4-H Shooting Sports program.

### **Shooting Sports: Shotgun (SF 50403)**

Exhibit a poster or stand-alone display depicting safe firearm handling, range safety, the parts of the shotgun, tracking the target, target sighting, or another topic you have learned through the 4-H Shooting Sports program.

### **Shooting Sports Ready4Life Challenge (SF 50406)**

#### **Open to 11- to 18-year-olds enrolled in any Shooting Sports project.**

Exhibits in this category must include the following: a) a physical representation of the career or business product such as a model, prototype or display/portfolio that includes images of accomplished work; b) verbal or written explanations that demonstrate knowledge of the related career or business fields, potential careers, and the appropriate requirements for achievement in those fields. The judging criteria for this class values thoroughness of career and/or business exploration and pursuit above the workmanship of the physical specimen on display.

### **Shooting Sports Maker (SF 50400) ALL MAKER PROJECTS WILL BE JUDGED SATURDAY, JULY 25, 2020 AT 1PM**

#### **Counties may submit 3 entries TOTAL combined from all Maker exhibit divisions.**

Exhibits in this category are designed to be multi-disciplinary in nature, innovative, and must not fit into any other exhibit category. For complete Maker Project description and guidelines, see page 66 under ENGINEERING AND TECHNOLOGY.

## AWARDS

### **Plaques**

Shooting Sports

### **STATE FAIR**

2 Entries in any combination from Archery, Air Rifle or Shotgun  
1 Entry from Shooting Sports Ready4Life



# ENGINEERING AND TECHNOLOGY

**SATURDAY, JULY 25, 2020 AT 1:00 PM**

**Aerospace, Bicycle, Electricity, Small Engine, Tractor, Welding, Woodworking, ALL Maker projects**

## GENERAL PROJECT REGULATIONS

1. All exhibitors must comply with the 2020 McHenry County 4-H Club Show regulations on page....11
2. In addition to the General Project Regulations, please review the division rules and individual project requirements.

## **REGULATIONS:**

1. Judging for classes will begin at 1 pm. All project entry tags must be picked by 2:30 pm.
2. Entry tags will be available at check-in. After picking up the entry tag, please tape the entry tag to the exhibit.
3. All exhibits displayed in the 4-H Building are to be removed on Sunday of the fair between 5 and 6 pm. Members unable to remove their exhibits are responsible for arranging them to be removed by a leader or another member.

## Premiums:

Premiums will be distributed on the basis of Blue award being valued at 4x, Red award valued at 2x, and White award valued at 1x.



## **AEROSPACE**

### Superintendent:

Pam Polizzi .....815-236-6533

### **Model Rocketry: (SF 50130)**

#### **(Open to youth in Aerospace 2, Aerospace 3, and Aerospace 4)**

Exhibit one model rocket assembled or made by the member. The exhibit will be a static display. The model rocket should be in good flying condition. DO NOT include the rocket engine with your exhibit. The rockets will not be launched. Attach the printed directions for construction of the rocket if any were used.

### **Aerospace Display: (SF 50131)**

#### **(Open to youth in Aerospace 2, Aerospace 3, and Aerospace 4)**

Prepare a display related to the aerospace project which does not fit in the model rocketry class. The exhibit may include, but isn't limited to, original works, objects, demonstrations, digital presentations, programs, websites, games, apps, performances, or posters which you have made. Choose whatever method best shows what you've learned. You must furnish any equipment you need for your exhibit. Internet service will not be provided for the exhibit. All exhibits must include something visual, such as a printed copy of a digital presentation, which will remain on display during the exhibition. Electronic equipment will only be used during your personal judging time and will not remain on display during the entire exhibit period.

### **Aerospace Ready4Life Challenge (SF 50133)**

#### **Open to 11- to 18-year-olds enrolled in any Aerospace project.**

Exhibits in this category must include the following: a) a physical representation of the career or business product such as a model, prototype or display/portfolio that includes images of accomplished work; b) verbal or written explanations that demonstrate knowledge of the related career or business fields, potential careers, and the appropriate requirements for achievement in those fields. The judging criteria for this class values thoroughness of career and/or business exploration and pursuit above the workmanship of the physical specimen on display.

### **Aerospace Maker (SF 50400) ALL MAKER PROJECTS WILL BE JUDGED SATURDAY, JULY 25, 2020 AT 1PM**

#### **Counties may submit 3 entries TOTAL combined from all Maker exhibit divisions.**

Exhibits in this category are designed to be multi-disciplinary in nature, innovative, and must not fit into any other exhibit category. *For complete Maker Project description and guidelines, see page 66 under ENGINEERING AND TECHNOLOGY.*



## **BICYCLE** (not eligible for state fair)

### **Bicycle 1**

Exhibitors will draw three situations from a bag that relate to activities from Level 1 and discuss/explain all three with the judge. Situations may include: Selecting bicycle safety equipment; Demonstrate how to fit a helmet; Identify bike parts and their function; Selecting the right size bike; How to check bicycle tires, brakes and chains; Recognizing traffic signs and their meaning; General discussion of bicycling hazards; and Items to consider when planning a bike trip.

## Bicycle 2

Exhibitors will draw three situations from a bag that relate to activities from Level 2 and discuss/explain all three with the judge. Situations may include: Factors to consider when choosing a bike; Comparing tire pressure, valve type and tread; Steps in fixing a flat tire; Steps to follow when cleaning, lubricating and replacing a bike chain; Evaluating the braking system on a bicycle; Factors to consider when mapping out a bike route; Rules for smart bike riding; and Planning a menu for an all-day bike ride.

**Bicycle Maker (SF 50400) ALL MAKER PROJECTS WILL BE JUDGED SATURDAY, JULY 25, 2020 AT 1PM**

**Counties may submit 3 entries TOTAL combined from all Maker exhibit divisions.**

Exhibits in this category are designed to be multi-disciplinary in nature, innovative, and must not fit into any other exhibit category.

*For complete Maker Project description and guidelines, see page 66 under ENGINEERING AND TECHNOLOGY.*



## ELECTRICITY

Each county may submit 3 entries total from 50177, 50178, 50179; and 1 entry from 50181.

### Electricity 1 (SF 50177)

(May only be battery-powered projects using battery components and wiring). Exhibit a momentary switch, simple switch, basic circuit, electromagnet, galvanometer, **OR** an electric motor. All projects must include a report explaining how the project was constructed and the principles demonstrated. Recommendations can be found on the website. Projects using paper clips, cardboard, thumbtacks, & brads are not eligible for state fair exhibits in electricity. Members wishing to exhibit these types of projects should consider exhibiting in Junkdrawer Robotics 1 or 2.

### Electricity 2 (SF 50178)

(May only be battery-powered projects using battery components and wiring) Exhibit a circuit board demonstrating parallel and series switches, including a circuit diagram; 3-way or 4-way switch circuit using DC/battery; **OR** a basic electrical device (examples: rocket launcher, burglar alarm, etc). All projects must include a report explaining how the project was constructed and the principles demonstrated. Recommendations can be found on the website. Projects using paper clips, cardboard, thumbtacks, & brads are not eligible for state fair exhibits in electricity. Members wishing to exhibit these types of projects should consider exhibiting in Junkdrawer Robotics 1 or 2.

### Electricity 3 (SF 50179)

Exhibit a 120V lighting fixture or other appliance which uses a switch; **OR** two electrical household circuits using 120V materials to comply with National Electrical Code, one with a simple on/off switch to control bulb, and one using 3-way switches to control light from two locations; **OR** other project which demonstrates principles in the Wired for Power book. All electricity projects must include a report, explaining how the project was constructed, and principles for its operation. Recommendations can be found on the website.

### Electricity 4 (not eligible for state fair)

Exhibit any electronic or solid state appliance. Exhibitor must be able to explain how the project was constructed, how it is to be used and how it works. When project is being constructed, general safety and workmanship should be considered.

### Electricity Ready4Life Challenge: (SF 50181)

**Open to 11- to 18-year-olds enrolled in any Electricity project.**

Exhibits in this category must include the following: a) a physical representation of the career or business product such as a model, prototype or display/portfolio that includes images of accomplished work; b) verbal or written explanations that demonstrate knowledge of the related career or business fields, potential careers, and the appropriate requirements for achievement in those fields. The judging criteria for this class values thoroughness of career and/or business exploration and pursuit above the workmanship of the physical specimen on display.

**Electricity Maker (SF 50400) ALL MAKER PROJECTS WILL BE JUDGED SATURDAY, JULY 25, 2020 AT 1PM**

**Counties may submit 3 entries TOTAL combined from all Maker exhibit divisions.**

Exhibits in this category are designed to be multi-disciplinary in nature, innovative, and must not fit into any other exhibit category.

*For complete Maker Project description and guidelines, see page 66 under ENGINEERING AND TECHNOLOGY.*



## SMALL ENGINES

Each county may submit 1 entry total for 50294; and 1 entry for 50297.

Small Engine displays must be no larger than 4' x 4' display board. Exhibits must be portable. No complete engines, lawn tractors, tillers, chainsaws, etc. are permitted for display. No electrical power is available for displays/exhibits.

### Small Engines 1-3 (SF 50294)

Exhibit a display, selecting one of the following items:

- **Ignition System:** Identify the parts of the Ignition System and explain how magnetic energy is produced through the ignition system to ignite the spark plug.
- **Compression System:** Explain how heat energy is produced by an engine and converted into mechanical energy.
- **Heat Transfer:** Explain how heat is transferred through the cooling and lubrication system of an air cooled or water cooled engine.
- **Filter Maintenance:** Explain the proper maintenance and cleaning of the air, fuel and oil filters of an engine.
- **What does a serial number reveal?:** Explain the various information that can be learned from the serial number or identification number stamped on the shroud of a Briggs & Stratton engine.
- **Tools to do the job:** Identify and explain the function(s) of different specialty tools needed for small engine work.
- **Experimentation:** Explain through illustration an experiment you conducted from the project manual showing the results of your work.

### Small Engines Ready4Life Challenge (SF 50297)

**Open to 11- to 18-year-olds enrolled in any Small Engines project,**

Exhibits in this category must include the following: a) a physical representation of the career or business product such as a model, prototype or display/portfolio that includes images of accomplished work; b) verbal or written explanations that demonstrate knowledge of the related career or business fields, potential careers, and the appropriate requirements for achievement in those fields. The judging criteria for this class values thoroughness of career and/or business exploration and pursuit above the workmanship of the physical specimen on display.

### Small Engines Maker (SF 50400) **ALL MAKER PROJECTS WILL BE JUDGED SATURDAY, JULY 25, 2020 AT 1PM**

**Counties may submit 3 entries TOTAL combined from all Maker exhibit divisions.**

Exhibits in this category are designed to be multi-disciplinary in nature, innovative, and must not fit into any other exhibit category. For complete Maker Project description and guidelines, see page 66 under ENGINEERING AND TECHNOLOGY.



## TRACTOR

Each county may submit 2 entries total for 50306, 50307, 50308, 50309, 50310; and 1 entry for 50312.

### Tractor A (SF 50306)

Exhibit a display or poster that illustrates one of the following topics: tractor safety; care and maintenance; the tractor as a valuable farm machine; or an activity listed in the project manual.

### Tractor B (SF 50307)

Exhibit a display or poster that illustrates one of the following topics: cause and prevention of rollovers, diagram how an air cleaner works, diagram & identify an engine cooling system, regulations for battery & oil disposal, or another activity listed in the 4-H project manual.

### Tractor C (SF 50308)

Exhibit a display or poster that illustrates one of the following topics: wagon and bin hazards, diagram and identify open and closed hydraulic systems, mower types and safety features conveyor types and safety features, or another activity listed in the 4-H project manual.

### Tractor D (SF 50309)

Exhibit a display or poster that illustrates one of the following topics: method of winterizing a tractor, chemical uses and required safety equipment, parts and process of internal combustion engine, procedure for cleaning and flushing tractor radiator, or another activity.

### Tractor Innovation Class (SF 50310)

#### Open to youth enrolled in Tractor A, B, C or D.

Demonstrate the skills and knowledge you have gained through the Tractor project. This could be related to, but not limited to, advancements in technology, enhancements to crop production, or a topic of interest to the member related to tractors or farm machinery. The exhibit may include, but isn't limited to, original works, objects, demonstrations, digital presentations, programs, websites, games, apps, performances, or posters which you have made. Choose whatever method best shows what you've learned. Your exhibit should not fit in the other exhibit options for this project. You must furnish any equipment you need for your exhibit. Internet service will not be provided for the exhibit. All exhibits must include something visual, such as a printed copy of a digital presentation, which will remain on display during the exhibition. Electronic equipment will only be used during your personal judging time and will not remain on display during the entire exhibit period.

### Tractor Ready4Life Challenge (SF 50312)

#### Open to 11- to 18-year-olds enrolled in any Tractor project

Exhibits in this category must include the following: a) a physical representation of the career or business product such as a model, prototype or display/portfolio that includes images of accomplished work; b) verbal or written explanations that demonstrate knowledge of the related career or business fields, potential careers, and the appropriate requirements for achievement in those fields. The judging criteria for this class values thoroughness of career and/or business exploration and pursuit above the workmanship of the physical specimen on display.

### Tractor Maker (SF 50400) **ALL MAKER PROJECTS WILL BE JUDGED SATURDAY, JULY 25, 2020 AT 1PM**

#### Counties may submit 3 entries TOTAL combined from all Maker exhibit divisions.

Exhibits in this category are designed to be multi-disciplinary in nature, innovative, and must not fit into any other exhibit category. For complete Maker Project description and guidelines, see page 66 under ENGINEERING AND TECHNOLOGY.



## WELDING

Each county may submit 2 entries total from 50353; and 1 entry from 50355.

### Welding (SF 50353)

This exhibit class is open to members who are in the 7<sup>th</sup> grade and higher. Exhibit one Arc weldment/item demonstrating the skill level of the exhibitor. Members new to the project should consider selecting a weldment from the suggested Weldment List found on page 43 of *Arcs and Sparks* (4-H 573 – Shielded Metal Arc Welding). **This class is for industrial welding only.** (Members that wish to use welding to create objects with an artistic appeal should consider enrolling in the 4-H Visual Arts project and consider entering those types of exhibits in the Visual Arts – Metal class.) Exhibits must be portable and cannot be exhibited on a trailer.

### Welding Ready4Life Challenge (SF 50355)

#### (Open to 11- to 18-year-olds enrolled in any Welding project)

Exhibits in this category must include the following: a) a physical representation of the career or business product such as a model, prototype or display/portfolio that includes images of accomplished work; b) verbal or written explanations that demonstrate knowledge of the related career or business fields, potential careers, and the appropriate requirements for achievement in those fields. The judging criteria for this class values thoroughness of career and/or business exploration and pursuit above the workmanship of the physical specimen on display.

### Welding Maker (SF 50400) **ALL MAKER PROJECTS WILL BE JUDGED SATURDAY, JULY 25, 2020 AT 1PM**

#### Counties may submit 3 entries TOTAL combined from all Maker exhibit divisions.

Exhibits in this category are designed to be multi-disciplinary in nature, innovative, and must not fit into any other exhibit category. For complete Maker Project description and guidelines, see page 66 under ENGINEERING AND TECHNOLOGY.



## WOODWORKING

### Superintendent

Larry Macheroux.....815-338-3793

### GENERAL PROJECT REGULATIONS

All exhibitors must comply with the 2020 McHenry County 4-H Club Show regulations on page....11

In addition to the General Project Regulations, please review the division rules and individual project requirements.

### **Regulations:**

1. Judging for classes will begin at 1pm. All project entry tags must be picked by 2:30 pm.
2. Entry tags will be available at check-in. After picking up the entry tag, please tape the entry tag to the exhibit.
3. Handmade items must include written information explaining how the project was made and it's intended use.
4. All exhibits displayed in the 4-H Building are to be removed on Sunday of the fair between 5 and 6 pm. Members unable to remove their exhibits are responsible for arranging them to be removed by a leader or another member.
5. Judging will be done one-on-one between the 4-H member and judge. No parent/guardian will be allowed in the judging area. An area will be provided for parents to wait or watch.
6. **A card describing the procedure used should be attached to the tag. All refinishing projects should include a "before" photograph. Pre-cut kits assembled by the member are not acceptable. NOTE:** For State Fair – Woodworking exhibits must be no wider than 6' in size. Exhibits must be portable and cannot be exhibited on a trailer.

**Premiums** Premiums will be distributed on the basis of Blue award being valued at 4x, Red award at 2x, and White award at 1x.

## **WOODWORKING**

Each county may submit 2 entries total from 50357, 50358, 50359, 50360; and 1 entry from 50362.

### **Woodworking 1 (SF 50357)**

Any item made of wood constructed or refinished by the member, appropriate for their age, skills and ability in this project. Pre-cut kits assembled by the member are not acceptable. Exhibits must be portable and cannot be exhibited on a trailer.

### **Woodworking 2 (SF 50358)**

Any item made of wood constructed or refinished by the member, appropriate for their age, skills and ability in this project. Pre-cut kits assembled by the member are not acceptable. Exhibits must be portable, and cannot be exhibited on a trailer.

### **Woodworking 3 (SF 50359)**

Any item made of wood constructed or refinished by the member, appropriate for their age, skills and ability in this project. Pre-cut kits assembled by the member are not acceptable. Exhibits must be portable, and cannot be exhibited on a trailer.

### **Woodworking 4 (SF 50360)**

Any item made of wood constructed or refinished by the member, appropriate for their age, skills and ability in this project. Pre-cut kits assembled by the member are not acceptable. Exhibits must be portable, and cannot be exhibited on a trailer.

### **Woodworking Ready4Life Challenge (SF 50362)**

#### **Open to 11- to 18-year-olds enrolled in any Woodworking project**

Exhibits in this category must include the following: a) a physical representation of the career or business product such as a model, prototype or display/portfolio that includes images of accomplished work; b) verbal or written explanations that demonstrate knowledge of the related career or business fields, potential careers, and the appropriate requirements for achievement in those fields. The judging criteria for this class values thoroughness of career and/or business exploration and pursuit above the workmanship of the physical specimen on display.

### **Woodworking Maker (SF 50400) **ALL MAKER PROJECTS WILL BE JUDGED SATURDAY, JULY 25, 2020 AT 1PM****

**Counties may submit 3 entries TOTAL combined from all Maker exhibit divisions.**

Exhibits in this category are designed to be multi-disciplinary in nature, innovative, and must not fit into any other exhibit category.

*For complete Maker Project description and guidelines, see page 66 under ENGINEERING AND TECHNOLOGY.*



## **MAKER**

**ALL MAKER PROJECTS (SF 50400) Counties may submit 3 entries TOTAL combined from all Maker exhibit divisions.**

**ALL MAKER PROJECTS WILL BE JUDGED SATURDAY, JULY 25, 2020 AT 1PM**

Exhibits in this category are designed to be multi-disciplinary in nature, innovative, and must not fit into any other exhibit category.

To qualify for this category, your project MUST abide by the following guidelines:

- Exhibits must be an object or device that has an intended purpose and uses technology in either a mechanical way, digital (computer) way, or combination of the two.
- The device must be something that can be used in everyday life by multiple people (a target audience), and MUST be manufactured/built by the exhibitor (If not fully manufactured by the exhibitor, the device MUST be modified structurally or be reprogrammed to perform a different function other than what it was designed to do)
- Exhibit MUST be able to interact with the outside world. (e.g. an on off switch, input sensors, feedback, etc.)

- Exhibits MUST include a detailed build log with instructions on how to make or build the exhibit, AND contain either a 3D rendering or detailed and labeled sketches of the device/product.
- All parts and software used in the design/build MUST be listed in a detailed Bill of Materials including cost per item and total cost. Total time spent on the build must be documented in your build log.

In addition, exhibitors are HIGHLY encouraged to use tools such as 3-D printers, laser cutters, routers and/or other hand/power tools to help in the manufacturing process (**NOTE: Simply 3-D printing or laser cutting an object without the other specifications does not qualify as a Maker Project**). It is also HIGHLY encouraged that exhibits use Open Source Software and/or Hardware in the build.

## **AWARDS - Engineering and Technology**

### **Plaques**

Aerospace  
Electricity  
Small Engine  
Tractor  
Welding  
Woodworking  
Woodworking

### **State Fair**

2 entries for Aerospace (Rocket or Display Board)  
1 entry for Aerospace Ready4Life Challenge  
3 entries for Electricity – any combination  
1 entry for Electricity Ready4Life Challenge  
1 entry for Small engine  
1 entry for Small engine Ready4Life Challenge  
2 entries for Tractors  
1 entry for Tractor Ready4Life Challenge  
2 entries for Welding  
1 entry for Welding Ready4life Challenge  
2 entries from Woodworking I-IV  
1 entry from Woodworking Ready4Life Challenge  
3 entries from Maker

**Monday, August 3, 2020 at 9:00 am**  
**4-H Building, Fairgrounds, Woodstock**

**Crops**  
**Plants & Soils**  
**Horticulture/Floriculture**

**Food & Nutrition**  
**Cooking**  
**Food Science**  
**Visual Arts – Food Decorating**

**GENERAL PROJECT REGULATIONS**

1. All exhibitors must comply with the 2020 McHenry County 4-H Club Show regulations on page....11
2. In addition to the General Project Regulations, please review the division rules and individual project requirements.

**Regulations**

1. Judging for classes will begin at 9 am. All project entry tags must be picked by 10:30 am.
2. Entry tags will be available at check-in. After picking up the entry tag, please tape the entry tag to the exhibit.
3. All exhibits displayed in the 4-H Building are to be removed on Sunday of the fair between 5 and 6 pm. Members unable to remove their exhibits are responsible for arranging them to be removed by a leader or another member.

**Premiums:** Premiums will be distributed on the basis of Blue award being valued at 4x, Red at 2x, and White at 1x.



**CROPS**

Each county may submit 3 entries total from 50170, 50171, 50172, 50173; and 1 entry from 50175.

**Soybeans (SF 50170)**

Exhibit five fresh plants (include root system that is washed) that are representative of member's 4-H project field; **OR** exhibit an experimental or educational project related to one experience from your project. Include explanation of the project in a report for public understanding. Include the member's crop records with the exhibit, such as the 4-H Crop record found online @ 4-H.illinois.edu, an FFA crops record, or similar information.

**Corn (SF 50171)**

Exhibit two fresh plants of field corn (include root system that is washed), that is representative of member's 4-H project field; **OR** exhibit an experimental or educational project related to one experience from your project. Include explanation of the project in a report for public understanding. *Sweet corn should be exhibited in Vegetable Gardening unless being raised under commercial contract by the exhibitor.* Include the member's crop records with the exhibit, such as the 4-H Crop record found online @ 4-H.illinois.edu, an FFA crops record, or similar information.

**Small Grains (SF 50172)**

Exhibit one gallon of the current year's crop of oats, wheat, rye, or barley that is representative of the member's 4-H project field; **OR** exhibit an experimental or educational project related to one experience from your project. Include explanation of the project in a report for public understanding. Include the member's crop records with the exhibit, such as the 4-H Crop record found online @ 4-H.illinois.edu, an FFA crops record, or similar information.

**Crops Innovation Class (SF 50173)**

**Open to youth enrolled in any Crops project**

Demonstrate the skills and knowledge you have gained through the Crops project. This could be related to, but not limited to crop production, crop utilization or topics of interest to the member related to agronomy. The exhibit may include, but isn't limited to, original works, objects, demonstrations, digital presentations, programs, websites, games, apps, performances, or posters which you have made. Choose whatever method best shows what you've learned. Your exhibit should not fit in the other exhibit options for this project. You must furnish any equipment you need for your exhibit. Internet service will not be provided for the exhibit. All exhibits must include something visual, such as a printed copy of a digital presentation, which will remain on display during the exhibition. Electronic equipment will only be used during your personal judging time and will not remain on display during the entire exhibit period.



### **Crops Ready4Life Challenge** (SF 50175)

#### **Open to 11- to 18-year-olds enrolled in any Crops project**

Exhibits in this category must include the following: a) a physical representation of the career or business product such as a model, prototype or display/portfolio that includes images of accomplished work; b) verbal or written explanations that demonstrate knowledge of the related career or business fields, potential careers, and the appropriate requirements for achievement in those fields. The judging criteria for this class values thoroughness of career and/or business exploration and pursuit above the workmanship of the physical specimen on display.

### **Crops Maker** (SF 50400) **ALL MAKER PROJECTS WILL BE JUDGED SATURDAY, JULY 25, 2020 AT 1PM**

#### **Counties may submit 3 entries TOTAL combined from all Maker exhibit divisions.**

Exhibits in this category are designed to be multi-disciplinary in nature, innovative, and must not fit into any other exhibit category. For complete Maker Project description and guidelines, see page 66 under *ENGINEERING AND TECHNOLOGY*.

## **County Agriculture** - Non-Premium Eligible Projects

### **Hay/Pasture Production** (not eligible for state fair)

Exhibit one slice of hay from either the first or second cutting. Exhibit is to be contained in a clear plastic bag.

### **Sunflowers** (not eligible for state fair)

Exhibit one full sunflower head from this year's crop. Label variety and include crop record.



## **PLANTS & SOILS**

### **Plants & Soils 1** (not eligible for state fair)

Prepare a display or poster that illustrates an activity from the project manual. The display should demonstrate an understanding of environmental and internal factors that affect plant growth. Include your project journal that documents activity recordkeeping requirements, answers activity questions, and details personal thoughts and ideas.

### **Plants & Soils 2** (not eligible for state fair)

Prepare a display or poster that illustrates an activity from the project manual. The display should demonstrate an understanding of the composition of plants, the functions of individual plant parts, plant life cycles, and the many ways plants reproduce. Include your project journal that documents activity recordkeeping, answers activity questions, and details personal thoughts and ideas.

### **Plants & Soils 3** (not eligible for state fair)

Prepare a display or poster that illustrates an activity from the project manual. The display should demonstrate an understanding of environmental and internal factors that affect plant growth. Include your project journal that documents activity recordkeeping requirements, answers activity questions, and details personal thoughts and ideas.

### **Plants & Soils Ready4Life Challenge** (not eligible for state fair)

#### **Open to 11- to 18-year-olds enrolled in any Plants & Soils project.**

Exhibits in this category must include the following: a) a physical representation of the career or business product such as a model, prototype or display/portfolio that includes images of accomplished work; b) verbal or written explanations that demonstrate knowledge of the related career or business fields, potential careers, and the appropriate requirements for achievement in those fields. The judging criteria for this class values thoroughness of career and/or business exploration and pursuit above the workmanship of the physical specimen on display.

### **Plants & Soils Maker** (SF 50400) **ALL MAKER PROJECTS WILL BE JUDGED SATURDAY, JULY 25, 2020 AT 1PM**

#### **Counties may submit 3 entries TOTAL combined from all Maker exhibit divisions.**

Exhibits in this category are designed to be multi-disciplinary in nature, innovative, and must not fit into any other exhibit category. For complete Maker Project description and guidelines, see page 66 under *ENGINEERING AND TECHNOLOGY*.

## **Horticulture**



### **GENERAL PROJECT REGULATIONS**

1. All exhibitors must comply with the 2020 McHenry County 4-H Club Show regulations on page 11.
2. In addition to the General Project Regulations, please review the division rules and individual project requirements.

### **Regulations:**

1. All exhibitors must comply with 2020 McHenry County 4-H Show Regulations as stated under 4-H show Rules and Regulations.
2. Judging is based on table quality and uniformity.
3. All vegetables and MOST flowers under Horticulture **must have been grown by the exhibitor** as part of their current 4-H gardening project. **(Please read descriptions carefully)** Fruit and nuts exhibited must be grown or cared for by the exhibitor.
4. **Exhibitors should be knowledgeable about various aspects of the vegetables**, including but not limited to different varieties, soil testing, fertilizers used, etc.
5. Waxes and oils may not be used on vegetables or fruits.
6. Vegetable exhibits should be prepared according to the Vegetable Garden guide website: <http://web.extension.uiuc.edu/vegguide/>.
7. All exhibits displayed in the 4-H Building are to be removed on Sunday between 5 and 6 pm. Members unable to remove their exhibits are responsible for arranging them to be removed by a leader or another member.
8. Judging will be done one-on-one between the 4-H member and judge. No parent/guardian will be allowed in the judging area. An area will be provided for parents to wait or watch.
9. **A 4-H member not able to attend judging, due to extenuating circumstance, must complete the downloaded form and submit it with their project(s). The project(s) can be submitted by another 4-H member or a family member of the exhibitor. The project(s) will be considered for premium and merit ratings, but are not eligible for state fair delegation or plaque awards.**
10. The University of Illinois Extension staff and/or volunteers assume no liability for loss or damage to exhibits. All possible caution will be taken to protect the exhibit.

**Premiums:** Premiums will be distributed on the basis of Blue award valued at 4x, Red award at 2x, and White award at 1x.

## **HORTICULTURE: FLORICULTURE**

Each county may submit 3 entries total from 50192, 50193, 50194, 50195, 50196; and 1 entry from 50198.

### **Floriculture A (SF 50192)**

Exhibit one of the following options:

- Create a flower arrangement; either a round arrangement or a bud vase. No silk flowers are permitted; **OR**
- Create a photo collage or a collection of pictures of flowers that you have raised. Label your flowers by name and tell if you started with a seed, cutting or transplants. Mount pictures on a poster board; **OR**
- Exhibit in one container, 3 stems of blooms - each with attached foliage. Foliage that would go inside the container may be removed. All three blooms or stems should be the same variety, color, shape and size and must have been grown from seed, young seedling plants, bulbs or rhizomes by the exhibitor. (NOTE: Exhibitors choosing lilies should include no more than 2/3 of foliage for their exhibit.)

### **Floriculture B (SF 50193)**

Exhibit one of the following options:

- Create an artistic display of dried flowers explaining how each was dried; **OR**
- Create a photo collage or collection of pictures of plants from your theme garden. Label your plants by name and explain how the plants were chosen to fit the theme.

### **Floriculture C (SF 50194)**

Exhibit one of the following options:

- Create a terrarium. Selected plants should be started by the exhibitor from cuttings or seeds or as purchased plugs. The terrarium must be cared for by the exhibitor for at least 5 months. Exhibitor should be able to explain the different plant, soil, and environmental needs and watering requirements of a closed system; **OR**
- Exhibit a plant that you propagated from cuttings, layering or division or started from seed. Create a photo board showing the progression of growth. Tips for vegetative propagation of houseplants can be found at University of Illinois Extension houseplants, <http://urbanext.illinois.edu/houseplants/default.cfm>.

### **Floriculture D (SF 50195)**

Exhibit one of the following options:

- Create a centerpiece around a theme such as a wedding, holiday, birthday, etc. No silk flowers are permitted; **OR**
- Create an exhibit of forced bulbs in a pot.

### **Floriculture Display (SF 50196)**

**(Open to youth enrolled in Floriculture A, Floriculture B, Floriculture C, and Floriculture D)**

Present an exhibit of the member's choice that focuses on some aspect of floriculture which does not fit in the categories above. The exhibit may include, but isn't limited to, dish gardens, original works, objects, demonstrations, digital presentations, programs, websites, games, apps, performances, or posters which you have made. Choose whatever method best shows what you've learned. You must furnish any equipment you need for your exhibit. Internet service will not be provided for the exhibit. All exhibits must include something visual, such as a printed copy of a digital presentation, which will remain on display during the exhibition. Electronic equipment will only be used during your personal judging time and will not remain on display during the entire exhibit period.

#### **Floriculture Ready4Life Challenge (SF 50198)**

##### **Open to 11- to 18-year-olds enrolled in any Floriculture project.**

Exhibits in this category must include the following: a) a physical representation of the career or business product such as a model, prototype or display/portfolio that includes images of accomplished work; b) verbal or written explanations that demonstrate knowledge of the related career or business fields, potential careers, and the appropriate requirements for achievement in those fields. The judging criteria for this class values thoroughness of career and/or business exploration and pursuit above the workmanship of the physical specimen on display.

#### **Floriculture Maker (SF 50400) ALL MAKER PROJECTS WILL BE JUDGED SATURDAY, JULY 25, 2020 AT 1PM**

##### **Counties may submit 3 entries TOTAL combined from all Maker exhibit divisions.**

Exhibits in this category are designed to be multi-disciplinary in nature, innovative, and must not fit into any other exhibit category. For complete Maker Project description and guidelines, see page 66 under ENGINEERING AND TECHNOLOGY.

## **HORTICULTURE: VEGETABLE GARDENING**

Each county may submit 3 entries total for 50314, 50315, 50316; and 1 entry for 50318.

All vegetables exhibited must have been grown by the exhibitor as part of their current gardening 4-H project. Exhibitors should be knowledgeable about various aspects of the vegetables, including but not limited to different varieties, soil testing, fertilizers used, etc. Vegetable exhibits should be prepared according to the Illinois Vegetable Garden Guide website:

<http://web.extension.illinois.edu/vegguide/>. Waxes and oils may not be used on vegetables or fruits. Any plant infested with insects will be removed from the exhibit area and will not be eligible for a Superior exhibit.

#### **Vegetable Display (SF 50314)**

##### **(Open to youth in Vegetable Gardening A, Vegetable Gardening B, Vegetable Gardening C, and Vegetable Gardening D)**

1. This class is allowed a 2'6" x 2'6" space for display.
2. Display must include 6 or more different kinds of vegetables. There may not be more than 2 different varieties of any vegetable. For example, red and white potatoes would be classified as two different varieties. Acorn squash and zucchini would be classified as two different vegetables.
3. The number and type of vegetables used must conform to the Vegetable Plate/Basket List.
4. Exhibitors must provide the name and variety of all vegetables used (i.e. Cabbage – Golden Acre; Cucumber, slicing – Straight Eight; Tomatoes, slicing – Rocky Top; Snap Beans – Contender, etc.).

#### **Vegetable Plate (SF 50315)**

##### **(Open to youth in Vegetable Gardening A, Vegetable Gardening B, Vegetable Gardening C, and Vegetable Gardening D)**

1. Exhibit must include 2 single vegetable plates. (Exhibitor will furnish the disposable plates.)
2. Number of vegetables on plates must conform to plate list below.
3. Only one variety on each plate.
4. An exhibitor cannot show two plates of the same type vegetable. (i.e.: Cannot exhibit red *and* white potatoes or zucchini *and* straightneck summer squash.)

#### **VEGETABLE PLATE/DISPLAY LIST**

When selecting vegetables for exhibition, keep in mind that the judge will evaluate them on the basis of cleanliness, uniformity, condition, quality, and trueness to variety. (Lists are provided by UI Extension Horticulturists; Items are listed according to the correct definition of vegetables)

Asparagus (5 spears)

Beans, Lima (12 pods)

Beets (5)

Broccoli (1 head)

Brussels sprouts (12 sprouts)

Cabbage (1 head)

Cauliflower (1 head)

Carrots (5)

Cucumber, pickling or slicing (5)

Eggplant (1)

Garlic (5)

Kohlrabi (5)

Lettuce (1 head or plant)	Pumpkin (1)
Muskmelon incl. cantaloupe (1)	Rhubarb, trimmed stalks (3)
Okra (12)	Rutabaga (5)
Onions, large, dry (5)	Salsify (5)
Onions, green or set (12)	Squash, summer (any variety) (3)
Parsnips (5)	Sweet Corn, in husks (5)
Peas, (12 pods)	Tomatoes, slicing (5)
Peppers, large fruited (bell/banana) (5)	Tomatoes, small fruited (12)
Peppers, small fruited (chili/cherry) (12)	Turnip (5)
Popcorn (5)	Watermelon (1)
Potatoes (any variety) (5)	
Squash, winter (Acorn, butternut, buttercup, spaghetti, Hubbard, Turks's Turban) (1)	
Beans, Snap, Green Pod or Golden Wax (12 pods)	
Greens (collard, endive, escarole, kale, mustard, spinach, Swiss chard) (1 plant)	
Horseradish Root (1 marketable root specimen harvested this year)	

**Vegetable Gardening Display (SF 50316)**

**(Open to youth in Vegetable Gardening A, Vegetable Gardening B, Vegetable Gardening C, Vegetable Gardening D)** Present an exhibit of the member's choice that focuses on some aspect of vegetable gardening which does not fit in the categories above. The exhibit may include, but isn't limited to, original works, objects, demonstrations, digital presentations, programs, websites, games, apps, performances, or posters which you have made. Choose whatever method best shows what you've learned. You must furnish any equipment you need for your exhibit. Internet service will not be provided for the exhibit. All exhibits must include something visual, such as a printed copy of a digital presentation, which will remain on display during the exhibition. Electronic equipment will only be used during your personal judging time and will not remain on display during the entire exhibit period.

**Vegetable Gardening Ready4Life Challenge (SF 50318)**

**Open to 11- to 18-year-olds enrolled in any Vegetable Gardening project.**

Exhibits in this category must include the following: a) a physical representation of the career or business product such as a model, prototype or display/portfolio that includes images of accomplished work; b) verbal or written explanations that demonstrate knowledge of the related career or business fields, potential careers, and the appropriate requirements for achievement in those fields. The judging criteria for this class values thoroughness of career and/or business exploration and pursuit above the workmanship of the physical specimen on display.

**Vegetable Gardening Maker (SF 50400) ALL MAKER PROJECTS WILL BE JUDGED SATURDAY, JULY 25, 2020 AT 1PM**

**Counties may submit 3 entries TOTAL combined from all Maker exhibit divisions.**

Exhibits in this category are designed to be multi-disciplinary in nature, innovative, and must not fit into any other exhibit category. For complete Maker Project description and guidelines, see page 66 under ENGINEERING AND TECHNOLOGY.

- 6 Annuals**           Exhibit 6 annuals, each of a different variety, in your own container
- 6 Perennials**       Exhibit 6 perennials, each of a different variety, in your own container

**AWARD**

**Plaques**

Crops

Horticulture: Vegetable Gardening

Floriculture

**State Fair**

- 3 entries in any combination from soybeans, corn, & small grains
- 1 entry from Crops Ready4Life
- 3 entries in any combination from Horticulture: Floriculture
- 1 entry from Horticulture: Floriculture Ready4Life
- 3 entries in any combination from Horticulture: Vegetable Gardening
- 1 entry from Horticulture: Vegetable Gardening Ready4Life

# FOOD AND NUTRITION



## SUPERINTENDENTS:

Marie Payne.....815/338-0047

Denise Woolridge .....815/648-4294 or [wool8893@aol.com](mailto:wool8893@aol.com)

## GENERAL PROJECT REGULATIONS

1. All exhibitors must comply with the 2020 McHenry County 4-H Club Show regulations on page 11.
2. In addition to the General Project Regulations, please review the division rules and individual project requirements.

## **Regulations**

1. All exhibits must comply with the 2020 McHenry county 4-H Club Show Regulations.
2. All entries must be tagged. Exhibit tags are available at 9 am check in and must be picked up by 10:30 am.
3. All food exhibits except Food Preservation must be exhibited in a DISPOSABLE CONTAINER of plastic, paper, foam or aluminum and placed in a clear Ziploc-type bag. Plate must meet size of product.
4. All food and display entries must be prepared and exhibited by the 4-H member and in a manner consistent with the specific directions outlined for each class. **Entries not complying will be dropped 1 rating.**
5. If your product has been in the freezer, indicate this on the entry card.
6. Due to health and safety concerns, no food exhibit requiring refrigeration (i.e. cream cheese, sour cream, custard fillings, etc.) should be brought to judging.
7. Judging will be conducted conference style.
8. Displays will be evaluated on accuracy, completeness, and presentation of information.
9. Display must fit into a 2' wide x 15" deep space and be free standing, with a maximum height at 36".
10. All exhibits are to be removed from 4-H Building on Sunday of the fair 4 between 5 and 6 pm. Members unable to remove their exhibits are responsible for arranging them to be removed by a leader or another member.
11. Judging will be done one-on-one between the 4-H member and judge. No parent/guardian will be allowed in the judging area. An area will be provided for parents to wait or watch.
12. **A 4-H member not able to attend judging, due to extenuating circumstance, must complete the downloaded form and submit it with their project(s). The project(s) can be submitted by another 4-H member or a family member of the exhibitor. The project(s) will be considered for premium and merit ratings, but are not eligible for state fair delegation or plaque awards.**
13. The University of Illinois Extension staff and/or volunteers assume no liability for loss or damage to exhibits. All possible caution will be taken to protect the exhibit.

**Premiums:** Premiums will be distributed on the basis of: Blue award-4x; Red award-2x; White award 1x

## **FOODS & NUTRITION**

Each county may submit 7 entries total from any of these food classes: 50200, 50201, 50202, 50203, 50204, 50206, 50208, 50211; and 1 entry from 50210.

### **4-H Cooking 101 (SF 50200)**

*Using the recipes included in the project manual, prepare an exhibit of 3 cereal marshmallow bars; OR ¼ of 8" square or round coffeecake; OR 3 cookies. No icing should be on any products. If you make changes to the recipe, bring a copy of the recipe with your changes. Bars, coffeecake, or cookies should be displayed on a disposable plate placed in a zip-sealing plastic bag. In addition to your food exhibit, complete the *What's on Your Plate? Activity* on pages 10-11 in the 4-H Cooking 101 project manual. Bring a document with printed pictures of your 3 or more plates and the answers to questions 1-7 to remain on display with your project. The words on the plates must be legible and clearly visible in the picture. Pictures, graphics or photos are acceptable.*

### **Non-State Fair Entries**

**Cooking 101-**Prepare an exhibit of 3, approximately 2" cereal marshmallow bars using a recipe of your choice. Write a menu for one healthy meal including the food item that you prepared, and include the recipe. The recipe and menu should be written or typed on a note card or on 8 ½" x 11" paper. Marshmallow bars should be displayed on a disposable small plate placed in a zip-sealing bag.

### **OR**

Prepare an exhibit of ¼ of a square or round coffee cake, including an outside edge. No icing should be on product. Use a recipe of your choice for a non-yeast coffee cake. Write a menu for one healthy meal including the food item, and include

the recipe. The recipe and menu should be written or typed on a note card or on 8 1/2" x 11" paper. The coffee cake should be displayed on a disposable small plate placed in a zip-sealing bag.

**OR**

Prepare an exhibit of 3, 2-2 1/2" round cookies. No icing should be on product. Use an oatmeal, peanut butter or chocolate chip recipe of your choice. Write a menu for one healthy meal including the food item which you prepared, and include the recipe. The recipe and menu should be written or typed on a note card or on 8 1/2" x 11" paper. The coffee cake should be displayed on a disposable small plate placed in a zip-sealing bag.

#### **4-H Cooking 201 (SF 50201)**

*Using the recipes included in the project manual*, prepare an exhibit of 3 cheese muffins; **OR** 3 scones; **OR** ½ loaf (9" x 5") of basic nut bread. If you make changes to the recipe, bring a copy of the recipe with your changes. Bread, muffins, or scones should be displayed on a disposable plate placed in a zip-sealing plastic bag. *In addition to your food exhibit*, complete *Experiment with Meal Planning Activity* on page 91 in the 4-H Cooking 201 project manual. Bring either page 91 with your completed answers or a document with the answers to remain on display with your project along with a picture of the meal you prepared. You do **not** need to complete the Challenge Yourself section on page 91.

#### **Non-State Fair Entries**

**COOKING 201**-Prepare an exhibit of 3 cheese muffins using a recipe of your choice. Write a menu for one healthy meal including the food item which you prepared, and include the recipe. The recipe and menu should be written or typed on a note card or on 8 ½" x 11" paper. The muffins should be displayed on a disposable small plate placed in a zip-sealing bag.

**OR**

Prepare an exhibit of 3 scones or 3 non-yeast rolled biscuits using a recipe of your choice. Write a menu for one healthy meal including the food item which you prepared, and include the recipe. The recipe and menu should be written or typed on a note card or on 8 ½" x 11" paper. The scones or rolled biscuits should be displayed on a disposable small plate placed in a zip-sealing bag.

**OR**

Prepare a ½ loaf (9"x5") of a quick bread of your choice. Write a menu for one meal including the food item which you prepared, and include the recipe. The recipe and menu should be written or typed on a note card or on 8 1/2"x11" paper. The quick bread should be displayed on a disposable small plate placed in a zip-sealing bag.

#### **4-H Cooking 301 (SF 50202)**

*Using the recipes included in the project manual*, prepare an exhibit of 3 dinner rolls; **OR** loaf of yeast bread; **OR** 1 tea ring; **OR** 3 sweet rolls; **OR** one layer of a Rich White Cake or Rich Chocolate Cake, top side up (*without frosting*). If icing is used on the tea ring or sweet rolls, the recipe for the icing must also come from the book. The yeast bread/roll dough may be prepared in a bread making machine; however prepared mixes are not permitted. If you make changes to the recipe, bring a copy of the recipe with your changes. Display exhibit on a disposable plate or pie tin and place in a zip-sealing plastic bag. *In addition to your food exhibit*, complete one of the six experiments: *Experiment with Flour* p. 33-34, *Experiment with Kneading* p. 35-36, *Experiment with Yeast* p. 37-38 or 39, *Experiment with Butter* p. 62-63 or *Experiment with Cheese* p. 104-105. Bring a document with a printed picture of your experiment and the answers to the experiment questions to remain on display with your project.

#### **Non State Fair Entry**

**COOKING 301**- Prepare an exhibit of 3 dinner rolls or a ½ loaf of yeast bread, or 1 tea ring or 3 sweet rolls using a recipe of your choice. The yeast bread/roll dough may be prepared in a bread making machine; however prepared mixes are not permitted. Write a menu for a special occasion meal including food item which you prepared, and include the recipe. The recipe and menu may be written or typed on a note card or piece of paper. Display exhibit on a disposable plate in a zip-sealing plastic bag.

**OR**

Prepare an exhibit of a ¼ piece of round cake (white, yellow, spice, or chocolate), including an edge and using a recipe of your choice. Write a menu for a special occasion meal including food item which you prepared, and include the recipe. The recipe and a menu may be written or typed on a note card or piece of paper. Display exhibit on a disposable plate in a zip-sealing plastic bag.

#### **4-H Cooking 401 (SF 50203)**

*Using the recipes included in the project manual*, prepare an exhibit of ¼ of a 15" x 10" loaf of focaccia bread (do not include dipping oil); **OR** one baked pie shell – traditional, oil, or whole wheat (no graham cracker); **OR** ¼ Golden Sponge Cake, top side up, without frosting; **OR** ½ loaf French Bread. If you make changes to the recipe, bring a copy of the recipe with your changes. Display exhibit on a disposable plate and place in a zip-sealing plastic bag. *In addition to your food exhibit*, pick one of the recipes from Cooking 401 that is not a choice for exhibit. Make the recipe and take a picture of the results. Bring a document with a printed

picture of the food you made from the recipe and the answers to the following two questions: 1.) If you made this recipe again, what would you do differently? 2.) What did you learn that can help you in other ways besides preparing food?

### **Non-State Fair Entries**

**COOKING 401**-Prepare an exhibit of  $\frac{1}{4}$  of a 15"x10" loaf of focaccia bread from a recipe of your choice. Write or type a recipe and a menu for a special occasion meal that includes the food item exhibited. Display exhibit on a disposable plate and place in a zip-sealing plastic bag.

**OR**

Prepare an exhibit of one baked pie shell – traditional, oil or whole wheat (**no graham crackers**) using recipe of your choice. Write or type recipe and a menu for a special occasion meal that includes the food item exhibited. Display exhibit on a disposable pie plate and place in a zip-sealing plastic bag.

**OR**

Prepare an exhibit of a  $\frac{1}{4}$  sponge cake or angel food cake – top side up without frosting from a recipe of your choice. Write or type recipe and a menu for a special occasion meal that includes the food item exhibited. Display exhibit on a disposable plate and place in a zip-sealing plastic bag.

**OR**

Prepare an exhibit of a  $\frac{1}{2}$  loaf of ethnic yeast bread using a recipe of your choice. Write or type recipe and a menu for a special occasion meal that includes the food item exhibited. Display exhibit on a disposable plate and place in a zip-sealing plastic bag.

### **Food Science 1-4:** (SF 50204)

Prepare a display, digital presentation, or poster on one of the food science experiments from the manual that you completed. Share 1) the food science question you investigated; 2) process used to conduct the experiment; 3) results and observations; 4) what you learned; and 5) how you have applied this information. You must furnish any equipment you need for the exhibit. Internet service is not provided. All exhibits must include something visual, such as a printed copy of a digital presentation. Electronic equipment will only be used during your judging time and will not remain on display during the exhibit period.

### **Sports Nutrition** (SF 50206)

Prepare a display, digital presentation, or poster on one of the activity chapters in the manual that you completed. The activity chapters are listed by page number in the table of contents. Your exhibit should include, at minimum, information on one physical fitness component and one food/recipe component from the activity chapter. The exhibit should include the project manual with the pages of the activity completed. You may also include live demonstration of physical activities. Do not bring food made using the recipes, but consider adding pictures of the completed recipes to your exhibit. You must furnish any equipment you need for the exhibit. Internet service is not provided. All exhibits must include something visual, such as a printed copy of a digital presentation. Electronic equipment will only be used during your judging time and will not remain on display during the exhibit period.

#### ***Examples for Activity 1***

- **Example A:** Make a video of yourself practicing flexibility, strength and endurance physical fitness activities and making pasta salad with different vegetable, pasta and dressing ideas. Bring a screen shot and brief description of your video to leave on display.
- **Example B:** Make a poster of pictures of flexibility, strength and endurance physical fitness activities and information on the results of making the spinach and mandarin orange salad. Include answers to the questions in the book.

### **Food Preservation** (SF 50208)

Prepare an exhibit using ONE of the following food preservation methods: canning; freezing; drying; pickles/relishes; jams, jellies and preserves **OR** a combination of these (see Preservation Combination option below), excluding Freezing. **No freezer jam exhibits will be allowed for Freezing; Jams, Jellies, and Preserves; or for the Preservation Combination options.**

- **Canning** – The exhibit should include two different canned foods in appropriate jars for the products. Food may be fruit, vegetable, or tomato product (i.e. salsa, juice, etc.).
- **Freezing** – Prepare a nutrition display that illustrates a freezing principle. There is NOT a food exhibit option for this preservation method.
- **Drying** – Exhibit two (2) different dried foods packed in plastic food storage bags. Choose from fruit, vegetable, fruit leather or meat jerky.
- **Pickles and Relishes** – Exhibit two pint jars of different recipes of pickles and/or relishes.
- **Jams, Jellies, and Preserves** – Exhibit half-pint jars of two different jams, jellies, and/or preserves.
- **Preservation Combination** – Exhibit two different preserved food products, excluding Freezing, in appropriate jars/packaging (drying). For example, exhibit 1 jar of tomatoes (Canning) and 1 half-pint of jelly (Jams, Jellies, and Preserves).



All preserved products should be prepared and processed according to the current USDA/Extension information. USDA information on preserving food, including recipes, can be found at: [www.homefoodpreservation.com](http://www.homefoodpreservation.com) or [web.extension.illinois.edu/foodpreservation/](http://web.extension.illinois.edu/foodpreservation/) Recipes must be processed in a water-bath or pressure canner.

**All food exhibits must be labeled with:** 1) The name of the food; 2) The date preserved; 3) Appropriate method(s) of food preservation (For canned projects: boiling water bath or pressure canner; For drying projects: Specify equipment used (food dehydrator, oven, etc.))

**Examples:**

- Strawberry jam, boiling water bath. July 13, 2014.
- Green beans, pressure canner. July 13, 2014.
- Beef jerky, food dehydrator and oven. July 13, 2014.

**All food exhibits must be accompanied with the recipe(s)** - typed or written, with the source of the recipe(s) listed.

**Required Recipes and Sources for Food Preservation Exhibits** – all food preservation recipes be from an approved source.

Those sources are:

- *PUT IT UP! Food Preservation for Youth* manuals
- U.S. Department of Agriculture (USDA)
- National Center for Home Food Preservation
- Ball/Kerr Canning (recipes after 1985)
- Mrs. Wages

DO NOT BRING RECIPES FROM: Magazine or newspaper clippings, Pinterest (unless it is from a source listed above), Grandma's or a recipe from a family member or friend without a source, Cookbooks (excluding the Ball, Kerr and Put It Up! book).

**Canning Equipment Requirements:** All canned products must be canned in clear, standard jars in good condition (no chips or cracks). Jars must be sealed using two-piece canning lids (flat lid and band). Must use a new, unused flat lid. Bands must not be rusty or severely worn.

**Foods Innovation Class (SF 50211)**

**Open to youth enrolled in any Foods project.**

Demonstrate the skills and knowledge you have gained through the project. The exhibit may include, but isn't limited to, original recipes, results of experiments not in the foods project books, variations on recipes or experimenting with unique cooking or baking methods. Your work can be displayed by a food product, demonstrations, digital presentations, performances, or posters which you have made. Choose whatever method best shows what you've learned. Your exhibit should not fit in the other exhibit options for this project. You must furnish any equipment you need for your exhibit. Internet service will not be provided for the exhibit. All exhibits must include something visual, such as a printed copy of a digital presentation, which will remain on display during the exhibition. Electronic equipment will only be used during your personal judging time and will not remain on display during the entire exhibit period. If you bring a food product, the food will NOT be tasted.

**Foods Nutrition Ready4Life Challenge (SF 50210)**

**Open to 11- to 18-year-olds enrolled in any Foods project**

Exhibits in this category must include the following: a) a physical representation of the career or business product such as a model, prototype or display/portfolio that includes images of accomplished work; b) verbal or written explanations that demonstrate knowledge of the related career or business fields, potential careers, and the appropriate requirements for achievement in those fields. The judging criteria for this class values thoroughness of career and/or business exploration and pursuit above the workmanship of the physical specimen on display.

**Foods Maker (SF 50400) ALL MAKER PROJECTS WILL BE JUDGED SATURDAY, JULY 25, 2020 AT 1PM**

**Counties may submit 3 entries TOTAL combined from all Maker exhibit divisions.**

Exhibits in this category are designed to be multi-disciplinary in nature, innovative, and must not fit into any other exhibit category  
*For complete Maker Project description and guidelines, see page 66 under ENGINEERING AND TECHNOLOGY.*

**Non-Premium Eligible Projects**

**CANDY MAKING** *May select ONLY one (1) Class* (not state fair eligible)

**Candy Making - Little or No-Cook Candy/No Cook Fudge** - Exhibit 3 pieces of candy on a small paper plate placed in a zip-sealing plastic bag. **Candy molds may only be used for 1<sup>st</sup> year in candy.** Recipe would include no-cook candies, candy melts, or molded candies from melted chocolate. Dipped candy is ok if the center is uncooked. Microwave or stove may be used for melting only. Include recipe and procedures on an index card or 8 ½" x 11" paper.

**OR**

**Candy Making Cooked or Dipped Candy**-Exhibit 3 pieces of candy on a small paper plate placed in a zip sealing plastic bag. All candy made must use a candy thermometer to test until it reaches proper degree of temperature required in recipe (recipe should require a temperature of **234° F or HIGHER**. Dipped fillings must be cooked. Include recipe and procedures on an index card or 8 ½" x 11" paper.

**Favorite Family Recipe** (*not state fair eligible*)

Please choose a favorite family recipe to enter in the fair! The entry should include a written recipe of the dish entered, a balanced menu including the dish, and a paragraph telling why this recipe is a favorite for your family. Due to health and safety concerns, we have divided this project into 2 categories: Please choose 1. *Unsure what to bring? Please contact a committee member or the extension office.*

Option A: If you are making baked goods, such as cookies, cakes, other desserts, breads, etc, that do not have to be refrigerated at all, bring a sample no larger than 4" X 4" to be judged and displayed throughout the fair.

Option B: If you are making a meat dish, salad, side dish, soup, dessert, etc., that needs to be refrigerated or eaten immediately – bring a photo of that food dish – DO NOT BRING THE FOOD ITSELF.

**AWARDS**

**Plaques/Awards** may be awarded on merit at the discretion of the judge. Not all plaques/awards must be distributed if judge determines no project in that area merits it.

**PLAQUES** - *An individual can be awarded the plaque for a specific recipe only once, no matter the food project area it is shown.*  
8 plaques in any combination from Food & Nutrition areas

**STATE FAIR**

7 entries in any combination from Food & Nutrition areas

1 entry from Foods Ready4Life Challenge

# VISUAL ARTS - FOOD DECORATING

**MONDAY, AUGUST 3 AT 9AM**

*It is highly recommended that Royal icing and cake forms be used for county fair display due to length of time items are on display.*

**Visual Arts Food Decorating Beginning (SF 50332) will be judged on MONDAY, AUGUST 3 AT 9AM**

**Exhibit one of the following:**

- Exhibit four decorated cookies, using a minimum of four different techniques. Exhibit may use cookies OR cookie forms.
- Exhibit four decorated cupcakes, using a minimum of four different techniques. Exhibit may use cupcakes OR cupcake forms.
- Exhibit a single layer decorated cake, using a minimum of four different techniques. *One technique should be a border (ex. Shells, dots, stars, etc).* Exhibit may use cake OR cake form.

**Visual Arts Food Decorating Intermediate (SF 50333) will be judged on MONDAY, AUGUST 3 AT 9AM**

**Exhibit one of the following:**

- Exhibit four decorated cookies, using a minimum of five Level 2 techniques. Exhibit may use cookies OR cookie forms.
- Exhibit four decorated cupcakes, using a minimum of five Level 2 techniques. Exhibit may use cupcakes OR cupcake forms.
- Exhibit a single layer or two-layer cakes, using a minimum of five Level 2 techniques. *Minimum - one technique should be a border (ex. Shells, dots, stars, etc).* Exhibit may use cake OR cake form.
  - *(simple tiered cake is acceptable)*

**Visual Arts Food Decorating Advanced (SF 50334) will be judged on MONDAY, AUGUST 3 AT 9AM**

Exhibit a decorated, stacked and/or tiered cake, using a minimum of four Level 3 techniques. *Minimum - one technique should be a border (ex. Shells, dots, stars, etc).* Exhibit may use cake OR cake form.

**Visual Arts Food Decorating Master (SF 50335) will be judged on MONDAY, AUGUST 3 AT 9AM**

Exhibit to include a one-page written description of your project, including goals, plans, accomplishments, and evaluation of results. Include up to four pictures of your accomplishments **AND** exhibit an original design decorated cake using more than five techniques. *Minimum - one technique should be a border (ex. shells, dots, stars, etc)..* Exhibit may use cake OR cake form.

**COUNTY Cupcake Decorating (NOT ELIGIBLE FOR STATE FAIR) will be judged on MONDAY, AUGUST 3 AT 9AM**

***This project is different from the VISUAL ARTS FOOD DECORATING PROJECTS ABOVE.***

Please select a theme for your decorated cupcakes. The cupcakes are judged on decoration only, not on taste. Exhibit may use cupcake or cupcake form. You may use your choice of frosting (*royal icing recommended*) for the cupcakes, plus candies or other edible items for decoration. Please display the cupcakes on one disposable "plate", appropriate for the size of the cupcakes. Please bring a zip-sealing plastic bag for display of the cupcakes AFTER judging.

3. Enter 3 identically decorated cupcakes. **OR**
4. Enter structure using up to 10 cupcakes that fit within a 12"x15" space. (*Examples... Teddy bear, rabbit, snake, nutcracker, Tractor, school bus, barn,...etc.*)

## **AWARDS:**

### **PLAQUES:**


Food Decorating

Food Decorating

Cupcake Decorating

## **STATE FAIR:**

1 entry Food Decorating



# 4-H Livestock Judging

## 4-H LIVESTOCK SHOW SCHEDULE

### **RABBITS**

SHOW: TUESDAY, August 4 at 1:30pm  
Rabbit Barn

### **POULTRY**

SHOW: TUESDAY, August 4 at 3:30pm  
Poultry Tent

### **DAIRY**

SHOW: Wednesday, August 5 at 9:30 am  
Hansen Pavilion

### **SHEEP**

SHOW: Wednesday, August 5  
Breed Show at 1:00pm  
Market Lamb Show will not begin before 3pm  
Hanson Pavilion

### **GOATS**

SHOW: Wednesday, August 5 at 5:00 pm  
Goat Show ring

### **BEEF**

SHOW: Thursday, August 6 at 9:00 am  
Hansen Pavilion

### **SWINE**

SHOW: Thursday, August 6 at 8:00 am  
Swine Barn

### **HORSES & PONIES**

Show: Friday, August 7 at 8:30 a.m.  
HORSE ARENA

### **4-H LIVESTOCK AUCTION**

Mandatory Meeting: Saturday, August 8, at 9:30am  
AUCTION: Saturday, August 8 at 12:00 PM  
Hansen Pavilion

### **MASTER SHOWMAN CONTEST**

Sunday, August 9 at 11:00 am  
Hanson Pavilion

## ANIMAL ETHICS REQUIREMENTS TO SHOW 4-H LIVESTOCK

### **YOUTH FOR THE QUALITY CARE OF ANIMALS (YQCA): Beef, Dairy, Goats, Sheep, and Swine.**

The YQCA is a new livestock quality assurance program that is replacing PQA which no longer exists. It also replaces the Quality Assurance & Ethics (QAEC) program for youth in the following species; **Beef, Dairy, Goats, Sheep, and Swine.**

All 4-H exhibitors of these animals will be required to certify in the YQCA program yearly starting for the 2020 show season. Youth must either attend a face to face class or certify on-line via the website <http://yqca.org>

The YQCA program is for youth ages 8-21. The online version is broken into age divisions as follows: juniors 8-11, intermediate 12-14, senior 15-18, and young adults 19-21. This certification is annual with test out options of 1-3 years. Youth exhibiting swine at the Illinois State Fair and 4-H fairs are no longer required to be PQA plus certified. The estimated cost for the face to face training will be \$3 and \$12 for the online version.

### **QUALITY ASSURANCE & ETHICS (QA&E): horses, rabbits, poultry, dogs, cats and small pets.**

The Quality Assurance and Ethics training is required for all youth that enroll in **horses, rabbits, poultry, dogs, cats and small pets.** Members must take the training whether they own a live animal or not. It is advised that they complete this one time as soon as they are enrolled in the project area. Counties will monitor completion of this. Failure to complete QA&E will result in the member's animal science project enrollment being cancelled and they will be ineligible to exhibit at county fairs. The website is open year round @ <http://web.extension.illinois.edu/qaec/>

**NOTE:** Youth must be logged on to a computer for this program, either a desktop or laptop; not an iPad or iPhone. The program cannot capture the information for county staff to see when it is completed using iPads or iPhones.

## Livestock possession dates beginning January 1, 2020:

<b>Beef</b>			<b>Dairy Goats</b>	
Steers	Feb. 1		Does	Jan. 1
Cows	June 1		Yearlings	June 1
Heifer and Bull Calves	June 1		Kids (not in milk)	June 1
<b>Dairy</b>			<b>Meat Goats</b>	
Cows	Jan. 1		All	May 1
Heifer and Calves	June 1		<b>Poultry</b>	
<b>Sheep</b>			Egg Production	Jan. 1
Aged and Yearling Ewes and Rams	May 1		All Others	June 1
Ewe, Ram and Market Lambs	May 1		<b>Rabbits</b>	
<b>Swine</b>			All	June 1
All	June 1			

*All other 4-H projects must be enrolled in 4HOnline by April 30, 2020 to be eligible to show at the 4-H Fair. New members may join 4-H after April 30, but may not be eligible to show at the fair.*

### LIVESTOCK CHECK-IN

**NOTE:** The term “livestock”, as used in the 4-H Rules and Regulations, includes all cattle, sheep, swine, goats, poultry, rabbits, dogs, cats, and small pets & covies.

- All non-livestock 4-H exhibits must check-in just prior to the time of judging as listed in the rules for each project. All projects must be displayed at the fair, in the 4-H building or in Building F, from the time of check-in until the time of release at 5pm on Sunday of the fair.
- All 4-H livestock must check-in during their designated times determined by the livestock superintendent.

**PLEASE NOTE CHECK-IN DAY & TIME:**

4-H Poultry	10am to 8pm	Monday, August 3	
4-H Rabbits	1pm and 6pm	Monday, August 3	
4-H Sheep	8am to 8 pm	Monday, August 3	Weigh-in: Tuesday 4-8pm
4-H Beef cattle	12pm to 7pm	Monday, August 3	Weigh-in: Monday 3-7pm
4-H Goats	2pm to 7pm	Monday, August 3	
4-H Swine	10am to 7pm	Tuesday, August 4	
4-H Dairy cattle	1pm to 8pm	Tuesday, August 4	

- All livestock entries must comply with the State of Illinois 2020 Exhibition Livestock Health Requirements as listed in this fair book. Health papers must be presented to the appropriate divisional superintendent **PRIOR** to unloading animals and will be available for that superintendent, upon request, until the last day of the fair.
- All 4-H exhibitors showing animals including dairy cattle, beef cattle, swine, sheep, and goats will be required to certify in the **YQCA** or **Youth for the Quality and Care of Animals** program each year starting for the 2020 show season. Attend either a face to face class (pre-registration required) or certify online via the website: <http://yqca.org>.
- All 4-H members showing a **live companion** animal including **horse, rabbit, poultry, dog, cat or small pet OR an animal science project** must complete the **Quality Assurance and Ethics (QA&E) training** for every animal species at least one time in their 4-H career. <http://web.extension.illinois.edu/gaec/>
- All 4-H members exhibiting Livestock must complete the required certification (YQCA or QA&E or both) and be verified by 4-H Extension office by **June 14**.
- All 4-H members must have their 4-H/FFA YQCA and/or QAEC ethics certification (*for Beef, Dairy, Rabbits, Swine, Sheep, Goats, Poultry, Cats, Dogs and Horses and all small pet animals*) with them during the county fair.
- Divisional superintendents assign stalls for 4-H livestock entries.
- 4-H members are responsible for caring for the livestock they are exhibiting at the fair, including feeding, watering, and bedding.

### EXHIBITING LIVESTOCK

- 4-H members planning to exhibit in livestock divisions in the 4-H show must be enrolled in 4HOnline by February 1, 2020 for Beef and Dairy. **All other livestock projects must be enrolled in 4HOnline by April 30, 2020.**
- Personally exhibiting one’s project supports the goal of “Learning by Doing”. **Those unable to personally exhibit their livestock must secure approval of the divisional superintendent if their animals are to be exhibited.**
- Registration papers must accompany all entries in purebred livestock classes, except in the poultry, rabbit, and cavy divisions. If the papers of young **dairy cattle** are not received from the association by fair time, the registration numbers of the sire and dam

- must be provided. Divisional superintendents have the right to check registration papers at any time throughout the fair.
4. 4-H youth exhibiting animals at the McHenry County Fair must abide by the **IAFE National Code of Show Ring Ethics** as stated in the McHenry County Fair's Open and Junior Show regulations. <http://www.statefair.org/fair/competitions/documents/IAFE-INTERNATIONALASSOCIATIONOFFAIRSANDEXPOSITION.pdf>
  5. In some shows where livestock will be exhibited by breeds, a minimum number of exhibitors, each having a specified number of animals, are required in order to maintain the various breed classes. The number required in the various species are as follows:
    - a. Cattle: 3 exhibitors each having 2 individual animals
    - b. Goats: 2 exhibitors each having 4 individual animals
    - c. Sheep: 2 exhibitors each having 4 individual animals
    - d. Swine: 2 exhibitors each having 2 individual animals
 Breeds having less than these numbers of exhibitors and/or animals represented will be shown in AOB classes
  6. Market animals that have been previously sold and are no longer owned by the 4-H member will not be eligible to show for championships.
  7. **Animals that have not been adequately trained to show and therefore pose a potential safety hazard may be removed from the show at the superintendent's discretion with no rights to premiums and awards.**
  8. **Any unmanageable livestock exhibit may be subject to loss of ribbons, premiums and/or 4-H auction entry to be determined by judge, superintendent and/or Extension staff of the show.**
  9. While exhibiting on the McHenry County Fairgrounds, if animals are in need of additional nutritional supplements or medical attention, the owner of the animal must:
    - a. Let the barn superintendent know immediately.
    - b. Have the Fair Veterinarian fill out and sign off on the Veterinarian Treatment Form.
    - c. **Any forced substance used on a breeding stock or market animal while on fairground property, must be approved and/or administered by the Fair Veterinarian and appropriate superintendent. NO EXCEPTIONS!**
  10. **FDA Antibiotic Rule:** Antibiotics identified as medically important (to human health) will no longer be available for growth promotion purposes, including for 4-H show animals. Youth exhibitors and their families must work with a licensed veterinarian with whom they have an established veterinarian-client-patient relationship (VCPR) in order to receive permission to order and use feed containing a VFD drug. Veterinarians who issue VFDs will need to keep the original form for two years. Youth exhibitors/parents/advisors also will need to keep a printed or electronic copy for two years.
  11. **Any FINAL health decisions for livestock show animals will be made by the McHenry County Fair Veterinarian.**
  12. **LIVESTOCK SHOWMANSHIP** classes are open to 4-H exhibitors whose animal is part of their 4-H project and entered in at least 1 other class in respective divisions, provided they: 1) meet the specified age group requirement, and 2) have not previously won the showmanship title for that age group. Advance entries are not required and premiums will not be paid for these classes.
  13. **MASTER SHOWMANSHIP CONTEST** - One exhibitor (14 years of age or older at the time of the state event) will be chosen at the McHenry County Fair & 4-H Show to attend the IL State Fair Master Showmanship Contest.

## RELEASE

1. ***All exhibits displayed in the 4-H Building are to be removed on Sunday of the fair between 5 and 6 pm. Members unable to remove their exhibits are responsible for arranging them to be removed by a leader or another member. Projects remaining in the 4-H Building after the scheduled release time will be held at the Extension office until August 14<sup>th</sup>.***
2. 4-H Livestock that will not be exhibited in the open and/or junior show or sold in the 4-H livestock auction will be released on day of show ONLY if accompanied by an **approved early release form** PRIOR to start of fair.
3. **All 4-H MARKET livestock will be released at 4:30pm on Sunday of the fair.**  
**All other livestock** including poultry and rabbits **will be released at 6pm** and should be removed by 7pm.
4. No 4-H livestock will be allowed to leave the fairgrounds early unless accompanied by an approved early release form.
5. 4-H members are responsible for cleaning their animals' pens and/or stalls upon release.
6. Superintendent reserves the right to refuse animal load out on Sunday.

**For Health Requirement Information:  
Illinois Department of Agriculture  
Bureau of Animal Health and Welfare  
State Fairgrounds P.O. Box 19281  
Springfield, IL 62794-9281  
Phone (217) 782-4944**

## **2020 Exhibition Livestock Health Requirements**

### **County Fairs**

#### **GENERAL REQUIREMENTS**

**These Exhibition Health Requirements apply to all livestock present at the fair including those animals that are not entered in competitive events.**

1. Exhibitors are required to familiarize themselves with all rules applicable to their exhibits.

All out-of-state animals shall require an entry permit. Entry permit numbers are available by calling the Illinois Department of Agriculture, Monday through Friday from 8:00 AM to 4:30 PM, at 217/782-4944. Permits may also be obtained online at: <http://www.agr.state.il.us/AnimalHW/animalregistry/login.php>

2. All animals, except as noted, shall be accompanied by a Certificate of Veterinary Inspection (CVI) which shows that the animal meets all health requirements for the State of Illinois. CVI's shall be made available to Bureau of Animal Health Personnel on request.

CVI means a legible record made on an official form from the state of origin which has been issued, signed and dated by an accredited veterinarian and which shows the name and address of the animal's owner or exhibitor and the results of all required tests or vaccinations. A CVI shall list only one animal identification per line; shall be presented on the form on which it was initially issued; and shall not be corrected, changed or altered in any manner.

3. All animals shall be officially identified. The animal(s) official identification shall be recorded on the CVI.
4. If animals are from tuberculosis accredited, brucellosis certified, pseudorabies qualified, or brucellosis validated herds, the identifying herd number(s) along with the date of the last herd test(s) shall appear on the CVI.
5. CVI for out-of-state livestock shall be void thirty (30) days after issuance.
6. CVI for Illinois-origin livestock shall be void ninety (90) days after issuance.
7. All livestock shall be subject to examination upon entry to any Illinois fair or exhibition. Any animal showing evidence of infectious, contagious or communicable diseases shall be immediately withdrawn and held in quarantine at the owner's risk and expense until properly treated and recovered, or until the animal is released to return to the owner's premise.

Any livestock infected with scabies, mange, active lesions of ringworm, soremouth, or multiple warts which are easily visible without close examination shall not be permitted to exhibit and are subject to quarantine or removal from the fairgrounds.

Sheep and goats with caseous lymphadenitis as evidenced by draining abscesses shall not be exhibited and are subject to immediate quarantine or removal from the fairgrounds.

8. Illinois Department of Agriculture personnel or designee may collect blood, tissue, milk or urine samples from any animal being exhibited and/or raced at any Illinois fair to test for the presence of illegal drugs or banned substances. New examination techniques, such as ultrasound, may also be used at anytime while the animals are on the grounds of any Illinois fair or exhibit.

The Illinois Department of Agriculture or designee may collect urine, blood, tissue or other test samples from exhibition animals at the time of slaughter.

9. All exhibitors of animals at any Illinois fair or exhibition shall comply with the provisions of the Illinois Humane Care for Animals Act. If violations are observed, the animal(s) will be excused from exhibition and ordered removed from the grounds with all awards being forfeited.

Any practice or deviation from normal, accepted care, including physical, medical or mechanical application, shall constitute a violation of show rules and may result in the animal(s) disqualification and removal from the fairgrounds.



10. Any Illinois cattle, bison, cervidae or goats being exhibited in non-accredited free states must be isolated from the remainder of the herd/flock upon return to Illinois and retested for tuberculosis 60-120 days post-entry.

## CATTLE

### Identification

Individual identification of each animal shall be either a fully healed and legible tattoo, approved official ear tag, registration number (can only be used if the tattoo is recorded on the registration certificate or for breeds where pictures are acceptable), or individual brands, if brand is recorded on the registration certificate.

### Illinois Cattle

**Brucellosis** - Illinois is a Bovine Brucellosis Class-Free State. Brucellosis testing is not required for Illinois cattle.

**Tuberculosis** - Illinois is an Accredited Tuberculosis- Free State. Tuberculin testing is not required for Illinois cattle.

**Please note: Illinois calves under 6 months of age, and Illinois steers are not required to have a Certificate of Veterinary Inspection.**

### Out-of-State-Cattle

All out-of-state cattle are to be accompanied by an entry permit. Entry permit numbers are available by calling the Illinois Department of Agriculture, Monday through Friday from 8:00 AM to 4:30 PM, at 217/782-4944. Permits may also be obtained online at: <http://www.agr.state.il.us/AnimalHW/animalregistry/login.php>

### Brucellosis

1. Female cattle six (6) months of age and older and bulls eighteen (18) months of age and older shall be negative to an official test for brucellosis within thirty (30) days prior to entry, unless exempt by one (1) of the following:
  - a. A. Originate directly from a certified brucellosis-free herd.
  - b. B. Official vaccinates of dairy breeds under twenty (20) months of age or official vaccinates of beef breeds under twenty-four (24) months of age.
  - c. C. Animal originated from a "Class Free" state (if entire state is so classified)
  - d. D. Steers and spayed heifers are not required to be tested for brucellosis.
2. The negative brucellosis test shall be conducted at a state or federal laboratory within 30 days prior to exhibition.

### Tuberculosis

#### 1. Accredited Tuberculosis Free States

- a. No tuberculin test required. All cattle, including steers, originating from an Accredited Tuberculosis Free State, may enter Illinois for exhibition when accompanied by a CVI issued by an accredited veterinarian within 30 days.

#### 2. Non-Accredited Tuberculosis Free Areas or States (Not TB Free)

- a. Cattle must originate from a herd where a complete herd test was conducted within the past year.
- b. The individual animals entering Illinois must be negative to an additional tuberculin test conducted **within 30 days prior to exhibition.**
- c. Cattle that enter Illinois for exhibition and remain in Illinois (animal does not return to the state of origin within 30 days) must be isolated and retested for TB 60-120 days from the last official TB test date.

## SWINE

### Illinois Swine

### Identification

1. Swine shall be identified by an official ear tag, tattoo or recognized breed ear notch.
2. Ear notch identification is acceptable for all barrows, crossbred gilts and breeding swine.

**(Note: Ear notch identification of crossbred swine does not satisfy USDA identification requirements for interstate movement or official testing.)**

### Brucellosis

Brucellosis testing is not required for Illinois swine.

### Pseudorabies

**Pseudorabies testing is not required for Illinois swine.**

### Out-of-State Swine

All out-of-state swine are to be accompanied by an entry permit. Entry permit numbers are available by calling the Illinois Department of Agriculture, Monday through Friday from 8:00 AM to 4:30 PM, at 217/782-4944. Permits may also be obtained online at: <http://www.agr.state.il.us/AnimalHW/animalregistry/login.php>

### Identification

1. Individually identified by an official ear tag, tattoo or recognized breed ear notch.
2. Ear notch identification is not acceptable for crossbred animals.

### Brucellosis

1. Breeding swine 4 months of age and older shall be negative to an official test for brucellosis within 30 days prior to exhibition unless exempt by one (1) of the following:
  - a. Originate immediately and directly from a validated brucellosis-free herd.
  - b. Originate directly from a validated brucellosis-free state.
2. Swine brucellosis tests for exhibition shall be conducted at a state or federal laboratory.

### Pseudorabies

1. Swine originating from a Pseudorabies Stage IV or V state are exempt from the pseudorabies testing requirement.
2. Swine originating from a Pseudorabies Stage III state shall be negative to an official test for pseudorabies conducted within thirty (30) days prior to entry or originate immediately and directly from a qualified pseudorabies negative herd.
3. Swine originating from a Pseudorabies Stage I or II state shall be negative to an official test for pseudorabies conducted within the 10 days prior to entry.
4. Barrows and females in market classes must meet the same requirements as breeding swine.

## SHEEP

### Identification

- Individual identification of each animal shall be by an ear tattoo or official metal or plastic tag. A microchip ID is acceptable if the owner provides the reader.
- Ear tattoos may be used when a registration certificate, listing the tattoo number, accompanies the animal.
- When using ear tags, the tag must indicate the premises ID and state of origin. The tag number must be assigned by a state or APHIS representative and recorded in the Scrapie Record Database.

### Market Lambs

All market lambs must be slick shorn (show ring ready) before weigh-in so that show lamb fungus can be identified.

### Illinois Sheep

1. Sheep originating from a flock that has previously been classified as either an infected or source flock can be exhibited in Illinois upon the completion of an approved flock plan.
2. For any animal born after 1/1/2002, the CVI must include the flock of birth and the flock of origin, if different.

### Out-of-State Sheep

All out-of-state sheep are to be accompanied by an entry permit. Entry permit numbers are available by calling the Illinois Department of Agriculture, Monday through Friday from 8:00 AM to 4:30 PM, at 217/782-4944. Permits may also be obtained online at: <http://www.agr.state.il.us/AnimalHW/animalregistry/login.php>

1. Sheep originating from a flock that has previously been classified as either an infected or source flock can be exhibited in Illinois upon the completion of an approved flock plan.
2. For any animal born after 1/1/2002, the CVI must include the flock of birth and the flock of origin, if different.

## GOATS

### Identification

1. Individual identification of each animal shall be by an ear tattoo or official metal or plastic tag. A microchip ID is acceptable if the owner provides the reader.
2. Tattoos may be used when a registration certificate, listing the tattoo number, accompanies the animal.
3. When using ear tags, the tag must indicate the premises ID and state of origin. The tag number must be assigned by a state or APHIS representative and recorded in the Scrapie Record Database.
4. Ears should be used for tattooing when possible. If there is no space in the ear, the flank or tail fold may be used.

### Illinois Goats

1. Goats originating from a herd that has previously been classified as either an infected or source herd can be exhibited in Illinois upon the completion of an approved herd plan.
2. For any animal born after 1/1/2002, the CVI must include the flock of birth and the flock of origin, if different.

### Out-of-State Goats

All out-of-state goats are to be accompanied by an entry permit. Entry permit numbers are available by calling the Illinois Department of Agriculture, Monday through Friday from 8:00 AM to 4:30 PM, at 217/782-4944. Permits may also be obtained online at: <http://www.agr.state.il.us/AnimalHW/animalregistry/login.php>

1. Goats originating from a herd that has previously been classified as either an infected or source herd can be exhibited in Illinois upon the completion of an approved herd plan.
2. Tuberculosis- Goats from areas or states that are not Accredited Bovine Tuberculosis Free, must be accompanied by a CVI indicating that the goats originated from a herd where a complete negative herd test has been conducted within the past twelve (12) months and the individual animals are negative to a tuberculin test conducted within thirty (30) days prior to entry. For any animal born after 1/1/2002, the CVI must include the flock of birth and the flock of origin, if different.

## HORSES, PONIES, MULES AND OTHER EQUIDAE

### Illinois Equine

1. All horses and other equidae, twelve (12) months of age and older attending an advertised equine event, shall be accompanied by a negative test for equine infectious anemia (EIA) conducted within the last twelve (12) months. A copy of this test shall accompany the animal.
2. AGID (Coggins) or ELISA tests are accepted.
3. An advertised equine event means a show, rodeo, sale, auction, exhibition, trail ride, or horse fair that is posted or media promoted.
4. A CVI is not required for Illinois equine.

### Out-of-State Equine

All out-of-state equine are to be accompanied by an entry permit. Entry permit numbers are available by calling the Illinois Department of Agriculture, Monday through Friday from 8:00 AM to 4:30 PM, at 217/782-4944. Permits may also be obtained online at: <http://www.agr.state.il.us/AnimalHW/animalregistry/login.php>

1. All horses and other equidae entering Illinois that are twelve (12) months of age or older, shall be accompanied by a negative test for equine infectious anemia (EIA) conducted within the last twelve (12) months. A copy of this test shall accompany the animal.
2. AGID (Coggins) or ELISA tests are accepted.
3. All horses and other equidae shall be accompanied by a CVI issued within thirty (30) days prior to entry.

## POULTRY

1. All entries (except waterfowl, i.e. domesticated fowl that normally swim, such as ducks and geese) in a show or exhibition shall have originated from a U.S. Pullorum-Typhoid Clean or equivalent hatchery or flock OR have a negative pullorum-typhoid test within 90 days prior to exhibition. Exhibitor shall show proper information as to name and address of owner or exhibitor, name and address of the authorized testing agent, date of the testing and the number, breed, and species of those tested
2. Prior to being used to transport poultry to a show, all crates, boxes, containers and vehicles shall be thoroughly cleaned and disinfected.
3. Any poultry vaccinations must be performed at least 4 weeks prior to delivery to the show.
4. Upon admission to a show, all entries shall be examined by the official county fair veterinarian or qualified state personnel who shall also receive and examine all certificates necessary for admission of birds to a show. Birds not in show condition will be excused from exhibition and removed from the premises. Any fowl showing signs of illness during the fair will be removed from the exhibition grounds.
5. All out-of-state turkeys must originate from flocks that are officially classified as U.S. Mycoplasma Gallisepticum Clean in accordance with the provisions of the National Poultry Improvement Plan or be negative to a test for Mycoplasma gallisepticum within 30 days prior to entry.
6. A permit is also required for out-of-state poultry. A permit may be obtained by calling (217) 782-4944.

**Please note: These poultry exhibition requirements do not apply to 4-H and FFA 1-day poultry shows where the entries are taken to the show and returned home the same day. However, a permit is required for out-of-state poultry.**

**PIGEONS** - There are no requirements governing the movements of pigeons within or into Illinois.

**RABBITS** - There are no requirements governing the movements of rabbits within or into Illinois.

# RABBITS

**SHOW: TUESDAY, August 4, 2020 at 1:30pm**  
**Check-in: MONDAY, August 3, 2020 from 1-6pm**  
**Rabbit Building, Fairgrounds, Woodstock**



**4-H OVERALL LIVESTOCK SUPERINTENDENT:**

Jennifer Wittum .....815-739-6566 or steergirl7@hotmail.com

**SUPERINTENDENTS:**

Cheyenne Bihlmaier.....815-404-0275

Pam Polizzi.....815-236-6533

**REGULATIONS**

1. All exhibitors must comply with the 2020 McHenry County 4-H Show Regulations as stated in front of the 4-H Fair Book.
2. Exhibitors may enter and **exhibit TWO entries per class.**
3. All rabbits must be permanently ear marked in the left ear.
4. Rabbits exhibiting signs of disease and/or illness will be disqualified at the discretion of the Superintendent and must be removed from the fairgrounds. **Any FINAL health decisions will be made by the McHenry County Fair Veterinarian.**
5. All rabbits must meet the ARBA weight standards. A listing of these standards is available in the Extension office.
6. Showmanship exhibitors must be able to give the standards of the breed being exhibited and describe the good and bad points of the rabbit they are showing, as well as pose it for judging.
7. Rabbits entered in the pet-mixed breeds classes will **not** be eligible to show for championships.
8. **Check-in** for rabbits is **MONDAY** prior to opening of the fair **from 1pm to 6 pm** and must remain at the fair until release time of 6pm on Sunday of the fair. *(4-H exhibitors not showing in Open/Junior shows may be released the day of the show with PRIOR permission from the Extension advisor and 4-H Superintendent. This does NOT include Meat class rabbits.)*
9. 4-H exhibitors MUST feed and water their own animal at the fair. Food will not be provided.
10. Online Quality Assurance and Animal Ethics training is required for all members planning to show in the fair at least one time in the 4-H member’s career. All members must have completed the test by June 14, 2020.  
<http://web.extension.illinois.edu/gaec/>
11. While exhibiting on the McHenry County Fairgrounds, if animals are in need of additional nutritional supplements or medical attention, the owner of the animal must:
  1. Let the barn superintendent know immediately.
  2. Have the Fair Veterinarian fill out and sign off on the Veterinarian Treatment Form.
 Any forced substance used on a breeding stock or market animal while on fairground property, must be approved and/or administered by the Fair Veterinarian and appropriate superintendent. **NO EXCEPTIONS!**
11. If you are unable to show your rabbit, you can assign another 4-H member age 8-18 to show your rabbit. This **MUST BE APPROVED BY A SUPERINTENDENT BEFORE THE START OF THE SHOW.**

**PREMIUMS:** Premiums will be distributed on the basis of a Blue award being valued at 4X, Red award at 2X, and White award at 1X

**Class Definitions**

- Large Breed Senior Buck or Doe-over eight (8) months of age
- Small Breed Senior Buck or Doe-over six (6) months of age
- Large Breed Intermediate Buck or Doe –six (6) to eight (8) months of age
- Large Breed Junior Buck or Doe – less than six (6) months of age
- Small Breed Junior Buck or Doe – less than six (6) months of age.
- Meat Pen – pen of three (3) meat animals weighing three and 1/2 (3.5) pounds to five and 1/2 (5.5) pounds and seven (7) to ten (10) weeks of age.

<b>LARGE BREED CLASSES</b>	<b>Senior Buck</b> over 8 months old	<b>Senior Doe</b> over 8 months old	<b>Intermediate Buck</b> 6 to 8 months old	<b>Intermediate Doe</b> 6 to 8 months old	<b>Junior Buck</b> under 6 months old	<b>Junior Doe</b> under 6 months old
<b>New Zealand</b>						
<b>Californians/Satins</b>						
<b>French Lops</b>						
<b>All Other Large Breeds</b>						

<b>SMALL BREED CLASSES</b>	<b>Senior Buck</b> over 6 months old	<b>Senior Doe</b> over 6 months old	<b>Junior Buck</b> under 6 months old	<b>Junior Doe</b> under 6 months old
<b>Jersey Wooley</b>				
<b>Polish</b>				
<b>Mini Lops</b>				
<b>Dutch</b>				
<b>Fuzzy Lop</b>				
<b>Mini Rex</b>				
<b>Netherland Dwarfs</b>				
<b>All Other Small Breeds</b>				

<b>OTHER CLASSES</b>	<b>Pet/ Mixed Breed</b>	<b>Meat Pen</b>
<b>Miscellaneous</b>		
<b>Market Animals</b> 3 meat rabbits 3.5 to 5.5 lbs, 7-10 weeks old		

**SHOWMANSHIP**

Livestock showmanship classes are open to 4-H exhibitors whose animal is part of their 4-H project and entered in at least 1 other class in respective divisions, provided they: 1) Meet the specified 4-H age group requirement, and 2) have not previously won the showmanship title for that age group. Advance entries are not required. Premiums will not be paid for showmanship classes. Age on the day of show will determine what class you are in. See superintendent for previous winners.

All exhibitors must show their own animal. The animal must be exhibited in its respective class by its owner.

- Ages 8-11
- Ages 12-14
- Ages 15-19

**AWARDS**

- |                                |                    |
|--------------------------------|--------------------|
| Champion of each breed         | Rosette            |
| Reserve Champion of each breed | Rosette            |
| Grand Champion                 | Plaque and Rosette |
| Reserve Grand Champion         | Plaque and Rosette |
| Champion Meat Pen              | Plaque and Rosette |
| Reserve Champion Meat Pen      | Plaque and Rosette |

- |                                 |                   |
|---------------------------------|-------------------|
| Junior Rabbit Showmanship       | Award and Rosette |
| Intermediate Rabbit Showmanship | Award and Rosette |
| Senior Rabbit Showmanship       | Award and Rosette |

# POULTRY

SHOW: TUESDAY, August 4, 2020 at 3:30pm

Check in MONDAY 10am – 8pm

Poultry Tent, Fairgrounds, Woodstock



## 4-H OVERALL LIVESTOCK SUPERINTENDENT:

Jennifer Wittum .....815-739-6566 or steergirl7@hotmail.com

## SUPERINTENDENT:

Kayla Bishop..... 815-451-7182 or goatgirl766@gmail.com

Gladys Renner ..... 815-719-1503

Logan Bishop

## REGULATIONS

All birds hatched before Jan. 1, 2020 must be Pullorum Tested (except waterfowl, meat birds, i.e. domesticated fowl that normally swim, such as geese) in a show or exhibition, and have originated from a U.S. Pullorum-Typhoid clean or equivalent hatchery or flock; or have a **negative Pullorum-Typhoid test within 90 days prior to exhibition. (No testing at the fair).** Exhibitor shall show proper documentation as to name and address of the owner or exhibitor, name and address of the authorized testing agent, date of testing, and number, breed, and species of those tested.

1. All exhibitors must comply with the 2020 McHenry County 4-H Show Regulations as stated in front of the 4-H Fair Book.
2. A date TBD will be set aside for testing by a state authorized testing agent.
3. Online Quality Assurance and Animal Ethics training is required for all members planning to show in the fair at least one time in the 4-H member's career. All members must have completed the test by June 14, 2020.  
<http://web.extension.illinois.edu/gaec/>
4. Exhibitors can show a maximum of 4 birds in the single bird classes. The combination can include any breed, but is limited to 1 cock, 1 hen, 1 cockerel, and 1 pullet.
5. Exhibitors are limited to TWO entries per class in the MISCELLANEOUS bird classes. The combination can include any breed, but is limited to 2 male, 2 female, and 2 meat/market bird (if applicable).
6. All Poultry must **check-in between 10am and 8pm on Monday** prior to opening of the fair and remain until 6 pm on Sunday. Poultry exhibiting signs of disease and/or illness will be disqualified at the discretion of the Superintendent and must be removed from the fairgrounds. **Any FINAL health decisions will be made by the McHenry County Fair Veterinarian.**
7. Coops will be provided for all entries in the 4-H Poultry Show; with the exception of Dove exhibitors must furnish suitable cooping which must be clean and sanitary. Cooping must have minimum dimensions of 18" cubed with a removable pull out tray and secure food and water crocks.
8. A meat bird may not be shown in a breeding class and a breeder may not be shown in a meat class. Each bird may be entered in only 1 class.
9. Showmanship exhibitors must be able to give the standards of the breed being exhibited and describe the good and bad points of the bird they are showing.
10. Exhibitors uncertain of the breed of their bird(s) or the standards of a given breed are encouraged to contact the Superintendent before making entries.
11. Members must care for their own birds.
12. Members must furnish feeding containers and waterers for chickens, ducks, geese, turkeys and ALL other poultry. Suggested feeders and waterers for chickens, bantams and bantam ducks include cage hook-ons or 9oz "solo" cups. **BASE FEEDERS & WATERS ARE NOT EXCEPTABLE** for chickens, bantams and bantam ducks **due to size, spillage and untidiness.**
13. **Members are required to feed and water their birds regularly during the fair**, failure to do so will result in the superintendent and/or 4-H staff to excuse the bird(s) of the exhibitor from the fair without award or premium.
14. **Members exhibiting doves, pheasants & quail MUST furnish their own cages, feeders & waterers.**
15. Trio Productions of 3 female and/or 2 female and 1 male. Must be laying breed. May be 3 different birds in one cage. **May not be used for any other class.**
16. Members who auction a meat bird are responsible for processing and delivery of the bird.
17. Standard determined by National Pigeon Association and American Dove Association and standards respectively.
18. Only birds entered in the fair may be brought. Substitutions may be made in the same breed, age, and gender only.
19. All pigeons hatched in 2020 must be banded and all doves must be banded with ADA issued leg bands.
20. All birds must be in show shape and any sick or vermin infested birds will be disqualified and removed. It is recommended that all pigeons be vaccinated for PMV-1.
21. All exhibitors are expected to keep a clean, clear walkway, and appearance in their respective areas. **ALL EXHIBITORS** must clear pens and stalls of all waste materials prior to leaving the grounds at the conclusion of the Fair.
22. Show ribbons and awards will be distributed at the judging.
23. ALL EXHIBITORS are expected to be present for the judging. If you are unable to show your own bird(s), you can assign another

- 4-H member, ages 8-18 to show for you. THIS MUST BE APPROVED BY THE SUPERINTENDENT BEFORE THE START OF THE SHOW.
24. While exhibiting on the McHenry County Fairgrounds, if animals are in need of additional nutritional supplements or medical attention, the owner of the animal must:
1. Let the barn superintendent know immediately.
  2. Have the Fair Veterinarian fill out and sign off on the Veterinarian Treatment Form.
- Any forced substance used on a breeding stock or market animal while on fairground property, must be approved and/or administered by the Fair Veterinarian and appropriate superintendent. NO EXCEPTIONS!

**PREMIUMS:** Premiums will be distributed on the basis of a Blue award being valued at 4X, Red award at 2X, White award at 1X.

**RECOMMENDATION FROM SUPERINTENDENTS:** Please bring copies of fair entry receipts to poultry check-in.

<b>SINGLE BIRD CLASSES</b>	<b>Cock - male hatched before 1/1/20</b>	<b>Hen - female hatched before 1/1/20</b>	<b>Cockerel - male hatched after 1/1/20</b>	<b>Pullet - female hatched after 1/1/20</b>
<b>ONE ENTRY PER SUB CLASS MAXIMUM 4 SINGLE BIRD CLASSES</b>	<b>1</b>	<b>1</b>	<b>1</b>	<b>1</b>
<b>STANDARD</b>				
<b>AMERICAN</b>				
<b>ASIATIC</b>				
<b>ENGLISH</b>				
<b>ALL OTHER Breeds</b>				
<b>BANTAM</b>				
<b>*ALL OTHER FOWL (doves, guinea, pigeon, pheasants, quail, etc)</b>				

\* non-premium

**AMERICAN BREEDS:** PLYMOUTH ROCKS, DOMINIQUE, WYANDOTTES, JAVAS, RHODE ISLAND REDS, RHODE ISLAND WHITES, BUCKEYES, CHANTICLEERS, JERSEY GIANTS, LAMONAS, NEW HAMPSHIRE, HOLLANDS, DELAWARES

**ASIATIC BREEDS:** BRAHMAS, COCHINS, LANGSHANS

**ENGLISH BREEDS:** DORKINGS, REDCAPS, CORNISH, ORPHINGTONS, SUSSEX, AUSTRALOPS

**ALL OTHER BREEDS:** LEGHORNS, MINORCAS, SPANISH, ANDALUSIANS, ANCONAS, SICILIAN, BUTTERCUPS, CATALANAS, MATURE STANDARD, AND ALL OTHER BREEDS NOT INCLUDED IN THE ABOVE LISTED BREEDS

**BANTAM BREEDS:** ALL CLEAN LEGGED, ALL FEATHER LEGGED, OLD ENGLISH, MODERN GAME, AND ANY OTHER

<b>MISCELLANEOUS CLASSES</b>	<b>Male</b>	<b>Female</b>	<b>Meat/ Market</b>
<b>TWO ENTRIES PER CLASS MAX</b>	<b>2</b>	<b>2</b>	<b>2</b>
<b>CHICKEN (male or female breeding chickens should entered in classes above)</b>			
<b>TURKEY</b>			
<b>DUCK</b>			
<b>GEESE</b>			

<b>ONE PEN of 3 Maximum</b>	<b>1 male, 2 female</b>	<b>3 female</b>
<b>Trio of Production, must be laying type Must be 3 of same breed May be same crossbred</b>		



<b>EGGS</b>	<b>ONE ENTRY PER CLASS ALLOWED</b>
<b>WHITE (1 DZ)</b>	
<b>BROWN (1 DZ)</b>	
<b>COLORED (1 DZ)</b>	

### **SHOWMANSHIP**

Livestock showmanship classes are open to 4-H exhibitors whose animal is part of their 4-H project and entered in at least 1 other class in respective divisions, provided they: 1) Meet the specified 4-H age group requirement, and 2) have not previously won the showmanship title for that age group. Advance entries are not required. Premiums will not be paid for showmanship classes. Age on the day of show will determine what class you are in. See superintendent for previous winners.

All exhibitors must show their own animal. The animal must be exhibited in its respective class by its owner.

Ages 8-11 (no premiums paid for this class)

Ages 12-14 (no premiums paid for this class)

Ages 15-19 (no premiums paid for this class)

### **AWARDS**

Grand Champion Standard Chicken	Plaque and Rosette
Reserve Grand Champion Standard Chicken	Rosette
Grand Champion Bantam Chicken	Plaque and Rosette
Reserve Grand Champion Bantam Chicken	Rosette
Champion Turkey	Plaque and Rosette
Reserve Champion Turkey	Rosette
Champion Duck	Plaque and Rosette
Reserve Champion Duck	Rosette
Champion Goose	Plaque and Rosette
Reserve Champion Goose	Rosette
Champion Meat Chicken	Plaque and Rosette
Reserve Champion Meat Chicken	Rosette
Champion Meat Duck	Plaque and Rosette
Reserve Champion Meat Duck	Rosette
Champion Meat Goose	Plaque and Rosette
Reserve Champion Meat Goose	Rosette
Champion Meat Turkey	Plaque and Rosette
Reserve Champion Meat Turkey	Rosette
Champion All Other Fowl	Rosette
Reserve Champion All Other Fowl	Rosette
Junior Poultry Showman	Award and Rosette
Intermediate Poultry Showman	Award and Rosette
Senior Poultry Showman	Award and Rosette

# DAIRY

**SHOW: Wednesday, August 5, 2020 at 9:30 am**

**Check-in: Tuesday, August 4, 2020 from 1-8pm**

**Hansen Pavilion, Fairgrounds, Woodstock**



## 4-H OVERALL LIVESTOCK SUPERINTENDENT:

Jennifer Wittum .....815-739-6566 or steergirl7@hotmail.com

## SUPERINTENDENT:

Adam Gardner ..... 815/675-9872

## COMMITTEE:

Alan Ainger ..... 262/749-4814

Arlene Bartel ..... 815/943-7150

Brian Olbrich ..... 815/943-5512

Carol Ziller ..... 847/669-5720

## CLERK:

Cindy Gardner ..... 815/675-2472

## Regulations

1. All exhibitors must comply with the 2020 McHenry County 4-H Show Regulations as stated in front of the 4-H Fair Book.
2. Each exhibitor may show a total of 12 animals but no more than 2 animals per class.
3. **Check-in** for Dairy is **Tuesday from 1pm to 8pm and remain on site until 6pm Sunday.**
4. Exhibitors **must** verify class entries with Superintendent on Tuesday between 4pm-8pm.
5. Entries in the cow classes may or may not be in milk. All animals in milk, however, must show in cow classes.
6. Horns are to be removed from all animals born before Jan. 1, 2020.
7. Animals must be exhibited in their respective breed.
8. All animals being shown must be accompanied by registration papers showing transfer dates which comply with the following deadlines: Calves and Heifers - June 1, 2020, Cows - January 1, 2020
9. Purebred animals must be at least 87% pure in the breed they are shown.
10. Registration must be solely in the exhibitor's name.
11. Exhibitors are required to wear white pants and a shirt with a collar and sleeves. Work boots must be worn.
12. The showmanship classes will be at 9:30 am before the heifer classes.
13. Red and White Holsteins will be exhibited with Black and White Holsteins in the Holstein Class.
14. No animals born after May 31, 2020 may be exhibited.
15. All 4-H exhibitors showing animals including dairy cattle, beef cattle, swine, sheep, and goats will be required to certify in the **YQCA or Youth for the Quality and Care of Animals** program each year starting for the 2020 show season. Attend either a face-to-face class (pre-registration required) or certify online via the website: <http://yqca.org>. All 4-H members exhibiting these animals must complete the YQCA Certification and be verified by 4-H Extension office **by June 14, 2020**. Members should keep a copy of the YQCA certification with them during the county fair.
16. All 4-H members must show their own animal. A 2nd animal in the same class can be shown by another 4-H member as long as they are from McHenry County and approved by the superintendent.
17. The official judge shall determine appropriate action for tardiness to the show ring.
18. It is recommended that animals exhibited at the fair receive a 9-way vaccine.
19. Classes will rotate by breed. Approximate showing time will be posted day of the show.
20. Exhibitors of milking animals will be assigned a day to clean the milking parlor.
21. There can be absolutely **NO antibiotic milk put into the tank**. Antibiotic milk must be disposed of separately. The tank will be tested DAILY. If any antibiotic residue is found in the tank, each cow will be tested individually. The exhibitor found responsible will take full responsibility for the effected tank and pay for milk loss plus any additional costs.
22. Any FINAL health decisions will be made by the McHenry County Fair Veterinarian.
23. While exhibiting on the McHenry County Fairgrounds, if animals are in need of additional nutritional supplements or medical attention, the owner of the animal must:
  1. Let the barn superintendent know immediately.
  2. Have the Fair Veterinarian fill out and sign off on the Veterinarian Treatment Form.Any forced substance used on a breeding stock or market animal while on fairground property, must be approved and/or administered by the Fair Veterinarian and appropriate superintendent. **NO EXCEPTIONS!**
24. Any unmanageable livestock exhibit may be subject to loss of ribbons, premiums and/or 4-H auction entry to be determined by judge, superintendent and/or Extension staff of the show.

## Premiums

Premiums will be distributed on the basis of a Blue award being valued at 4X, a Red award valued at 2X, and a White award at 1X.

<b>CLASSES</b>	<b>Holstein</b>	<b>Jersey</b>	<b>Brown Swiss</b>	<b>AOB</b>	<b>Grade</b>
<b>Spring Heifer Calf</b> born 3/1/20 to 5/31/20					
<b>Winter Heifer Calf</b> born 12/1/19 to 2/28/20					
<b>Fall Heifer Calf</b> born 9/1/19 to 11/30/19					
<b>Summer Yearling Heifer</b> born 6/1/19 to 8/21/19					
<b>Spring Yearling Heifer</b> born 3/1/19 to 5/31/19					
<b>Winter Yearling Heifer</b> born 12/1/18 to 2/28/19					
<b>Fall Yearling Heifer</b> born 9/1/18 to 11/30/18					
<b>2-Year Old Cow -include milking yearlings</b> born 9/1/17 to 8/21/18					
<b>3-Year Old Cow</b> born 9/1/16 to 8/21/17					
<b>4-Year Old Cow</b> born 9/1/15 to 8/21/16					
<b>5-Year Old Cow and Older</b> born before 9/1/15					
<b>Dry Cow</b> Dry Cow 3 years or over					

### **SHOWMANSHIP**

Livestock showmanship classes are open to 4-H exhibitors whose animal is part of their 4-H project and entered in at least 1 other class in respective divisions, provided they: 1) Meet the specified 4-H age group requirement, and 2) have not previously won the showmanship title for that age group. Advance entries are not required. Premiums will not be paid for showmanship classes. Age on the day of show will determine what class you are in. See superintendent for previous winners.

All exhibitors must show their own animal. The animal must be exhibited in its respective class by its owner.

Ages 8-11

Ages 12-14

Ages 15-19

### **Club Dairy Herd** (no premiums paid for this class)

5 animals of any breed from one 4-H club owned by at least 2 exhibitors

### **Awards**

Champion Female of each breed	Plaque and Rosette
Reserve Champion Females of each breed	Rosette
Grand Champion Female over all breeds	Plaque and Rosette
Reserve Grand Champion Female over all breeds	Plaque and Rosette
Supreme Champion Days Production of Milk	Sold at Auction
Res. Supreme Champion Days Production of Milk	Sold at Auction
Junior Champion of each breed	Rosette
Reserve Champion of each breed	Rosette
Senior Champion of each breed	Rosette
Reserve Champion of each breed	Rosette
Junior Dairy Showman	Award and Rosette
Intermediate Dairy Showman	Award and Rosette
Senior Dairy Showman	Award and Rosette
Over All Dairy Showmanship	Traveling Plaque

# SHEEP

**SHOW: Wednesday, August 5, 2020**

**Breed Show at 1:00pm**

**Market Lamb Show will not begin before 3pm**

**Check-in: MONDAY 8am to 8pm OR**

**Sunday 4-8pm– with *PRIOR permission from Superintendent***

**Hanson Pavilion, Fairgrounds, Woodstock**



## 4-H OVERALL LIVESTOCK SUPERINTENDENT:

Jennifer Wittum .....815-739-6566 or [steergirl7@hotmail.com](mailto:steergirl7@hotmail.com)

## SUPERINTENDENTS:

Tom Linneman.....(cell) 815/790-6441

## ASST. SUPERINTENDENTS:

Donna Douglas.....815/337-0598

Jamie Nicolai.....815/790-2261

## SHOW COORDINATOR:

Tally Lalor.....815/790-9278 or [tallyvivie@gmail.com](mailto:tallyvivie@gmail.com)

## CLERKS:

Pam Linneman.....815/690-2369

Rachel Nicolai.....815/378-2133

Jenn Loiacano.....847-606-0249

## WEIGHT MASTERS:

Dan Linneman.....815/790-6895

Dave Linneman.....815/823-3080

## Premiums

Premiums will be distributed on the basis of a Blue award being valued at 4X, a Red award valued at 2X, and a White award at 1X.

## Regulations

**NOTE:** See 2020 Exhibition Livestock Health Requirements near beginning of book and entry rules at beginning of 4-H Section.

1. All exhibitors must comply with the 2020 McHenry County 4-H Show Regulations as stated in front of the 4-H Fair Book.
2. All exhibits must **check 8am to 8pm on Monday. Check-in on Sunday 4-8pm with pre-approval of Superintendent.**
3. Market lamb must be weighed in between 4pm and 8pm on Tuesday, August 4, 2020.
4. All market lambs must have been tattooed by McHenry County Extension or designated superintendent the McHenry County Extension of University of Illinois ~~before May 15, 2020.~~ *TBD due to COVID-19*
5. **No hand written Scrapie tags will be allowed.** All sheep must have USDA approved PRINTED Scrapie tags. The USDA approved PRINTED Scrapie tags will be verified at initial May weigh-in AND prior to unloading at the fair.
6. Purebred Sheep exhibitors must tender registration papers and all animals must have U.S.D.A. Scrapie Eradication Program (866/USDA-Tag) approved ear tags and/or tattoos checked before unloading (registration papers and ear tags/tattoos must correspond). Purebred registration for animals in individual classes must be in the individual exhibitor's name and show initial registration dates or transfer dates which comply with the following deadlines: Rams and Ewes 1 year and over - January 1, 2020; Lambs - **May 31, 2020.** 4-H members in the same family may combine the purebred animals, which they have shown in individual classes to form group entries.
7. **Health Papers must accompany all animals upon arrival.** All animals must meet requirements as specified in the 2020 Exhibition Livestock Health Requirements - County Fairs, and the Scrapie Eradication Program. The Superintendent or Assistant shall individually inspect all animals **PRIOR** to unloading. All blankets, coats, sweaters, etc. shall be removed from the animals before inspection. Animals penned before such inspection shall be automatically disqualified. **Any FINAL health decisions will be made by the McHenry County Fair Veterinarian.**
8. All Market Lambs will be weighed and ear tagged by the weigh master at the fair scale on Tuesday, August 4, 2020 between 4-8pm. All wether lambs will be palpated for testicular tissue at the time they are weighed. Any evidence of testicular tissue shall cause the wether lamb to be disqualified from the auction. Lambs will be divided into appropriate weight classes for showing. Lambs, which have the paint brands, sheared or washed off or otherwise made illegible shall be disqualified.
9. Market Lambs must have been born on or after January 1, 2020.
10. All market lambs (wethers and ewes) must be slick shorn (show ring ready) before weigh-in so that show lamb fungus can be identified.
11. All wool areas on a sheep shall be dry to the touch when the animal is brought into the show ring. Wet sheep will be disqualified.
12. Market animals may not be shown in breeding classes and breeding animals may not be shown in market classes. Ram lambs may not be shown in market classes.

13. **No icing** (ie. Nothing cold to the touch, soaked in water, or to spray any alcohol based products or water 3 hours prior to the lamb showing), toweling, or painting of breeding or market animals is allowed. Animals showing signs of stress due to unusual handling methods or symptoms of health distress from possible use of drugs, or steroids, will be disqualified. Breeding or market animals whose physical structure has been altered (*removal of ribs, etc.*) in any way (*except castration*) shall be disqualified. The Superintendent may order blood and/or urine tests on any or all animals brought onto the McHenry County Fair Grounds. The McHenry County Fair Board shall choose the veterinarian.
14. **No washing** will be allowed 3 hours prior to the show start time. Any violation to this rule will result in disqualification.
15. The judge may verify the age/maturity of a sheep by examining the teeth. Inappropriate physiological maturity may cause an animal to be disqualified.
16. The Fair reserves the right to assign the location and the number of pens subject to available space. **Prior to the close of entries, exhibitors participating in the U.S.D.A. Scrapie Flock Certification Program must contact the Superintendent so pens may be assigned which meet Scrapie standards.** All sheep entered in the shows must be housed in assigned sheep pens for the duration of the Fair. Sheep may be exercised inside of the sheep barn between 6am and 8pm (*except during shows*) at the discretion of the Superintendent.
17. All sheep must be bedded on straw or wood shavings.
18. All exhibitors are expected to keep a clean, clear walkway, and appearance in their respective areas. All exhibitors must clear pens and stalls of all waste materials prior to leaving the grounds at the conclusion of the Fair.
19. All exhibitors must have a signed release from the Superintendent before removing animals from Fairgrounds, for medical reasons only.
20. Exhibitors may enter a maximum of 2 entries per class, except Pen Pair, and Flock Classes in which exhibitors are allowed only 1 entry. **(Exhibitor may enter a maximum of two (2) market animals.)**
21. Both lambs in the Pair of Market Lambs class must be owned by the same exhibitor.
22. Lambs must weigh the following; 90 lbs. for white face and 100 lbs. for black face. Lambs not making the minimum weight will not be eligible for championship or auction. Maximum weight of lambs is 175 lbs.
23. All lambs are required to reach a minimum average daily gain (ADG). For all white-faced breeds, the lamb must gain a minimum of .25 pounds per day. A black-faced or crossbred lamb must gain a minimum of .40 pounds per day. ADG is determined from tattooing (*see #2*) and August 4, 2020. Lambs that gain less than the required ADG are not eligible to be shown for any neither championships nor eligible for Auction. Market lambs entered in the Rate-Of-Gain class will be awarded accordingly:
  - a. White-faced lambs exceeding 0.50ADG=Blue; exceeding 0.25ADG=Red; less than 0.25ADG=White
  - b. Black-faced or crossbred lambs exceeding 0.75ADG=Blue; exceeding 0.40ADG=Red; less than 0.40ADG=White
24. All 4-H exhibitors showing animals including **dairy cattle, beef cattle, swine, sheep, and goats** will be required to certify in the **YQCA or Youth for the Quality and Care of Animals** program each year starting for the 2020 show season. Attend either a face-to-face class (pre-registration required) or certify online via the website: <http://yqca.org>. All 4-H members exhibiting these animals must complete the YQCA Certification and be verified by 4-H Extension office by **June 14, 2020**. Members should keep a copy of the YQCA certification with them during the county fair.
25. Members must keep water containers full at all times along with proper feeding of animal.
26. Exhibitors should adhere to the following dress code when entering the show ring: Members should wear a collared and sleeved shirt or a 4-H club t-shirt, and leather shoes. No sandals or open toed shoes are allowed.
27. While exhibiting on the McHenry County Fairgrounds, if animals are in need of additional nutritional supplements or medical attention, the owner of the animal must:
  1. Let the barn superintendent know immediately.
  2. Have the Fair Veterinarian fill out and sign off on the Veterinarian Treatment Form.
28. Any forced substance used on a breeding stock or market animal while on fairground property, must be approved and/or administered by the Fair Veterinarian and appropriate superintendent. **NO EXCEPTIONS!**
29. Any unmanageable livestock exhibit may be subject to loss of ribbons, premiums and/or 4-H auction entry to be determined judge, superintendent and/or Extension staff of the show.

#### **CLASS DEFINITIONS**

##### **Shropshire, Oxford, South Down and Cheviots**

- Senior: Born September 1, 2019 to February 15, 2020
- Junior: Born after February 15, 2020

##### **Corriedale, Droper, Suffolk, Dorset, Hampshire, AOB**

- Senior: Born September 1, 2019 – December 31, 2019
- Junior: Born after January 1, 2020

**Yearling Ewe or Ram:** 1 year old and under 2 years old

**Pair of Ewe Lambs:** 2 ewe lambs, no wethers

**Pair of Yearling Ewes** 2 yearling ewes, no rams

**Flock:** 1 ram yearling or lamb of any age, 1 yearling ewe, 1 ewe lamb.

**Market Animals** Market Animals (Ewe or Wether born after Jan 1, 2020).

<b>CLASSES:</b>	<b>A</b>	<b>B</b>	<b>C</b>	<b>D</b>	<b>E</b>	<b>F</b>	<b>G</b>	<b>H</b>
<b>REGISTERED BREEDING</b>	<b>Corriedale</b>	<b>Dorset</b>	<b>Suffolk</b>	<b>South Down</b>	<b>Shropshire</b>	<b>Dorper</b>	<b>AOB (Meat)</b>	<b>AOB (Wool)</b>
Yearling Ram								
Senior Ram Lamb								
Junior Ram Lamb								
Pair of Ram Lambs								
Yearling Ewe								
Pair of Yearling Ewes								
Senior Ewe Lamb								
Junior Ewe Lamb								
Pair of Ewe Lambs								
Mixed Pair of Lambs								
Pen of 3 lambs								
Mixed Pair of Yearlings								
Flock								

<b>COMMERCIAL BREEDING</b>	<b>Wether, Sire, Dam</b>
Yearling Ram	
Ram Lamb	
Yearling Ewe	
Pair of Yearling Ewes	
Ewe Lamb	
Pair of Ewe Lambs	
Mix Pair of Lambs	
Mixed Pair of Yearlings	
Flock	

<b>MARKET ANIMALS</b>	<b>Single Market Lamb</b>	<b>Pair of Market Lambs</b>	<b>Rate of Gain</b>	<b>Carcass</b>
Market Animals				

**SHOWMANSHIP**

Livestock showmanship classes are open to 4-H exhibitors whose animal is part of their 4-H project and entered in at least 1 other class in respective divisions, provided they: 1) Meet the specified 4-H age group requirement, and 2) have not previously won the showmanship title for that age group. Advance entries are not required. Premiums will not be paid for showmanship classes. Age

on the day of show will determine what class you are in. See superintendent for previous winners.  
All exhibitors must show their own animal. The animal must be exhibited in its respective class by its owner.

Ages 8-11

Ages 12-14

Ages 15-19

### **AWARDS**

Champion Ewe of each breed	Rosette
Grand Champion Ewe over all breeds	Plaque and Rosette
Reserve Grand Champion Ewe over all breeds	Plaque and Rosette
Champion Ram of each breed	Rosette
Grand Champion Ram over all breeds	Plaque and Rosette
Reserve Grand Champion Ram over all breeds	Plaque and Rosette
Grand Champion Market Lamb	Plaque and Rosette
Reserve Grand Champion Market Lamb	Plaque and Rosette
Grand Champion Pair of Market Lambs	Plaque and Rosette
Reserve Grand Champion Pair of Market Lambs	Plaque and Rosette
Grand Champion Rate of Gain Market Lamb	Plaque and Rosette
Grand Champion Caracas	Plaque and Rosette
Reserve Grand Champion Caracas	Rosette
Junior Sheep Showman	Award and Rosette
Intermediate Sheep Showman	Award and Rosette
Senior Sheep Showman	Award and Rosette



# SHEEP CARCASS SHOWS

**PRE SHOW: Thursday, July 30, 2020 at 5pm Sheep Show Ring, Fairgrounds, Woodstock**  
**SHOW: August 1, 2020 at 9am at Pinn Oak Farms, N5784 Johnson Road, Delevan, WI 53115**

## 4-H OVERALL LIVESTOCK SUPERINTENDENT:

Jennifer Wittum .....815-739-6566 or steergirl7@hotmail.com

## SUPERINTENDENTS:

Tom Linneman ..... 815/790-6441

## ASST. SUPERINTENDENTS:

Donna Douglas ..... 815/337-0598

Jamie Nicolai ..... 815/873-8538

All lambs will be weighed at the time of the show.

Carcass lambs must weigh min of 110 lbs and max of 175 lbs.

1. All exhibitors must comply with the 2020 McHenry County 4-H Show Regulations as stated in front of the 4-H Fair Book.
2. All market lambs must have been tattooed by McHenry County Extension or designated superintendent the McHenry County Extension of University of Illinois ~~before May 15, 2020. TBD due to COVID-19~~
3. **Health Papers must accompany all animals upon arrival.** All animals must meet requirements as specified in the 2020 Exhibition Livestock Health Requirements - County Fairs, and the Scrapie Eradication Program. The Superintendent or Assistant shall individually inspect all animals **PRIOR** to unloading. All blankets, coats, sweaters, etc. shall be removed from the animals before inspection. Animals penned before such inspection shall be automatically disqualified. **Any FINAL health decisions will be made by the McHenry County Fair Veterinarian.**
4. Market Lambs must have been born on or after January 1, 2020.
5. All market lambs (wethers and ewes) must be slick shorn (show ring ready) before weigh-in so that show lamb fungus can be identified.
6. **No** icing (ie. Nothing cold to the touch, soaked in water, or to spray any alcohol based products or water 3 hours prior to the lamb showing), toweling, or painting of breeding or market animals is allowed. Animals showing signs of stress due to unusual handling methods or symptoms of health distress from possible use of drugs, or steroids, will be disqualified. Breeding or market animals whose physical structure has been altered (*removal of ribs, etc.*) in any way (*except castration*) shall be disqualified. The Superintendent may order blood and/or urine tests on any or all animals brought onto the McHenry County Fair Grounds. The McHenry County Fair Board shall choose the veterinarian.
7. The superintendent may verify the age/maturity of a sheep by examining the teeth. Inappropriate physiological maturity may cause an animal to be disqualified.
8. All lambs are required to reach a minimum average daily gain (ADG). For all white-faced breeds, the lamb must gain a minimum of .25 pounds per day. A black-faced or crossbred lamb must gain a minimum of .40 pounds per day. ADG is determined from tattooing (*see #2*) and August 1, 2020. Lambs that gain less than the required ADG are not eligible to be shown for any neither championships nor eligible for Auction. Market lambs entered in the Rate-Of-Gain class will be awarded accordingly:
  - c. White-faced lambs exceeding 0.50ADG=Blue; exceeding 0.25ADG=Red; less than 0.25ADG=White
  - d. Black-faced or crossbred lambs exceeding 0.75ADG=Blue; exceeding 0.40ADG=Red; less than 0.40ADG=White
9. All 4-H exhibitors showing animals including dairy cattle, beef cattle, swine, sheep, and goats will be required to certify in the **YQCA or Youth for the Quality and Care of Animals** program each year starting for the 2020 show season. Attend either a face-to-face class (pre-registration required) or certify online via the website: <http://yqca.org>. All 4-H members exhibiting these animals must complete the YQCA Certification and be verified by 4-H Extension office by **June 14, 2020**. Members should keep a copy of the YQCA certification with them during the county fair.
10. Exhibitors should adhere to the following dress code when entering the show ring: Members should wear a collared and sleeved shirt or a 4-H club t-shirt, and leather shoes. No sandals or open toed shoes are allowed.
11. All carcass animals can be purchased by the exhibitor or sold to Pinn Oak Ridge Farms for market price payable to the exhibitor.
12. While exhibiting on the McHenry County Fairgrounds, if animals are in need of additional nutritional supplements or medical attention, the owner of the animal must:
  1. Let the barn superintendent know immediately.
  2. Have the Fair Veterinarian fill out and sign off on the Veterinarian Treatment Form.

Any forced substance used on a breeding stock or market animal while on fairground property, must be approved and/or administered by the Fair Veterinarian and appropriate superintendent. **NO EXCEPTIONS!**

## AWARDS

Grand Champion Caracas

Plaque and Rosette

Reserve Grand Champion Caracas

Rosette

# Lamb Carcass Evaluation

Bernie O'Rourke, Ron Russell, and Dennis Buege  
UW-Madison, Department of Animal Sciences

This fact sheet provides information about lamb carcass data. It describes how the measurements are made, gives industry ranges, explains lamb grades, and describes lamb carcass ranking procedures.

## I. Yield Grades and Carcass Measurements

USDA yield grades (1, 2, 3, 4, 5) categorize carcasses into groups according to expected yield of trimmed, retail cuts. Yield grade 1 has the highest expected yield, and 5 the lowest.

**Backfat thickness** is the only factor used in the assignment of yield grades. A 0.1 inch difference in backfat equates to a change of 1 full yield grade. Diagram 1 illustrates the location of the backfat measurement over the center of the ribeye, between the 12th and 13th ribs. Fat thickness may be adjusted up or down to account for unusual fat distribution at the point of measurement. Backfat on carcasses usually ranges from 0.1 to 0.5 inches.

Table 1 describes the assignment of yield grades based upon backfat ranges, the average yield of semi-boneless cuts for each yield grade, and the distribution of yield grades for carcasses graded in 2004.

Table 1. Lamb Carcass Yield Grade Information.

Yield Grade	Backfat Range	Average Estimated % Semi-Boneless	Yield Grade Distribution USDA-2004
1	0.15 inch and less	50.3	4.5%
2	0.16 to 0.25 inch	49.0	35.1%
3	0.26 to 0.35 inch	47.7	46.1%
4	0.36 to 0.45 inch	46.4	11.9%
5	0.46 inch and greater	45.1	2.4%

USDA lamb yield grades can be calculated from the formula:  $Y.G. = (\text{backfat thickness} \times 10) + 0.4$

**Body Wall Thickness** is a measurement across the lean, bone and fat of the lower rib, five inches from the midline of the carcass (Diagram 1). This area accumulates excess fat in some animals and is an indicator of expected trimmed cut yield from the carcass. Body wall thickness usually ranges from 0.5 to 1.2 inches.

**Ribeye area (REA)** is an objective measure of muscling in lambs, and is measured in square inches between the 12th and 13th ribs. REA measurements reflect differences in the proportion of muscle-to-bone within the carcass, and usually range from 1.5 to 4.0 square inches. REA is affected by the weight and muscularity of the live animal.

**Leg scores** (Diagram 2) are used to subjectively evaluate muscling. Variations in leg score do not affect yield grade, but contribute to the attractiveness and lean yield of the leg of lamb. Leg scores usually range from 15 ("high Prime") to 9 ("high Good"). A leg score of 12 is considered typical of "average" leg muscling (slightly thick muscling).

Diagram 1

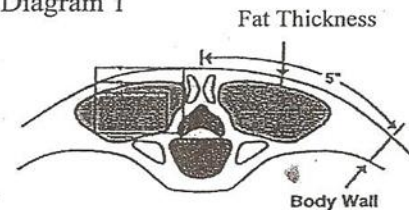
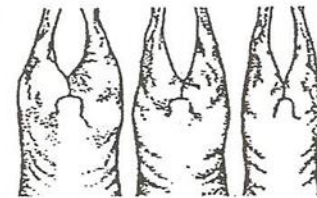


Diagram 2



Leg scores of 14, 12 and 10

## II. Quality Grades

USDA Quality grades (Prime, Choice, Good, Utility, Cull) categorize carcasses into groups according to expected eating quality of lamb cuts. Factors considered in assigning lamb quality grades are maturity, flank streaking and conformation. Maturity groups are lamb, yearling mutton, and mutton. Lambs are generally less than 14 months old and considerably more valuable than yearling mutton or mutton. Maturity group is determined by examining break joints (front legs), lean color, rib bone color, and rib bone shape.

**Flank streaking** is the quantity of fat deposited within and upon the inside flank muscles. This serves as an estimation of lean quality since lamb carcasses have not been traditionally ribbed to expose marbling in the ribeye.

**Conformation** refers to the muscular development of the carcass and is largely determined by leg score. Although conformation (carcass shape) does not directly affect the eating quality of the lean, it can affect the appearance and acceptability of cuts from the carcass.

2004 USDA lamb carcass grading statistics reported that 6% of carcasses graded Prime, and 94% graded Choice. USDA reported values of 0.0% for the Good, Utility and Cull grades. Therefore virtually all carcasses fall into the equally acceptable top two grades. Carcasses have to be very underfinished and/or very poorly muscled to fall into the lower three grades. USDA lamb carcass grading is a voluntary action, chosen and paid for by the packer if its customers demand it. Carcasses designated for grading must have both the quality and yield grade applied.

### III. Lamb Carcass Index

A lamb carcass index was developed to aid in ranking carcasses based upon overall desirability. The index is calculated from yield grade, ribeye area per carcass weight, body wall thickness and leg score (see Table 2). Top ranking carcasses must grade at least low choice and have a uniform minimum fat cover of 0.15 inch.

Table 2. Lamb Carcass Index

YG	Base Index	Carcass Weight	REA	Body Wall Thickness	Leg Score
2.0	80	<50 lbs.	2.2 sq. in.	Base = 0.8 in.	Base = 12 leg score
2.2	79	51-55	2.3		
2.4	78	56-60	2.4	(+ 0.1 in. = - 2 units)	(+1 leg score = +1 unit)
2.6	77	61-65	2.5	(- 0.1 in. = + 2 units)	(-1 leg score = -1 unit)
2.8	76	66-70	2.6		
3.0	75	71-75	2.7		
etc.	etc.	(+ 0.1 sq. in. = + 1 Index Unit) (- 0.1 sq. in. = - 1 Index Unit)			

### IV. Percent Boneless Closely Trimmed Retail Cuts (% BCTRC)

This is an estimate of the yield of boneless, trimmed product from a lamb carcass. Carcasses normally range from 43 to 50% BCTRC. This estimate can be used to help rank carcasses. It is calculated from carcass weight, backfat thickness, body wall thickness, and ribeye area, by making adjustments from a starting "base" carcass (see Table 3).

Table 3. Lamb Carcass % BCTRC

Base Carcass	Carcass Weight	Fat Thickness	Body Wall Thickness	Loin Muscle Area
47% BCTRC	60#	0.2 in.	0.8 in.	2.4 sq. in.
	+ 10# = - 1%	+ 0.1 in. = - 0.5%	+ 0.1 in. = - 0.4%	+ 0.1 sq. in. = + 0.3%
	- 10# = +1%	- 0.1 in. = + 0.5%	- 0.1 in. = + 0.4%	- 0.1 sq. in. = - 0.3%

It is recommended that top placing lambs carcasses (blue group) meet these minimum criteria:

- Carcass weight: 60 pounds or higher
- Fat thickness: minimum 0.15 inch (adequate fat cover)
- Ribeye area: 2.2 square inches or more
- Leg Score: 12 or higher
- Quality Grade: Choice or Prime



# GOATS

## Dairy and Meat

4-H Show: Wednesday, August 5, 2020 at 5:00 pm

Check-in: Monday, August 3, 2020 from 2-7pm

Fairgrounds, Woodstock



### 4-H OVERALL LIVESTOCK SUPERINTENDENT:

Jennifer Wittum .....815-739-6566 or steergirl7@hotmail.com

### Superintendent:

Sam Green..... 815- 575- 4924

### Barn Supervisor:

Deb Winn..... 815- 790- 4361

### Regulations

1. All exhibitors must comply with the 2020 McHenry County 4-H Show Regulations as stated in front of the 4-H Fair Book.
2. Exhibitors may enter and exhibit 2 entries per class.
3. All goats must **check-in** at the goat barn **between 2-7 pm on Monday**.
4. ADGA show rules will apply for Dairy Goat Classes, where applicable.
5. No bucks will be shown in the 4-H Goat Show.
6. **No horned animals** will be allowed to show in the 4-H Dairy Goat Show.
7. All meat class shall be debudded
8. No animals other than goats will be allowed in the goat barn, unless restrained. Only goats to be exhibited are allowed on the grounds.
9. The Superintendents or Assistants shall individually inspect all animals **PRIOR** to unloading. Animals penned before such inspection shall be automatically disqualified. **Any FINAL health decisions will be made by the McHenry County Fair Veterinarian.**
10. All 4-H exhibitors showing animals including dairy cattle, beef cattle, swine, sheep, and goats will be required to certify in the **YQCA** or **Youth for the Quality and Care of Animals** program each year starting for the 2020 show season. Attend either a face-to-face class (pre-registration required) or certify online via the website: <http://yqca.org>. All 4-H members exhibiting these animals must complete the YQCA Certification and be verified by 4-H Extension office by **June 14, 2020**. Members should keep a copy of the YQCA certification with them during the county fair.
11. No paper bedding is allowed in the tent.
12. All animals must be entered in their age group in order to be entered in group classes.
13. Exhibitors should adhere to the following dress code when entering the show ring: Members should wear a collared and sleeved shirt or a 4-H club t-shirt, and leather shoes. No sandals or open toed shoes are allowed.
14. If unable to show your dairy goat you can assign another 4-H member age 8-18 to show, but must be approved by superintendent before show.
15. While exhibiting on the McHenry County Fairgrounds, if animals are in need of additional nutritional supplements or medical attention, the owner of the animal must:
  1. Let the barn superintendent know immediately.
  2. Have the Fair Veterinarian fill out and sign off on the Veterinarian Treatment Form.Any forced substance used on a breeding stock or market animal while on fairground property, must be approved and/or administered by the Fair Veterinarian and appropriate superintendent. **NO EXCEPTIONS!**
16. Any unmanageable livestock exhibit may be subject to loss of ribbons, premiums and/or 4-H auction entry to be determined by judge, superintendent and/or Extension staff of the show.

### Premiums

Premiums will be distributed on the basis of Blue award being valued at 4x, Red award valued at 2x and White awards valued at 1x.

<b>DAIRY GOAT CLASSES</b>	<b>Alpine</b>	<b>Toggenburg</b>	<b>Oberhasli</b>	<b>*A.O.B</b>	<b>Saanen</b>	<b>Nigerian Dwarf</b>	<b>Recorded Grades</b>
<b>Junior Kid</b> born 4/1/20 or later							
<b>Senior Kid</b> born 1/1/20 to 3/31/20							
<b>Dry Yearling</b> born 8/05/18 to 12/31/19							
<b>Milker under 2 years</b> born 8/05/18 or later							
<b>Milker 2 years and under 3 years</b> born 8/05/17 to 8/04/18							
<b>Milker 3 years and under 5 years</b> born 8/05/15 to 7/1/17							
<b>Milker 5 years and older</b> born 8/04/15 or earlier							
<b>Get of Sire</b> 3 offspring of any age from 1 sire, owned by same exhibitor							
<b>Dam and Daughter</b> any age, owned by same exhibitor							
<b>Produce of Dam</b> 2 offspring of any age from 1 dam, owned by same exhibitor							
<b>Exhibitors Herd</b> 4 animals, 2 in milk, owned by same exhibitor							

**\*A.O.B: Sable, LaMancha, Pygmy**

<b>BOER BREEDING STOCK</b>	
<b>Doe Kid</b> On or after 8/05/19	
<b>Doe</b> born 8/05/18 or before	

<b>MEAT CLASS</b>	
<b>*Dairy Wether</b> born 1/1/20 or later	
<b>Boer/Boer Cross Class (Any Gender)</b> born 1/1/20 or later	

**\* Dairy Wether can be Alpine, Nubian, Oberhasli, Toggenburg, La Mancha, Saanen, Sable, Nigerian Dwarf, Pygmy, Grade or any cross except Boer.**

## **SHOWMANSHIP**

Livestock showmanship classes are open to 4-H exhibitors whose animal is part of their 4-H project and entered in at least 1 other class in respective divisions, provided they: 1) Meet the specified 4-H age group requirement, and 2) have not previously won the showmanship title for that age group. Advance entries are not required. Premiums will not be paid for showmanship classes. Age on the day of show will determine what class you are in. See superintendent for previous winners.

All exhibitors must show their own animal. The animal must be exhibited in its respective class by its owner.

Ages 8-11 (no premiums paid for this class)

Ages 12-14 (no premiums paid for this class)

Ages 15-19 (no premiums paid for this class)

## **AWARDS**

Grand Champion Dairy Goat	Plaque and Rosette
Reserve Grand Champion Dairy Goat	Plaque and Rosette
Champion and Res. Dairy Champion in each breed	Rosette
Champion Dairy Wether	Plaque and Rosette
Reserve Champion Dairy Wether	Rosette
Champion Boer	Plaque and Rosette
Reserve Champion Boer	Rosette
Junior Dairy Goat Showman	Award and Rosette
Intermediate Dairy Goat Showman	Award and Rosette
Senior Dairy Goat Showman	Award and Rosette

# BEEF

**SHOW: Thursday, August 6, 2020 at 9:00 am**  
**Check-in: MONDAY, August 3, 2020 from NOON -7pm**  
**Hansen Pavilion, Fairgrounds, Woodstock**



## 4-H OVERALL LIVESTOCK SUPERINTENDENT:

Jennifer Wittum .....815-739-6566 or steergirl7@hotmail.com

## Superintendents:

Jennifer Wittum .....815-739-6566 or steergirl7@hotmail.com

Royce Madula .....847-366-1690

## Beef Committee:

Ben Jacobs ..... 815-678-4427

Matt Wittum ..... 815-482-8475

Philip Tonyan .....815-482-5792

Frank Kearns .....847-833-2609

## Regulations

1. All exhibitors must comply with the 2020 McHenry County 4-H Show Regulations as stated in front of the 4-H Fair Book.
2. Exhibitors may enter and exhibit any number in the Beef Division except in the Market Classes. An exhibitor may not show more than 4 market animals. A market heifer may not be shown as breeding stock.
3. All market animals must have been tattooed and weighted by the Beef Committee in cooperation with McHenry County Extension office by February 15, 2020.
4. Beef animals may begin arriving at **NOON until 7pm on Monday**. All exhibits must be **checked-in no later than 7pm**.
5. All **market animals** must be **weighed at the scale between 3 and 7 pm, Monday**. All animals will be divided into appropriate weigh classes for showing. Tattoos will be checked.
6. January 1, 2019 is the base birth-date for all steers and market heifers. Superintendents reserve the right to check the age of exhibited animals.
7. **Any FINAL health decisions will be made by the McHenry County Fair Veterinarian.**
8. All animals being shown as purebreds in the breed classes must be accompanied by registration papers showing transfer dates which comply with the following deadlines: Heifers and Calves - May 31, 2020; Cows-January 1, 2019
9. 4-H member must be the owner of steers or market heifers exhibited at the fair by January 1 of the current year.
10. Purebred Registrations must be solely in exhibitor's name, **including steers**. Registration must be presented to the superintendent on **Monday**. Steer papers must be presented at the time of weigh-in.
11. All cattle must be double tied with halter and neck ropes.
12. Exhibitors should adhere to the following dress code when entering the show ring: Members should wear a collared and sleeved shirt or a 4-H club t-shirt, and leather shoes. No sandals or open toed shoes are allowed.
13. In order to guard the health of all livestock at the fair, water tanks will not be permitted. All cattle must be watered from individual bucket. All pens and exhibits must be clean and in order at all times. Animal subject to expulsion.
14. All 4-H exhibitors showing animals including dairy cattle, beef cattle, swine, sheep, and goats will be required to certify in the **YQCA or Youth for the Quality and Care of Animals** program each year starting for the 2020 show season. Attend either a face-to-face class (pre-registration required) or certify online via the website: <http://yqca.org>. All 4-H members exhibiting these animals must complete the YQCA Certification and be verified by 4-H Extension office by **June 14, 2020**. Members should keep a copy of the YQCA certification with them during the county fair.
15. Any animal winning it's respecting class that is not eligible for auction will not be allowed to show for Champion.
16. Hanging fans only will be used in the barn.
17. All award winners are expected to attend the 4-H Award Night ceremony to receive their awards.
18. The use of false tail heads is prohibited. The addition of hair, hemp, or any similar substance to any point of an animal is prohibited.
19. Cattle can be tied out after 8:00pm. Cattle must be removed from tie outs by 8:00am daily.
20. Exhibitors are responsible for providing gates and bedding.
21. **ALL market animals must gain a minimum of 2.0 lbs. per day and be a minimum of 1,000 lbs. to sell in the auction. Please see Auction Rules and Regulations page in the fair book for more information on market animals.**
22. While exhibiting on the McHenry County Fairgrounds, if animals are in need of additional nutritional supplements or medical attention, the owner of the animal must:
  - a. Let the barn superintendent know immediately.
  - b. Have the Fair Veterinarian fill out and sign off on the Veterinarian Treatment Form.
  - c. Any forced substance used on a breeding stock or market animal while on fairground property, must be approved and/or administered by the Fair Veterinarian and appropriate superintendent. **NO EXCEPTIONS!**



23. Any unmanageable livestock exhibit may be subject to loss of ribbons, premiums and/or 4-H auction entry to be determined by judge, superintendent and/or Extension staff of the show.

### **Rate of Gain Class**

1. Exhibitors entering a market animal need to register for **rate of gain class** on fair entry form.
2. 4-H market animals, weighed and tattooed in February by the Beef Committee and University of Illinois Extension are eligible to compete in the rate-of-gain class.
3. All animals will have their ear tag and tattoo numbers checked at the time of unloading and be re-weighed at the fair between **3:00 – 7:00 pm on Monday** prior to the fair opening.
4. The rate-of-gain will be computed to the nearest hundredth of a pound by dividing the number of days on feed from the date of the February weigh-in until the August weigh-in by the total pounds gained. One point will be assigned for each one hundredth of a pound gain. After the total points have been determined for each entry, entries will receive a Blue award for 230 or more total points, a Red award for 185-229 total points, or a White award for 185 or less total points.
5. The winner will be announced during the selection of the Grand Champion Steer.

### **Carcass Steer Class**

**A \$15.00 fee is due ONLINE or postmarked by June 15th**

The Carcass Steer Class is being offered as an opportunity to expand the learning process of the beef exhibits. There will be no on site/live carcass show.

1. Steers that are entered in any of the market classes may enroll in the carcass class.
2. Entry to the carcass class is required with fair entry by June 14.
3. All steers entered must have been tattooed and record with the McHenry county Extension office in order to enter.
4. **A \$15.00 scanning fee per animal to be paid/postmarked by June 15, 2020 with fair entry. Please make checks payable to University of Illinois Extension. Any unpaid entries will be charged \$20.00 on the day of scanning.**
5. The exhibitor along with the leader or parent must be present during the scanning of the animal, as this is a learning experience for the 4-H members. Any harassment of the person scanning the steer will result in disqualification of the 4-H member.
6. Scanning will take place on **Monday of fair week from 3:00pm – 7:00pm near the livestock scale.**
7. Winners will be announced Thursday during the selection of the Grand Champion Steer.
8. The top scan animals will be assigned points and those points will determine placing.
9. Blue, Red, and White ribbons will be awarded in the Carcass Show.

**Premiums:** Premiums will be distributed on the basis of Blue award being valued at 4x, a Red award at 3x, and White award at 1x.

- **British Breeds-Angus, Herefords, Shorthorns, Belted Galloways and all other British Breeds.**
- **Exotic Breeds – Charolais, Chianina, Limousin, Maine Anjou, Simmental, and All Other Breeds.**
- **Commercial – All animals that do not have pure bred papers from breed association.**

<b>BREEDING STOCK:</b>	<b>Angus</b>	<b>Hereford</b>	<b>Short horn</b>	<b>AOB</b>	<b>Commercial</b>
<b>Junior Bull Calf</b> Born 1/1/20 to 5/31/20					
<b>Senior Yearling Heifer</b> Born 9/1/18 to 12/31/18					
<b>Junior Yearling Heifer</b> Born 1/1/19 to 4/30/19					
<b>Summer Yearling Heifer</b> Born 5/1/19 to 8/21/19					
<b>Senior Heifer Calf</b> Born 9/1/19 to 12/31/19					
<b>Junior Heifer Calf</b> Born 1/1/20 to 5/31/20					
<b>Cow/Calf</b> Cow, born before 1/1/18, shown with calf born 1/1/20 or after					

\*Calves on cows will be shown as junior calves; all other commercial heifers will be shown as junior yearlings.

<b>MARKET CLASSES:</b>	<b>Market Heifer</b>	<b>Dairy Steer</b>	<b>Angus Steer</b>	<b>Hereford Steer</b>	<b>Shorthorn Steer</b>	<b>A.O.B Steer</b>	<b>Crossbred Steer</b>	<b>CARCASS</b>	<b>Rate of Gain</b>
<b>Market Animals</b>									

**SHOWMANSHIP**

Livestock showmanship classes are open to 4-H exhibitors whose animal is part of their 4-H project and entered in at least 1 other class in respective divisions, provided they: 1) Meet the specified 4-H age group requirement, and 2) have not previously won the showmanship title for that age group. Advance entries are not required. Premiums will not be paid for showmanship classes. Age on the day of show will determine what class you are in. See superintendent for previous winners.

All exhibitors must show their own animal. The animal must be exhibited in its respective class by its owner.

Ages 8-11

Ages 12-14

Ages 15-19

**Club Exhibit (Non-Premium Class)**

3 steers from one 4-H club owned by at least 2 exhibitors.

**Awards**

Champion Bull Calf of each Breed	Rosette
Champion Female of each Breed	Rosette
Reserve Champion Female of each Breed	Rosette
Grand Champion Female over all Breeds	Plaque and Rosette
Reserve Champion Female over all Breeds	Plaque and Rosette
Grand Champion Market Beef	Plaque and Rosette
Reserve Champion Market Beef	Plaque and Rosette
Junior Beef Showman	Award and Rosette
Reserve Junior Beef Showman	Rosette
Intermediate Beef Showman	Award and Rosette
Reserve Intermediate Beef Showman	Rosette
Senior Beef Showman	Award and Rosette
Reserve Intermediate Beef Showman	Rosette
Top Rate of Gain	Plaque and Rosette
Champion Steer of each Breed	Rosette
Reserve Champion Steer of each Breed	Rosette
Carcass Beef Champion	Plaque and Rosette
Carcass Beef Reserve Champion	Plaque and Rosette

# SWINE

**SHOW: Thursday, August 6, 2020 at 8:00 am**  
**Check-in: TUESDAY, August 4 between 10:00 am and 7:00 pm**  
**Swine Barn, Fairgrounds, Woodstock**



## 4-H OVERALL LIVESTOCK SUPERINTENDENT:

Jennifer Wittum .....815-739-6566 or steergirl7@hotmail.com

## SUPERINTENDENT

John Henning.....815-405-2299

## Clerks:

John Henning .....815-405-2299

Joe Henning .....815-596-1363

### Regulations

1. All exhibitors must comply with the 2020 McHenry County 4-H Show Regulations as stated in front of the 4-H Fair Book.
2. Each exhibitor is limited to a double entry in the single market class and a single entry in the pair class. Hogs may be crossbreds, purebreds, grades, or hybrids.
3. All animals shall be individually inspected by the Superintendents or clerks **PRIOR** to unloading for weighing and tagging. **Any FINAL health decisions will be made by the McHenry County Fair Veterinarian.**
4. A pair of market swine may consist of any combination of barrows and gilts.
5. The Swine Show will be judged as a market show.
6. The Superintendent will determine classes according to weight for single and market hogs and pairs.
7. **A minimum weight of 235 pounds and maximum weight of 300 pounds** for all hogs selling in the 4-H Livestock Auction has been established by the auction committee. All animals showing in the 4-H Swine Show should fall within that weight range.
8. The first place market barrow, market gilt, and pair of market hogs in each weight class will drive for Champion. However, any entry winning its respective weight class that is not eligible for the auction will not be allowed to show for Champion.
9. The Champion Barrow and Champion Market Gilt will show for Grand Champion Market Hog.
10. Each exhibitor is limited to a maximum of 2 pigs to be penned in the swine barn unless approved by Superintendent.
11. All 4-H exhibitors showing animals including dairy cattle, beef cattle, swine, sheep, and goats will be required to certify in the **YQCA or Youth for the Quality and Care of Animals** program each year starting for the 2020 show season. Attend either a face-to-face class (pre-registration required) or certify online via the website: <http://yqca.org>. All 4-H members exhibiting these animals must complete the YQCA Certification and be verified by 4-H Extension office by **June 14, 2020**. Members should keep a copy of the YQCA certification with them during the county fair.
12. All swine shall be accompanied by a Certificate of Veterinary Inspection (CVI) which shows that the animal meets all health requirements for the State of Illinois. CVI's shall be made available to Bureau of Animal Health Personnel on request.
  - a. Brucellosis - Brucellosis testing is not required for Illinois swine.
  - b. Pseudorabies - Pseudorabies testing is not required for Illinois swine.
13. Exhibitor must comply with general eligibility rules of the Fair.
14. Only wood shavings will be allowed for bedding.
15. No re-weighs will be allowed.
16. The Swine Committee will do random checks after June 1. If the Swine are not on the designated farm, the 4-H member will not be allowed to show in the 4-H Fair.
17. All animals must be delivered to the swine barn between **10:00 am and 7:00 pm Tuesday**. PLEASE USE DESIGNATED ENTRY & EXIT ROUTE AFTER 12PM AS THE FAIR GOUNDS WILL BE OPEN TO THE PUBLIC.
18. Exhibitors should adhere to the following dress code when entering the show ring: Members should wear a collared and sleeved shirt or a 4-H club t-shirt, and leather shoes. No sandals or open toed shoes are allowed.
19. While exhibiting on the McHenry County Fairgrounds, if animals are in need of additional nutritional supplements or medical attention, the owner of the animal must:
  - a. Let the barn superintendent know immediately.
  - b. Have the Fair Veterinarian fill out and sign off on the **Veterinarian Treatment Form**.
20. Any forced substance used on a breeding stock or market animal while on fairground property, must be approved and/or administered by the Fair Veterinarian and appropriate superintendent. **NO EXCEPTIONS!**
21. Superintendent reserves the right to refuse animal load out on Sunday.
22. Superintendent has the right to refuse transfer of any animal under 235 lbs. to market.

# Carcass Swine Class

Scanning Date: Wednesday, August 5, 2020 at 7:00 am

**Regulations:**

1. All exhibitors must comply with the 2020 McHenry County 4-H Show Regulations as stated in front of the 4-H Fair Book.
2. Each 4-H exhibitor may enter two market animals in the carcass contest weighing between **245-300 pounds**.
3. **A \$5.00 scanning fee** per animal will be collected **Wednesday, August 5, 2020 at 7:00am** at the weigh in area in the swine barn.
4. Animals must have a minimum of .50 inches of back fat.
5. Top ten animals based on percent lean will compete in a live show on **Thursday, August 6, 2020**.
6. Scoring will be as follows: 1 point for first place, 2 points for second, 3 points for third, etc. down to tenth place. Both carcass and live placing scores will be added together, with low score being first. In the event of a tie, the best placing on percent lean will be placed higher.
7. Placing will be determined by University of Illinois Carcass program.
  - a. Blue award-58% lean or higher
  - b. Red award-55-57% lean
  - c. White award-54.99% and lower lean
8. Champion and Reserve of the carcass show will sell in the Sale of Champions in the auction.
9. Rules on entry form will take precedent over the above stated rules.

**Premiums**

Premiums will be distributed on a basis of Blue awards being valued at 4x, Red award valued at 2x, and White awards valued at 1x.

Market Classes	Single Market Hog	Second Market Hog	Pair of Market Hogs	Single Carcass Animal	Second Carcass Animal
<b>Market Animals</b>					

**SHOWMANSHIP**

Livestock showmanship classes are open to 4-H exhibitors whose animal is part of their 4-H project and entered in at least 1 other class in respective divisions, provided they: 1) Meet the specified 4-H age group requirement, and 2) have not previously won the showmanship title for that age group. Advance entries are not required. Premiums will not be paid for showmanship classes. Age on the day of show will determine what class you are in. See superintendent for previous winners.

All exhibitors must show their own animal. The animal must be exhibited in its respective class by its owner.

- Ages 8-11 (no premiums paid for this class)
- Ages 12-14 (no premiums paid for this class)
- Ages 15-19 (no premiums paid for this class)

**Awards**

Champion Barrow	Plaque and Rosette
Reserve Champion Barrow	Plaque and Rosette
Champion Gilt	Plaque and Rosette
Reserve Champion Barrow	Plaque and Rosette
Champion Pair of Market Hogs	Plaque and Rosette
Reserve Champion Pair of Market Hogs	Plaque and Rosette
Grand Champion Market Hog	Plaque and Rosette
Reserve Grand Champion Market Hog	Plaque and Rosette
Champion Carcass	Plaque and Rosette
Reserve Carcass	Plaque and Rosette
Junior Swine Showman	Award and Rosette
Intermediate Swine Showman	Award and Rosette
Senior Swine Showman	Award and Rosette

# HORSES & PONIES 4-H Regulations

SHOW: Friday, August 7, 2020 at 8:30 a.m.  
HORSE ARENA, FAIRGROUNDS, WOODSTOCK



## SUPERINTENDENTS:

Chris Northup – Co-chair	815-790-3089	<a href="mailto:chrisnup@hotmail.com">chrisnup@hotmail.com</a>
Sandy Kucharski – Co-chair	815-715-2070	<a href="mailto:mwhorsesource@gmail.com">mwhorsesource@gmail.com</a>
Lisa Hamiel – MCFA superintendent	847-833-4616	<a href="mailto:imponygirl@aol.com">imponygirl@aol.com</a>
Lisa Kunzie – Horse bowl coach		<a href="mailto:lisa.kunzie13@gmail.com">lisa.kunzie13@gmail.com</a>
Lorraine Kraeplin – Horse Master contact		<a href="mailto:lorrainekraeplin@yahoo.com">lorrainekraeplin@yahoo.com</a>
June Pedersen	815-405-6424	<a href="mailto:crkjune@gmail.com">crkjune@gmail.com</a>
Sherry Johnson	815-459-9030	<a href="mailto:friskyfilly98@hotmail.com">friskyfilly98@hotmail.com</a>

## REGULATIONS

1. All exhibitors must comply with the McHenry County 4-H Show regulations as stated in the front of the 4-H Fair Book. All exhibitors & parents involved in the 4-H program are expected to conduct themselves in a positive & courteous manner. Any parent, leader, or spectator interfering with the decision of the judge will be removed from the judging area for the remainder of the day. Judges' decisions regarding the placing of class entries are final.
2. All exhibitors must have an approved green registration sheet with a picture of the horse or pony to be shown on file at the Extension office by **May 1**. Pictures of foals must be on file at the Extension office by **July 10**. **NO** substitution of horses or ponies can be made after deadline. Exhibitors may submit green sheets for up to five (5) horses or ponies.
3. The required **"Permission to Participate"** form must be signed by the project member's parent or guardian & be turned into the Extension office by **May 1**.
4. To be eligible to show an equine at the 4-H horse show at the county fair, project members must meet all 4-H and horse project requirement of attendance at **ONE week night warm-up with horse OR produce photo/video proof of horse show participation with a green sheeted horse and a show bill signed by a show manager AND at least ONE clinic**.
5. Fair enrollment of classes must be completed online in Fair Entry by **June 14, 2020**.
6. **Negative Coggins Test** conducted within last 12 months is required for all horses & ponies 12 months of age & older will be required at registration at the show.
7. **4-H/FFA Quality Assurance And Ethics certification** is available on-line and must be completed by **June 14, 2020**. **All youth MUST take QAEC (Ethics) and Horse section at least ONE time as a 4-H member.** <http://web.extension.illinois.edu/qaec/>
8. All classes are open to horses and ponies. Horses or ponies need not be purebred or registered.
9. No stallions will be allowed in any class.
10. Appropriate tack & attire are required for all classes.
11. Helmets are required **WHEN MOUNTED OR DRIVING ON THE FAIRGROUNDS**. Must meet ASTM/SEI standards.
12. 4-H members are expected to do some of the physical care & responsibility of their project animal.
13. Horse/pony must be serviceably sound or they will be excused from the ring. Potentially dangerous horses/ponies will be dismissed from the fairgrounds.
14. A 4-H member with more than 1 horse in any class will receive only 1 placing for that class.
15. A shared horse/pony may not be used more than once in any speed class.
16. The 4-H Horse Show will be governed by **"Guidelines for Junior Horse Shows"**  
[http://web.aces.uiuc.edu/vista/pdf\\_pubs/HORSGUID.PDF](http://web.aces.uiuc.edu/vista/pdf_pubs/HORSGUID.PDF)
17. Ground Judging – Also open to Horseless Horse Project members  
Interview Grading will be based on:
  - a. Grooming and Condition of horse, exhibitor and tack
  - b. Parts of the horse
  - c. Parts of the hoof, hoof care, handling
  - d. Questions from Horse Project books – (*Giddy Up and Go, Head Heart Hooves, Stable Relationships, etc.*)
18. 4-H horse and pony projects shall be judged on the basis of the member's ability to train, groom and show the animal, disregarding the individual worth of the horse/pony.
19. An animal prone to kicking must wear a red ribbon in its tail.
20. Headers/Handlers are allowed to stand at horse's head during the lineup for driving classes. Passengers over 18 are allowed.
21. Exhibitor number must be displayed on riders back.

22. All exhibitors have the responsibility of being familiar with the rules for each class.
23. Horses will be required to walk in and out of the arena. (*You may mount your horse inside the arena for speed classes.*)
24. Show management has right to revise classes or show schedules as necessary.
25. Only project members, 4-H Leaders and Horse Committee members are allowed to ride on the grounds during a 4-H event.
26. Judges and/or show committee decisions are final.
27. Costume Class – An adult may lead an entry on foot but will not be considered part of the costume. If mounted, you **MUST** wear a helmet.
28. Trail Class – May not exhibit the same horse in both trail and in-hand trail classes.
29. Speed Rules –
  1. Spurring, striking, or beating the horse in any manner whatsoever forward of the cinch will not be allowed.
  2. Equipment and attire must be Western, including a riding boot with a heel. No wire tie-downs. A button up shirt with a collar is required. Shirts may be sleeveless, short or long sleeve.
  3. The start line is marked at the eye of the timer. Painted post, cones or objects may be placed at the start line.
  4. Plug Race - may be run straight up and down or using the entire arena.
  5. Barrel Race – 5 second penalty for down barrel/per barrel; disqualification for 3 down barrels or off-course
  6. Flag Race – disqualification for dropping the flag, knocking over a barrel/ container or off-course
  7. Pole Bending – 5 second penalty for down pole/per pole: disqualification for 3 down poles or off-course.
  8. Horses must come to a complete halt before leaving the arena.

**Special Qualifications:**

**Novice Qualifications:** Novice classes are only open to **BEGINNER EXHIBITORS**. Novice exhibitors may show only in novice showmanship, novice equitation, novice horsemanship, ground judging, in-hand trail, novice English and western pleasure, costume and driving. **Novice classes are walk/trot only. No jumping classes. If entered in speed classes, exhibitor must walk/trot. Canter will be disqualified at judge's discretion.**

**Junior Horse Qualifications:** Junior horse classes are walk/trot and only open to horses ages 5 and under. The Jr. Horse English and Western Pleasure classes encourage experienced riders to work with younger horses as part of their 4-H Horse Project experience.

**No rider can participate in BOTH Novice and Advanced classes.**

## CLASS ORDER ON SHOW DAY

**Age** – As of September 1, 2019

**Premium Class** - Exhibitors will receive Blue, Red or White ribbons and be eligible for premiums.

**Non-Premium Class** – 1<sup>st</sup>-6<sup>th</sup> place ribbons in each class

**Novice Class** – walk/trot classes for exhibitors who have not shown more than 2 years in the 4-H Horse Project

**Grand Champion and Reserve Champion for Showmanship, English Equitation, Western Horsemanship**

4-H Show Bill - in order on show day		Age	Premium	Novice
1	<b>Showmanship</b>	8-11	Yes	-
2	<b>Showmanship</b>	12-14	Yes	-
3	<b>Showmanship</b>	15-19	Yes	-
4	<b>Showmanship - Grand and Reserve Champion</b> Pre-entry is not necessary. Top 2 blues from Showmanship Classes.	8-19	-	-
5	<b>Showmanship - Novice</b>	8-19	Yes	Yes
6	<b>Bareback Pleasure –</b> Riders to exhibit their horses riding bareback. English or Western. Walk/trot/canter	8-19	-	-
7	<b>English Equitation</b> English tack and apparel. A pattern may be required. If so, the pattern will be announced the day of the show.	8-11	Yes	-
8	<b>English Equitation</b> English tack and apparel. A pattern may be required. If so, the pattern will be announced the day of the show.	12-14	Yes	-
9	<b>English Equitation</b> English tack and apparel. A pattern may be required. If so, the pattern will be announced the day of the show.	15-19	Yes	-
10	<b>English Equitation - Grand and Reserve Champion</b> Pre-entry is not necessary. Top 2 blues from Equitation Classes.	8-19	-	-
11	<b>English Equitation – Novice</b> See Novice qualifications. English tack/apparel. Walk/trot class.	8-19	Yes	Yes
12	<b>English Pleasure</b> English tack/apparel. To be shown at the walk, trot, canter, reverse and halt. Judged on performance, manners, suitability as a pleasure mount.	8-13	-	-
13	<b>English Pleasure</b> English tack/apparel. To be shown at the walk, trot, canter, reverse and halt. Judged on performance, manners, suitability as a pleasure mount.	14-19	-	-
14	<b>English Pleasure - Junior Horse - horse age 5 and under</b> English tack/apparel. Experienced handler with young horse to be shown at the walk, trot, reverse and halt. Judged on performance, manners, suitability as a pleasure mount.	8-19	-	-
15	<b>English Pleasure - Novice</b> See Novice qualifications. English tack/apparel. Walk/trot class.	8-19	-	Yes
16	<b>Hunter Hack –</b> Judged over fences and on the flat with individual work over fences not to exceed 18”	8-19	-	-
17	<b>Equitation Over Fences - Beginner</b> English tack/apparel. Fences should not exceed 24”.	8-19	Yes	-
18	<b>Equitation Over Fences – Advanced</b> English tack/apparel. Fences should not exceed 2’6”.	8-19	Yes	-
19	<b>Reinsmanship Driving</b> Driver is judged on their ability to handle the animal at walk, trot, and extended trot. A simple pattern may be requested. Single-hitch only. (2 or 4 wheel)	8-19	Yes	Yes
20	<b>Pleasure Driving</b> Animal judged on ability to provide a pleasant drive at the walk, trot, and extended trot. Single hitch only. (2 or 4 wheel)	8-19		Yes
21	<b>Western Horsemanship</b> Western tack and apparel. A pattern may be required. If so, pattern will be announced the day of the show.	8-11	Yes	-
22	<b>Western Horsemanship</b> Western tack and apparel. A pattern may be required. If so, pattern will be announced the day of the show.	12-14	Yes	-
23	<b>Western Horsemanship</b> Western tack and apparel. A pattern may be required. If so, pattern will be announced the day of the show.	15-19	Yes	-
24	<b>Western Horsemanship - Grand and Reserve Champion</b> Pre-entry is not necessary. Top 2 blues from Western Horsemanship Classes. A pattern may be required. If so, the pattern will be announced the day of the show.	8-19	-	-
25	<b>Western Horsemanship – Novice</b> See Novice qualifications. Western tack/apparel. Walk/jog class.	8-19	Yes	Yes



26	<b>Western Pleasure</b> Western tack/apparel. To be shown at a walk, jog, lope, reverse, and halt. Judged on performance, manners and suitability as a pleasure mount.	8-13	-	-
27	<b>Western Pleasure</b> Western tack/apparel. To be shown at a walk, jog, lope, reverse, and halt. Judged on performance, manners and suitability as a pleasure mount.	14-19	-	-
28	<b>Western Pleasure – Novice</b> See novice qualifications. Western tack and apparel. Walk/jog class.	8-19	-	Yes
29	<b>Western Pleasure - Junior Horse - horse age 5 and under</b> Western tack/apparel. Experienced handler with young horse to be shown at a walk, jog, reverse and stop. Judged on performance, manners and suitability as a pleasure mount.	8-19	-	Yes
30	<b>Ranch Riding Pattern</b> No Novice Riders. Judged on riding style of horse and rider being smooth and efficient as if they were working on a ranch. See pattern in packet.	8-19	Yes	-
31	<b>Costume Class</b> See regulation 30	8-19	-	Yes
32	<b>Plug Race</b> Timed Event. Western tack/apparel required.	8-13	-	-
33	<b>Plug Race</b> Timed Event. Western tack/apparel required.	14-19	-	-
34	<b>Barrel Race</b> Cloverleaf pattern, timed event. Western tack and apparel required.	8-13	-	-
35	<b>Barrel Race</b> Cloverleaf pattern, timed event. Western tack and apparel required.	14-19	-	-
36	<b>Flag Race</b> Pick flag out of pail on one side of the arena, go around barrel at far end of arena and deposit flag in the pail on the other side of the arena. Timed event. Western tack and apparel required.	8-13	-	-
37	<b>Flag Race</b> Pick flag out of pail on one side of the arena, go around barrel at far end of arena and deposit flag in the pail on the other side of the arena. Timed event. Western tack and apparel required.	14-19	-	-
38	<b>Pole Bending</b> Horses are to run up, weave back and forth through poles in both directions and run back through starting line. Timed event. Western tack and apparel required.	8-13	-	-
39	<b>Pole Bending</b> Horses are to run up, weave back and forth through poles in both directions and run back through starting line. Timed event. Western tack and apparel required.	14-19	-	-
<b>*Classes Outside the Main Arena...</b>				
40	<b>Ground Judging*</b>	8-19	Yes	Yes
41	<b>Dressage Intro Level – Test B *</b> English tack and apparel required.	8-19	-	Yes
42	<b>Western Dressage – Basic Level Test 1*</b> Western tack and apparel. The pattern is included in packet and will be posted the day of the show.	8-19	-	-
43	<b>Trail*</b> Obstacle course will be set up. Exhibitor will be allowed 2 refusals or 45 seconds per station.	8-13	-	-
44	<b>Trail*</b> Obstacle course will be set up. Exhibitor will be allowed 2 refusals or 45 seconds per station.	14-19	-	-
45	<b>In Hand Trail *</b> Horse may not be ridden in <u>any</u> class on show day. Horse is eligible for showmanship, ground judging, driving, and costume.	8-19	-	Yes
<i>*Classes will be held throughout the day in separate areas</i>				



# WDA A 2017 WESTERN DRESSAGE BASIC LEVEL TEST 1

WESTERN DRESSAGE ASSOCIATION® OF AMERICA

**PURPOSE**  
 Tests confirm that the horse is supple and moves freely forward in a clear steady rhythm, accepting light contact with the bit. The horse demonstrates greater understanding of the aids and calm acceptance of the bridle; greater emphasis is placed on relaxation, harmony, rideability and pure gaits. The horse is beginning to develop more impulsion and balance.

**NEW REQUIREMENTS**  
 20m circle at the working lope  
 20m circle at the free jog

**ENTRY NO:** \_\_\_\_\_  
**ARENA SIZE:**  
 Small (40m x 20m) or Large (60m x 20m)  
**AVERAGE RIDE TIME:**  
 3:30 (Small) or 4:30 (Large)  
**MAXIMUM PTS:** 240

All jog work may be ridden sitting or rising.

\*COEFFICIENT

		TEST	DIRECTIVES	POINTS	*	TOTAL	REMARKS
1	A	Enter working jog	Straightness; regularity and quality of the jog; willing, smooth transitions in and out of square, straight halt; immobility; willingness.				
	X	Halt through the walk, salute Proceed working jog					
2	C	Track right, working jog	Balance and bend in the turn and corner; regularity and quality of the jog.				
3	B	Turn right, working jog	Balance and bend in the turns; straightness; regularity and quality of the jog.				
	E	Turn left, working jog					
4	A	Circle left 20m, working jog	Balance and bend on circle; regularity and quality of the jog; willing, smooth transition; regularity and quality of the lope.				
	Before A	Develop working lope, left lead					
5	A	Circle left 20m, working lope	Balance and bend on the circle; regularity and quality of the lope.		2		
6	Between A & F	Develop working jog	Willing, smooth transition; balance and bend in the corner; regularity and quality of the jog.				
7	Before B	Working walk	Willing, smooth transition; regularity and quality of the walk.				
8	B - H	Change rein, free walk	Horse willing to freely stretch the neck forward and down; relaxation; swing through the back; ground cover; willing, smooth transition; balance and bend in the corner; regularity and quality of the walks.		2		
	H	Working walk					
9	Before C	Develop working jog	Willing, smooth transition; regularity and quality of the jog.				
10	C	Circle right 20m, working jog	Balance and bend on circle; regularity and quality of the jog; willing, smooth transition; regularity and quality of the lope.				
	Before C	Develop working lope, right lead					
11	C	Circle right 20m, working lope	Balance and bend on the circle; regularity and quality of the lope.		2		
12	Between C & M	Develop working jog	Willing, smooth transition; balance and bend in the corner; regularity and quality of the jog.				
13	B	Circle right 20m, free jog	Stretch forward and downward over topline with relaxation maintaining balance, tempo and regularity of jog; bend on the circle; smooth, willing retake of the reins and transition to working jog.		2		
	Before B	Gather the reins, working jog					
14	A	Down centerline	Balance and bend in the turn; straightness; regularity and quality of the jog; willing, smooth transition; regularity and quality of the walk; balance in downward transition to square, straight halt; immobility.				
	X	Halt through the walk, salute					

Leave arena at A in a walk with looped or long reins.

# 2019 USDF INTRODUCTORY LEVEL – TEST B

## WALK—TROT

**REQUIREMENTS:**  
 Free walk  
 Medium walk  
 Working trot rising  
 20 meter circle  
 Halt through walk

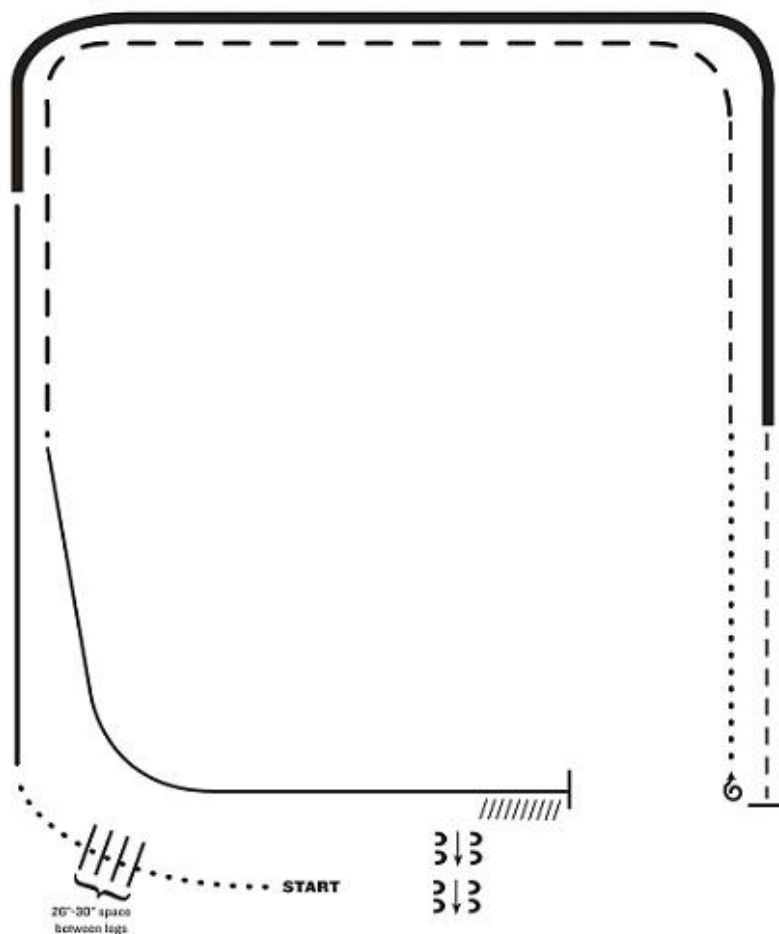
**PURPOSE:** To introduce the rider and/or horse to the sport of dressage. To show understanding of riding the horse forward with a steady tempo into an elastic contact with independent, steady hands and a correctly balanced seat. To show proper geometry of figures in the arena with correct bend (corners and circles).

NO.

	TEST	DIRECTIVE IDEAS	POINTS	COEFFICIENT	TOTAL	REMARKS
1. <b>A</b>  <b>X</b>	Enter working trot rising.  Halt through medium walk. Salute - Proceed working trot rising.	Straightness on centerline and in transitions; clear trot and walk rhythm.				
2. <b>C</b>	Track left, working trot rising.	Balance and bend in turn.				
3. <b>E</b>	Circle left 20 meters, working trot rising.	Roundness and size of circle; clear trot rhythm and bend.				
4. Between <b>K &amp; A</b>	Medium walk.	Willing and balanced transition; walk rhythm.				
5. <b>F-E</b>	Free walk.	Complete freedom to stretch neck forward and downward; clear walk rhythm, straightness on the diagonal; ground cover.				
6. <b>E-H</b>	Medium walk.	Willing and balanced transition; clear walk rhythm.				
7. Between <b>H &amp; C</b>	Working trot rising.	Willing and balanced transition; clear trot rhythm.				
8. <b>B</b>	Circle right 20 meters, working trot rising.	Roundness and size of circle; clear trot rhythm and bend.				
9. <b>A</b>  <b>X</b>	Down centerline.  Halt through medium walk. Salute.	Straightness on centerline; willing, balanced transition and halt.				

Leave arena in free walk. Exit at A.

## RANCH RIDING – PATTERN 6



1. Walk
2. Walk over logs
3. Lope right lead
4. Extended lope (right lead)
5. Trot
6. Stop, 1 1/2 turns right
7. Walk
8. Trot
9. Extended trot
10. Lope left lead
11. Stop and Back
12. Side pass right

Note: The drawn description of this pattern is only intended for the general depiction of the pattern. Exhibitors should utilize the arena space to best exhibit their horses.

# 4-H LIVESTOCK AUCTION

## AUCTION: Saturday, August 8, 2020 at 12:00 PM

Hansen Pavilion, Fairgrounds, Woodstock, IL

AUCTION MEETING: 9:30 AM

REGISTRATION BEGINS: 10:30 AM

SALE OF CHAMPIONS: 1:30 PM



### AUCTION COORDINATORS:

Charles Beard, Chairman, Hebron  
Trish Elswick, Hebron  
Tom Hoven, Woodstock  
Phillip Jones, Harvard  
Jamie Nicolai, Harvard  
Sue Walters, Hebron  
Tim Hoeft, Huntley  
Chad Bauer, Ringwood

Pat Beard, Hebron  
Sherry Hoven, Woodstock  
Donna Douglas, Woodstock  
Janine Heidtke, Woodstock  
Phil Walters, Hebron  
Jennifer Wittum, Richmond  
Cecil Woolridge, Harvard

**AUCTIONEERS:** Gordon Stade and Dave Koning

**CLERK:** Advia Credit Union of WOODSTOCK

### Regulations-Livestock

1. All exhibitors must comply with the 2020 McHenry County 4-H Show Regulations as stated in front of the 4-H Fair Book.
2. Only McHenry County 4-H members who have exhibited in the 2020 McHenry County 4-H Show may sell animals in the auction.
3. In order to sell animals in the auction, eligible exhibitors must have exhibited their animal(s) in the 4-H Show, submit a completed auction card to the appropriate divisional superintendent, and attend the **MANDATORY auction meeting at 9:30 am on Saturday, August 8, 2020.**
4. Exhibitors should adhere to the following dress code when entering the show ring: Members should wear a collared and sleeved shirt or a 4-H club t-shirt, and leather shoes. No sandals or open toed shoes are allowed.
5. The 4-H Livestock Auction is restricted to market beef, sheep, swine and the Grand and Reserve Champion meat duck, goose, turkey, chicken, pen of rabbits, day's production of milk, meat goat and dairy wether goat.
6. Exhibitors will be allowed to sell: 1 hog, 1 beef, 1 sheep or if the exhibitor is selling ONLY sheep, then that exhibitor will be allowed to sell 2 sheep only. However, if an exhibitor is selling a Grand Champion and/or Reserve Champion, they will not be permitted to sell a non-champion animal of that same species.
7. Animals that have been previously sold will not be eligible for the auction.
8. There is no resale of animals.
9. Grand and Reserve Champion individual animals, if eligible, must be sold during the Sale of Champions.
10. All animals listed in the auction sale bill must sell, unless granted written release by the Auction Committee.
11. Animals entering the sale ring must be in the same condition as in the show ring, i.e. ribbons, bows, trophies, etc. will not be allowed.
12. All animals sold in the auction must be of high quality, in good health and suitable for harvesting. In addition, sheep and swine must receive a Red award or higher to be eligible for sale.
13. All 4-H exhibitors showing animals including dairy cattle, beef cattle, swine, sheep, and goats will be required to certify in the **YQCA or Youth for the Quality and Care of Animals** program each year starting for the 2020 show season. Attend either a face-to-face class (pre-registration required) or certify online via the website: <http://yqca.org>. All 4-H members exhibiting these animals must complete the YQCA Certification and be verified by 4-H Extension office by **June 14, 2020**. Members should keep a copy of the YQCA certification with them during the county fair.
14. Any unmanageable livestock animal NOT eligible for the 4-H Livestock show (to be determined by judge, superintendent and/or Extension staff of the show) will not be eligible to sell in the 4-H Livestock auction.
15. All animals selling in the auction must comply with the following:

#### **BEEF**

1. Must meet the following requirements:
  - a. Minimum weight - 1,000 lbs.
  - b. Minimum rate of gain - 2 lbs./day
2. Animals weighing over 1400 lbs. will be sold as a 1400 lb. animal in the auction.

#### **SWINE**

1. Minimum weight of 235 and maximum weight of 300.

## **SHEEP**

1. Minimum weight of 90 lbs. Maximum weight of 175 lbs. White face
  2. Minimum weight of 100 lbs. Maximum weight of 175 lbs. Black face
  3. Minimum rate-of-gain: .25 lb. /day-white face, .40 lb./day-black face
- 
16. The order of species sale will be sheep, beef, and swine. The order of sale within each species will be determined by a random drawing conducted by the superintendent of each division.
  17. The Sale of Champions will take place in the following order: Grand and Reserve Champion Pen of Rabbits, Duck, Goose, Turkey, Chicken, Days Production of Milk; Grand and Reserve Champion Steer; Beef Rate-of-Gain Champion; Champion and Reserve Beef Carcass; Grand and Reserve Champion Market Hog; Champion and Reserve Swine Carcass; Grand and Reserve Champion Market Lamb; Champion Sheep Carcass; Lamb Rate-of-Gain,; Champion and Reserve Champion Meat Goat and Dairy Wether Goat.
  18. Sellers are responsible for the health and quality of animals through harvesting process.
  19. Bidding will be open to the public. All sales will be final. Buyers must clarify animal disposition and make cash settlement or satisfactory payment arrangements immediately following the close of the auction.
  20. Show Rights: Upon sale of animal through the Livestock Auction, retention of show rights should be negotiated between Seller and Buyer. The Livestock Auction committee releases all responsibility of any rights at point of sale. Show rights beyond point of sale are not guaranteed.
  21. No animal will be allowed to sell in the auction if the Auction Committee determines that the animal has been artificially altered in any manner (other than normal grooming practices) or presents evidence of drug/steroid residues.
  22. The Grand Champion steer, hog and lamb may have blood samples drawn and tested for evidence of drug/steroid residue. If any other animal is sold and later determined to have been artificially altered or presents evidence of drug/steroid residues, the sale will become null and void.
  23. There will be a 5 percent charge deducted from the sale price of each animal sold at the auction. This money will be used to promote 4-H programs and the livestock auction. Sellers who buy their animals back must pay the commission.
  24. Exhibitors of Grand and Reserve Champion poultry and rabbits are responsible for the processing of these animals.
  25. The 4-H Livestock Auction Coordinators reserve the right to interpret these rules and conduct the auction in a manner preserving the best interests of the buyers and seller.

## **MASTER SHOWMANSHIP CONTEST** **Sunday, August 9th at 11:00 am** **Hanson Pavilion**



### **Superintendent:**

Donna Douglass.....(815) 337-0598 or [aprilarefarm@yahoo.com](mailto:aprilarefarm@yahoo.com)

To be eligible, exhibitors must be enrolled in one or more of the following livestock areas:

- Dairy
  - Beef
  - Swine
  - Sheep
  - Goats
- 
1. All exhibitors must comply with the 2020 McHenry County 4-H Show Regulations as stated in front of the 4-H Fair Book.
  2. Participants chosen as Senior Showman from the Beef, Dairy, Goats, Sheep and Swine livestock project areas will be eligible to participate in the Master Showman competition.
  3. If a participant has been chosen as Senior Showman in more than one area, the member must choose in which area to compete.
  4. One top exhibitor will be chosen to represent McHenry County 4-H at the Illinois State Fair Master Showmanship Contest in Springfield.
  5. Monetary Awards will be presented to all FIVE contestants.

***A 4-H member not able to attend judging, due to extenuating circumstance, must complete this form and submit it with their project(s) on or before the designated judging day. The project(s) can be submitted by another 4-H member or a family member of the exhibitor. The project(s) will be considered for premium and merit ratings, but are not eligible for state fair delegation or plaque awards.***

### McHenry County 4-H Show

Exhibitor Name

---

Exhibitor Club

---

Exhibitor Age (in 4-H Years)

---

Project

---

Reason for absence from judging

---

---

Why did you pick this activity/ project for this project area?

---

---

---

Name 3 things that you have learned while completing this project.

---

---

---

---

Please explain anything that you would change if you were to do this project again. Why would you make this change?

---

---

---



Who helped you complete this project?

---

---

What are your plans for future 4-H projects?

---

---

---

---

Additional Comments that you would like the judge to know about this project.

---

---

---

---

---

---

---

---

---

---

---

---

---

---

---

---

---

---

---

---

---

---

---

---