


2021 ADAMS COUNTY



4-H Fair Book

Hannah Bingaman
Payson Progressors
Age: 14

Reminder:

Fair shows and times are tentative and may be subject to change if needed to align with changes in guidelines regarding COVID as mandated by the Illinois Department of Public Health and Governors directive. Continue to watch your emails for updates and information about projects and changes.

As always, feel free to email or contact the local office for questions.

4-H SCHEDULE OF PRE-FAIR JUDGING EVENTS – Adams Co. Farm Bureau Basement

Sunday	April 11	
	2:00 pm	Unit 14 Public Presentations Judging
Saturday	July 24	
	8:00 am	Clothing & Textiles and Food Demonstration Check-In Begins
	8:30 am	Clothing & Textiles and Food Demonstration Judging Begins
	Fashion Revue will begin immediately after clothing & textiles judging is finished	
	1:00 pm	Judging of 4-H Dogs & Cats

4-H SCHEDULE OF FAIR EVENTS AT THE ADAMS COUNTY FAIRGROUNDS

Tuesday	July 27	
	8:00 am	General Show Check-In Begins
	8:15 am	General Show Judging Begins
	9:30 am	General Show Check-In Closes
Wednesday	July 28	
	7:00 am	Check-In 4-H Equine
	8:00 am	Judging of 4-H Equine in Horse Arena
Thursday	July 29	
	9:00 – noon	Rabbit Check-In
	4-6 pm	4-H Sheep Arrive
	6:00 pm	Judging of 4-H Rabbits in Rabbit Barn
	6-8 pm	Check-In & Weighing of 4-H Swine
Friday	July 30	
	Noon	Judging of 4-H Sheep Projects in Open Sheep Barn
	1:00 pm	Judging of 4-H Dairy in Show Barn
	4:00 pm	Master Showmanship Contest
	6:00 pm	All 4-H Beef in Place & Checked-In
Saturday	July 31	
	8:00 am	Judging of 4-H Swine in Swine Barn
	9:00 am	4-H/Open Beef Weigh-In
Sunday	August 1	
	4-6 pm	4-H Goats Arrive/Weigh-In
	8:00 pm	4-H Swine Release
Monday	August 2	
	8:00 am	Judging of 4-H Goats in Goat Barn
	Noon	Judging of 4-H Poultry in Open Sheep Barn
Tuesday	August 3	
	8:00 am	Judging of 4-H Beef
	4-6 pm	Release of all 4-H Projects

Reminder: Fair shows and times are tentative and may be subject to change if needed to align with changes in guidelines regarding COVID as mandated by the Illinois Department of Public Health and Governors directive. Continue to watch your emails for updates and information about projects and changes. As always, feel free to email or contact the local office for questions.

Table of Contents

Forms

Stall Request Form	1
Agreement to Assume Risk and Release Form	2
Fashion Review Narrative Form	3
Dog Health Form	4

Rules and Regulations

Code of Conduct	5
Adams County 4-H Fair Information	6-8
State Fair Information	9-10

Livestock

Livestock Rules and Regulations	70
Showmanship	73
Beef	16/74
Cats	17/80
Dairy	29/81
Dogs	29/83
Goat	40/87
Horse & Pony	41/89
Poultry	52/93
Rabbits	52/95
Sheep	54/97
Swine	57/100

General Projects

Aerospace	15	Horticulture: Floriculture	42
Bicycle	16	Horticulture: Veg. Garden.	43
Child Development	17	Intercultural	45
Civic Engagement	18	Interior Design	45
Clothing & Textiles	19	Leadership	46
Cloverbud	11	Maker	48
College & Career Readiness	23	Natural Resources	48
Communications	23	Photography	50
Computer Science	25	Plants & Soils	51
Consumer Education	27	Robotics	53
Crops	28	Shooting Sports	54
Do Your Own Thing	30	Small Engines	55
Drones	30	Small Pets	56
Electricity	31	Technologies	58
Entomology	32	Theatre Arts	59
ESPORTS	34	Tractor	60
Exploratory	34	Veterinary Science	60
Family Heritage	34	Video/Filmmaking	61
Food & Nutrition	35	Visual Arts	62
Forestry	38	Weather	66
Geology	39	Welding	67
Health	40	Woodworking	67



2021 Adams County 4-H Fair Stall Request Form



The Fair Stall Request Form is due in the U of I Extension Office in Quincy by **July 15**.
Please use one form per 4-H member.

Name _____ 4-H Club _____

Age as of Sept. 1, 2020 _____ Parent Signature _____

Phone Number: _____

Stall Request (please specify the exact number of head)

of Beef _____

of Dairy _____

Each family receives 2 additional stalls for tack

Pen & Cage Request (please specify how many of each specie you are bringing)

of Goats _____ # of Pens _____

of Poultry _____ # of Cages _____

of Sheep _____ # of Pens _____

of Swine _____ # of Pens _____

of Rabbits _____ # of Cages _____ / # Open Show Cages Needed _____

Allow for 1 additional stall for feed and tack

Mailing Address: U of I Extension – Unit 14 – Quincy Office
330 S 36th St
Quincy, IL 62301

Fax: 217-223-9368

Deadline to 4-H Office: July 15(4:30 pm)

ILLINOIS
Extension
COLLEGE OF AGRICULTURAL, CONSUMER
& ENVIRONMENTAL SCIENCES



University of Illinois | U.S. Department of Agriculture | Local Extension Councils Cooperating
University of Illinois Extension provides equal opportunities in programs and employment.

**Extension Participant/Volunteer
AGREEMENT TO ASSUME RISKS AND FULLY RELEASE ALL CLAIMS**

Risks of Extension Activities. I understand that my participation in University of Illinois Extension activities can present risks of physical injury (including death or disability) to me and damage to my personal property. The University of Illinois does not guarantee my personal health or safety or protect me against property loss. Physical injury to me or property damage may result from known or unexpected risks arising from things such as: use of equipment, materials, or facilities; environmental conditions, including poisonous plants, insects, and extreme heat or cold and other weather-related hazards; natural disasters; water activities; transportation; actions of others; animal behaviors; unavailability of immediate or adequate emergency care; infectious diseases; and slips and falls.

Risks of 4-H Equine Activities. Equine (horse, pony, mule, donkey, or hinny) activities present dangerous risks of injury and harm, regardless of the safety measures taken. If a horse or other equine animal is frightened or provoked, I understand that it might ignore its training and act according to its natural survival instincts, which may include actions such as unexpected change of directions or speed; running; sudden movement or stopping; shifting weight; bucking; rearing; kicking; and biting. I understand that **UNDER THE ILLINOIS EQUINE ACTIVITY LIABILITY ACT, EACH PARTICIPANT WHO ENGAGES IN AN EQUINE ACTIVITY EXPRESSLY ASSUMES THE RISK OF ENGAGING IN AND LEGAL RESPONSIBILITY FOR THE INJURY, LOSS, OR DAMAGE TO PERSON OR PROPERTY RESULTING FROM THE RISK OF EQUINE ACTIVITIES.** *Risk of equine activities* means dangers including but not limited to: (1) propensity of an equine to behave in ways that may result in injury, harm or death to persons on or around them; (2) unpredictability of an equine's reaction to sounds, sudden movement, and unfamiliar objects, persons, other animals or other things; (3) certain hazards such as surface and subsurface conditions; (4) collisions with other equines or objects; and (5) the potential of a participant to act in a negligent manner that may contribute to injury, such as failing to maintain control over the animal or not acting within his or her ability.

Risks of 4-H Shooting Sports Activities: Shooting sports involve the use of firearms, live ammunition, or archery equipment. I understand that there are inherent dangers associated with my participation in shooting sports, including observation. The potential dangers include, among other things, gunshot or archery wounds that can result in paralysis or loss of vision, limb, or life.

Assumption of Risks and Release of Claims: In consideration for allowing me to participate in Extension activities, I voluntarily assume all risk of injury and loss that I may sustain or suffer in connection with my participation in the activities described in this Agreement, and I forever and fully release, waive, and discharge all claims, demands, actions, and causes of action, known or unknown, that I have or that may accrue to me in the future ("Claims") against the Board of Trustees of the University of Illinois, its officers, employees, agents, and volunteers (individually a "Releasee") for personal injuries (including death), damage to property, and all liabilities, losses, costs, and expenses (including attorney fees) arising out of or resulting from my participation in Extension activities, including all Claims arising, in whole or in part, from the negligence of any Releasee. This Agreement is binding on my heirs, assigns, and representatives.

Effective Date: This Agreement is effective on the date signed by me ("Effective Date") and replaces any similar agreements previously signed by me as to Extension activities that occur on or after the Effective Date.

PARTICIPANT/VOLUNTEER SIGNATURE: _____ DATE: _____

PRINTED NAME: _____ BIRTHDATE: _____

HOME STREET ADDRESS: _____ CITY: _____

STATE: _____ ZIP: _____ PHONE: _____ EMAIL: _____

IF PARTICIPANT/VOLUNTEER IS UNDER 18 YEARS OLD:

PARENT/LEGAL GUARDIAN SIGNATURE: _____ DATE: _____

PRINTED NAME: _____ PHONE/EMAIL: _____

Extension Volunteer Agreement to Assume Risk/Approved for legal form by OUC/LMP/092018

**Fashion Revue Information
County Project Only**

Clothing & Textiles Project: _____

Narrative Instructions

Submit your own narrative for the Fashion Revue. **This is what will be read while you are modeling on stage!** Some editing may occur. The narrative **must** be:

Approximately 125-135 words in length

Written in third person

When writing your Fashion Revue narrative, consider the following information:

A lead statement that creatively introduces the model

Name **(required)**

County **(required)**

Clothing project in which enrolled **(required)**

Indicate if purchased or sewn by member **(required)**

Age

Details on construction, style, and accessories

Type of garment: casual, dressy, etc.

Where the garment will be worn

What was learned in completing the project

Include two or three interests, hobbies, activities, or future career plans

Please bring your narrative with you to the judging on July 24.

Dog Health Form

Exhibitors must present this form when checking in for the Dog Show.

Exhibitor's Name: _____

Address _____

Dog's Name _____ Breed _____ Sex _____

Dog's Date of Birth ____/____/____

(The remainder of this form is to be completed by a registered veterinarian)

REQUIRED VACCINATIONS (appropriate for the age of the dog) and date administered).

____/____/____ RABIES

____/____/____ DISTEMPER

____/____/____ HEPATITIS

____/____/____ LEPTOSPIROSIS

____/____/____ PARVO

____/____/____ PARANFULENZA

____/____/____ CORONA

____/____/____ BORDATELLA

I have examined the above listed animal and have found it to be in good health and up to date on all vaccinations.

Print Veterinarian Name

Veterinarian Signature

Date Examined

ILLINOIS
Extension
COLLEGE OF AGRICULTURAL, CONSUMER
& ENVIRONMENTAL SCIENCES



University of Illinois | U.S. Department of Agriculture | Local Extension Councils Cooperating
University of Illinois Extension provides equal opportunities in programs and employment.

University of Illinois Extension
4-H MEMBER CODE OF CONDUCT

ALL participants of the Illinois 4-H/Youth Development program, which is the youth component of programs planned, conducted, and supervised by University of Illinois Extension, are responsible for their conduct to U of I Extension personnel and/or volunteers of the 4-H/Youth Development program.

4-H member's behavior is expected to demonstrate the character traits of trustworthiness, respect, responsibility, fairness, caring, and citizenship. Specifically, 4-H members are expected to maintain the following standards:

1. Be courteous and respect others.
2. Obey all rules set by members of their club/group and those set for 4-H activities in which they participate.
3. Treat all people fairly and animals humanely.
4. Respect the property of others.
5. Respect the authority of adult and youth volunteers and others in leadership roles.
6. Avoid profane and abusive language.
7. Show kindness to others and give assistance when needed.
8. Be honest and honor commitments.
9. Do their best and keep trying to improve.
10. Accept responsibility for their own choices.

The following conduct will not be allowed while participating in any 4-H event or activity and is subject to disciplinary action:

- a. Possession, use or distribution of alcohol and other controlled substances, including tobacco products.*
- b. Theft or destruction of public or private property.
- c. Involvement in sexual misconduct or harassment.
- d. Unauthorized possession or use of weapons or dangerous materials (including fireworks).
- e. Fighting or other acts of violence.

*Information about prescription drugs should be provided to club leader or coordinator of the 4-H

ADAMS COUNTY 4-H FAIR GENERAL INFORMATION

- The 4-H Show gives youth enrolled in Adams County 4-H clubs an opportunity to take part in the Adams County Fair. Classes are provided in which members may exhibit the projects they have produced and demonstrate their skills in various activities. Participation will be education for every youth who attends.
- 4-H exhibitors must meet enrollment standards in order to participate in any 4-H Show. The enrollment standards are as follows:
 - Youth who are age 5 through 7 years of age on or before September 1, may enroll as Cloverbud members. Cloverbuds may enroll in designated Cloverbud projects and will receive individual recognition for participating in the 4-H Fair, but are not judged in general project areas. In addition, Cloverbuds are NOT permitted to participate in actual 4-H livestock projects and/or shows.
 - Youth who are 8 years of age (or in the 3rd grade) and have not reached their 19th birthday on or before September 1, of each year may enroll in a community 4-H club or 4-H Spin Club or as an independent member.
 - A youth who enrolls in a 4-H club must attend at least one meeting, tour, workshop or other activity of that club to be called a member. Leaders will track member participation and report concerns to extension staff by April 15th of each year.
 - Spin Clubs consist of youth involved in special educational/topic areas and will operate under the guidance of volunteers, leaders, and extension staff within the time-frame allotted. Spin Clubs are also classified as 4-H members.
- All 4-H members **must** have made project enrollments by April 15, 2021, except animals which were due December 15, 2020, to be eligible to exhibit and receive premium at the Adams County 4-H Shows. Fair registrations are due June 30, 2021.
- All exhibitors **must** have an Assumption of Risk & Release of Liability on file at the Extension Office in order to exhibit at the Fair.
- If you need reasonable accommodations to participate in this program, please contact the Adams County Office by July 1.
- All General Projects must be Checked-In between 8:00 am and 9:30 am, in order to be judged on general show day. Exhibitors must check-in each exhibit during this time in order to be judged. Plan your day according to the number of exhibits you have; it is recommended that you arrive early if you have several exhibits.
- Please note **arriving after 9:30 am with 5 or more exhibits will NOT allow enough time for judging**. If you are concerned about getting all of your exhibits judged in the allotted time, please prepare written reports to facilitate judging.
- If not present for judging, you must attach a 1-page (8 ½" x 11") explanation of your project, including basic information about the project such as what you learned, what you would do differently, and future plans in this project area. Failure to do so will result in ineligibility for an "A" rating.
- All 4-H exhibitors may enter any open class as outlined by Adams County Fair Open Class Rules and Regulations.
- ****There will be NO alcohol allowed at any of the 4-H events during the Adams County Fair.**

- Exhibits illustrating inappropriate subject matter and/or graphics are not acceptable. The Superintendents reserve the right to not display exhibits deemed inappropriate for youth audiences. Items deemed potentially dangerous to fair-goers may be removed from the exhibit.
- The project exhibited must be made by the 4-H member during the current 4-H year.
- Entry restrictions are as follows:
 - General Show: Limit two entries per class. **One premium paid per class.**
 - Animal Shows: **A maximum of one premium will be paid per class** regardless of the number of entries allowed. Please read carefully for class restrictions in each animal area in this fair book. 4-H members are limited to 15 premiums per project area. Example: a member may receive up to 15 premiums in beef and up to 15 premiums in poultry.
- Not all classes are eligible for the State Fair. **“County” classes are premium eligible.**
- Entries will be judged equally on the merit of the exhibit and knowledge of the exhibitor. Exhibits in each class will be rated and placed in one of three groups: 1 – blue ribbon or meets requirements; 2 – red ribbon or does not meet requirements; and 3 – white ribbon or does not meet requirements and needs work. Judge’s decisions are final.
- All exhibits must be identified with an entry tag. This entry tag must be filled out and securely attached to the exhibit. Posters – place tag in the upper right hand corner. Exception: Food Demonstration, Fashion Revue, Public Presentation, and all livestock (except rabbits & poultry) entries do not need entry tags.
- Neither the University of Illinois Extension – Unit 14, 4-H Superintendents or Judges Assistants, or the Adams County Fair Board will be held responsible for accidents, damage, or loss of any projects.
- **4-H members must always maintain good conduct or lose all further rights to participate in fair events.** See Code of Conduct.
- University of Illinois Extension Staff reserve the right to make the final interpretation on any controversies, covered or not covered, in the Fair Book.

PREMIUM

Level 1 Blue 4 points, Red 3 points, White 2 points, Participation 0 points.

Level 2 Blue 3 points, Red 2 points, White 1 points, Participation 0 points.

Each county uses an X factor in computing premiums. Points assigned per award are tentative and do not represent dollars. Participation only ribbons are intended for Cloverbuds and must have 0 points. Total dollars available are re-distributed to members based on number of exhibits and points earned.

The Department of Agriculture shall use its best efforts to secure sufficient appropriations to fund premiums. In any year for which the General Assembly of the State of Illinois fails to make an appropriation sufficient to pay such premiums, premium amounts may not be accurately reflected in this Premium Book.

Tax Implications for Prizes, Gifts or Awards

Program Participants (including minors) will be required to provide their social security number or foreign national tax ID number prior to receiving a prize, gift or award to ensure proper IRS reporting as required by law. This sensitive information is kept confidential and handled through security protected software (PEAR). Participants will not be eligible for prize, gift or award if social security or foreign national tax ID information is not provided.

PROTESTS

All protests of eligibility of exhibitors or animals entered in a 4-H Department must be filed in writing at least 12 hours before the department show begins, or within 12 hours after the conclusion of said show and must be signed by three parties. The Protest Committee shall consist of the 4-H Project Superintendent and Extension Staff.


A WORD TO PARENTS AND LEADERS

The management of the 4-H Fair realizes the necessity of proper supervision of youth at all times. Those in charge of 4-H activities have been selected because of their experience with young people. However, parents should be aware of conditions on the fairgrounds, and are responsible for the care and supervision of their children.

As Per the Adams County Fair Board:

Parking passes – One per family for Beef, Sheep, Dairy , Swine, Goat and Rabbit exhibitors. All other species (Poultry, Cats, Dogs, and Horses) will not need a parking pass. Poultry, exhibitors are to enter the East Gate coming onto the Fairgrounds. Horse exhibitors should use the North/West gate.

4-H Exhibitors, 13 years and older, must purchase a 4-H pass for admittance to the Adams County Fairgrounds (Children 12 and under are free). These will be sold on a club basis for 4-H members and club leaders as season passes. 4-H leaders may secure the passes from the Extension Office.



Sophie East
Central Adams Firecrackers
Age: 14

STATE FAIR INFORMATION

Deadline for State Fair General Project Entries – August 1st

Illinois State Fair – August 12-22

Adams County Judging Day –August 15

EXHIBITORS:

1. Exhibitors must have been pre-selected by their county 4-H Extension program as a state fair exhibitor.
2. Exhibitors must be currently enrolled as a 4-H member and have been at least 8 years old as of September 1, 2020. Parents and leaders should make provisions for the adequate care and supervision of exhibitors.
3. Exhibitors must be enrolled in the project or have participated in the activity in which they are exhibiting during the current year. Due to the nature of the conference judging process, exhibitors must be present with the exhibit on their assigned county exhibition day. Scheduling adjustments for religious reasons may be requested by contacting the Illinois State 4-H Office @ illinois4H@illinois.edu by August 1.
4. Exhibitors must be present for judging. No Skype or Face Time sessions will be allowed. If a 4-H member needs a reasonable accommodation to participate in the General Project Show, please contact the Illinois State 4-H Office @ illinois4H@illinois.edu by August 1.
5. A 4-H member may enter only one individual exhibit and one group exhibit in the 4-H General Project Show. This also applies to exhibitors who are enrolled in projects in two different counties. If they are identified as a state fair delegate in two counties, they will have to choose one individual and/or group project to exhibit.

GENERAL EXHIBIT GUIDELINES:

6. All exhibits must be products of the current 4-H year (September 1, 2020 - August 12, 2021). The same product that is selected at the county level must be the one exhibited at the State Fair (except for Food & Nutrition (must be the same recipe), Crops, Floriculture, and Vegetable Gardening exhibits (must be the same specie/type (i.e. slicing tomatoes, snap beans, onions, etc.)). Modifications can be made to the original county exhibit to meet State Fair class requirements or to incorporate suggested improvements made by the local judge. Determination of exhibit eligibility rests solely with the University of Illinois Extension Assistant Dean and Director, 4-H and designated persons.
7. Exhibits illustrating inappropriate subject matter and/or graphics are not acceptable. The Superintendents reserve the right to remove exhibits deemed inappropriate or dangerous for youth audiences. The content of any 4-H competitive presentation does not necessarily reflect the beliefs or views of the Illinois State Fair or the University of Illinois Extension 4-H program.
8. Some exhibit areas may have size limitations. Read the descriptions carefully. Please choose a display size which is most appropriate for the exhibit you are bringing. Larger does not always mean better; use good judgment in creating your exhibit. Exhibitors will need to carry their project from the distant parking lots on the fairgrounds.
9. **INNOVATION CLASSES** are open to all 4-H members in the project areas listed. Members choosing to exhibit in the Innovation class may be enrolled in any level of the Project they are studying. Members choosing to exhibit in the Innovation class decide the best way to show off their project mastery and knowledge for the year in that project category. Some suggestions are provided for each category, but members may choose any method they want for demonstrating project learning as long as it does not fit in any other class in that category. Only selected projects categories have an Innovation option.
10. **READY4LIFE CLASSES (Career & Entrepreneurship Exploration)** are open to any 4-H member who was at least 11 by September 1, 2020. Members choosing to exhibit in the Ready 4 Life class may be enrolled in any level of the project they are studying. Exhibits should show the connection between the project area and related career or business opportunities. Members may choose any method they want for demonstrating project learning. **Counties are eligible to send one Ready 4 Life exhibit for each project category in addition to the total allowed for that division.**

EXHIBIT JUDGING PROCEDURE & SCHEDULE:

11. The County Extension office will provide official exhibit tags for all exhibitors prior to the state fair. This entry tag should be completely filled out and securely attached to the exhibit. County exhibit tags and ribbons should be removed.
12. All exhibitors from a county will exhibit the same day (see schedule below). A 4-H member may also show in the junior livestock show, but they must be present at the required time for their general project judging. If possible, attempts will be made to accommodate livestock exhibitors within the judging time span, but no premium will be awarded if the exhibitor misses their judging time.
13. The General Project Exhibit will be held in the Orr Building of the state fairgrounds. Members must drop off their projects any time from 8 to 9:30 a.m. All projects should be in place by 9:30. Judging is scheduled throughout the day. The judging schedule will be posted in each area. Members should check the judging schedule and return to the judging area about 10 minutes before their scheduled judging time. Projects must remain on display throughout the day until 4 p.m. All projects must be removed no later than 5 daily. If you cannot remain until , you may make arrangements with another person from your county to pick up your project on your behalf, as long as you provide them your claim ticket.

RECOGNITION:

14. All exhibitors will receive a ribbon for participating. Additional awards may be given at the judges' discretion and will be listed on the 4-H State Fair website. Judges take into account the display and information provided during the interview in determining awards. Exhibitors who do not follow the exhibit class guidelines and requirements are ineligible to receive advanced awards. The judge's decision that is posted on the official judge's class list is final unless it has been determined that an exhibitor has not followed the guidelines or rules for that exhibit class.
15. Premium checks may be awarded to exhibitors. The amount of the individual premium is determined by total number of awards given. Exhibits must remain on display until the posted release time *or* whenever judging is completed, whichever is later, to be considered for a premium. Premiums offered by Fair in the 4-H division total \$15,000. *NOTE: The Department of Agriculture shall use its best efforts to secure sufficient appropriations to fund premiums. In any year for which the General Assembly of the State of Illinois fails to make an appropriation sufficient to pay such premiums, premium amounts may not be accurately reflected in this document.*

Cloverbud Project Requirements

All Cloverbud projects will be exhibited Tuesday, July 27.

As directed by the State 4-H Office Cloverbud members (ages 5-7) do not participate in competitive events, contests or raise animals as 4-H projects and are not eligible to receive premiums. They are given the opportunity to display projects of their choice at the fair.

No project may be over the size of 2 ft. wide x 15-inches deep for a display or exhibit. Maximum poster size is 22 inches by 30 inches.

Cloverbud projects are to be checked in like all other project areas. At that time Cloverbud members will be directed to their judging area and asked simple questions about their project and receive their exhibit ribbons. Projects will be left on display until Project Release on August 4.

Examples of questions to be asked include:

How did you make your project?

Tell me about making your project.

What did you learn from doing your project?

How long did it take you to make your project?

What was your favorite part about making your project?

Exhibit classes include:

***Class CB01 Aerospace** - Exhibit one of the following made by the Cloverbud member:

1. Build an edible rocket
2. Compare birds and airplanes
3. Identify aerospace careers
4. Design and make a spacecraft

***Class CB02 Bicycle I** - Exhibit a poster made by the Cloverbud member such as:

1. Bicycle safety and equipment
2. Street signs and their meaning
3. Identify parts of a bicycle.

***Class CB03 Embryology 1** - Exhibit a poster made by the Cloverbud member such as:

1. Identify parts of an egg.
2. Study embryology by incubating eggs
3. Build candlers and examine fertile eggs
4. Plan and build a brooder box
5. Learn to handle chicks safely

***Class CB04 Exploring 4-H** - Exhibit a poster made by the Cloverbud member such as:

1. What you have learned about 4-H
2. Have you found new personal interests since joining 4-H
3. Is there a group activity that your club did that helped you to know your community better?

***Class CB05 Expressive Arts** - Display one or more arts & craft projects or a story made by the Cloverbud member.

Examples include:

1. Craft beading
2. Storytelling
3. Expressing yourself through art & music or dramatic play

***Class CB06 Farm Animals** – Exhibit a poster made by the Cloverbud member such as:

1. Different kinds of farm animals and what you have learned about them
2. What kinds of foods do farm animals eat?
3. How do you care for your favorite farm animal?
4. What is safe behavior around animals?

***Class CB07 Latino Cultural Arts** – Exhibit a poster or item made by the Cloverbud member such as:

1. How you appreciate Latino art and expression
2. Make a rain stick, pole puppet, clay pot, piñata, mural, etc.
3. How to prepare a latino recipe

***Class CB08 Science & Technology** – Exhibit a poster or exhibit made by the Cloverbud member such as:


1. What have you learned about Chemical Reactions?
2. What you learned about computer science programming/Internet Safety
3. Experiment with Laws of Motion
4. Make a Sun, Earth, & Moon Model

***Class CB09 Vegetable Gardening** – Exhibit a poster or exhibit made by the Cloverbud member such as:

1. Plan and plant a garden
2. Grow plants from roots
3. Make a rain gauge
4. What you learned about harvesting vegetables

***Class CB10 Veterinary Science 1** – Exhibit a poster made by the Cloverbud member such as:

1. What you have learned about different animal species
2. Explain roles animals have in society
3. What do you know about animal behavior



Owen East
Central Adams Firecrackers
Age: 5

Adams County 2021 Fair



**Acknowledge,
Adjust,
Achieve!!!**



Jake Masters
Burton Flyers
Age: 11

Reminder:

Fair shows and times are tentative and may be subject to change if needed to align with changes in guidelines regarding COVID as mandated by the Illinois Department of Public Health and Governors directive. Continue to watch your emails for updates and information about projects and changes. As always, feel free to email or contact the local office for questions.

AEROSPACE

Each county may send 2 entries total from 50130, 50131; and 1 entry from 50133.

Aerospace 2 Model Rocketry (SF 50130)

Exhibit one model rocket assembled or made by the member. The exhibit will be a static display. The model rocket should be in good flying condition. DO NOT include the rocket engine with your exhibit. The rocket will not be launched. Attach the printed directions for construction of the rocket if any were used.

Aerospace 2 Aerospace Display (SF 50131)

Prepare a display related to the aerospace project that does not fit in the model rocketry class. The exhibit may include, but isn't limited to, original works, objects, demonstrations, digital presentations, programs, websites, games, apps, performances, or posters that you have made. Choose whatever method best shows what you've learned. You must furnish any equipment you need for your exhibit. Internet service will not be provided for the exhibit. All exhibits must include something visual, such as a printed copy of a digital presentation, which will remain on display during the exhibition. Electronic equipment will only be used during your personal judging time and will not remain on display during the entire exhibit period.

Aerospace 3 Model Rocketry (SF 50130)

Exhibit one model rocket assembled or made by the member. The exhibit will be a static display. The model rocket should be in good flying condition. DO NOT include the rocket engine with your exhibit. The rocket will not be launched. Attach the printed directions for construction of the rocket if any were used.

Aerospace 3 Aerospace Display (SF 50131)

Prepare a display related to the aerospace project that does not fit in the model rocketry class. The exhibit may include, but isn't limited to, original works, objects, demonstrations, digital presentations, programs, websites, games, apps, performances, or posters that you have made. Choose whatever method best shows what you've learned. You must furnish any equipment you need for your exhibit. Internet service will not be provided for the exhibit. All exhibits must include something visual, such as a printed copy of a digital presentation, which will remain on display during the exhibition. Electronic equipment will only be used during your personal judging time and will not remain on display during the entire exhibit period.

Aerospace 4 Model Rocketry (SF 50130)

Exhibit one model rocket assembled or made by the member. The exhibit will be a static display. The model rocket should be in good flying condition. DO NOT include the rocket engine with your exhibit. The rocket will not be launched. Attach the printed directions for construction of the rocket if any were used.

Aerospace 4 Aerospace Display (SF 50131)

Prepare a display related to the aerospace project that does not fit in the model rocketry class. The exhibit may include, but isn't limited to, original works, objects, demonstrations, digital presentations, programs, websites, games, apps, performances, or posters that you have made. Choose whatever method best shows what you've learned. You must furnish any equipment you need for your exhibit. Internet service will not be provided for the exhibit. All exhibits must include something visual, such as a printed copy of a digital presentation, which will remain on display during the exhibition. Electronic equipment will only be used during your personal judging time and will not remain on display during the entire exhibit period.

Aerospace Ready4Life Challenge (SF 50133)

Open to 11- to 18-year-olds enrolled in any Aerospace project.

Exhibits in this category must include the following: a) a physical representation of the career or business product

such as a model, prototype or display/portfolio that includes images of accomplished work; b) verbal or written explanations that demonstrate knowledge of the related career or business fields, potential careers, and the appropriate requirements for achievement in those fields. The judging criteria for this class values thoroughness of career and/or business exploration and pursuit above the workmanship of the physical specimen on display.

BEEF

Includes members enrolled in Beef

Beef Animal Science (SF 50135)

Prepare a display focusing on any activity related to the beef project. Demonstrate the skills and knowledge you have gained through the animal project you studied. The exhibit may include, but isn't limited to, original works, objects, demonstrations, digital presentations, programs, websites, games, apps, performances, or posters which you have made. Choose whatever method best shows what you've learned. You must furnish any equipment you need for your exhibit. Internet service will not be provided for the exhibit. All exhibits must include something visual, such as a printed copy of a digital presentation, which will remain on display during the exhibition. Electronic equipment will only be used during your personal judging time and will not remain on display during the entire exhibit period. Live animals are not permitted as exhibits in this area. For safety reasons, exhibits cannot include glass, syringes with needles, or any other sharp objects.

Animal Science Beef Ready4Life Challenge (SF 50137)

Open to 11- to 18-year-olds enrolled in any Beef project.

Exhibits in this category must include the following: a) a physical representation of the career or business product such as a model, prototype or display/portfolio that includes images of accomplished work; b) verbal or written explanations that demonstrate knowledge of the related career or business fields, potential careers, and the appropriate requirements for achievement in those fields. The judging criteria for this class values thoroughness of career and/or business exploration and pursuit above the workmanship of the physical specimen on display.

BICYCLE (not eligible for state fair)

Bicycle 1

Exhibitors will draw three situations from a bag that relate to activities from Level 1 and discuss/explain all three with the judge. Situations may include: selecting bicycle safety equipment; demonstrate how to fit a helmet; identify bike parts and their function; selecting the right size bike; how to check bicycle tires, brakes and chains; recognizing traffic signs and their meaning; general discussion of bicycling hazards; and items to consider when planning a bike trip.

Bicycle 2

Exhibitors will draw three situations from a bag that relate to activities from Level 2 and discuss/explain all three with the judge. Situations may include: factors to consider when choosing a bike; comparing tire pressure, valve type and tread; steps in fixing a flat tire; steps to follow when cleaning, lubricating and replacing a bike chain; evaluating the braking system on a bicycle; factors to consider when mapping out a bike route; rules for smart bike riding; and planning a menu for an all-day bike ride.

Bicycle Ready4Life Challenge (not eligible for state fair)

Open to 11- to 18-year-olds enrolled in any Bicycle project.

Exhibits in this category must include the following: a) a physical representation of the career or business product such as a model, prototype or display/portfolio that includes images of accomplished work; b) verbal or written explanations that demonstrate knowledge of the related career or business fields, potential careers, and the

appropriate requirements for achievement in those fields. The judging criteria for this class values thoroughness of career and/or business exploration and pursuit above the workmanship of the physical specimen on display

CAT

Includes members enrolled in Cats

Cat Animal Science (SF 50135)

Prepare a display focusing on any activity related to the cat project. Demonstrate the skills and knowledge you have gained through the animal project you studied. The exhibit may include, but isn't limited to, original works, objects, demonstrations, digital presentations, programs, websites, games, apps, performances, or posters which you have made. Choose whatever method best shows what you've learned. You must furnish any equipment you need for your exhibit. Internet service will not be provided for the exhibit. All exhibits must include something visual, such as a printed copy of a digital presentation, which will remain on display during the exhibition. Electronic equipment will only be used during your personal judging time and will not remain on display during the entire exhibit period. Live animals are not permitted as exhibits in this area. For safety reasons, exhibits cannot include glass, syringes with needles or any other sharp objects.

Animal Science Cat Ready4Life Challenge (SF 50137)

Open to 11- to 18-year-olds enrolled in any Cat project.

Exhibits in this category must include the following: a) a physical representation of the career or business product such as a model, prototype or display/portfolio that includes images of accomplished work; b) verbal or written explanations that demonstrate knowledge of the related career or business fields, potential careers, and the appropriate requirements for achievement in those fields. The judging criteria for this class values thoroughness of career and/or business exploration and pursuit above the workmanship of the physical specimen on display.

CHILD DEVELOPMENT

Each county may submit 3 entries from 50141.

Child Development (SF 50141)

Prepare a display that demonstrates the skills and knowledge you have gained studying child development. Topics might include, but are not limited to, selecting age appropriate toys and activities, explaining child behavior, or recognizing child safety concerns. The exhibit may include, but isn't limited to, original works, objects, demonstrations, digital presentations, programs, websites, games, apps, performances, or posters which you have made. Choose whatever method best shows what you've learned. You must furnish any equipment you need for your exhibit. Internet service will not be provided for the exhibit. All exhibits must include something visual, such as a printed copy of a digital presentation, which will remain on display during the exhibition. Electronic equipment will only be used during your personal judging time and will not remain on display during the entire exhibit period. For safety reasons, exhibits cannot include glass, syringes with needles or any other sharp objects.

Child Development Ready4Life Challenge (SF 50142)

Open to 11- to 18-year-olds enrolled in the Child Development project

Exhibits in this category must include the following: a) a physical representation of the career or business product such as a model, prototype or display/portfolio that includes images of accomplished work; b) verbal or written explanations that demonstrate knowledge of the related career or business fields, potential careers, and the appropriate requirements for achievement in those fields. The judging criteria for this class values thoroughness of

career and/or business exploration and pursuit above the workmanship of the physical specimen on display.

CIVIC ENGAGEMENT

Each county may submit 2 entries total from classes 50145, 50146, 50147; and 1 entry from 50149. **Due to space restrictions, exhibits are limited to 2' 6" wide and 15" deep.**

Civic Engagement 1 (SF 50145)

Exhibit a display illustrating one of the following options: 1) personal information about yourself – who you are, things you like to do, things you are good at, your favorites; 2) your feelings and how you handle these feelings; 3) your family, their responsibilities, how you work together; **OR** 4) the Family Pedigree that may include family group pages. **Due to space restrictions, exhibits are limited to 2' 6" wide and 15" deep.**

Civic Engagement 2 (SF 50146)

Exhibit a display illustrating one of the following options: 1) your neighborhood; 2) how you were a good neighbor or led a service project for your community; **OR** 3) a Citizenship Challenge that you helped organize and lead (see the project book for details). **Due to space restrictions, exhibits are limited to 2' 6" wide and 15" deep.**

Civic Engagement 3 (SF 50147)

Exhibit a display illustrating one of the activities that you completed within your project as it relates to one of the following categories in the manual: 1) Government; 2) Business and Industry; 3) Transportation, Communication & Utilities; 4) Culture & Heritage; 5) Natural Resources & Environment; 6) Education; 7) Organizations within your community; 8) Tourism; **OR** 9) Support Systems within your community. **Due to space restrictions, exhibits are limited to 2' 6" wide and 15" deep.**

Civic Engagement Ready4Life Challenge (SF 50149)

Open to 11- to 18-year-olds enrolled in any Citizenship project.

Exhibits in this category must include the following: a) a physical representation of the career or business product such as a model, prototype or display/portfolio that includes images of accomplished work; b) verbal or written explanations that demonstrate knowledge of the related career or business fields, potential careers, and the appropriate requirements for achievement in those fields. The judging criteria for this class values thoroughness of career and/or business exploration and pursuit above the workmanship of the physical specimen on display.

Service Learning 1 (not eligible for state fair)

Exhibit a binder portfolio to reflect what the exhibitor accomplished in the four steps of service learning. If exhibitor has been enrolled in project for multiple years, the binder portfolio should include previous years' work. Use of page protectors is recommended.

Service Learning 2 (not eligible for state fair)

Exhibit a binder portfolio to reflect what the exhibitor accomplished in the four steps of service learning. If the exhibitor has been enrolled in the project for multiple years (including Service Learning 1), the binder portfolio should include the previous years' work. Use of page protectors is recommended.

Service Learning 3 (not eligible for state fair)

Exhibit a binder portfolio to reflect what the exhibitor accomplished in the four steps of service learning. If the exhibitor has been enrolled in the project for multiple years (including Service Learning 1 & 2), the binder portfolio should include the previous years' work. Use of page protectors is recommended.

CLOTHING & TEXTILES

Each county may submit 3 STEAM entries total from 50151 a-c, 50152 a-c, 50153 a-c; 2 shopping entries from 50154, 50155, 50156; and 1 Ready4Life entry from 50157.

All exhibits entered in the clothing and textiles area will be judged based on their construction and fit (if applicable). Exhibitors bringing garments should not wear their garments when they arrive for judging as the garment will be reviewed by the judges for construction first. Exhibitors will be asked to change into the garment as the second step of the judging process. If the garment was constructed for another individual, that individual must be present to wear the garment for the judge. (Only the exhibitor who made the garment is eligible for ribbon and premium.) Construction and appearance will both be considered during judging. If a pattern was used to make the item, the pattern instructions, either written or electronic, are to be included with the exhibit. Exhibit tags should be attached to the garment, not to the hanger.

Members wishing to exhibit knitted items should enroll in Visual Arts Fiber (if original) or Heritage Arts (if made from a pattern). Members who enroll in Clothing & Textiles with the intent of pursuing quilting can exhibit in the non-clothing exhibit category in STEAM Clothing 1—FUNDamentals. Quilts exhibited in the Clothing & Textiles area will be judged using a rubric that evaluates the sewing skills and construction of the item. All work on the quilt MUST be completed by the 4-H member. You cannot exhibit a quilt that was quilted by someone else. Quilts can be hand OR machine quilted as long as ALL work is completed by the exhibitor.

CLOTHING: STEAM

STEAM Clothing 1 – FUNDamentals (SF 50151a, 50151b, 50151c)

Exhibit one of the following in either the Non-Sewn, Sewn Non-Clothing, or Sewn Clothing exhibit divisions:

Non-Sewn Exhibits (SF 50151a) Exhibit one of the following:

- Clothing Portfolio – Complete at least three different samples/activities from Chapter 2 and/or Chapter 3 of the project manual. Examples of samples you might include: How Two Magically Become One, pages 85-86; No Fear of Fray, pages 93-95; Two Sides of the Moon, pages 97-99; On the Flip Side, pages 101-104; Basic Hand Sewing Skills, pages 106-108. The Portfolio should be placed in an 8 ½" x 11", 3 ring binder. Include an appropriate cover, dividers, and table of contents. NOTE – additional pages can be added each year but must be dated with the year. See pages 9-10 of the project manual for portfolio formatting.
- Fabric Textile Scrapbook – Must include at least 5 different textile samples. Use Textile Information Cards template on page 41 in the project manual to identify fabric swatches. Completed textile cards should be placed in an 8 ½" x 11", 3-ring binder. Include an appropriate cover. See project manual, pages 42-74, for fabric options and fabric science experiments.
- What's the Difference - What's the Price Point – Exhibit may include a notebook, poster, small display sharing a project comparison and price point. See activity, pages 118-120. Exhibit should include PHOTOS; NO actual PILLOWS.

Beginning Sewing Exhibits – exhibits in this class must be made from medium weight woven fabrics that will sew and press smoothly, flannel/fleece is acceptable. Solid color fabrics or those having an overall print are acceptable. NO PLAIDS, STRIPES, NAPPED or JERSEY KNIT. Patterns should be simple WITHOUT DARTS, SET-IN SLEEVES, and COLLARS. Raglan and loose flowing sleeves are acceptable.

Sewn Non-Clothing Exhibits (SF 50151b) Exhibit one of the following:

- Pillowcase
- Simple Pillow – no larger than 18" x 18"
- Bag/Purse – no zippers or button holes
- Other non-clothing item using skills learned in project manual

Sewn Clothing Exhibits (SF 50151c) Exhibit one of the following:

- Simple top
- Simple pants, shorts, or skirt – no zipper or button holes
- Simple Dress – no zipper or button holes
- Other – other wearable item using skills learned in project manual (apron, vest, etc.)

STEAM Clothing 2 – Simply Sewing (SF 50152a, 50152b, 50152c)

Exhibit one of the following in either the Non-Sewn, Sewn Non-Clothing, or Sewn Clothing exhibit divisions:

Non-Sewn Exhibits (SF 50152a) Exhibit one of the following:

- Clothing Portfolio – Complete at least four different samples/activities from Chapters 2, 3 AND/OR 4 of the project manual. The Portfolio should be placed in an 8 ½" x 11", 3 ring binder. Include an appropriate cover, dividers, and table of contents. NOTE – this can be a continuation of a Portfolio created in STEAM Clothing 1. Additional pages can be added each year but must be dated with the year created. See project manual, pages 9-11, for portfolio formatting.
- Expanded Textile Science Scrapbook – Must include at least 10 different textile samples. Use Textile Information Cards template on page 39 in the project manual to identify fabric swatches. Completed textile cards should be placed in an 8 ½" x 11", 3 ring binder. Include an appropriate cover. See project manual, pages 40-82, for fabric science experiments.
- Design Basics – Understanding Design Principles – Exhibit should include a learning experience that demonstrates the design principles and elements involved when selecting fabric for clothing and accessories. See project manual, pages 17-20, for design suggestions.
- Entrepreneurial Sewing – Exhibit should highlight items you made for sale online. Create an exhibit that displays products you made and posted online. Refer to the project manual, pages 161-167, for information on how to analyze the cost of similar purchased items to determine pricing of your products. The exhibit may be a notebook, poster or small display.

Sewn Non-Clothing Exhibits (SF 50152b) Exhibit one of the following:

- Recycled Clothing Accessory – Create a clothing accessory made from a used item. The item must be changed in some way in the redesign process. The finished accessory must reflect at least one skill learned in the project and exhibitor should be able to identify the skill used. A before picture and a description of the redesign process must accompany the exhibit. Clothing accessory may include: hat, bag, scarf, belt, etc.
- Non-clothing item OR Clothing Accessory – Create a clothing accessory using at least one skill learned in this project. Exhibitor should be able to identify the skill used.

Sewn Clothing Exhibits (SF 50152c) Exhibit one of the following:

- Recycled Clothing – Create a garment from used textile-based items. The original used item must be redesigned (not just embellished or decorated) in some way to create a new wearable piece of clothing. The finished garment must reflect at least one skill learned in this project and exhibitor should be able to identify the skill used. A before picture and a description of the redesign process must accompany the exhibit.

- Constructed garment – Any garment with facings or curves. Should use at least one skill learned in this project and exhibitor should be able to identify the skills used. Garment should be appropriate for the age and experience of the member.

STEAM Clothing 3 – A Stitch Further (SF 50153a, 50153b, 50153c)

Exhibit one of the following in either the Non-Sewn, Sewn Non-Clothing, or Sewn Clothing exhibit divisions:

Non-Sewn Exhibits (SF 50153a) Exhibit one of the following:

- Clothing Portfolio – Complete at least four different samples/activities from Chapters 2, 3 AND/OR 4 of the project manual. The Portfolio should be placed in an 8 ½" x 11", 3 ring binder. Include an appropriate cover, dividers, and table of contents. NOTE – this can be a continuation of a Portfolio created in STEAM Clothing 1 and/or STEM Clothing 2. Additional pages can be added each year but must be dated with the year created. See project manual, pages 11-13, for portfolio formatting.
- Expanded Textile Science Scrapbook – Must include at least 10 different textile samples. Use Textile Information Cards template on page 29 in the project manual to identify fabric swatches. Completed textile cards should be placed in an 8 ½" x 11", 3 ring binder. Include an appropriate cover. See project manual, pages 39-52, for fabric science experiments.
- Advanced Entrepreneurial Sewing – Using knowledge gained in project manual, Chapter 5, display one sample product with a business plan that includes a business ID and logo. The exhibit may be a notebook, poster or small display.

Sewn Non-Clothing Exhibit (SF 50153b) Exhibit one of the following:

- Recycled Clothing Accessory – Create a clothing accessory made from a used item. The item must be changed in some way in the redesign process. The finished accessory must reflect at least one skill learned in the project and exhibitor should be able to identify the skill used. A before picture and a description of the redesign process must accompany the exhibit.
- Non-clothing item OR Clothing Accessory – Create a clothing accessory using at least one skill learned in this project. Exhibitor should be able to identify the skill used.

Sewn Clothing Exhibit (SF 50153c) Exhibit one of the following:

- Recycled Clothing – Create a garment from used textile-based items. The original used item must be redesigned (not just embellished or decorated) in some way to create a new wearable piece of clothing. The finished garment must reflect at least one skill learned in this project and exhibitor should be able to identify the skill used. A before picture and a description of the redesign process must accompany the exhibit.
- Constructed garment – Any garment constructed by the member which is appropriate for the age and experience of the exhibitor. Should use at least one skill learned in this project and exhibitor should be able to identify the skills used. Possible examples are wool garment, dress or jacket with set in sleeves and zipper or buttons and button holes, suit, evening gown or sport outfit.

CLOTHING: SHOPPING

Exhibit one of the following options that align with the Shopping in Style level. If a garment is part of the 4-H exhibit, exhibitors should put the garment on PRIOR to their judging time.

Shopping in Style: Members are encouraged to spend more than one year involved in this project so they have time to learn what clothing styles look best on them while they also gain skills in building a versatile wardrobe and staying within their budget. Each year enrolled in Shopping should build on the previous year's learning experience.

Shopping in Style (SF 50154)

Beginning – Choose one of the following activities from Unit 1 or Unit 2 of the project book:

- Exhibit should consist of a garment that reflects your personal style along with a poster or report that 1) explains how this garment reflects your style and how it influences what others think of you; **OR** 2) how your personal style either aligns or contradicts what is considered to be “in style” today. **OR**
- Exhibit should include a garment you purchased along with a poster or report that explains or illustrates how this garment is either 1) a modern version of a fad or fashion from an earlier decade; **OR** 2) how this garment reflects a different ethnic or cultural influence. Exhibit should include garment you purchased along with a poster or report that provides 1) a body shape discussion and how body shape influences clothing selections; **OR** 2) a color discussion that provides an overview of how different colors complement different hair colors and skin tones and how that influenced garment selection. Poster or report may include pictures from magazines, the internet or actual photos of garments. **OR**
- Exhibit should include garment you purchased along with a poster or report that 1) explains how this garment uses the principles of design lines to create an illusion to alter appearance; **OR** 2) explains how color and texture of fabrics can complement or enhance appearance. Poster or report may include pictures from magazines, the internet, or actual photos of garments.

Intermediate – Choose one of the following activities from Unit 3 or Unit 4 of the project book (SF 50155):

- Exhibit should include two clothing items that were previously a part of your wardrobe that still fit but you don’t wear anymore and pair them with something new to make them wearable again. Also include a report that explains why the garment was not being worn and what you did to transform it into a wearable garment again. **OR**
- Exhibit should include at least five pieces of clothing that exhibitor can mix and match to create multiple outfits. Include a poster or report that includes a clothing inventory **AND** describes what you have learned by completing this activity. **OR**
- Exhibit should include garment you purchased along with a poster or report that 1) includes a wardrobe inventory which indicates why you selected the garment you did, clothing budget, and cost of garment; **OR** 2) explains how advertising influences clothing purchases, making a distinction between wants and needs; and how the purchase of this garment compliments and/or extends your wardrobe. **OR**
- Exhibit should include garment you purchased along with a poster or report that 1) describes a cost comparison of this item completed by the exhibitor when purchasing the garment; should include variety of shopping options and/or price tracking at stores over a period of time; **OR** 2) provides a quality comparison rating the specific clothing item purchased based on care, construction, cost and unique features; should include construction quality details, design features that influenced selection, cost per wearing, and garment care.

Advanced – Choose one of the following activities from Unit 5 or Unit 6 of the project book (SF 50156):

- Exhibit should include garment you purchased along with a poster or report that summarizes care requirements not only for this garment but also for garments made of other natural and synthetic fibers; exhibit should also include a care cost analysis for garments of different fibers. **OR**
- Exhibit should include garment you purchased which you have repaired or altered along with a poster or report that provides a clothing inventory list which includes cost savings for repaired items as compared to purchasing replacement garments.
- Exhibit should include multiple garments you purchased along with a poster or report that provides plans and commentary for a fashion show that would capture the attention of an audience. Fashion show plans should identify target audience, include show venue, purpose of the show, and logistical plan for the fashion show. This should also include a financial plan. Exhibitor should be prepared to demonstrate modeling skills.

Sewing & Textiles Ready4Life Challenge (SF 50157)**Open to 11- to 18-year-olds enrolled in any Sewing & Textiles project.**

Exhibits in this category must include the following: a) a physical representation of the career or business product such as a model, prototype or display/portfolio that includes images of accomplished work; b) verbal or written explanations that demonstrate knowledge of the related career or business fields, potential careers, and the appropriate requirements for achievement in those fields. The judging criteria for this class values thoroughness of career and/or business exploration and pursuit above the workmanship of the physical specimen on display.

COLLEGE & CAREER READINESS

Each county may submit 1 entry from 50365; and 1 entry from 50366.

Build Your Future (SF 50365)

Develop a career portfolio which includes the items listed below. Members are encouraged to spend more than one year involved in this project so they have time to thoroughly explore the learning modules and develop a greater understanding of planning and preparing for their future and develop a comprehensive career planning portfolio. The original OR photocopies of the completed activities from the project manual should be included in the portfolio. Each year enrolled in the project should build on the previous year's learning experiences.

- **First Year** – Complete a minimum of Activities 1-4 from the Build Your Future project manual which includes: Skills...Choices...Careers; Making Career Connections; Build Your Future Through Portfolios; and Education Pay\$.
- **Second Year** – Complete a minimum of Activities 5-7 from the Build Your Future project manual which includes: Career FUNds; Turn Your 4-H Passion Into Profit; and Pounding the Pavement.
- **Third Year** – Complete a minimum of Activities 8-9 from the Build Your Future project manual which includes: Putting the Pieces Together: Goals for the Future; and Pathways to Success.

College & Career Ready4Life Challenge (SF 50366)**Open to 11- to 18-year-olds enrolled in the College & Career project.**

Exhibits in this category must include the following: a) a physical representation of the career or business product such as a model, prototype or display/portfolio that includes images of accomplished work; b) verbal or written explanations that demonstrate knowledge of the related career or business fields, potential careers, and the appropriate requirements for achievement in those fields. The judging criteria for this class values thoroughness of career and/or business exploration and pursuit above the workmanship of the physical specimen on display.

COMMUNICATIONS

Each county may submit 2 entries total from 50367, 50368, 50369; and 1 entry from 50370.

Communications 1 (SF 50368)

For 1st year enrolled in project: Exhibit a binder portfolio showcasing at least three activities from the project manual. Show basic activities and anything that extended lessons. For 2nd and 3rd years in project: Include everything from earlier years' work and add a section showcasing at least four additional activities per year.

Communications 2 (SF 50368)

For 1st year enrolled in project: Exhibit a binder portfolio showcasing at least three activities from the project manual. Show basic activities and anything that extended lessons. For 2nd and 3rd years in project: Include everything from earlier years' work and add a section showcasing at least four additional activities per year.

Communications 3 (SF 50368)

For 1st year enrolled in project: Exhibit a binder portfolio showcasing at least three activities from the project manual. Show basic activities and anything that extended lessons. For 2nd and 3rd years in project: Include everything from earlier years' work and add a section showcasing at least four additional activities per year.

Creative Writing (SF 50367)

To provide the best learning experience, it is suggested that counties receive submissions in this class prior to the exhibition date to allow a judge adequate time to read the submissions and provide meaningful review. Each member may submit only one entry per class. Each entry is to be typewritten on 8 ½" x 11" paper and include the exhibitor's name. Entries must be original and **written for the 4-H project**. Stories should be double-spaced. Poems may be single-spaced.

- **Rhymed Poetry** – An interpretation of a subject in rhymed verse. Submit a collection of three poems.
- **Free Style Poetry** – An interpretation of a subject in unrhymed verse. Submit a collection of three poems.
- **Short Story** – A fiction piece comprised of three basic elements: a theme, a plot and characters. Submit one story, maximum length: 2,000 words.
- **Essay** – A short nonfiction composition in which a theme is developed or an idea is expressed. Submit one essay, maximum length: 500 words.
- **Feature Story** – Nonfiction human-interest story judged on interest to readers, writing style, readability, and thoroughness of coverage. Submit one story, maximum length: 1,000 words.

Journalism (SF 50369)

Exhibit a binder portfolio showing the results of the appropriate year's activities noted below:

- **Year 1:** Accomplishments of a minimum of 5, 2-star activities from Part 1, answering all the questions in the activities.
- **Year 2:** Results of doing a minimum of 5, 2-star activities in Part 2, answering all the questions in the activities.
- **Year 3:** Results of doing a minimum of 5, 3-star activities from Parts 1 and 2. One of the activities must include writing an advance story, a follow-up story, or a feature story.
- **Year 4:** Results of doing at least 2, 2-star activities and 3, 3-star activities from Part 3. If the activities include making an audio or videotape, State Fair will provide a way for the judge to view or listen to it.

Communications Ready4Life Challenge (SF 50370)

Open to 11- to 18-year-olds enrolled in any Communications project.

Exhibits in this category must include the following: a) a physical representation of the career or business product such as a model, prototype or display/portfolio that includes images of accomplished work; b) verbal or written explanations that demonstrate knowledge of the related career or business fields, potential careers, and the appropriate requirements for achievement in those fields. The judging criteria for this class values thoroughness of career and/or business exploration and pursuit above the workmanship of the physical specimen on display.

COMMUNICATIONS: PUBLIC PRESENTATIONS

Enrollment in the Public Presentations project is required to participate in this section. No live animals are allowed in speeches. Counties may advance a total of 3 entries from any category to the state contest. A 4-H member may advance in one individual category and one team category.

Formal Speech | Self-written | Notes Allowed | No props | Individual | 4-6 minutes

Formal Speeches share the presenter's own unique view and are intended to motivate, persuade, or inform an audience and may include a call to action. Youth deliver a speech on any topic they wish.

Illustrated Speech | Self-written | Notes Allowed | Illustrations Required | Individual | 4-6 minutes

Illustrated Speeches may be used to inform, persuade, or motivate the audience while using a visual aid. Visual aids may be two dimensional, three-dimensional, or digital. Youth may include audience participation. Digital visual aids must be stored on a USB flash drive. Illustrated speeches may be:

- How-to demonstrations which show the audience how to do something.
- Object lessons which use objects as metaphors to share a message.
- Educational models where drawings or diagrams help explain a topic.

Original Works | Self-written | Notes Allowed | Props and Costumes Allowed | Individual or 2-Person Team | Manuscripts sent in Advance | 4-6 minutes

Original works must be written entirely by the presenter. It may be presented as an individual or a two-person team entry. Manuscripts must be sent in advance to the contest. Presentations may be designed for TV, radio, or online media and must be presented live. The types of entries could include:

- Prose and Short Stories
- Poetry
- Broadcast Media Program
- Theatrical
- Combined Program: Combine any number of the above elements along with other creative presentation forms

Oral Interpretation | Published Work | Props and Costumes Allowed | Individual or 2-Person Team | Manuscripts sent in Advance | 4-6 minutes

Presentations in Oral Interpretation must be published works, and manuscripts or transcripts must be submitted prior to the event. They may be presented as an individual or a two-person team entry. The types of entries could include:

- Prose and Short Stories
- Poetry
- Theatrical Interpretation
- Published Speech Recitation: Excerpt from a spoken presentation delivered by a public figure, such as Winston Churchill, Dr. Martin Luther King, Jr., or Maya Angelou
- Combined Program: Combine any number of the above elements along with other creative presentation forms

COMPUTER SCIENCE

Each county may submit 3 entries total from 50159, 50160, 50161, 50162; and 1 entry from 50164.

Exhibitors may bring computer equipment for demonstration purposes. Computers will not be furnished. Internet connections are not available for use by exhibitors. Any member found to be using computer software in a manner that infringes on copyright laws will be disqualified.

Beginning Visual Programming (not eligible for state fair)

Open to youth in Computer Science Visual Based Programming

Exhibit a simple program using Scratch (or other simple visual programming language). The program should include 8 different commands including looping and getting input from the keyboard and mouse. All exhibits must include something visual, such as a poster or printed copy of a digital presentation, which will remain on display during the exhibition. Electronic equipment will only be used during your personal judging time and will not remain on display during the entire exhibit period.

Intermediate Visual Programming (SF 50159)**Open to youth in Computer Science Visual Based Programming**

Exhibit a program using Scratch (or other simple visual programming language) that you have downloaded from the internet and modified. Compare the two programs and demonstrate the changes you made to the original program; **OR** create an animated storybook using Scratch (or other simple graphical programming language). All exhibits must include something visual, such as a poster or printed copy of a digital presentation, which will remain on display during the exhibition. Electronic equipment will only be used during your personal judging time and will not remain on display during the entire exhibit period.

Advance Visual Programming (SF 50160)**Open to youth in Computer Science Visual Based Programming**

Exhibit a video game you have created in Scratch (or other simple visual programming language). All exhibits must include something visual, such as a poster or printed copy of a digital presentation, which will remain on display during the exhibition. Electronic equipment will only be used during your personal judging time and will not remain on display during the entire exhibit period.

Website Design (SF 50161)**Open to youth in Computer Science Visual or Text Based Programming**

Exhibit an original website that you have designed. Internet access will not be provided, so exhibitors must supply their own internet hotspot or the website must be hosted on the exhibitor's computer). All exhibits must include something visual, such as a poster or printed copy of a digital presentation, which will remain on display during the exhibition. Electronic equipment will only be used during your personal judging time and will not remain on display during the entire exhibit period.

Computer Open Source / Innovation CS (SF 50162)**Open to youth enrolled in Computer Science Text-Based Programming or robotics project).**

Demonstrate the skills and knowledge you have gained through the Computer project. The exhibit may include, but isn't limited to, original works, objects, demonstrations, digital presentations, programs, websites, games, apps, performances, or posters which you have made. Choose whatever method best shows what you've learned. Your exhibit should not fit in the other exhibit options for this project. You must furnish any equipment you need for your exhibit. Internet service will not be provided for the exhibit. Exhibits in this class may also demonstrate successful application of open source (publicly available) computing software and/or hardware, such as Raspberry Pi and Linux, to accomplish a task. All exhibits must include something visual, such as a poster or printed copy of a digital presentation or programing flowchart, which will remain on display during the exhibition. Exhibits in this area will be judged on the computer science programming. Youth enrolled in a robotics project should choose this class if you want the exhibit to be judged on the programming of the robot. Electronic equipment will only be used during your personal judging time and will not remain on display during the entire exhibit period.

Computer Science Ready4Life Challenge (SF 50164)**Open to 11- to 18-year-olds enrolled in any Computer project**

Exhibits in this category must include the following: a) a physical representation of the career or business product such as a model, prototype or display/portfolio that includes images of accomplished work; b) verbal or written explanations that demonstrate knowledge of the related career or business fields, potential careers, and the appropriate requirements for achievement in those fields. The judging criteria for this class values thoroughness of career and/or business exploration and pursuit above the workmanship of the physical specimen on display.

Computer Science Maker (SF 50400)**Counties may submit 3 entries TOTAL combined from all Maker exhibit divisions.**

Exhibits in this category are designed to be multi-disciplinary in nature, innovative, and must not fit into any other

exhibit category. To qualify for this category, your project **MUST** abide by the following guidelines:

- Exhibits must be an object or device that has an intended purpose and uses technology in either a mechanical way, digital (computer) way, or combination of the two.
- The device must be something that can be used in everyday life by multiple people (a target audience), and **MUST** be manufactured/built by the exhibitor (If not fully manufactured by the exhibitor, the device **MUST** be modified structurally or be reprogramed to perform a different function other than what it was designed to do).
- Exhibits **MUST** be able to interact with the outside world. (e.g. an on off switch, input sensors, feedback, etc.)
- Exhibits **MUST** include a detailed build log with instructions on how to make or build the exhibit, **AND** contain either a 3D rendering or detailed and labeled sketches of the device/product.
- All parts and software used in the design/build **MUST** be listed in a detailed Bill of Materials including cost per item and total cost. Total time spent on the build must be documented in your build log.

In addition, exhibitors are **HIGHLY** encouraged to use tools such as 3-D printers, laser cutters, routers and/or other hand/power tools to help in the manufacturing process (**NOTE: Simply 3-D printing or laser cutting an object without the other specifications does not qualify as a Maker Project**). It is also **HIGHLY** encouraged that exhibits use Open Source software and/or hardware in the build.

CONSUMER EDUCATION

Each county may submit 2 entries total from 50168, 50169; and 1 entry from 50167.

Entrepreneurship: Be the E! (not eligible for state fair)

Exhibit a binder portfolio or display that includes the results of at least two completed activities from each year the exhibitor has been enrolled in the project. Completed activities from previous years should be included.

My Financial Future 1 Beginner (SF 50168)

Develop a Financial Planning portfolio which includes the items listed below. This project can be completed all in one year; or a member may take several years to explore each of the activities and develop a more detailed financial plan. The original OR photocopies of the completed activities from the project manual should be included in the portfolio. Each year enrolled in the project should build on previous year experiences.

- **First Year** – Complete a minimum of Activities 1-6 from the My Financial Future – Beginner project manual which includes: Who Needs This?; Let's get SMART; Bringing Home the Bacon; Managing Your Money Flow; My Money Personality; and Money Decisions.
- **Second Year and Beyond** – Complete a minimum of Activities 7-11 from the My Financial Future – Beginner project manual which includes: Banking your \$\$\$\$; Charging it Up; Check it Out; Better than a Piggy Bank!; and My Work; My Future.

My Financial Future 2 Advanced (SF 50169)

Building on your previous work in My Financial Future – Beginner project, continue adding to your Financial Planning portfolio which includes the items listed below. Members are encouraged to spend more than one year involved in this project so they have time to thoroughly explore the learning modules and develop a greater understanding of financial literacy, planning for their future, and develop a comprehensive career and financial planning portfolio. The original OR photocopies of the completed activities from the project manual should be included in the portfolio. Each year enrolled in the project should build on previous year's learning experiences.

- **First Year** – Complete a minimum of two activities from Module 1: Earning Income and Career Planning and Module 2: Organizing Your Flow.
- **Second Year** – Complete all activities not previously completed in Module 1: Earning Income and Career

Planning and Module 2: Organizing Your Flow; **AND** a minimum of two of the activities from Module 3: Working with Banks and Credit Unions: Bank on It and Module 4: Making Your \$ Work 4 U.

- **Third Year and Beyond** – Complete all activities not previously completed in Module 3: Working with Banks and Credit Unions: Bank on It and Module 4: Making Your \$ Work 4 U; **AND** a minimum of two activities from Module 5: Credit and Consumer Breadcrumbs.

Consumer Ed Ready4Life Challenge (SF 50167)

Open to 11- to 18-year-olds enrolled in any Consumer Education project.

Exhibits in this category must include the following: a) a physical representation of the career or business product such as a model, prototype or display/portfolio that includes images of accomplished work; b) verbal or written explanations that demonstrate knowledge of the related career or business fields, potential careers, and the appropriate requirements for achievement in those fields. The judging criteria for this class values thoroughness of career and/or business exploration and pursuit above the workmanship of the physical specimen on display.

CROPS

Each county may submit 3 entries total from 50170, 50171, 50172, 50173; and 1 entry from 50175.

Soybeans (SF 50170)

Exhibit five fresh plants (include root system that is washed) that are representative of member's 4-H project field; **OR** exhibit an experimental or educational project related to one experience from your project. Include explanation of the project in a report for public understanding. Include the member's crop records with the exhibit, such as the 4-H crop record found online @ 4-H.illinois.edu, an FFA crops record, or similar information.

Corn (SF 50171)

Exhibit two fresh plants of field corn (include root system that is washed) that are representative of member's 4-H project field; **OR** exhibit an experimental or educational project related to one experience from your project. Include explanation of the project in a report for public understanding. *Sweet corn should be exhibited in Vegetable Gardening unless being raised under commercial contract by the exhibitor.* Include the member's crop records with the exhibit, such as the 4-H crop record found online @ 4-H.illinois.edu, an FFA crops record, or similar information.

Small Grains (SF 50172)

Exhibit one gallon of the current year's crop of oats, wheat, rye, or barley that is representative of the member's 4-H project field; **OR** exhibit an experimental or educational project related to one experience from your project. Include explanation of the project in a report for public understanding. Include the member's crop records with the exhibit, such as the 4-H crop record found online @ 4-H.illinois.edu, an FFA crops record, or similar information.

Crops Innovation Class (SF 50173)

Open to youth enrolled in any Crops project

Demonstrate the skills and knowledge you have gained through the Crops project. This could be related to, but not limited to crop production, crop utilization or topics of interest to the member related to agronomy. The exhibit may include, but isn't limited to, original works, objects, demonstrations, digital presentations, programs, websites, games, apps, performances, or posters which you have made. Choose whatever method best shows what you've learned. Your exhibit should not fit in the other exhibit options for this project. You must furnish any equipment you need for your exhibit. Internet service will not be provided for the exhibit. All exhibits must include something visual, such as a printed copy of a digital presentation, which will remain on display during the exhibition. Electronic equipment will only be used during your personal judging time and will not remain on display during the entire exhibit period.

Crops Ready4Life Challenge (SF 50175)**Open to 11- to 18-year-olds enrolled in any Crops project**

Exhibits in this category must include the following: a) a physical representation of the career or business product such as a model, prototype or display/portfolio that includes images of accomplished work; b) verbal or written explanations that demonstrate knowledge of the related career or business fields, potential careers, and the appropriate requirements for achievement in those fields. The judging criteria for this class values thoroughness of career and/or business exploration and pursuit above the workmanship of the physical specimen on display.

DAIRY CATTLE

For youth enrolled in Dairy Cattle**Dairy Cattle Animal Science (SF 50135)**

Prepare a display focusing on any activity related to the dairy cattle project. Demonstrate the skills and knowledge you have gained through the animal project you studied. The exhibit may include, but isn't limited to, original works, objects, demonstrations, digital presentations, programs, websites, games, apps, performances, or posters which you have made. Choose whatever method best shows what you've learned. You must furnish any equipment you need for your exhibit. Internet service will not be provided for the exhibit. All exhibits must include something visual, such as a printed copy of a digital presentation, which will remain on display during the exhibition. Electronic equipment will only be used during your personal judging time and will not remain on display during the entire exhibit period. Live animals are not permitted as exhibits in this area. For safety reasons, exhibits cannot include glass, syringes with needles or any other sharp objects.

Animal Science Dairy Cattle Ready4Life Challenge (SF 50137)**(Open to 11- to 18-year-olds enrolled in any Dairy Cattle project)**

Exhibits in this category must include the following: a) a physical representation of the career or business product such as a model, prototype or display/portfolio that includes images of accomplished work; b) verbal or written explanations that demonstrate knowledge of the related career or business fields, potential careers, and the appropriate requirements for achievement in those fields. The judging criteria for this class values thoroughness of career and/or business exploration and pursuit above the workmanship of the physical specimen on display.

DOG

For youth enrolled in Dogs**Dog Animal Science (SF 50135)**

Prepare a display focusing on any activity related to the dog project. Demonstrate the skills and knowledge you have gained through the animal project you studied. The exhibit may include, but isn't limited to, original works, objects, demonstrations, digital presentations, programs, websites, games, apps, performances, or posters which you have made. Choose whatever method best shows what you've learned. You must furnish any equipment you need for your exhibit. Internet service will not be provided for the exhibit. All exhibits must include something visual, such as a printed copy of a digital presentation, which will remain on display during the exhibition. Electronic equipment will only be used during your personal judging time and will not remain on display during the entire exhibit period. Live animals are not permitted as exhibits in this area. For safety reasons, exhibits cannot include glass, syringes with needles or any other sharp objects.

Animal Science Dog Ready4Life Challenge: (SF 50137)**Open to 11- to 18-year-olds enrolled in any Dog project.**

Exhibits in this category must include the following: a) a physical representation of the career or business product

such as a model, prototype or display/portfolio that includes images of accomplished work; b) verbal or written explanations that demonstrate knowledge of the related career or business fields, potential careers, and the appropriate requirements for achievement in those fields. The judging criteria for this class values thoroughness of career and/or business exploration and pursuit above the workmanship of the physical specimen on display.

DO YOUR OWN THING

No Premiums will be paid for Do Your Own Thing projects. Not State Fair eligible. 4-H'ers are exempt from the one per class rule. You may enter as many projects as you wish in DYOT. This is for projects that do not fit into any other class within the fair book. All kits, non-original visual arts, stepping stones, and scrapbooks projects should be entered under DYOT. No live animals or pets are to be brought for these classes.

All "Do Your Own Thing" projects are exempt from the size requirements listed in the General Rules.

Prepare a display related to any activity. Exhibit the project along with the following information written or typed on an 8 ½ x 11" sheet of paper.

Include all of the following: 1.) Title of project centered on page. 2.) Your name and club in the upper right hand corner. 3.) The purpose of the exhibit or project. Tell in one or two sentences what your project represents and why you chose this subject. 4.) List equipment and material used. 5.) Include a step-by-step list of things you did to complete the exhibit. 6.) List references used. Include books, names of people, TV programs, internet, etc.

***County Class 75 - Crafts**

***County Class 76 - Do Your Own Thing – Foods**

***County Class 77 - Do Your Own Thing – Hobbies**

***County Class 78 - Reading**

Specific requirements for County Class 78 – Reading: Reading is not eligible for premiums and should be entered under DYOT. Exhibit one of the following:

1. A bookmark made by the member depicting a story or a character from a book read during the 4-H year. Include the title and author.
2. Make a book jacket that includes a story summary on the flap. Include the title and author.

DRONES: UNMANNED AERIAL VEHICLES/SYSTEMS

Each county may submit 2 entries from each class.

Choose one of the following classes based on your interest and skill level.

Each Exhibitor must complete all three sections of Quads Away Curriculum and display (or upload) a completed Mission Logbook.

UAV Display (SF 50375)

Prepare a display related to the Drones/UAV project on the topic of your choosing. The exhibit may include, but isn't limited to, original works, objects, demonstrations, digital presentations, programs, websites, games, apps, performances, or posters which you have made. Choose whatever method best shows what you've learned. You must furnish any equipment you need for your exhibit. Internet service will not be provided for the exhibit. All exhibits must include something visual, such as a printed copy of a digital presentation, which will remain on display during the exhibition. Electronic equipment will only be used during your personal judging time and will not remain on display during the entire exhibit period. Non-UAV/ Drone projects should not be entered in this class

(see Aerospace Display).

UAV Unmanned Aerial Systems (SF 50376)

Exhibit one Unmanned Aerial Vehicle and associated system assembled or made by the member. UAV or Drone exhibits in this class must be either originally designed or built from a kit of reconfigurable parts and components. These displays are limited to multicopters (tri, quad, hex, and octocopters), as well as FPV airplanes and flying wings with wingspans up to 36". A detailed build log with pictures, as well as a Mission Logbook must be included. The UAV MUST have a Flight Controller and utilize a camera/video transmission system. The exhibit will be a static display. The Drone should be in good flying condition with batteries fully charged, and all UAS components (including Video System) ready to demonstrate. DO NOT display your UAV with the propellers on, but rather on the table to the side of your UAV. The Drone will not be flown. Attach the printed directions/instructions of the UAV if any were used.

ELECTRICITY

Each county may submit 3 entries total from 50177, 50178, 50179; and 1 entry from 50181.

Electricity 1 (SF 50177)

(May only be battery-powered projects using battery components and wiring). Exhibit a momentary switch, simple switch, basic circuit, electromagnet, galvanometer, **OR** an electric motor. All projects must include a report explaining how the project was constructed and the principles demonstrated. Recommendations can be found on the website. Projects using paper clips, cardboard, thumbtacks, and brads are not eligible for state fair exhibits in electricity. Members wishing to exhibit these types of projects should consider exhibiting in Junk Drawer Robotics 1 or 2.

Electricity 2 (SF 50178)

(May only be battery-powered projects using battery components and wiring). Exhibit a circuit board demonstrating parallel and series switches, including a circuit diagram; 3-way or 4-way switch circuit using DC/battery; **OR** a basic electrical device (examples: rocket launcher, burglar alarm, etc.). All projects must include a report explaining how the project was constructed and the principles demonstrated. Recommendations can be found on the website. Projects using paper clips, cardboard, thumbtacks, and brads are not eligible for state fair exhibits in electricity. Members wishing to exhibit these types of projects should consider exhibiting in Junk Drawer Robotics 1 or 2.

Electricity 3 (SF 50179)

Exhibit a 120V lighting fixture or other appliance that uses a switch; **OR** two electrical household circuits using 120V materials to comply with National Electrical Code, one with a simple on/off switch to control bulb, and one using 3-way switches to control light from two locations; **OR** other project which demonstrates principles in the Wired for Power book. All electricity projects must include a report, explaining how the project was constructed, and principles for its operation. Recommendations can be found on the website.

Electricity 4 (not eligible for state fair)

Exhibit any electronic or solid-state appliance. Exhibitor must be able to explain how the project was constructed, how it is to be used and how it works. When project is being constructed, general safety and workmanship should be considered.

Electricity Ready4Life Challenge (SF 50181)

Open to 11- to 18-year-olds enrolled in any Electricity project.

Exhibits in this category must include the following: a) a physical representation of the career or business product such as a model, prototype or display/portfolio that includes images of accomplished work; b) verbal or written

explanations that demonstrate knowledge of the related career or business fields, potential careers, and the appropriate requirements for achievement in those fields. The judging criteria for this class values thoroughness of career and/or business exploration and pursuit above the workmanship of the physical specimen on display.

ENTOMOLOGY GENERAL

Each county may submit 2 entries total from 50183, 50184, 50185, 50186; 1 entry from Class 50187.

Size and number of exhibit cases should relate appropriately to the number of insects being displayed for a specified class. Cases should be no deeper than 4". Exhibitors should note that Entomology exhibits may be placed UPRIGHT for display.

Entomology 1 (SF 50183)

Exhibit 15 or more species representing four or more orders. Collection must be accurately labeled. Exhibitors must also include the Entomology 1 project manual, *Teaming With Insects 1*, with at least one completed activity for each year enrolled. The project manual must be included. Rules for pinning and labeling insects are available from your local Extension office.

Entomology 2 (SF 50184)

Exhibit 30 or more species representing eight or more orders. Collection must be accurately labeled. Exhibitors must also include the Entomology 2 project manual, *Teaming With Insects 2*, with at least one completed activity for each year enrolled. The project manual must be included. Rules for pinning and labeling insects are available from your local Extension office.

Entomology 3 (SF 50185)

Exhibit 60 or more species representing twelve or more orders. Collection must be accurately labeled. Exhibitors must also include the Entomology 3 project manual, *Teaming With Insects 3*, with at least one completed activity for each year enrolled. The project manual must be included. Rules for pinning and labeling insects are available from your local Extension office.

Entomology Display (SF 50186)

Open to youth enrolled in Entomology 1, Entomology 2 or Entomology 3

Exhibit any activity or display related to Entomology that does not fit into Entomology Classes 1, 2 or 3 above. The exhibit may include, but isn't limited to, original works, objects, demonstrations, digital presentations, programs, websites, games, apps, performances, or posters which you have made. Choose whatever method best shows what you've learned. You must furnish any equipment you need for your exhibit. Internet service will not be provided for the exhibit. All exhibits must include something visual, such as a printed copy of a digital presentation, which will remain on display during the exhibition. Electronic equipment will only be used during your personal judging time and will not remain on display during the entire exhibit period.

Entomology Ready4Life Challenge (SF 50187)

Open to 11- to 18-year-olds enrolled in any Entomology project.

Exhibits in this category must include the following: a) a physical representation of the career or business product such as a model, prototype or display/portfolio that includes images of accomplished work; b) verbal or written explanations that demonstrate knowledge of the related career or business fields, potential careers, and the appropriate requirements for achievement in those fields. The judging criteria for this class values thoroughness of career and/or business exploration and pursuit above the workmanship of the physical specimen on display.

ENTOMOLOGY BEEKEEPING

Each county may send 2 entries total from classes 50188, 50189, 50190; and 1 entry from 50191.

Create an exhibit that shows the public what you learned in the beekeeping project this year. **Note:** No beehives may be exhibited. (Honey moisture content will be measured.) Fill level: the honey should be filled to the jar shoulder, not over, nor under. Chunk honey should go in a wide-mouth jar, preferably one specially made for chunk honey (see beekeeping catalogs). Be careful to distinguish “chunk honey” (comb in jar) from “cut comb” (comb only in plastic box). *Honey exhibited (including chunk, cut comb, and sections) must be collected since the previous year’s fair.*

Beekeeping 1 (SF 50188)

Exhibit an educational display for one (1) of the following:

- Flowers used to make honey. Display pressed flowers from ten (10) different Illinois plants that bees use for making honey.
- Uses of honey and beeswax.
- Setting up a beehive.
- Safe handling of bees.
- Equipment needed by a beekeeper.

Beekeeping 2 (SF 50189)

Exhibit one (1) of the following:

- Extracted honey: Three (3) 1# jars (glass, screw-top), holding 1# of honey each.
- Chunk honey (comb in jar): Three (3) 1# jars (wide-mouth, glass).
- Cut-comb honey: Three (3) 1# boxes (boxes are usually 4 ½” x 4 ½” in size).
- Section honey: Three (3) sections of comb honey (in basswood boxes or Ross rounds).
- Working with honey bees. Present a topic from your manual to teach fairgoers about working with honey bees. Use your knowledge and creativity to display this information on a poster or in a notebook.

Beekeeping 3 (SF 50190)

Exhibit three (3) of the five (5) kinds of honey listed below (#1-5) or prepare an educational display about honey bees or beekeeping (#6).

1. Extracted honey: Three (3) 1# jars (glass, screw-top), holding 1# of honey each.
2. Chunk honey (comb in a jar): Three (3) 1# jars (wide-mouth, glass) .
3. Cut-comb honey: Three (3) 1# boxes (boxes are usually 4 ½” x 4 ½” in size).
4. Comb honey: Three (3) sections (honey built by bees in frames of wood commonly called “sections”) (boxes are usually 4 ½” x 4 ½” in size).
5. Section honey: Three (3) sections of comb honey (in basswood boxes or Ross rounds) **OR**
6. Prepare an educational display about honey bees or beekeeping.

Entomology Beekeeping Ready4Life Challenge (SF 50191)

Open to 11- to 18-year-olds enrolled in any Entomology project.

Exhibits in this category must include the following: a) a physical representation of the career or business product such as a model, prototype or display/portfolio that includes images of accomplished work; b) verbal or written explanations that demonstrate knowledge of the related career or business fields, potential careers, and the appropriate requirements for achievement in those fields. The judging criteria for this class values thoroughness of career and/or business exploration and pursuit above the workmanship of the physical specimen on display.

ESPORTS

Each county may submit 3 entries from 50430.

All exhibitors must complete all activities in the Illinois 4-H eSports Pilot Curriculum.

eSports (SF 50430)

Compete in at least 1 ranked tournament online or in person (either as a team or solo), and fully document your progress throughout. Any game with a documentable bracket system, at least 3 rounds and a prize count. Be sure to include a description of the tournament, your match information, your win-loss record, and description of the game and platform being used to play the game (Ram requirements/capabilities of your machine, video card specs., etc.). Prepare a PowerPoint presentation describing your journey through eSports (including your 1 mandatory tournament), what you have learned about gaming/eSports, and why you think more youth should be involved. Also include a detailed description of your most important win, explaining your strategy in that victory. Be sure to include screenshots and video, if possible. Load your presentation to a USB drive, and be sure to add narration if uploading for virtual exhibition.

EXPLORATORY (not eligible for state fair)

EXPLORATORY (*Welcome to 4-H*) (not eligible for state fair)

Youth ages 8 – 10 may exhibit a display on one of the following topics from the project book:

- Windowsill gardening; **OR**
- 4-H animals; **OR**
- 4-H family; **OR**
- Coat of arms

COLLECTIBLES (not eligible for state fair)

Bring your completed project book and your collection or examples of your collection (if it's too large to bring) with pictures of total collection, OR an exhibit or poster illustrating one feature of the project.

FAMILY HERITAGE

Each county may submit 1 entry from 50197; and 1 entry from 50199.

Family Heritage (SF 50197)

Prepare an exhibit of items, pictures, maps, charts, slides/tapes, drawings, illustrations, writings or displays that depict the heritage of the member's family or community or 4-H history. Please note: Exhibits are entered at 4-H'ers own risk. 4-H is not responsible for loss or damage to family heirloom items or any items in this division. Displays should not be larger than 22" x 28" wide. If you need a size waiver because the historical item is larger than 22" x 28" please contact the superintendents for approval.

Family Heritage Ready4Life Challenge (SF 50199)

Open to 11- to 18-year-olds enrolled in any Entomology project.

Exhibits in this category must include the following: a) a physical representation of the career or business product such as a model, prototype or display/portfolio that includes images of accomplished work; b) verbal or written explanations that demonstrate knowledge of the related career or business fields, potential careers, and the appropriate requirements for achievement in those fields. The judging criteria for this class values thoroughness of career and/or business exploration and pursuit above the workmanship of the physical specimen on display.

FOODS & NUTRITION

Each county may submit 7 entries total from any of these food classes: 50200, 50201, 50202, 50203, 50204, 50206, 50208, 50211; and 1 entry from 50210.

4-H Cooking 101 (SF 50200)

Using the recipes included in the project manual, prepare an exhibit of 3 cereal marshmallow bars; **OR** ¼ of 8" square or round coffeecake; **OR** 3 cookies. No icing should be on any products. If you make changes to the recipe, bring a copy of the recipe with your changes. Bars, coffeecake, or cookies should be displayed on a disposable plate placed in a zip-sealing plastic bag. *In addition to your food exhibit*, complete the *What's on Your Plate? Activity* on pages 10-11 in the 4-H Cooking 101 project manual. Bring a document with printed pictures of your 3 or more plates and the answers to questions 1-7 to remain on display with your project. The words on the plates must be legible and clearly visible in the picture. Pictures, graphics or photos are acceptable.

4-H Cooking 201 (SF 50201)

Using the recipes included in the project manual, prepare an exhibit of 3 cheese muffins; **OR** 3 scones; **OR** ½ loaf (9" x 5") of basic nut bread. If you make changes to the recipe, bring a copy of the recipe with your changes. Bread, muffins, or scones should be displayed on a disposable plate placed in a zip-sealing plastic bag. *In addition to your food exhibit*, complete *Experiment with Meal Planning Activity* on page 91 in the 4-H Cooking 201 project manual. Bring either page 91 with your completed answers or a document with the answers to remain on display with your project along with a picture of the meal you prepared. You do **not** need to complete the Challenge Yourself section on page 91.

4-H Cooking 301 (SF 50202)

Using the recipes included in the project manual, prepare an exhibit of 3 dinner rolls; **OR** loaf of yeast bread; **OR** 1 tea ring; **OR** 3 sweet rolls; **OR** one layer of a rich white cake or rich chocolate cake, top side up (*without frosting*). If icing is used on the tea ring or sweet rolls, the recipe for the icing must also come from the book. The yeast bread/roll dough may be prepared in a bread making machine; however prepared mixes are not permitted. If you make changes to the recipe, bring a copy of the recipe with your changes. Display exhibit on a disposable plate or pie tin and place in a zip-sealing plastic bag. *In addition to your food exhibit*, complete one of the six experiments: *Experiment with Flour* p. 33-34, *Experiment with Kneading* p. 35-36, *Experiment with Yeast* p. 37-38 or 39, *Experiment with Butter* p. 62-63 or *Experiment with Cheese* p. 104-105. Bring a document with a printed picture of your experiment and the answers to the experiment questions to remain on display with your project.

4-H Cooking 401 (SF 50203)

Using the recipes included in the project manual, prepare an exhibit of ¼ of a 15" x 10" loaf of focaccia bread (do not include dipping oil); **OR** one baked pie shell – traditional, oil, or whole wheat (no graham cracker); **OR** ¼ golden sponge cake, top side up, without frosting; **OR** ½ loaf French bread. If you make changes to the recipe, bring a copy of the recipe with your changes. Display exhibit on a disposable plate and place in a zip-sealing plastic bag. *In addition to your food exhibit*, pick one of the recipes from Cooking 401 that is not a choice for exhibit. Make the recipe and take a picture of the results. Bring a document with a printed picture of the food you made from the recipe and the answers to the following two questions: 1.) If you made this recipe again, what would you do differently? 2.) What did you learn that can help you in other ways besides preparing food?

Food Science 1 (SF 50204)

Prepare a display, digital presentation, or poster on one of the food science experiments from the manual that you completed. Share 1) the food science question you investigated; 2) process used to conduct the experiment; 3) results and observations; 4) what you learned; and 5) how you have applied this information. You must furnish any equipment you need for the exhibit. Internet service is not provided. All exhibits must include something visual,

such as a printed copy of a digital presentation. Electronic equipment will only be used during your judging time and will not remain on display during the exhibit period.

Food Science 2 (SF 50204)

Prepare a display, digital presentation, or poster on one of the food science experiments from the manual that you completed. Share 1) the food science question you investigated; 2) process used to conduct the experiment; 3) results and observations; 4) what you learned; and 5) how you have applied this information. You must furnish any equipment you need for the exhibit. Internet service is not provided. All exhibits must include something visual, such as a printed copy of a digital presentation. Electronic equipment will only be used during your judging time and will not remain on display during the exhibit period.

Food Science 3 (SF 50204)

Prepare a display, digital presentation, or poster on one of the food science experiments from the manual that you completed. Share 1) the food science question you investigated; 2) process used to conduct the experiment; 3) results and observations; 4) what you learned; and 5) how you have applied this information. You must furnish any equipment you need for the exhibit. Internet service is not provided. All exhibits must include something visual, such as a printed copy of a digital presentation. Electronic equipment will only be used during your judging time and will not remain on display during the exhibit period.

Food Science 4 (SF 50204)

Prepare a display, digital presentation, or poster on one of the food science experiments from the manual that you completed. Share 1) the food science question you investigated; 2) process used to conduct the experiment; 3) results and observations; 4) what you learned; and 5) how you have applied this information. You must furnish any equipment you need for the exhibit. Internet service is not provided. All exhibits must include something visual, such as a printed copy of a digital presentation. Electronic equipment will only be used during your judging time and will not remain on display during the exhibit period.

Sports Nutrition (SF 50206)

Prepare a display, digital presentation, or poster on one of the activity chapters in the manual that you completed. The activity chapters are listed by page number in the table of contents. Your exhibit should include, at minimum, information on one physical fitness component and one food/recipe component from the activity chapter. The exhibit should include the project manual with the pages of the activity completed. You may also include live demonstration of physical activities. Do not bring food made using the recipes, but consider adding pictures of the completed recipes to your exhibit. You must furnish any equipment you need for the exhibit. Internet service is not provided. All exhibits must include something visual, such as a printed copy of a digital presentation. Electronic equipment will only be used during your judging time and will not remain on display during the exhibit period.

Examples for Activity 1

Example A: Make a video of yourself practicing flexibility, strength and endurance physical fitness activities and making pasta salad with different vegetable, pasta and dressing ideas. Bring a screenshot and brief description of your video to leave on display.

Example B: Make a poster of pictures of flexibility, strength and endurance physical fitness activities and information on the results of making the spinach and mandarin orange salad. Include answers to the questions in the book.

Food Preservation (SF 50208)

Prepare an exhibit using ONE of the following food preservation methods: canning; freezing; drying; pickles/relishes; jams, jellies and preserves **OR** a combination of these (see Preservation Combination option below), excluding Freezing. **No freezer jam exhibits will be allowed for Freezing; Jams, Jellies, and Preserves; or for the Preservation Combination options.**

- **Canning** – The exhibit should include two different canned foods in appropriate jars for the products. Food may be fruit, vegetable, or tomato product (i.e. salsa, juice, etc.).
- **Freezing** – Prepare a nutrition display that illustrates a freezing principle. There is NOT a food exhibit option for this preservation method.
- **Drying** – Exhibit two (2) different dried foods packed in plastic food storage bags. Choose from fruit, vegetable, fruit leather or meat jerky.
- **Pickles and Relishes** – Exhibit two (2) pint jars of different recipes of pickles and/or relishes.
- **Jams, Jellies, and Preserves** – Exhibit two (2) half-pint jars of two different jams, jellies, and/or preserves.
- **Preservation Combination** – Exhibit two (2) different preserved food products, excluding Freezing, in appropriate jars/package (drying). For example, exhibit 1 jar of tomatoes (Canning) and 1 half-pint of jelly (Jams, Jellies, and Preserves).

All preserved products should be prepared and processed according to the current USDA/Extension information. USDA information on preserving food, including recipes, can be found at: www.homefoodpreservation.com or web.extension.illinois.edu/foodpreservation/. Recipes must be processed in a water-bath or pressure canner.

All food exhibits must be labeled with: 1) The name of the food; 2) The date preserved; 3) Appropriate method(s) of food preservation (For canned projects: boiling water bath or pressure canner; For drying projects: Specify equipment used (food dehydrator, oven, etc.)).

Examples:

- Strawberry jam, boiling water bath. July 13, 2021.
- Green beans, pressure canner. July 13, 2021.
- Beef jerky, food dehydrator and oven. July 13, 2021.

All food exhibits must be accompanied with the recipe(s) – typed or written, with the source of the recipe(s) listed. **Required Recipes and Sources for Food Preservation Exhibits** – all food preservation recipes must be from an approved source. Those sources are:

- *PUT IT UP! Food Preservation for Youth* manuals
- U.S. Department of Agriculture (USDA)
- National Center for Home Food Preservation
- Ball/Kerr Canning (recipes after 1985)
- Mrs. Wages

DO NOT BRING RECIPES FROM: Magazine or newspaper clippings, Pinterest (unless it is from a source listed above), grandmas or a recipe from a family member or friend without a source, cookbooks (excluding the Ball, Kerr and Put It Up! book).

Canning Equipment Requirements: All canned products must be canned in clear, standard jars in good condition (no chips or cracks). Jars must be sealed using two-piece canning lids (flat lid and band). Must use a new, unused flat lid. Bands must not be rusty or severely worn.

Foods Innovation Class (SF 50211)

Open to youth enrolled in any Foods project.

Demonstrate the skills and knowledge you have gained through the project. The exhibit may include, but isn't limited to, original recipes, results of experiments not in the foods project books, variations on recipes or

experimenting with unique cooking or baking methods. Your work can be displayed by a food product, demonstrations, digital presentations, performances, or posters which you have made. Choose whatever method best shows what you've learned. Your exhibit should not fit in the other exhibit options for this project. You must furnish any equipment you need for your exhibit. Internet service will not be provided for the exhibit. All exhibits must include something visual, such as a printed copy of a digital presentation, which will remain on display during the exhibition. Electronic equipment will only be used during your personal judging time and will not remain on display during the entire exhibit period. If you bring a food product, the food will NOT be tasted.

Foods Nutrition Ready4Life Challenge (SF 50210)

Open to 11- to 18-year-olds enrolled in any Foods project

Exhibits in this category must include the following: a) a physical representation of the career or business product such as a model, prototype or display/portfolio that includes images of accomplished work; b) verbal or written explanations that demonstrate knowledge of the related career or business fields, potential careers, and the appropriate requirements for achievement in those fields. The judging criteria for this class values thoroughness of career and/or business exploration and pursuit above the workmanship of the physical specimen on display.

FORESTRY

Each county may submit 1 entry total from 50212, 50213, 50214; and 1 entry from 50216.

Forests of Fun 1 (SF 50212)

Exhibit any product or display illustrating an activity from the book. The exhibit may include, but isn't limited to, original works, objects, demonstrations, digital presentations, programs, websites, games, apps, performances, or posters which you have made. Choose whatever method best shows what you've learned. You must furnish any equipment you need for your exhibit. Internet service will not be provided for the exhibit. All exhibits must include something visual, such as a printed copy of a digital presentation, which will remain on display during the exhibition. Electronic equipment will only be used during your personal judging time and will not remain on display during the entire exhibit period.

Forests of Fun 2 (SF 50213)

Exhibit any product or display illustrating an activity from the book. The exhibit may include, but isn't limited to, original works, objects, demonstrations, digital presentations, programs, websites, games, apps, performances, or posters which you have made. Choose whatever method best shows what you've learned. You must furnish any equipment you need for your exhibit. Internet service will not be provided for the exhibit. All exhibits must include something visual, such as a printed copy of a digital presentation, which will remain on display during the exhibition. Electronic equipment will only be used during your personal judging time and will not remain on display during the entire exhibit period.

Forests of Fun 3 (SF 50214)

Exhibit any product or display illustrating an activity from the book. The exhibit may include, but isn't limited to, original works, objects, demonstrations, digital presentations, programs, websites, games, apps, performances, or posters which you have made. Choose whatever method best shows what you've learned. You must furnish any equipment you need for your exhibit. Internet service will not be provided for the exhibit. All exhibits must include something visual, such as a printed copy of a digital presentation, which will remain on display during the exhibition. Electronic equipment will only be used during your personal judging time and will not remain on display during the entire exhibit period.

Forestry Ready4Life Challenge (SF 50216)

Open to 11- to 18-year-olds enrolled in any Forestry project.

Exhibits in this category must include the following: a) a physical representation of the career or business product such as a model, prototype or display/portfolio that includes images of accomplished work; b) verbal or written

explanations that demonstrate knowledge of the related career or business fields, potential careers, and the appropriate requirements for achievement in those fields. The judging criteria for this class values thoroughness of career and/or business exploration and pursuit above the workmanship of the physical specimen on display.

GEOLOGY

Each county may submit 3 entries total from 50218, 50219, 50220, 50221, 50222; and 1 entry from 50224.

Size and number of exhibit cases should relate appropriately to the number of specimens being displayed for a specified class. Specimens are not limited to Illinois locations. All levels of Geology use the same manual, *Geology-Introduction to the Study of the Earth*.

Pebble Pups 1 (SF 50218)

Display 8 to 19 rocks and mineral specimens with three minerals in the collection. Collection may include duplications that show variations. Label collection and note where found.

Pebble Pups 2 (SF 50219)

Display at least 20, but no more than 29, rocks and mineral specimens with seven minerals in the collection. Collection may include duplications that show variations. Label collection and note where found.

Rock Hounds 1 (SF 50220)

Display at least 30, but no more than 40, rocks and mineral specimens with ten minerals in the collection. Rocks should include at least three igneous, two metamorphic, and three sedimentary groups. Label collection and note where found.

Rock Hounds 2 (SF 50221)

Display no more than 50 specimens that have been selected to illustrate a specific theme of the exhibitor's choosing. Be creative. Sample categories could include (but are not limited to): industrial minerals and their uses; a specific rock group and the variety that occurs in that group, including some minerals that occur in that environment; select fossils traced through the geologic ages; minerals and their crystal habits; rocks and minerals used in the lapidary arts.

Geology Innovation Class (SF 50222)

Open to youth enrolled in Geology.

Demonstrate the skills and knowledge you have gained through the Geology project. Exhibit may be the result of knowledge gained from project manuals; independent study about Illinois rock(s) and mineral(s), interaction with geology professionals; and/or individual exploration in the area of geology. The exhibit may include, but isn't limited to, original works, objects, demonstrations, digital presentations, programs, websites, games, apps, performances, or posters which you have made. Choose whatever method best shows what you've learned. Your exhibit should not fit in the other exhibit options for this project. You must furnish any equipment you need for your exhibit. Internet service will not be provided for the exhibit. All exhibits must include something visual, such as a printed copy of a digital presentation, which will remain on display during the exhibition. Electronic equipment will only be used during your personal judging time and will not remain on display during the entire exhibit period.

Geology Ready4Life Challenge (50224)

Open to 11- to 18-year-olds enrolled in the Geology project.

Exhibits in this category must include the following: a) a physical representation of the career or business product such as a model, prototype or display/portfolio that includes images of accomplished work; b) verbal or written explanations that demonstrate knowledge of the related career or business fields, potential careers, and the appropriate requirements for achievement in those fields. The judging criteria for this class values thoroughness of

career and/or business exploration and pursuit above the workmanship of the physical specimen on display.

GOATS

For youth enrolled in Dairy Goats, Meat Goats

Goat Animal Science (SF 50135)

Prepare a display focusing on any activity related to the goat project. Demonstrate the skills and knowledge you have gained through the animal project you studied. The exhibit may include, but isn't limited to, original works, objects, demonstrations, digital presentations, programs, websites, games, apps, performances, or posters which you have made. Choose whatever method best shows what you've learned. You must furnish any equipment you need for your exhibit. Internet service will not be provided for the exhibit. All exhibits must include something visual, such as a printed copy of a digital presentation, which will remain on display during the exhibition. Electronic equipment will only be used during your personal judging time and will not remain on display during the entire exhibit period. Live animals are not permitted as exhibits in this area. For safety reasons, exhibits cannot include glass, syringes with needles or any other sharp objects.

Animal Science Goats Ready4Life Challenge (SF 50137)

Open to 11- to 18-year-olds enrolled in any Goat project

Exhibits in this category must include the following: a) a physical representation of the career or business product such as a model, prototype or display/portfolio that includes images of accomplished work; b) verbal or written explanations that demonstrate knowledge of the related career or business fields, potential careers, and the appropriate requirements for achievement in those fields. The judging criteria for this class values thoroughness of career and/or business exploration and pursuit above the workmanship of the physical specimen on display.

HEALTH

Each county may submit 3 entries total from 50226, 50227, 50228, 50229; and 1 entry from 50231.

Health 1 (SF 50226)

Select four First Aid Skills and complete the activities for that section. Bring the project book and be prepared to discuss the completed sections. Exhibit a family first aid kit and be prepared to explain what each item is used for.

Health 2 (SF 50227)

Select four Staying Healthy Skills and complete the activities for that section. Bring the project book and be prepared to discuss the completed sections. Exhibit a "smarts" project as explained in the project manual.

Health 3 (SF 50228)

Select four Keeping Fit Skills and complete the activities for that section. Bring the project book and be prepared to discuss the completed sections. Exhibit a poster or display on one of the Keeping Fit Skills.

Health - Your Thoughts Matter – Navigating Mental Health (not eligible for state fair)

Prepare an exhibit that demonstrates the knowledge and understanding gained through completion of the Your Thoughts Matter Member Project Guide. Exhibit the following 1) a poster or display that highlights activities and knowledge gained as you completed any two of activities 1 – 9 included in the curriculum; AND 2) the item you created in Activity 10 - the flyer, website, video, or other promotional tool that points individuals to the resources you found. To exhibit in this project area, 4-H members must have been involved in a 4-H Your Thoughts Matter SPIN Club experience.

Health Innovation Class (SF 50229)**Open to youth enrolled in Health 1, 2 or 3.**

Demonstrate the skills and knowledge you have gained through the Health project. The exhibit may include, but isn't limited to, original works, objects, demonstrations, digital presentations, programs, websites, games, apps, performances, or posters which you have made. Choose whatever method best shows what you've learned. Your exhibit should not fit in the other exhibit options for this project. You must furnish any equipment you need for your exhibit. Internet service will not be provided for the exhibit. All exhibits must include something visual, such as a printed copy of a digital presentation, which will remain on display during the exhibition. Electronic equipment will only be used during your personal judging time and will not remain on display during the entire exhibit period.

Health Ready4Life Challenge (SF 50231)**Open to 11- to 18-year-olds enrolled in any Health project.**

Exhibits in this category must include the following: a) a physical representation of the career or business product such as a model, prototype or display/portfolio that includes images of accomplished work; b) verbal or written explanations that demonstrate knowledge of the related career or business fields, potential careers, and the appropriate requirements for achievement in those fields. The judging criteria for this class values thoroughness of career and/or business exploration and pursuit above the workmanship of the physical specimen on display.

HORSE

For youth enrolled in Horse**Horse Animal Science (SF 50135)**

Prepare a display focusing on any activity related to the horse project. Demonstrate the skills and knowledge you have gained through the animal project you studied. The exhibit may include, but isn't limited to, original works, objects, demonstrations, digital presentations, programs, websites, games, apps, performances, or posters which you have made. Choose whatever method best shows what you've learned. You must furnish any equipment you need for your exhibit. Internet service will not be provided for the exhibit. All exhibits must include something visual, such as a printed copy of a digital presentation, which will remain on display during the exhibition. Electronic equipment will only be used during your personal judging time and will not remain on display during the entire exhibit period. Live animals are not permitted as exhibits in this area. For safety reasons, exhibits cannot include glass, syringes with needles or any other sharp objects.

Animal Science Horse Ready4Life Challenge (SF 50137)**Open to 11- to 18-year-olds enrolled in any Horse project.**

Exhibits in this category must include the following: a) a physical representation of the career or business product such as a model, prototype or display/portfolio that includes images of accomplished work; b) verbal or written explanations that demonstrate knowledge of the related career or business fields, potential careers, and the appropriate requirements for achievement in those fields. The judging criteria for this class values thoroughness of career and/or business exploration and pursuit above the workmanship of the physical specimen on display.

HORTICULTURE: FLORICULTURE

Each county may submit 3 entries total from 50192, 50193, 50194, 50195, 50196; and 1 entry from 50198.

Floriculture A (SF 50192)

Exhibit one of the following options:

- Create a flower arrangement, either a round arrangement or a bud vase. No silk flowers are permitted; **OR**
- Create a photo collage or a collection of pictures of flowers that you have raised. Label your flowers by name and tell if you started with a seed, cutting or transplants. Mount pictures on a poster board; **OR**
- Exhibit in one container: 3 stems of blooms - each with attached foliage. Foliage that would go inside the container may be removed. All three blooms or stems should be the same variety, color, shape and size and must have been grown from seed, young seedling plants, bulbs or rhizomes by the exhibitor. (NOTE: Exhibitors choosing lilies should include no more than 2/3 of foliage for their exhibit.)

Floriculture B (SF 50193)

Exhibit one of the following options:

- Display a mixed planter that may include herbs with foliage plants and/or flowering plants. The planter should include three or more kinds of plants. The container exhibit space must not exceed 18"x18".
- Create an artistic display of dried flowers and/or herbs explaining how each was dried; **OR**
- Create a photo collage or collection of pictures of plants from your theme garden. Label your plants by name and explain how the plants were chosen to fit the theme.

Floriculture C (SF 50194)

Exhibit one of the following options:

- Create a terrarium. Selected plants should be started by the exhibitor from cuttings or seeds or as purchased plugs. The terrarium must be cared for by the exhibitor for at least 5 months. Exhibitor should be able to explain the different plant, soil, and environmental needs and watering requirements of a closed system; **OR**
- Exhibit a plant that you propagated from cuttings, layering or division or started from seed. Create a photo board showing the progression of growth. Tips for vegetative propagation of houseplants can be found in the University of Illinois Extension Gardener's Corner (go.illinois.edu/gardenerscorner).

Floriculture D (SF 50195)

Exhibit one of the following options:

- Create a centerpiece around a theme such as a wedding, holiday, birthday, etc. No silk flowers are permitted; **OR**
- Create an exhibit of forced bulbs in a pot.

Floriculture Display (SF 50196)

(Open to youth enrolled in Floriculture A, Floriculture B, Floriculture C, and Floriculture D)

Present an exhibit of the member's choice that focuses on some aspect of floriculture which does not fit in the categories above. The exhibit may include, but isn't limited to, dish gardens, original works, objects, demonstrations, digital presentations, programs, websites, games, apps, performances, or posters which you have made. Choose whatever method best shows what you've learned. You must furnish any equipment you need for your exhibit. Internet service will not be provided for the exhibit. All exhibits must include something visual, such as a printed copy of a digital presentation, which will remain on display during the exhibition. Electronic equipment will only be used during your personal judging time and will not remain on display during the entire exhibit period.

Floriculture Ready4Life Challenge (SF 50198)**Open to 11- to 18-year-olds enrolled in any Floriculture project.**

Exhibits in this category must include the following: a) a physical representation of the career or business product such as a model, prototype or display/portfolio that includes images of accomplished work; b) verbal or written explanations that demonstrate knowledge of the related career or business fields, potential careers, and the appropriate requirements for achievement in those fields. The judging criteria for this class values thoroughness of career and/or business exploration and pursuit above the workmanship of the physical specimen on display.

HORTICULTURE: VEGETABLE GARDENING

Each county may submit 3 entries total for 50313, 50314, 50315, 50316; and 1 entry for 50318.

All exhibits must have been grown by the exhibitor as part of their current gardening 4-H project. Exhibitors should be knowledgeable about various aspects of the produce, including but not limited to different varieties, soil testing, fertilizers used, etc. Exhibits should be prepared according to the Illinois Vegetable Garden Guide website: <http://web.extension.illinois.edu/vegguide/>. Waxes and oils may not be used on vegetables or fruits. Any plant infested with insects will be removed from the exhibit area and will not be eligible for champion awards.

Herb Display (SF 50313)**(Open to youth in Vegetable Gardening A, Vegetable Gardening B, Vegetable Gardening C, and Vegetable Gardening D)**

Herbs should be grown in pots (8" maximum diameter). Categories: Mint, Oregano, Rosemary, Sage, Thyme, and all other herbs. Herbs should be labeled with common and Latin names. Herbs should be in your care for a minimum of three months for state fair exhibits. Remove dead leaves from plants and check that the soil is clear of debris such as dead leaves. In addition to class Champions, Herb Category Grand and Reserve Grand Champions may be selected. When exhibiting herb plants, be sure to grow the plants in the container to be displayed to avoid transplant shock. Exhibits will be evaluated based on cleanliness, uniformity, condition, quality, and trueness to variety. Additional herb resources are located on the project resources section of the Illinois 4-H website.

Vegetable Display (SF 50314)**(Open to youth in Vegetable Gardening A, Vegetable Gardening B, Vegetable Gardening C, and Vegetable Gardening D)**

1. This class is allowed a 2'6" x 2'6" space for display.
2. Display must include 6 or more different kinds of vegetables. There may not be more than 2 different varieties of any vegetable. For example, red and white potatoes would be classified as two different varieties. Acorn squash and zucchini would be classified as two different vegetables.
3. The number and type of vegetables used must conform to the Vegetable Plate/Basket List.
4. Exhibitors must provide the name and variety of all vegetables used (i.e. Cabbage – Golden Acre; Cucumber, slicing – Straight Eight; Tomatoes, slicing – Rocky Top; Snap Beans – Contender, etc.).

Vegetable Plate (SF 50315)**(Open to youth in Vegetable Gardening A, Vegetable Gardening B, Vegetable Gardening C, and Vegetable Gardening D)**

1. Exhibit must include 2 single vegetable plates. (Exhibitor will furnish the disposable plates.)
2. Number of vegetables on plates must conform to plate list below.
3. Only one variety on each plate.
4. An exhibitor cannot show two plates of the same type vegetable. (i.e.: Cannot exhibit red *and* white

potatoes or zucchini *and* straightneck summer squash.)

VEGETABLE PLATE/DISPLAY LIST

When selecting vegetables for exhibition, keep in mind that the judge will evaluate them on the basis of cleanliness, uniformity, condition, quality, and trueness to variety. *(Lists are provided by UI Extension Horticulturists; Items are listed according to the correct definition of vegetables)*

Asparagus (5 spears)	Parsnips (5)
Beans, Lima (12 pods)	Peas, (12 pods)
Beets (5)	Peppers, large fruited (bell/banana) (5)
Broccoli (1 head)	Peppers, small fruited (chili/cherry) (12)
Brussels sprouts (12 sprouts)	Popcorn (5)
Cabbage (1 head)	Potatoes (any variety) (5)
Cauliflower (1 head)	Pumpkin (1)
Carrots (5)	Rhubarb, trimmed stalks (3)
Cucumber, pickling or slicing (5)	Rutabaga (5)
Eggplant (1)	Salsify (5)
Garlic (5)	Squash, summer (any variety) (3)
Kohlrabi (5)	Sweet corn, in husks (5)
Lettuce (1 head or plant)	Tomatoes, slicing (5)
Muskmelon incl. cantaloupe (1)	Tomatoes, small fruited (12)
Okra (12)	Turnip (5)
Onions, large, dry (5)	Watermelon (1)
Onions, green or set (12)	

Squash, winter (Acorn, butternut, buttercup, spaghetti, Hubbard, Turks's Turban) (1)

Beans, Snap, Green Pod or Golden Wax (12 pods)

Greens (collard, endive, escarole, kale, mustard, spinach, Swiss chard) (1 plant)

Horseradish Root (1 marketable root specimen harvested this year)

Vegetable Gardening Display (SF 50316)

(Open to youth in Vegetable Gardening A, Vegetable Gardening B, Vegetable Gardening C, Vegetable Gardening D)

Present an exhibit of the member's choice that focuses on some aspect of vegetable gardening which does not fit in the categories above. The exhibit may include, but isn't limited to, original works, objects, demonstrations, digital presentations, programs, websites, games, apps, performances, or posters which you have made. Choose whatever method best shows what you've learned. You must furnish any equipment you need for your exhibit. Internet service will not be provided for the exhibit. All exhibits must include something visual, such as a printed copy of a digital presentation, which will remain on display during the exhibition. Electronic equipment will only be used during your personal judging time and will not remain on display during the entire exhibit period.

Vegetable Gardening Ready4Life Challenge (SF 50318)

Open to 11- to 18-year-olds enrolled in any Vegetable Gardening project.

Exhibits in this category must include the following: a) a physical representation of the career or business product such as a model, prototype or display/portfolio that includes images of accomplished work; b) verbal or written explanations that demonstrate knowledge of the related career or business fields, potential careers, and the appropriate requirements for achievement in those fields. The judging criteria for this class values thoroughness of career and/or business exploration and pursuit above the workmanship of the physical specimen on display.

INTERCULTURAL

Each county may submit 1 individual entry from 50233; 1 individual entry from 50234; 1 individual entry from 50236; 1 club entry from 50235. **Due to space restrictions, exhibits are limited to 2' 6" wide and 15" deep.**

Passport to the World, Individual (SF 50233)

Prepare a display illustrating what you have learned about a country's or U.S. region's geography, economy, agriculture, people, language, housing, culture, music, crafts, clothing, holidays or other aspect. Exhibit should be educational in nature and should not promote one's beliefs over another person's beliefs. The exhibit may include, but isn't limited to, original works, objects, demonstrations, digital presentations, programs, websites, games, apps, performances, or posters which you have made. Choose whatever method best shows what you've learned. You must furnish any equipment you need for your exhibit. Internet service will not be provided for the exhibit. All exhibits must include something visual, such as a printed copy of a digital presentation, which will remain on display during the exhibition. Electronic equipment will only be used during your personal judging time and will not remain on display during the entire exhibit period. Include the project manual with completed sections that pertain to the exhibit information. Due to space restrictions, exhibits are limited to 2' 6" wide and 15" deep.

Diversity & Cultural Awareness (SF 50234)

Create a display or binder portfolio that illustrates the results of a minimum of three (3) completed activities from the project book. Due to space restrictions, exhibits are limited to 2' 6" wide and 15" deep.

Intercultural Ready4Life Challenge (SF 50236)

Open to 11- to 18-year-olds enrolled in any Intercultural project.

Exhibits in this category must include the following: a) a physical representation of the career or business product such as a model, prototype or display/portfolio that includes images of accomplished work; b) verbal or written explanations that demonstrate knowledge of the related career or business fields, potential careers, and the appropriate requirements for achievement in those fields. The judging criteria for this class values thoroughness of career and/or business exploration and pursuit above the workmanship of the physical specimen on display.

Intercultural, Club, Includes *Passport to the World, Diversity & Cultural Awareness, and Latino Cultural Arts Projects* (SF 50235)

Exhibit a display illustrating the steps that the club has completed on the project selected for the year. Include a written outline or report of accomplishments and future goals. The exhibit may include, but isn't limited to, original works, objects, demonstrations, digital presentations, programs, websites, games, apps, performances, or posters which you have made. Choose whatever method best shows what the club members have learned. You must furnish any equipment you need for your exhibit. Internet service will not be provided for the exhibit. All exhibits must include something visual, such as a printed copy of a digital presentation, which will remain on display during the exhibition. Electronic equipment will only be used during your personal judging time and will not remain on display during the entire exhibit period. The display must be accompanied by 3 or more club exhibitors at the time of the judge's critique. Club members should make a 5- to 10-minute presentation to the judge. All club members present for the judge's critique should be able to discuss the project and answer questions. Only club members present for judging who participate in the actual critique and presentation are eligible for ribbons and premiums. Due to space restrictions, exhibits are limited to 2' 6" wide and 15" deep.

INTERIOR DESIGN

Each county may submit 2 entries total from 50242, 50243, 50244, 50245; and 1 entry from 50247.

Design Decisions, Beginning (SF 50242)

Any exhibit must have been created or redesigned by the exhibitor as part of their current Interior Design 4-H project. Exhibitors should be knowledgeable about various aspects of the project. Exhibits could include items such as, but not limited to, comparison studies of different products or techniques; made accessories, wall-hangings, window coverings, or furniture items; refinished or redesigned furniture; or a plan to solve some type of interior design problem. Exhibit should be appropriate to the exhibitor's age, skills and ability in this project.

Design Decisions, Intermediate (SF 50243)

Any exhibit must have been created or redesigned by the exhibitor as part of their current Interior Design 4-H project. Exhibitors should be knowledgeable about various aspects of the project. Exhibits could include items such as, but not limited to, comparison studies of different products or techniques; made accessories, wall-hangings, window coverings, or furniture items; refinished or redesigned furniture; or a plan to solve some type of interior design problem. Exhibit should be appropriate to the exhibitor's age, skills and ability in this project.

Design Decisions, Advanced (SF 50244)

Any exhibit must have been created or redesigned by the exhibitor as part of their current Interior Design 4-H project. Exhibitors should be knowledgeable about various aspects of the project. Exhibits could include items such as, but not limited to, comparison studies of different products or techniques; made accessories, wall-hangings, window coverings, or furniture items; refinished or redesigned furniture; or a plan to solve some type of interior design problem. Exhibit should be appropriate to the exhibitor's age, skills and ability in this project.

Interior Design Innovation Class (SF 50245)**Open to enrolled in Interior Design.**

Demonstrate the skills and knowledge you have gained through the Interior Design project. The exhibit may include, but isn't limited to, original works, objects, demonstrations, digital presentations, programs, websites, games, apps, performances, or posters which you have made. Choose whatever method best shows what you've learned. Your exhibit should not fit in the other exhibit options for this project. You must furnish any equipment you need for your exhibit. Internet service will not be provided for the exhibit. All exhibits must include something visual, such as a printed copy of a digital presentation, which will remain on display during the exhibition. Electronic equipment will only be used during your personal judging time and will not remain on display during the entire exhibit period.

Interior Design Ready4Life Challenge (SF 50247)**Open to 11- to 18-year-olds enrolled in the Interior Design project.**

Exhibits in this category must include the following: a) a physical representation of the career or business product such as a model, prototype or display/portfolio that includes images of accomplished work; b) verbal or written explanations that demonstrate knowledge of the related career or business fields, potential careers, and the appropriate requirements for achievement in those fields. The judging criteria for this class values thoroughness of career and/or business exploration and pursuit above the workmanship of the physical specimen on display.

LEADERSHIP

Each county may submit 3 entries total from 50249, 50250, 50251, 50252; 2 entries from 50254; 1 entry from 50255.

Leadership 1 (SF 50249)

Create a binder portfolio with a minimum of four (4) completed activities each year from the areas noted below. Build upon your previous year's work. Photocopies or original pages of the completed activities from the book should be included in the portfolio.

- **First Year** – One activity from each of the following sections: Understanding Self; Communication; and Getting Along with Others, plus one activity of exhibitor's choice from the manual.
- **Second Year** – One activity from each of the following sections: Getting Along with Others; Learning to Learn; and Making Decisions, plus one activity of exhibitor's choice from the manual.
- **Third Year** – One activity from each of the following sections: Making Decisions; Managing; and Working with Groups, plus one activity of exhibitor's choice from the manual.

Leadership 2 (SF 50250)

Building upon your previous work, continue adding to your binder portfolio with a minimum of four (4) completed activities each year from the areas noted below. Photocopies or original pages of the completed activities from the book should be included in the portfolio.

- **First Year** – One activity from each of the following sections: Understanding Self; Communication; and Getting Along with Others, plus one activity of exhibitor's choice from the manual.
- **Second Year** – One activity from each of the following sections: Getting Along with Others; Learning to Learn; and Making Decisions, plus one activity of exhibitor's choice from the manual.
- **Third Year** – One activity from each of the following sections: Making Decisions; Managing; and Working with Groups, plus one activity of exhibitor's choice from the manual.

Leadership 3 (SF 50251)

Building upon your previous work, continue adding to your binder portfolio with a minimum of four (4) completed activities each year from the areas noted below. Photocopies or original pages of the completed activities from the book should be included in the portfolio.

- **First Year** – One activity from each of the following sections: Understanding Self; Communication; and Getting Along with Others, plus one activity of exhibitor's choice from the manual.
- **Second Year** – One activity from each of the following sections: Getting Along with Others; Learning to Learn; and Making Decisions, plus one activity of exhibitor's choice from the manual.
- **Third Year** – One activity from each of the following sections: Making Decisions; Managing; and Working with Groups, plus one activity of exhibitor's choice from the manual.

Leadership Innovation Class (SF 50252)

Open to youth enrolled in Leadership 1, 2, or 3.

Demonstrate the skills and knowledge you have gained through the Leadership project. **Your exhibit should not fit in the other exhibit options for this project.** The exhibit may include, but isn't limited to, original works, objects, demonstrations, digital presentations, programs, websites, games, apps, performances, or posters which you have made. Choose whatever method best shows what you've learned. You must furnish any equipment you need for your exhibit. Internet service will not be provided for the exhibit. All exhibits must include something visual, such as a printed copy of a digital presentation, which will remain on display during the exhibition. Electronic equipment will only be used during your personal judging time and will not remain on display during the entire exhibit period.

Leadership Ready4Life Challenge (SF 50255)

Open to 11- to 18-year-olds enrolled in any Leadership project.

Exhibits in this category must include the following: a) a physical representation of the career or business product such as a model, prototype or display/portfolio that includes images of accomplished work; b) verbal or written explanations that demonstrate knowledge of the related career or business fields, potential careers, and the appropriate requirements for achievement in those fields. The judging criteria for this class values thoroughness of career and/or business exploration and pursuit above the workmanship of the physical specimen on display.

Leadership Group Exhibit (SF 50254)

Open to clubs and groups whose members are enrolled in any Leadership project

Exhibit a display illustrating how your group has used the Teens As Leaders model effectively in your club, community, school, or state. Leadership activities might include planning, advising, promoting, mentoring, teaching or advocating for change. The exhibit may include, but isn't limited to, original works, objects, demonstrations, digital presentations, programs, websites, games, apps, performances, or posters which you have made. Choose whatever method best shows what you've learned. You must furnish any equipment you need for your exhibit. Internet service will not be provided for the exhibit. All exhibits must include something visual, such as a printed copy of a digital presentation, which will remain on display during the exhibition. Electronic equipment will only be used during your personal judging time and will not remain on display during the entire exhibit period. The display must be accompanied by 3 or more 4-H members at the time of the judge's critique. Club members should make a 5- to 10-minute presentation to the judge. All club members present for the judge's critique should be able to discuss the project and answer questions. Only club members present for judging who participate in the actual critique and presentation are eligible for ribbons and premiums. Due to space limitations, exhibits are limited to 2'6" wide and 15" deep.

MAKER

Each county may submit 3 entries total from 50400.

Exhibits in this category are designed to be multi-disciplinary in nature, innovative, and must not fit into any other exhibit category. To qualify for this category, your project **MUST** abide by the following guidelines:

- Exhibitors must complete the DIY Make & Build Curriculum, and answer all the questions at the end of each lesson. You must display (or upload if virtual) your answers to these questions, as well as your Maker Log from the DIY Make and Build curriculum.
- Exhibits must be an object or device that has an intended purpose and uses technology in either a mechanical way, digital (computer) way, or combination of the two. Your device or object **cannot** be one of the included activities in the DIY Make and Build Curriculum.
- The device must be something that can be used in everyday life by multiple people (a target audience), and **MUST** be manufactured/built by the exhibitor (If not fully manufactured by the exhibitor, the device **MUST** be modified structurally or be reprogrammed to perform a different function other than what it was designed to do).
- Exhibits **MUST** be able to interact with the outside world. (e.g. an on off switch, input sensors, feedback, etc.)
- Exhibits **MUST** include a detailed build log with instructions on how to make or build the exhibit, **AND** contain either a 3D rendering or detailed and labeled sketches of the device/product.
- All parts and software used in the design/build **MUST** be listed in a detailed Bill of Materials including cost per item and total cost. Total time spent on the build must be documented in your build log.

In addition, exhibitors are **HIGHLY** encouraged to use tools such as 3-D printers, laser cutters, routers and/or other hand/power tools to help in the manufacturing process (**NOTE: Simply 3-D printing or laser cutting an object without the other specifications does not qualify as a Maker Project**). It is also **HIGHLY** encouraged that exhibits use Open Source software and/or hardware in the build.

NATURE: NATURAL RESOURCES AND OUTDOOR ADVENTURES

Each county may submit 3 entries from 50256, 50257, 50258, 50259; 1 entry from 50267.

Electricity and water are **NOT** available for these displays. **NO live animals or reptiles are permitted in these exhibits.**

Natural Resources 1 (SF 50256)

Exhibit any item developed from the project book, *Step Into Nature*.

Natural Resources 2 (SF 50257)

Exhibit any item developed from the project book, *Explore the Natural World*.

Natural Resources 3 (SF 50258)

Exhibit any item developed from the project book, *Blaze the Trail*.

Outdoor Adventures 1: (SF 50259)

Exhibit a display illustrating an activity completed from the project manual.

Outdoor Adventures 2 (SF 50259)

Exhibit a display illustrating an activity completed from the project manual.

Outdoor Adventures 3 (SF 50259)

Exhibit a display illustrating an activity completed from the project manual.

Natural Resources Ready4Life Challenge (SF 50267)

Open to 11- to 18-year-olds enrolled in any Natural Resources and Outdoor Adventures project.

Exhibits in this category must include the following: a) a physical representation of the career or business product such as a

model, prototype or display/portfolio that includes images of accomplished work; b) verbal or written explanations that demonstrate knowledge of the related career or business fields, potential careers, and the appropriate requirements for achievement in those fields. The judging criteria for this class values thoroughness of career and/or business exploration and pursuit above the workmanship of the physical specimen on display.

NATURE: FISHING AND WILDLIFE

Each county may submit 3 entries total from 50260, 50261, 50262, 50266, 50263, 50265; and 1 entry from 50291.

Sportsfishing 1 (SF 50260)

Exhibit a product or display made to complete an activity in the *Take the Bait* project manual. This could include, but is not limited to, displays on: different types of fishing tackle, identifying different baits and their uses (no actual bait, please) or identifying the anatomy of a fish. For safety reasons, lures must be placed in a plastic case.

Sportsfishing 2 (SF 50261)

Exhibit a product or display made to complete an activity in the *Reel in the Fun* project manual. This could include, but is not limited to, displays on: different types of knots or rigs and their use; a collection of fishing lures, labeled with their use; or information on preparing and cooking fish (not recipes). For safety reasons, lures must be placed in a plastic case.

Sportsfishing 3 (SF 50262)

Exhibit a product or display made to complete an activity in the *Cast into the Future* project manual. This could include, but is not limited to, displays on: making artificial flies and lures; researching effects of water temperature; sportsfishing careers; or identifying insects that fish eat. For safety reasons, lures must be placed in a plastic case.

Wildlife 1 (SF 50266)

Exhibit any activity developed from the project manual. Be able to explain the importance of and concept behind the exhibit.

Wildlife 2 (SF 50263)

Exhibit any activity developed from the project manual. (Ex. Create a display of the life history of an animal.) Within the exhibit, explain the importance of and concept behind the exhibit.

Wildlife 3 (SF 50265)

Exhibit any activity developed from the project manual. Be able to explain the importance of and concept behind the exhibit.

Fishing & Wildlife Ready4Life Challenge (SF 50291)

Open to 11- to 18-year-olds enrolled in any Fishing or Wildlife project.

Exhibits in this category must include the following: a) a physical representation of the career or business product such as a model, prototype or display/portfolio that includes images of accomplished work; b) verbal or written explanations that demonstrate knowledge of the related career or business fields, potential careers, and the appropriate requirements for achievement in those fields. The judging criteria for this class values thoroughness of career and/or business exploration and pursuit above the workmanship of the physical specimen on display.

Exploring Your Environment 1 (not eligible for state fair)

Prepare a display or poster that illustrates an activity from the project manual. The display should demonstrate an understanding of natural and/or manmade environments, how humans affect the environment, or how the environment affects our lives. Include your project manual that documents activity recordkeeping, your answers to activity questions, and details personal thoughts and ideas.

Exploring Your Environment 2 (not eligible for state fair)

Prepare a display or poster that illustrates an activity from the project manual. The display should demonstrate an understanding of one of the following: stewardship of natural resources, investigating greenhouse effects on living organisms, methods of reducing or managing waste in your home or community, or calculating your ecological footprint.

Include your project manual that documents activity recordkeeping, your answers to activity questions, and details personal thoughts and ideas.

PHOTOGRAPHY

Each county may submit 3 entries total from 50268, 50269, 50270, 50271, 50272; and 1 entry from 50274.

ALL photos in exhibits must have been taken by the exhibitor. Photo/Model releases from individuals pictured in the exhibitor's photographs are required unless the photograph is of a group in a public place where identification would not be an issue. The release can be obtained at: <https://4h.extension.illinois.edu/members/projects/photography>. Photos may be taken with a camera, an electronic tablet (i.e. iPad), or a cell phone.

ALL photos must be accompanied by details of the camera settings that include:

- a) Camera/device used
- b) Aperture (F-stop)
- c) Exposure time (shutter speed)
- d) ISO (film/sensor sensitivity)
- e) Lighting used (flash, artificial, sunlight, other)
- f) Lens Filters (Ultra-Violet, Polarizing, etc) if used.

Additional details required for Photo Editing ONLY:

- g) Photo editing software/application used (required for ALL edits and retouches except for cropping)
- h) Filters used (lens filters and or digital/software filters)

Members are allowed to shoot on a camera's automatic setting, but should be able to find the metadata information on the photo to discuss the information above.

The exhibition size requirements for all photographs will be:

Minimum image size: 5" x 7"

Maximum image size: 8" x 10"

Maximum exhibit size (including frame): 18" x 20"

All exhibitors must include unframed (taped to the back of the framed exhibit or attached to the project booklet) **original or un-edited** versions of either the same subject or the examples of the same technique that the framed image represents. This will assist the judge in understanding the choices made by the photographer to build the exhibited composition.

NOTE: Images taken with devices that apply an automatic filter will not be eligible for award.

Photography 1 (SF 50268)

Exhibit one framed photo which demonstrates your understanding of a technique you learned from your Photography 1 project manual. No photo editing is allowed in this class except cropping and red eye removal. Be prepared to show the page in the manual of the technique you are demonstrating.

Photography 2 (SF 50269)

Exhibit one of the options listed below:

- Exhibit one framed 8" x 10" close-up photograph using the skills learned on page 62-63 (section: Bits and Pieces) of the project manual titled *Controlling the Image*. No photo editing is allowed in this class except cropping and red eye removal; **OR**
- Exhibit one framed 8" x 10" photo which demonstrate your understanding of a technique you learned from your Photography 2 project manual. No photo editing is allowed in this class except cropping and red eye removal. Be prepared to show the page in the manual of the technique you are demonstrating.

Photography 3 (SF 50270)

Exhibit one of the options listed below:

- Exhibit one framed 8" x 10" still-life photo that demonstrates good composition, including color, form, texture, lighting and depth of field. No photo editing is allowed in this class except cropping and red eye removal; **OR**
- Exhibit one framed 8" x 10" photo which demonstrates your understanding of a technique you learned from your Photography 3 project manual. No photo editing is allowed in this class except cropping and red eye removal. Be prepared to show the page in the manual of the technique you are demonstrating.

Photo Editing (SF 50271)

Open to members in Photography 1, Photography 2, and Photography 3.

Exhibit one framed 8" x 10" photo that has been altered using digital photo-editing techniques (beyond cropping and red-eye reduction). Include a print of the original photo(s), taped to the back of the photo frame. Photos in which an automatic filter was applied at the time the photograph was taken will not be eligible for award.

Photography Innovation Class: (SF 50272)

Open to youth enrolled in Photography 1, 2, and 3.

Demonstrate the skills and knowledge you have gained through the Photography project. **Your exhibit should not fit in the other exhibit options for this project.** The exhibit may include, but isn't limited to, original works, objects, demonstrations, digital presentations, programs, websites, games, apps, performances, or posters which you have made. Choose whatever method best shows what you've learned. You must furnish any equipment you need for your exhibit. Internet service will not be provided for the exhibit. Electronic equipment will only be used during your personal judging time and will not remain on display during the entire exhibit period. All exhibits must include one framed photo illustrative of the work you are presenting.

Photography Ready4Life Challenge (SF 50274)

Open to 11- to 18-year-olds enrolled in any Photography project

Exhibits in this category must include the following: a) a physical representation of the career or business product such as a model, prototype or display/portfolio that includes images of accomplished work; b) verbal or written explanations that demonstrate knowledge of the related career or business fields, potential careers, and the appropriate requirements for achievement in those fields. The judging criteria for this class values thoroughness of career and/or business exploration and pursuit above the workmanship of the physical specimen on display.

PLANTS & SOILS

Plants & Soils 1 (not eligible for state fair)

Prepare a display or poster that illustrates an activity from the project manual. The display should demonstrate an understanding of environmental and internal factors that affect plant growth and the function and characteristics of soil. Include your project journal that documents activity recordkeeping requirements, answers activity questions, and details personal thoughts and ideas.

Plants & Soils 2 (not eligible for state fair)

Prepare a display or poster that illustrates an activity from the project manual. The display should demonstrate an understanding of the composition of plants, the functions of individual plant parts, plant life cycles, and the many ways plants reproduce. Include your project journal that documents activity recordkeeping, answers activity questions, and details personal thoughts and ideas.

Plants & Soils 3 (not eligible for state fair)

Prepare a display or poster that illustrates an activity from the project manual. The display should demonstrate an understanding of the relationship between soil and other cycles found in nature. Displays should also provide an example of a leadership or service-learning experience focused on environmental stewardship. Include your project journal that documents activity recordkeeping requirements, answers activity questions, and details personal thoughts and ideas.

Plants & Soils Ready4Life Challenge (not eligible for state fair)

Open to 11- to 18-year-olds enrolled in any Plants & Soils project.

Exhibits in this category must include the following: a) a physical representation of the career or business product such as a

model, prototype or display/portfolio that includes images of accomplished work; b) verbal or written explanations that demonstrate knowledge of the related career or business fields, potential careers, and the appropriate requirements for achievement in those fields. The judging criteria for this class values thoroughness of career and/or business exploration and pursuit above the workmanship of the physical specimen on display.

POULTRY

For youth enrolled in Poultry

Poultry Animal Science (SF 50135)

Prepare a display focusing on any activity related to the poultry project. Demonstrate the skills and knowledge you have gained through the animal project you studied. The exhibit may include, but isn't limited to, original works, objects, demonstrations, digital presentations, programs, websites, games, apps, performances, or posters which you have made. Choose whatever method best shows what you've learned. You must furnish any equipment you need for your exhibit. Internet service will not be provided for the exhibit. All exhibits must include something visual, such as a printed copy of a digital presentation, which will remain on display during the exhibition. Electronic equipment will only be used during your personal judging time and will not remain on display during the entire exhibit period. Live animals are not permitted as exhibits in this area. For safety reasons, exhibits cannot include glass, syringes with needles or any other sharp objects.

Animal Science Poultry Ready4Life Challenge (SF 50137)

Open to 11- to 18-year-olds enrolled in any Poultry project.

Exhibits in this category must include the following: a) a physical representation of the career or business product such as a model, prototype or display/portfolio that includes images of accomplished work; b) verbal or written explanations that demonstrate knowledge of the related career or business fields, potential careers, and the appropriate requirements for achievement in those fields. The judging criteria for this class values thoroughness of career and/or business exploration and pursuit above the workmanship of the physical specimen on display.

RABBITS

For youth enrolled in Rabbits

Rabbit Animal Science (SF 50135)

Prepare a display focusing on any activity related to the rabbit project. Demonstrate the skills and knowledge you have gained through the animal project you studied. The exhibit may include, but isn't limited to, original works, objects, demonstrations, digital presentations, programs, websites, games, apps, performances, or posters which you have made. Choose whatever method best shows what you've learned. You must furnish any equipment you need for your exhibit. Internet service will not be provided for the exhibit. All exhibits must include something visual, such as a printed copy of a digital presentation, which will remain on display during the exhibition. Electronic equipment will only be used during your personal judging time and will not remain on display during the entire exhibit period. Live animals are not permitted as exhibits in this area. For safety reasons, exhibits cannot include glass, syringes with needles or any other sharp objects.

Animal Science Rabbits Ready4Life Challenge (SF 50137)

Open to 11- to 18-year-olds enrolled in any Rabbit project.

Exhibits in this category must include the following: a) a physical representation of the career or business product such as a model, prototype or display/portfolio that includes images of accomplished work; b) verbal or written explanations that demonstrate knowledge of the related career or business fields, potential careers, and the appropriate requirements for achievement in those fields. The judging criteria for this class values thoroughness of career and/or business exploration and pursuit above the workmanship of the physical specimen on display.

ROBOTICS

Each county may submit 3 entries total from 50285, 50286, 50288, 50289, 50292; and 1 from 50293.

NOTE: If applicable for their class and display, exhibitors must bring their own computers for demonstration purposes; computers will not be provided. Internet access will not be available.

- Exhibits in classes Robotics 1: Beginning, 50285, and 50286 are designed to be used with LEGO Mindstorms (NXT or EV3).
- Any other programmable robot kit such as Arduino or Raspberry Pi, should be exhibited in Robotics Innovation/Open Source Class (50292).

Robotics 1: Beginning: (not eligible for state fair)

Exhibitors should complete Activities 1-6 in the Robotics 1 with EV3 project book. Exhibitors will design, build and program a robot that can autonomously follow a predetermined path that changes direction at least 4 times during a single run. They will bring their project book, their program code (on laptop or on paper), and a single page write up to share what they learned about the engineering design process and programming.

Robotics 1: Intermediate: (SF 50285)

Exhibitors should complete Activities 7-12 in the Robotics 1 with EV3 project book. Exhibitors will design, build and program a robot that uses at least one sensor to autonomously follow a path, respond to and/or avoid obstacles. Exhibitors in this class must use at least one sensor in their robot design. They will bring their project book, their program code (on laptop or on paper), and a short journal sharing what they learned about the engineering design process and programming throughout their work in the project and specifically while preparing the exhibit.

Robotics 2: (SF 50286)

Exhibitors should complete Activities 1-7 in the Robotics 2 EV3N More project book. Exhibitors will design, build and program a robot that uses sensors and programming to complete one of the challenges provided after registration. They will bring their project book, their program code (on laptop or on paper), and a short journal sharing changes they made to the robot and/or program along the way, and to describe their experience with completing the challenge.

Robotics Innovation Open Source Class (SF 50292)

Open to youth enrolled in Robotics 3, but may also include youth in Robotics 1 or 2 if the exhibits meets the guidelines.

Exhibit an original robot, either homemade or a kit that does not fall under Robotics 1 or 2 that can complete a task using MULTIPLE sensors. If a robot kit is used, then some parts of the robot must be built using other components such as wood, plastic or metal. The robot can include any types of motors, pneumatics or sensors. The Innovation class can also be used for LEGO Mindstorms or VEX kits where the exhibit does not fall under Robotics 1 or 2 exhibit option. Autonomous control of the robot may also be achieved using an “open source” platform such as Arduino or Raspberry Pi and can be programmed using a coding language that is publicly available. Exhibitors in Robotics Innovation/Open Source class must bring a detailed engineering notebook that describes how the exhibitor designed, built and programmed the exhibit.

Junk Drawer Robotics

All exhibits should be original designs made with everyday objects and materials. Exhibits with purchased kits will not be accepted. Exhibitors are also required to bring their Junk Drawer Robotics Youth Robotics Notebook with the sections completed for the project they are exhibiting, including the sections leading up to the activity they are exhibiting. For example, if a youth is bringing Activity E from Junk Drawer Level 1, they should have robotics notebook sections A-E completed.

Junk Drawer Robotics 1 (not eligible for state fair)

Exhibit any item from the “To Make” activity from the Junk Drawer Robotics Level 1 Book. Be sure all robotics notebook sections within the module being exhibited are filled in.

Junk Drawer Robotics 2 (SF 50288)

Exhibit any item from the “To Make” activity from the Junk Drawer Robotics Level 2 Book. Be sure all robotics notebook sections within the module being exhibited are filled in.

Junk Drawer Robotics 3 (SF 50289)

Exhibit any item from the “To Make” activity from the Junk Drawer Robotics Level 3 Book. Be sure all robotics notebook sections within the module being exhibited are filled in.

Robotics Ready4Life Challenge (SF 50293)**Open to 11- to 18-year-olds enrolled in any Robotics project**

Exhibits in this category must include the following: a) a physical representation of the career or business product such as a model, prototype or display/portfolio that includes images of accomplished work; b) verbal or written explanations that demonstrate knowledge of the related career or business fields, potential careers, and the appropriate requirements for achievement in those fields. The judging criteria for this class values thoroughness of career and/or business exploration and pursuit above the workmanship of the physical specimen on display.

SHEEP

For youth enrolled in Sheep**Sheep Animal Science (SF 50135)**

Prepare a display focusing on any activity related to the sheep project. Demonstrate the skills and knowledge you have gained through the animal project you studied. The exhibit may include, but isn't limited to, original works, objects, demonstrations, digital presentations, programs, websites, games, apps, performances, or posters which you have made. Choose whatever method best shows what you've learned. You must furnish any equipment you need for your exhibit. Internet service will not be provided for the exhibit. All exhibits must include something visual, such as a printed copy of a digital presentation, which will remain on display during the exhibition. Electronic equipment will only be used during your personal judging time and will not remain on display during the entire exhibit period. Live animals are not permitted as exhibits in this area. For safety reasons, exhibits cannot include glass, syringes with needles or any other sharp objects.

Animal Science Sheep Ready4Life Challenge (SF 50137)**Open to 11- to 18-year-olds enrolled in any Sheep project**

Exhibits in this category must include the following: a) a physical representation of the career or business product such as a model, prototype or display/portfolio that includes images of accomplished work; b) verbal or written explanations that demonstrate knowledge of the related career or business fields, potential careers, and the appropriate requirements for achievement in those fields. The judging criteria for this class values thoroughness of career and/or business exploration and pursuit above the workmanship of the physical specimen on display.

SHOOTING SPORTS

Each county may submit 2 entries total from 50401, 50402, 50403, 50404, 50405; and 1 from 50406.

Participants must be a member of an approved 4-H Shooting Sports Club to exhibit. All exhibits should be posters or stand-alone items suitable for display to the general public. Stand-alone items have the intent to enhance the discipline such as a quiver, gun case, gun sling, locking cabinet, gun or target stand, sporting clays equipment wagon, etc. Exhibits deemed to be inappropriate by a superintendent will not be displayed.

NOTE: Shooting Sports Displays have the following prohibitions:

- No live ammunition.
- No knives or arrow tips (including field points, hunting broadheads, etc.).
- No functional or non-functional bows, firearms or firearm parts that could be reassembled are allowed.
- No humanoid shaped targets or reference to paintball, laser tag, air-soft, or pointing of any type of firearm or bow toward another person is allowed.

- No display involving primarily tactical design firearms (i.e. AR platform or military type firearms).
- No reference or use of the word “weapon” should be used in a display.
- Make sure there are no safety violations in your display. (Example: no earplugs or safety glasses in a picture of a person shooting a firearm.).

Shooting Sports: Archery (SF 50380)

Exhibit a poster or stand-alone display depicting safe archery handling, range safety, the parts of the bow, tracking the target, target sighting, or another topic you have learned through the 4-H Shooting Sports program.

Shooting Sports: Rifle (SF 50381)

Exhibit a poster or stand-alone display depicting safe firearm handling, range safety, the parts of the rifle, tracking the target, target sighting, or another topic you have learned through the 4-H Shooting Sports program.

Shooting Sports: Shotgun (SF 50382)

Exhibit a poster or stand-alone display depicting safe firearm handling, range safety, the parts of the shotgun, tracking the target, target sighting, or another topic you have learned through the 4-H Shooting Sports program.

Shooting Sports: Hunting & Outdoor Skills (SF 50383)

Exhibit a poster or stand-alone display related to something you learned in the Hunting & Outdoor Skills project.

Shooting Sports: Pistol (SF 50384)

Exhibit a poster or stand-alone display depicting safe firearm handling, range safety, the parts of the pistol, tracking the target, target sighting, or another topic you have learned through the 4-H Shooting Sports program.

Shooting Sports Ready4Life Challenge (SF 50385)

Open to 11- to 18-year-olds enrolled in any Shooting Sports project.

Exhibits in this category must include the following: a) a physical representation of the career or business product such as a model, prototype or display/portfolio that includes images of accomplished work; b) verbal or written explanations that demonstrate knowledge of the related career or business fields, potential careers, and the appropriate requirements for achievement in those fields. The judging criteria for this class values thoroughness of career and/or business exploration and pursuit above the workmanship of the physical specimen on display.

SMALL ENGINES

Each county may submit 1 entry total for 50294; and 1 entry for 50297.

Small Engine displays must be no larger than 4' x 4' display board. Exhibits must be portable. No complete engines, lawn tractors, tillers, chainsaws, etc. are permitted for display. No electrical power is available for displays/exhibits.

Small Engines 1 (SF 50294)

Exhibit a display, selecting one of the following items:

- **Ignition System:** Identify the parts of the ignition system and explain how magnetic energy is produced through the ignition system to ignite the spark plug; **OR**
- **Compression System:** Explain how heat energy is produced by an engine and converted into mechanical energy; **OR**
- **Heat Transfer:** Explain how heat is transferred through the cooling and lubrication system of an air-cooled or water-cooled engine; **OR**
- **Filter Maintenance:** Explain the proper maintenance and cleaning of the air, fuel and oil filters of an engine; **OR**
- **What does a serial number reveal?:** Explain the various information that can be learned from the serial number or identification number stamped on the shroud of a Briggs & Stratton engine; **OR**
- **Tools to do the job:** Identify and explain the function(s) of different specialty tools needed for small engine work; **OR**

- **Experimentation:** Explain through illustration an experiment you conducted from the project manual showing the results of your work.

Small Engines 2 (SF 50294)

Exhibit a display, selecting one of the following items:

- **Ignition System:** Identify the parts of the ignition system and explain how magnetic energy is produced through the ignition system to ignite the spark plug; **OR**
- **Compression System:** Explain how heat energy is produced by an engine and converted into mechanical energy; **OR**
- **Heat Transfer:** Explain how heat is transferred through the cooling and lubrication system of an air-cooled or water-cooled engine; **OR**
- **Filter Maintenance:** Explain the proper maintenance and cleaning of the air, fuel and oil filters of an engine; **OR**
- **What does a serial number reveal?:** Explain the various information that can be learned from the serial number or identification number stamped on the shroud of a Briggs & Stratton engine; **OR**
- **Tools to do the job:** Identify and explain the function(s) of different specialty tools needed for small engine work; **OR**
- **Experimentation:** Explain through illustration an experiment you conducted from the project manual showing the results of your work.

Small Engines 3 (SF 50294)

Exhibit a display, selecting one of the following items:

- **Ignition System:** Identify the parts of the ignition system and explain how magnetic energy is produced through the ignition system to ignite the spark plug; **OR**
- **Compression System:** Explain how heat energy is produced by an engine and converted into mechanical energy; **OR**
- **Heat Transfer:** Explain how heat is transferred through the cooling and lubrication system of an air-cooled or water-cooled engine; **OR**
- **Filter Maintenance:** Explain the proper maintenance and cleaning of the air, fuel and oil filters of an engine; **OR**
- **What does a serial number reveal?:** Explain the various information that can be learned from the serial number or identification number stamped on the shroud of a Briggs & Stratton engine; **OR**
- **Tools to do the job:** Identify and explain the function(s) of different specialty tools needed for small engine work; **OR**
- **Experimentation:** Explain through illustration an experiment you conducted from the project manual showing the results of your work.

Small Engines Ready4Life Challenge (SF 50297)

Open to 11- to 18-year-olds enrolled in any Small Engines project.

Exhibits in this category must include the following: a) a physical representation of the career or business product such as a model, prototype or display/portfolio that includes images of accomplished work; b) verbal or written explanations that demonstrate knowledge of the related career or business fields, potential careers, and the appropriate requirements for achievement in those fields. The judging criteria for this class values thoroughness of career and/or business exploration and pursuit above the workmanship of the physical specimen on display.

SMALL PETS

For youth enrolled in Small Pets 1, Small Pets 2, Small Pets 3, or Guinea Pigs

Each county may submit 2 entries total from 50135; and 1 entry from 50137.

Animal Science Small Pets (SF 50135)

Prepare a display focusing on any activity related to the small pets project. Demonstrate the skills and knowledge you have gained through the animal project you studied. The exhibit may include, but isn't limited to, original works, objects, demonstrations, digital presentations, programs, websites, games, apps, performances, or posters which you have made.

Choose whatever method best shows what you've learned. You must furnish any equipment you need for your exhibit. Internet service will not be provided for the exhibit. All exhibits must include something visual, such as a printed copy of a digital presentation, which will remain on display during the exhibition. Electronic equipment will only be used during your personal judging time and will not remain on display during the entire exhibit period. Live animals are not permitted as exhibits in this area. For safety reasons, exhibits cannot include glass, syringes with needles or any other sharp objects.

Animal Science Guinea Pigs Display (SF 50135)

Prepare a display focusing on any activity related to the guinea pigs project. Demonstrate the skills and knowledge you have gained through the animal project you studied. The exhibit may include, but isn't limited to, original works, objects, demonstrations, digital presentations, programs, websites, games, apps, performances, or posters which you have made. Choose whatever method best shows what you've learned. You must furnish any equipment you need for your exhibit. Internet service will not be provided for the exhibit. All exhibits must include something visual, such as a printed copy of a digital presentation, which will remain on display during the exhibition. Electronic equipment will only be used during your personal judging time and will not remain on display during the entire exhibit period. Live animals are not permitted as exhibits in this area. For safety reasons, exhibits cannot include glass, syringes with needles or any other sharp objects.

Animal Science Small Pets / Guinea Pigs Ready4Life Challenge (SF 50137)

Open to 11- to 18-year-olds enrolled in any Small Pets project.

Exhibits in this category must include the following: a) a physical representation of the career or business product such as a model, prototype or display/portfolio that includes images of accomplished work; b) verbal or written explanations that demonstrate knowledge of the related career or business fields, potential careers, and the appropriate requirements for achievement in those fields. The judging criteria for this class values thoroughness of career and/or business exploration and pursuit above the workmanship of the physical specimen on display.

SWINE

For youth enrolled in Swine

Swine Animal Science (SF 50135)

Prepare a display focusing on any activity related to the swine project. Demonstrate the skills and knowledge you have gained through the animal project you studied. The exhibit may include, but isn't limited to, original works, objects, demonstrations, digital presentations, programs, websites, games, apps, performances, or posters which you have made. Choose whatever method best shows what you've learned. You must furnish any equipment you need for your exhibit. Internet service will not be provided for the exhibit. All exhibits must include something visual, such as a printed copy of a digital presentation, which will remain on display during the exhibition. Electronic equipment will only be used during your personal judging time and will not remain on display during the entire exhibit period. Live animals are not permitted as exhibits in this area. For safety reasons, exhibits cannot include glass, syringes with needles or any other sharp objects.

Animal Science Swine Ready4Life Challenge (SF 50137)

Open to 11- to 18-year-olds enrolled in any Swine project.

Exhibits in this category must include the following: a) a physical representation of the career or business product such as a model, prototype or display/portfolio that includes images of accomplished work; b) verbal or written explanations that demonstrate knowledge of the related career or business fields, potential careers, and the appropriate requirements for achievement in those fields. The judging criteria for this class values thoroughness of career and/or business exploration and pursuit above the workmanship of the physical specimen on display.

TECHNOLOGIES

3-D PRINTING & DESIGN: Choose one of the following classes based on your interest and skill level.

3-D Design Beginner (not eligible for State Fair)

No 3-D Printer or 3-D printed object is required for this exhibit. Exhibit a simple 3-D rendered design using Computer Aided Design (CAD) Software such as Tinker CAD or Inventor. The design must be an object that performs a specific task, and it may not be based on already existing 3-D models. It must be able to be 3-D printed. Any CAD software can be used, but files must be in .STL format. Bring your design on a flash drive to be viewed for judging. Exhibits in this class may not have multiple parts, doors, hinges, or any sort of mechanics.

Exhibitors are expected to use the engineering design process to complete their designs. This process is important to the outcomes and exhibitors must keep a log outlining the step-by-step notes, sketches, and documentation from throughout the design process. The logbook should define the problem that is being solved/use of the object and describe in detail each step of the Engineering Design Process taken during the creation of the invention.

3-D Design Advanced (not eligible for State Fair)

Exhibitors are expected to go above and beyond those expectations set in 3-D Design Beginner. No 3-D Printer or 3-D printed object is required for this exhibit. Exhibit a complex 3-D rendered design using Computer Aided Design (CAD) Software such as Tinker CAD or Inventor. The design must be an object that performs a specific task, and it may not be based on already existing 3-D models. It must be able to be 3-D printed. Any CAD software can be used, but files must be in .STL format. Bring your design on a flash drive to be viewed for judging. Exhibits in this class **MUST** not have multiple parts, doors, hinges or some sort of mechanistic feature to accomplish a specific task.

Exhibitors are expected to use the engineering design process to complete their designs. This process is important to the outcomes and exhibitors must keep a log outlining the step-by-step notes, sketches, and documentation from throughout the design process. The logbook should define the problem that is being solved/use of the object and describe in detail each step of the Engineering Design Process taken during the creation of the invention.

3-D Printing Beginner (not eligible for State Fair)

Exhibit a simple 3-D printed object designed using Computer Aided Design (CAD) Software such as Tinker CAD or Inventor. The 3-D printed object must perform a specific task, and it may not be based on already existing 3-D models. It must be 3-D printed using **ONLY A COMMERCIALLY AVAILABLE HOME/DESKTOP 3-D PRINTER**. In addition, original design files must accompany each exhibit. These files must be in .STL format. Bring your design on a flash drive to be viewed for judging. Exhibits in this class may not have multiple parts, doors, hinges or any sort of mechanics.

Exhibitors are expected to use the engineering design process to complete their designs. This process is important to the outcomes and exhibitors must keep a log outlining the step-by-step notes, sketches, and documentation from throughout the design and print process. The logbook should define the problem that is being solved/use of the object and describe in detail each step of the Engineering Design Process taken during the creation of the invention.

3-D Printing Advanced (not eligible for State Fair)

Exhibitors are expected to go above and beyond those expectations set in 3-D Printing beginner. Exhibit a Complex 3-D printed object designed using Computer Aided Design (CAD) software such as Tinker CAD or Inventor. The 3-D print must be an object that performs a specific task, and it may not be based on already existing 3-D models. Exhibits in this class **MUST** have multiple parts, doors, hinges or some sort of mechanical feature. It must be 3-D printed using **ONLY A COMMERCIALLY AVAILABLE HOME/DESKTOP 3-D PRINTER**. In addition, original design files must accompany each exhibit. These files must be in .STL format. Bring your design on a flash drive to be viewed for judging.

Exhibitors are expected to use the engineering design process to complete their designs. This process is important to the outcomes and exhibitors must keep a log outlining the step-by-step notes, sketches, and documentation from throughout the design and print process. The logbook should define the problem that is being solved/use of the object and describe in detail each step of the Engineering Design Process taken during the creation of the invention.

3-D Printing & Design Ready4Life Challenge (not eligible for State Fair)

Open to 11- to 18-year-olds enrolled in any 3-D project

Exhibits in this category must include the following: a) a physical representation of the career or business product such as a model, prototype or display/portfolio that includes images of accomplished work; b) verbal or written explanations that demonstrate knowledge of the related career or business fields, potential careers, and the appropriate requirements for achievement in those fields. The judging criteria for this class values thoroughness of career and/or business exploration and pursuit above the workmanship of the physical specimen on display.

THEATRE ARTS

Each county may submit 3 entries total for 50299, 50301, 50302; and 1 entry for 50304.

Theatre Arts 1 (SF 50299)

Exhibit one of the following items:

- Portfolio of acting activities completed during the current year (A video of performances is not considered a portfolio and will not be accepted for exhibit.); **OR**
- Display illustrating a drawing/photograph of a clown character created by the exhibitor; **OR**
- Display illustrating a picture story developed by the exhibitor.

Theatre Arts 3 (SF 50301)

Exhibit one of the following items:

- Portfolio of activities for set design; make-up; or sound, props, or costuming completed during the current year; **OR**
- Display that includes sound, props and costume charts appropriate for a selected scene from a story or play (limited to no more than 8 items); **OR**
- Display a scenic design model to depict a scene from a script; **OR**
- Display illustrating a character with make-up drawn or colored in. Include a photograph of a person wearing the make-up and information on the character's personality or part in the play.

Theatre Arts Innovation Class (SF 50302)

Open to youth enrolled in Theatre Arts.

Demonstrate the skills and knowledge you have gained through Theatre Arts project. The exhibit may include, but isn't limited to, original works, objects, demonstrations, digital presentations, programs, websites, games, apps, performances, or posters which you have made. Choose whatever method best shows what you've learned. Your exhibit should not fit in the other exhibit options for this project. You must furnish any equipment you need for your exhibit. Internet service will not be provided for the exhibit. All exhibits must include something visual, such as a printed copy of a digital presentation, which will remain on display during the exhibition. Electronic equipment will only be used during your personal judging time and will not remain on display during the entire exhibit period.

Theatre Arts Ready4Life Challenge (SF 50304)

Open to 11- to 18-year-olds enrolled in any Theatre project

Exhibits in this category must include the following: a) a physical representation of the career or business product such as a model, prototype or display/portfolio that includes images of accomplished work; b) verbal or written explanations that demonstrate knowledge of the related career or business fields, potential careers, and the appropriate requirements for achievement in those fields. The judging criteria for this class values thoroughness of career and/or business exploration and pursuit above the workmanship of the physical specimen on display.

TRACTOR

Each county may submit 2 entries total for 50306, 50307, 50308, 50309, 50310; and 1 entry for 50312.

Tractor A (SF 50306)

Exhibit a display or poster that illustrates one of the following topics: tractor safety; care and maintenance; the tractor as a valuable farm machine; or an activity listed in the 4-H project manual.

Tractor B (SF 50307)

Exhibit a display or poster that illustrates one of the following topics: cause and prevention of rollovers; diagram how an air cleaner works; diagram and identify an engine cooling system; regulations for battery & oil disposal; or another activity listed in the 4-H project manual.

Tractor C (SF 50308)

Exhibit a display or poster that illustrates one of the following topics: wagon and bin hazards; diagram and identify open and closed hydraulic systems; mower types and safety features; conveyor types and safety features; or another activity listed in the 4-H project manual.

Tractor D (SF 50309)

Exhibit a display or poster that illustrates one of the following topics: method of winterizing a tractor; chemical uses and required safety equipment; parts and process of internal combustion engine; procedure for cleaning and flushing tractor radiator; or another activity.

Tractor Innovation Class (SF 50310)

Open to youth enrolled in Tractor A, B, C or D.

Demonstrate the skills and knowledge you have gained through the Tractor project. This could be related to, but not limited to, advancements in technology, enhancements to crop production, or a topic of interest to the member related to tractors or farm machinery. The exhibit may include, but isn't limited to, original works, objects, demonstrations, digital presentations, programs, websites, games, apps, performances, or posters which you have made. Choose whatever method best shows what you've learned. Your exhibit should not fit in the other exhibit options for this project. You must furnish any equipment you need for your exhibit. Internet service will not be provided for the exhibit. All exhibits must include something visual, such as a printed copy of a digital presentation, which will remain on display during the exhibition. Electronic equipment will only be used during your personal judging time and will not remain on display during the entire exhibit period.

Tractor Ready4Life Challenge (SF 50312)

Open to 11- to 18-year-olds enrolled in any Tractor project

Exhibits in this category must include the following: a) a physical representation of the career or business product such as a model, prototype or display/portfolio that includes images of accomplished work; b) verbal or written explanations that demonstrate knowledge of the related career or business fields, potential careers, and the appropriate requirements for achievement in those fields. The judging criteria for this class values thoroughness of career and/or business exploration and pursuit above the workmanship of the physical specimen on display.

VETERINARY SCIENCE

Each county may submit 1 entry total from 50320; and 1 entry from 50322.

Veterinary Science 1 (SF 50320)

Prepare a display focusing on any activity related to the veterinary science project. The exhibit may include, but isn't limited to, original works, objects, demonstrations, digital presentations, programs, websites, games, apps, performances, or posters which you have made. Choose whatever method best shows what you've learned. You must furnish any equipment you need for your exhibit. Internet service will not be provided for the exhibit. All exhibits must include something visual, such as a printed copy of a digital presentation, which will remain on display during the exhibition. Electronic equipment

will only be used during your personal judging time and will not remain on display during the entire exhibit period. Live animals are not permitted as exhibits in this area. For safety reasons, exhibits cannot include glass, syringes with needles or any other sharp objects.

Veterinary Science 2 (SF 50320)

Prepare a display focusing on any activity related to the veterinary science project. The exhibit may include, but isn't limited to, original works, objects, demonstrations, digital presentations, programs, websites, games, apps, performances, or posters which you have made. Choose whatever method best shows what you've learned. You must furnish any equipment you need for your exhibit. Internet service will not be provided for the exhibit. All exhibits must include something visual, such as a printed copy of a digital presentation, which will remain on display during the exhibition. Electronic equipment will only be used during your personal judging time and will not remain on display during the entire exhibit period. Live animals are not permitted as exhibits in this area. For safety reasons, exhibits cannot include glass, syringes with needles or any other sharp objects.

Veterinary Science 3 (SF 50320)

Prepare a display focusing on any activity related to the veterinary science project. The exhibit may include, but isn't limited to, original works, objects, demonstrations, digital presentations, programs, websites, games, apps, performances, or posters which you have made. Choose whatever method best shows what you've learned. You must furnish any equipment you need for your exhibit. Internet service will not be provided for the exhibit. All exhibits must include something visual, such as a printed copy of a digital presentation, which will remain on display during the exhibition. Electronic equipment will only be used during your personal judging time and will not remain on display during the entire exhibit period. Live animals are not permitted as exhibits in this area. For safety reasons, exhibits cannot include glass, syringes with needles or any other sharp objects.

Veterinary Science Ready4Life Challenge (SF 50322)

Open to 11- to 18-year-olds enrolled in any Veterinary Science project

Exhibits in this category must include the following: a) a physical representation of the career or business product such as a model, prototype or display/portfolio that includes images of accomplished work; b) verbal or written explanations that demonstrate knowledge of the related career or business fields, potential careers, and the appropriate requirements for achievement in those fields. The judging criteria for this class values thoroughness of career and/or business exploration and pursuit above the workmanship of the physical specimen on display.

VIDEO/FILMMAKING

Each county may submit 3 entries total from 50324, 50325, 50326, 50327, 50328; and 1 entry from 50330. Enrollment in the Video project is required to exhibit in the classes in this section.

All Exhibitors must bring their video to be judged on a USB flash drive and saved in .MP4 format. Exhibitors are encouraged to post their video on YouTube.com in advance of State Fair. Exhibitors may choose whether to make the video "public, unlisted" (someone must have the link to view it), or "private" (only people you choose may view it). This will allow fairgoers to view the exhibits on display. There will be monitors at the exhibit table for viewing videos so exhibitors will NOT need to bring a laptop or device for viewing.

Requirements that apply to ALL video classes:

Video submissions should be no longer than five (5) minutes in length (unless noted differently in class description). Videos are to be original and a result of the member's current year's work. Criteria for judging shall include: (1) Evidence of story line; (2) Use of camera angles; (3) Use of zooming techniques; and (4) Smoothness of scene changes. Image and sound quality will be considered in relation to equipment available to and used by exhibitor. All videos should comply with copyright regulations and display an image that is appropriate for 4-H audiences. No time or date should be imprinted on the video footage. All videos should include an opening title screen, as well as closing credits which include date of production, name of video exhibitor and research sources if appropriate. **All Video/Filmmaking exhibitors must include a**

printed copy of materials which will remain on display.

Commercial or Promotional Video (SF 50324)

Prepare a short video (30 seconds to 1 minute in length) that promotes an event, advertises a specific project/product, or is a public service announcement. The video should demonstrate skills in making and editing video.

Animated Video (SF 50325)

Video in this class should represent creative animation of original artwork created by the exhibitor and may include stop motion techniques. Media might include images created with graphics software or hand-drawn images.

Documentary (SF 50326)

Video in this class should represent a research-based investigation into a topic of choice. Video credits should list research sources and may include paper or electronically published materials, as well as interviews with experts or constituents related to the topic of investigation.

Short Story or Short Narrative (SF 50327)

Prepare a short video that tells a story. The video should demonstrate skills in making and editing video.

Video/Filmmaking Innovation Class (SF 50328)

Open to youth enrolled in Video/Filmmaking

Demonstrate the skills and knowledge you have gained through the Video project. **Your exhibit should not fit in the other exhibit options for this project.** The exhibit may include, but isn't limited to, original works, objects, demonstrations, digital presentations, programs, websites, games, apps, performances, or posters which you have made. Choose whatever method best shows what you've learned. You must furnish any equipment you need for your exhibit. Internet service will not be provided for the exhibit. All exhibits must include something visual, such as a printed copy of a digital presentation, which will remain on display during the exhibition. Electronic equipment will only be used during your personal judging time and will not remain on display during the entire exhibit period.

Video/Film Ready4Life Challenge (SF 50330)

Open to 11- to 18-year-olds enrolled in any Video/Film project.

Exhibits in this category must include the following: a) a physical representation of the career or business product such as a model, prototype or display/portfolio that includes images of accomplished work; b) verbal or written explanations that demonstrate knowledge of the related career or business fields, potential careers, and the appropriate requirements for achievement in those fields. The judging criteria for this class values thoroughness of career and/or business exploration and pursuit above the workmanship of the physical specimen on display.

VISUAL ARTS

Each county may submit one entry from these projects:

- Food/Cake Decorating (1 total from 50332, 50333, 50334, 50335)
- Chalk/Carbon/Pigment on wood, metal or textiles (Division B) 50352
- Clay 50337
- Computer-Generated Art 50338
- Fiber 50339
- Fiber Non-Original Ages 8-10 Only 50350
- Glass/Plastic 50340
- Heritage Arts 50341
- Leather 50321
- Metal 50342
- Nature 50343
- Paper 50344
- Three-Dimensional Design/Mixed Media 50348

- Wood 50349
- Ready4Life 50351

Each county may submit two entries from:

- Chalk/Carbon/Pigment on canvas, paper or glass (Division A) 50336
- Scrapbooking (2 total from 50345, 50346, 50347)

Exhibitors must be enrolled in the Visual Arts project category in which they are exhibiting. Exhibitors are encouraged to date the project when it is made. All visual arts exhibits are evaluated using a visual arts rubric which takes into account correct use of design elements; craftsmanship; and creativity.

Articles exhibited must be an original design created by the exhibitor (except in heritage arts which may follow a pattern AND Fiber-Non Original Ages 8-10 ONLY). Copyrighted or trademarked designs are not acceptable; this includes Team or School logos. Kits and preformed molds are not considered original and are not acceptable in any Visual Arts Class. Combining parts of different patterns (pictures, photographs, images from the internet or a magazine) with the member's own ideas can result in an original design, but simply changing the color, pattern and/or size of a pattern does NOT make the design original. This also applies for ideas found on a site such as Pinterest. If you see something on Pinterest that you like, create something different using the concept, however, it MUST NOT look exactly like something the judge can search for and find on the internet. The exhibit must combine parts of different patterns and/or ideas with the concepts of the member, however changing the color or changing the size of the item or pattern used does NOT make it original. If you create a replica of what you see somewhere else, it is not your original design. If a photo, sketch, or other idea source was used, submit it with your entry, firmly attached to your exhibit. Be prepared to explain how and where you got the idea for this project.

Members wishing to exhibit a quilt made from a pattern may enter it in Heritage Arts. Quilts exhibited in the Visual Arts – Heritage Arts area will be evaluated using a visual arts rubric which takes into account correct use of design elements; craftsmanship; and creativity. All work on the quilt MUST be completed by the 4-H member. You cannot exhibit a quilt that was quilted by someone else.

Visual Arts Food/Cake Decorating Beginning (SF 50332)

Exhibit one of the following:

- Exhibit four decorated cookies, using a minimum of four different techniques. Exhibit may use cookies OR cookie forms.
- Exhibit four decorated cupcakes, using a minimum of four different techniques. Exhibit may use cupcakes OR cupcake forms.
- Exhibit a single layer decorated cake, using a minimum of four different techniques. Exhibit may use cake OR cake form.

Visual Arts Food/Cake Decorating Intermediate (SF 50333)

Exhibit one of the following:

- Exhibit four decorated cookies, using a minimum of five Level 2 techniques. Exhibit may use cookies OR cookie forms.
- Exhibit four decorated cupcakes, using a minimum of five Level 2 techniques. Exhibit may use cupcakes OR cupcake forms.
- Exhibit a single layer or two-layer cakes, using a minimum of five Level 2 techniques. Exhibit may use cake OR cake forms.

Visual Arts Food/Cake Decorating Advanced (SF 50334)

- Exhibit a decorated, stacked or multi-layer cake; or a tiered cake, using a minimum of four Level 3 techniques. Exhibit may use cake OR cake forms.

Visual Arts Food/Cake Decorating Master (SF 50335)

Exhibit to include a one-page written description of your project, including goals, plans, accomplishments, and evaluation of results. Include up to four pictures of your accomplishments **AND** exhibit an original design decorated cake using more than five techniques. Exhibit may use cake OR cake forms.

Visual Arts Chalk/Carbon/Pigment

Enter the division based on the type of material on which the art was created.

Division A: Canvas, Paper, Glass (SF 50336)

Any original artwork done with pencils, chalk, pens, ink, paint, charcoal, dyes, etc. on canvas, paper, or glass. This would include all painting, sketching, drawing, cartooning, original non-computer generated graphics, printing, etc. Painted and/or glazed pre-formed ceramics and painted porcelain dolls are not eligible for State Fair exhibit. Drawings and paintings should be matted or framed under glass. (Exceptions: Oil and acrylic paintings do not require glass and are not required to be matted.) Watercolor, chalk, pen & ink, computer-generated art, etc. do require some protective covering. Gallery frames are acceptable. Canvas paintings that continue “over the edges” are acceptable without frames; however, the piece must still be prepared for hanging. Matted pieces without frames are acceptable, however the piece must be prepared for hanging OR it must include a photo of the artwork being displayed in a non-hanging manner. There is no specific requirement for the type of mat used.

Division B: Wood, Metal, Textiles (SF 50352)

Any original artwork done with pencils, chalk, pens, ink, paint, charcoal, dyes, etc., on wood, metal, or textiles. Painted and/or glazed pre-formed ceramics and painted porcelain dolls are not eligible for State Fair exhibit. Any exhibits created as a piece of wall art must be prepared for hanging.

Visual Arts Clay (SF 50337)

Any original item made of clay; may be fired or unfired, hand formed or thrown on a wheel. Self-hardening clays are fine. Fire/oven-cured and cornstarch clay could be accepted. Items can include, but are not limited to, clay statues, bowls, jewelry, etc. Pre-formed ceramics are not eligible for State Fair exhibit.

Visual Arts Computer-Generated Art (SF 50338)

Any original art created in any software package. Exhibit may not include scanned work, clip art, downloaded images from the internet, any imported image, or photographs. All pixels must be original. Photo mosaics are NOT allowed. Exhibitors in this class (like all other classes in this sub-section) must be enrolled in Visual Arts; Computer project enrollment is not required. NOTE: Wood and metal exhibits created through the use of laser cutting programs/devices should be entered in this class. Plastic exhibits with an artistic focus created using a 3-D printer should be entered in this class. If the art created is designed to hang, then the entry should have some protective covering, such as a glass frame, and prepared for hanging. If the art is something that has been created with a laser cutting program/device and is NOT designed to hang, it does not require protective covering nor does it need to be prepared to hang.

Visual Arts Fiber (SF 50339)

Any original item made of fiber. Examples are quilts, fabric collage, soft sculpture, stitchery, weaving, embroidery, cross-stitch, wearable art, hooking, braiding, duct tape artistry, string art, and baskets. **Original** cross-stitched, knitted, crocheted or quilted items belong in this Fiber class. **Non-original** cross-stitched, knitted, crocheted or quilted items should be entered in Heritage Arts. Machine knitted items are not appropriate for this class.

Visual Arts Fiber Non-Original AGES 8-10 ONLY (SF 50350)

Any non-original item made of fiber. Examples are fabric collage, soft sculpture, stitchery, weaving, embroidery, cross-stitch, crocheting, knitting, weaving, hooking, and felting. Exhibitors may use a pattern and/or an idea generated from another source.

Visual Arts Glass/Plastic (SF 50340)

Any original item made of glass or plastic. Possible items to exhibit include stained glass, etched glass (original design), mosaics made of glass, glass beading, plastic jewelry (friendly plastic). Interlocking building block creations (i.e. LEGOS) are not suitable for State Fair entry. Stepping stones or wall hangings that include cement decorated with glass or plastic items are not suitable for this class.

Visual Arts Heritage Arts (SF 50341)

Exhibit an item of **traditional** art learned from another person or **from a pattern** (NO KITS may be entered in this class). Non-original cross-stitched, knitted and crocheted items by pattern fit in this class. ALL ORIGINAL cross-stitched, knitted and crocheted items should be exhibited in Fiber Arts; (machine knitted items ARE NOT acceptable for this class.) Other possibilities include: needlepoint, counted cross-stitch, crewel, embroidery, cut work, hardanger embroidery (embroidery openwork), macramé, baskets, candles, pysanki (decorated eggs), leather, quilts, baskets (made using a traditional pattern), traditional handmade dolls with handmade costumes, soaps made using nature dyes also can be made using hand-made molds or broken into chunks for display or candles. No machine quilting allowed in Heritage Arts. Exhibitors must also bring 1) the pattern or a copy of the pattern they used to create their traditional art; and 2) a description of the traditional origins of their art choice.

Visual Arts Leather (SF 50321)

Exhibit one of the following options using leather:

- Leather Stamping: Exhibit should utilize one or more stamping techniques – exhibit examples include items such as belt; coasters; bookmark; key chain; wrist bracelet.
- Leather Carving or Tooling: Exhibit should use simple swivel knife tooling techniques or may incorporate several swivel knife-tooling designs or patterns – exhibit examples include items such as belt; pictorial carving; key case.
- Leather Lacing: Exhibit to include stamping and/or carving techniques incorporated with lacing techniques – exhibit examples include items such as wallets; purses; etc.
- Leather Stitching: Exhibit may include stamping; carving and/or lacing techniques and should be a leather item or article of apparel, which incorporates hand-sewing and/or machine stitching techniques. Hand-sewing and/or machine stitching must be the work of the exhibitor.

Visual Arts Metal (SF 50342)

Any original item made of metal such as sculpture, tin punch, engraved metal, and jewelry. Items intended for industrial use (as tools and/or shop items) are not considered part of this Visual Arts project and are not eligible for entry. Metal items that have been partially or totally created through the use of laser cutting programs/devices should be entered in Computer-Generated Art.

Visual Arts Nature (SF 50343)

Any original item made of natural material such as wreaths, cornhusk dolls, etc. Items should be made of natural materials (which may be purchased) but securing elements such as glue and wire may be used in the inner construction as long as they do not detract from the overall "natural" appearance. Articles such as dried pressed flowers may be displayed under glass since it is necessary for protection/preservation of the natural materials. Candles are not suitable as entries. All baskets should be entered in Heritage Arts.

Visual Arts Paper (SF 50344)

Any original item made of paper. Examples could include origami; greeting cards; paper-cut designs, paper mache, hand-made paper, paper collage, paper models of architecture, quilling, etc. Paper twist articles, made from directions in craft books and stores ARE NOT original and are not appropriate for this class. Scrapbooks should be exhibited in Visual Arts Scrapbooking.

Visual Arts Scrapbooking, Beginning (SF 50345)

Exhibit one album or notebook, either 8 ½" x 11" or 12" x 12", with a front and back cover. The album/notebook must have a minimum of 4 pages (front and back, 8 sides), exhibited in page protectors. "Embellishments" are defined as the decorations or special details and features that add to a page and make it more visually appealing. Embellishments may include, but are not limited to, ribbon, clips, special lettering, etc. Beginners must use a minimum of four embellishments and tell a story with pictures.

Visual Arts Scrapbooking, Intermediate (SF 50346)

Exhibit one album or notebook, either 8 ½" x 11" or 12" x 12", with a front and back cover. The album/notebook must have a minimum of 4 pages (front and back, 8 sides), exhibited in page protectors. "Embellishments" are defined as the decorations or special details and features that add to a page and make it more visually appealing. Embellishments may include, but are not limited to, ribbon, clips, special lettering, etc. Intermediate level exhibitors must use a minimum of eight embellishments and tell a story with pictures and journaling.

Visual Arts Scrapbooking, Advanced (SF 50347)

Exhibit one album or notebook, either 8 ½" x 11" or 12" x 12", with a front and back cover. The album/notebook must have a minimum of 4 pages (front and back, 8 sides), exhibited in page protectors. "Embellishments" are defined as the decorations or special details and features that add to a page and make it more visually appealing. Embellishments may include, but are not limited to, ribbon, clips, special lettering, etc. Advance level exhibitors must use a minimum of 12 embellishments and tell a compelling story with pictures, journaling, and other media.

Visual Arts Three-Dimensional Design/Mixed Media (SF 50348)

Art pieces in this class must be comprised of **at least three different media**. No one medium can make up more than 40% of a piece. The piece should **be either freestanding or should be prepared to be hung**. It must be observable on at least three different sides. Originality and design are important concepts. Craft and preformed or assembled projects are not acceptable.

Visual Arts Wood (SF 50349)

Any original item made of wood (wood carving, sculpture, collage, wood burning, etc.). Utilitarian wood items made from patterns or kits (e.g. outdoor or indoor furniture, shelves) should be entered in woodworking, not in visual arts. Popsicle stick crafts are not acceptable for State Fair entry. Wood items that have been partially or totally created through the use of laser cutting programs/devices should be entered in Computer-Generated Art. All Visual Arts Wood exhibits **MUST** have an artistic element that the exhibitor can explain. Furniture built by the exhibitor aligns with the Woodworking project area – unless the element to be judged is wood carving or wood burning that is one element of the exhibit. Exhibits will be judged using a Visual Arts Rubric and not a woodworking construction rubric.

Visual Arts Ready4Life Challenge (SF 50351)**Open to 11- to 18-year-olds enrolled in any Visual Arts project.**

Exhibits in this category must include the following: a) a physical representation of the career or business product such as a model, prototype or display/portfolio that includes images of accomplished work; b) verbal or written explanations that demonstrate knowledge of the related career or business fields, potential careers, and the appropriate requirements for achievement in those fields. The judging criteria for this class values thoroughness of career and/or business exploration and pursuit above the workmanship of the physical specimen on display.

WEATHER

Each county may submit 1 entry total 50392, 50393, 50394; and 1 entry from 50395.

Weather and Climate Science 1 (SF 50392)

Exhibit any product or display illustrating an activity from the book. The exhibit may include, but isn't limited to, original works, objects, demonstrations, digital presentations, programs, websites, games, apps, performances, or posters which you have made. Choose whatever method best shows what you've learned. You must furnish any equipment you need for your exhibit. Internet service will not be provided for the exhibit. All exhibits must include something visual, such as a printed copy of a digital presentation, which will remain on display during the exhibition. Electronic equipment will only be used during your personal judging time and will not remain on display during the entire exhibit period.

Weather and Climate Science 2 (SF 50393)

Exhibit any product or display illustrating an activity from the book. The exhibit may include, but isn't limited to, original works, objects, demonstrations, digital presentations, programs, websites, games, apps, performances, or posters which you have made. Choose whatever method best shows what you've learned. You must furnish any equipment you need for

your exhibit. Internet service will not be provided for the exhibit. All exhibits must include something visual, such as a printed copy of a digital presentation, which will remain on display during the exhibition. Electronic equipment will only be used during your personal judging time and will not remain on display during the entire exhibit period.

Weather and Climate Science 3 (SF 50394)

Exhibit any product or display illustrating an activity from the book. The exhibit may include, but isn't limited to, original works, objects, demonstrations, digital presentations, programs, websites, games, apps, performances, or posters which you have made. Choose whatever method best shows what you've learned. You must furnish any equipment you need for your exhibit. Internet service will not be provided for the exhibit. All exhibits must include something visual, such as a printed copy of a digital presentation, which will remain on display during the exhibition. Electronic equipment will only be used during your personal judging time and will not remain on display during the entire exhibit period.

Weather Ready4Life Challenge (SF 50395)

Open to 11- to 18-year-olds enrolled in any Weather and Climate project.

Exhibits in this category must include the following: a) a physical representation of the career or business product such as a model, prototype or display/portfolio that includes images of accomplished work; b) verbal or written explanations that demonstrate knowledge of the related career or business fields, potential careers, and the appropriate requirements for achievement in those fields. The judging criteria for this class values thoroughness of career and/or business exploration and pursuit above the workmanship of the physical specimen on display.

WELDING

Each county may submit 2 entries total from 50353; and 1 entry from 50355.

Welding (SF 50353)

This exhibit class is open to members who are in the 7th grade and higher. Exhibit one arc weldment/item demonstrating the skill level of the exhibitor. Members new to the project should consider selecting a weldment from the suggested Weldment List found on page 43 of *Arcs and Sparks* (4-H 573 – Shielded Metal Arc Welding). **This class is for industrial welding only.** (Members that wish to use welding to create objects with an artistic appeal should consider enrolling in the 4-H Visual Arts project and consider entering those types of exhibits in the Visual Arts – Metal class.) Exhibits must be portable and cannot be exhibited on a trailer.

Welding Ready4Life Challenge (SF 50355)

(Open to 11- to 18-year-olds enrolled in any Welding project)

Exhibits in this category must include the following: a) a physical representation of the career or business product such as a model, prototype or display/portfolio that includes images of accomplished work; b) verbal or written explanations that demonstrate knowledge of the related career or business fields, potential careers, and the appropriate requirements for achievement in those fields. The judging criteria for this class values thoroughness of career and/or business exploration and pursuit above the workmanship of the physical specimen on display.

WOODWORKING

Each county may submit 2 entries total from 50357, 50358, 50359, 50360; and 1 entry from 50362.

Woodworking 1 (SF 50357)

Any item made of wood constructed or refinished by the member, appropriate for their age, skills and ability in this project. Pre-cut kits assembled by the member are not acceptable. Exhibits must be portable and cannot be exhibited on a trailer.

Woodworking 2 (SF 50358)

Any item made of wood constructed or refinished by the member, appropriate for their age, skills and ability in this project. Pre-cut kits assembled by the member are not acceptable. Exhibits must be portable, and cannot be exhibited on a trailer.

Woodworking 3 (SF 50359)


Any item made of wood constructed or refinished by the member, appropriate for their age, skills and ability in this project. Pre-cut kits assembled by the member are not acceptable. Exhibits must be portable, and cannot be exhibited on a trailer.

Woodworking 4 (SF 50360)

Any item made of wood constructed or refinished by the member, appropriate for their age, skills and ability in this project. Pre-cut kits assembled by the member are not acceptable. Exhibits must be portable, and cannot be exhibited on a trailer.

Woodworking Ready4Life Challenge (SF 50362)**Open to 11- to 18-year-olds enrolled in any Woodworking project**

Exhibits in this category must include the following: a) a physical representation of the career or business product such as a model, prototype or display/portfolio that includes images of accomplished work; b) verbal or written explanations that demonstrate knowledge of the related career or business fields, potential careers, and the appropriate requirements for achievement in those fields. The judging criteria for this class values thoroughness of career and/or business exploration and pursuit above the workmanship of the physical specimen on display.



Hayley Lair
Ellington Hilltoppers
Age: 14

4-H LIVESTOCK DIVISION

GENERAL RULES AND REGULATIONS

- Entries...
 - All livestock enrollments must be made by December 15.
 - In order to be eligible and receive premium at the Adams County 4-H Shows, the Fair Registration must be completed online by June 30.
 - Stall Request forms are to be submitted to the Extension Office by July 15.
 - In order to participate in the livestock shows, you must have an Assumption of Risk and Release from Liability from filled out and filed at the Extension office.
- Project Requirements...
 - Each exhibitor must have kept accurate records and reports of feed, weight gain, and methods of handling animals in connection with the project.
- Effective Dates of Ownership...
 - Market Heifers and Steers must have been owned by February 1, 2021.
 - Beef Heifers owned by June 1, 2021.
 - Beef Cows owned by January 1, 2021.
 - Cats must have been owned by June 1, 2021.
 - Dairy Calves and Heifers owned by June 1, 2021.
 - Dairy Cows owned by January 1, 2021.
 - Dairy Goats Kids and Yearlings not in milk owned by June 1, 2021.
 - Dairy Goats Milking Does owned by January 1, 2021.
 - Meat Goats must be owned by May 15, 2021.
 - Pygmy Goats must be owned by June 1, 2021.
 - Dog ownership or lease agreement by June 1, 2021.
 - Horse and Pony ownership or lease by June 1, 2021. **Must be on file at the local office.**
 - Poultry owned by June 1, 2021.
 - Rabbits and out of stock must be owned by June 1, 2021.
 - Sheep Breeding Stock owned by June 25, 2021.
 - Sheep Wethers must be owned by May 15, 2021.
 - Swine must be owned by June 1, 2021.
- All exhibit animals must have been personally cared for by the exhibitor. All animals must be exhibited by the owner or by another 4-H member of an Adams County 4-H club at the superintendent's discretion.
- All animals except dogs and equine must be the property of the 4-H member exhibiting them.
- 4-H exhibitors are responsible for furnishing their own equipment.
- Health papers will be checked by the Fair Veterinarian. Any animal showing evidence of infectious, contagious, or communicable diseases or exhibitors not abiding by health regulations must immediately remove their animal(s) from the fairgrounds. **NO EXCEPTIONS!**

- All 4-H Beef are to be tied in the 4-H Beef Barn or wherever the beef committee decides; 4-H Beef may tie in the Open Class Beef Barn providing all rules and regulations are followed. 4-H Dairy may tie in the Open Class Dairy Barn. All 4-H Swine will be penned in the 4-H Swine Barn. All 4-H Sheep will be penned in the Open Class Sheep Barn. All 4-H Goats will be penned in the Goat Barn.
- All classes may be divided into smaller classes within any one class at the discretion of the superintendents of the department.
- 4-H members exhibiting at the 4-H show are responsible for their projects and their pens. **All livestock exhibitors who fail to clean out their assigned pens after projects are released will receive one grade lower than was awarded during the show.**
- All pens and stalls will have exhibitor's name and club securely attached. Pens and stalls will be assigned and marked with the exhibitor's name and club by the 4-H Superintendents and/or University of Illinois Extension Staff. 4-H exhibitors must use stalls/pens assigned to them. Failure to do so will result in lowering the award by one grade.
- All livestock fans must be 4 feet off the ground. No personal fans are allowed in the Show Barn. No butt fans are allowed on the fairgrounds.
- All exhibitors of animals at any Illinois fair or exhibition shall comply with the provisions of the Illinois Humans Care for Animals Act. Any practice or deviation from normal humane husbandry practices, including, but not limited to artificial manipulation, physical abuse, stomach pumping, medical treatments or medical applications of any substance, other than on the prescription of a licensed veterinarian, will constitute a violation. If violations are observed by fair officials, the animal will be excused from exhibition, disqualified, and be ordered to be removed immediately from the grounds with all awards previously earned at this fair being forfeited.
- Any practice or deviation from normal, accepted care, including physical or mechanical application will constitute a violation of show rules. If violations are observed, the animal(s) will be excused from exhibition and be ordered to be removed from the grounds with all awards and premiums being forfeited.
- Un-sportsmanlike conduct by an exhibitor is grounds for disqualification by the show management. All exhibitors must abide by the administrative rules of the 4-H fair.

LIVESTOCK GENERAL HEALTH INFORMATION

1. Exhibitors are required to familiarize themselves with all rules applicable to their exhibits. All out-of-state animals shall require an entry permit. Entry permit numbers are available by calling the Illinois Department of Agriculture, Monday through Friday from 8:00 AM to 4:30 PM, at 217/782- 4944. Permits may also be obtained online at:
<http://www.agr.state.il.us/AnimalHW/animalregistry/login.php>

2. All animals, except as noted, shall be accompanied by a Certificate of Veterinary Inspection (CVI) which shows that the animal meets all health requirements for the State of Illinois. CVI's shall be made available to Bureau of Animal Health Personnel on request.

CVI means a legible record made on an official form from the state of origin which has been issued, signed and dated by an accredited veterinarian and which shows the name and address of the animal's owner or exhibitor and the results of all required tests or vaccinations. A CVI shall list only one animal identification per line; shall be presented on the form on which it was initially issued; and shall not be corrected, changed or altered in any manner.

3. All animals shall be officially identified. The animal(s) official identification shall be recorded on the CVI.
4. If animals are from tuberculosis accredited, brucellosis certified, pseudorabies qualified, or brucellosis validated herds, the identifying herd number(s) along with the date of the last herd test(s) shall appear on the CVI.
5. CVI for out-of-state livestock shall be void thirty (30) days after issuance.
6. CVI for Illinois-origin livestock shall be void ninety (90) days after issuance.

7. All livestock shall be subject to examination upon entry to any Illinois fair or exhibition. Any animal showing evidence of infectious, contagious or communicable diseases shall be immediately withdrawn and held in quarantine at the owner's risk and expense until properly treated and recovered, or until the animal is released to return to the owner's premise.

Any livestock infected with scabies, mange, active lesions of ringworm, soremouth, or multiple warts which are easily visible without close examination shall not be permitted to exhibit and are subject to quarantine or removal from the fairgrounds.

Sheep and goats with caseous lymphadenitis as evidenced by draining abscesses shall not be exhibited and are subject to immediate quarantine or removal from the fairgrounds.

8. Illinois Department of Agriculture personnel or designee may collect blood, tissue, milk or urine samples from any animal being exhibited and/or raced at any Illinois fair to test for the presence of illegal drugs or banned substances. New examination techniques, such as ultrasound, may also be used at anytime while the animals are on the grounds of any Illinois fair or exhibit.

The Illinois Department of Agriculture or designee may collect urine, blood, tissue or other test samples from exhibition animals at the time of slaughter.

9. All exhibitors of animals at any Illinois fair or exhibition shall comply with the provisions of the Illinois Humane Care for Animals Act. If violations are observed, the animal(s) will be excused from exhibition and ordered removed from the grounds with all awards being forfeited.

Any practice or deviation from normal, accepted care, including physical, medical or mechanical application, shall constitute a violation of show rules and may result in the animal(s) disqualification and removal from the fairgrounds.

10. Any Illinois cattle, bison, cervidae or goats being exhibited in non-accredited free states must be isolated from the remainder of the herd/flock upon return to Illinois and retested for tuberculosis 60-120 days post-entry.

NO Corrections OR Additions Will Be Allowed On A Certificate Of Veterinary Inspection

SHOWMANSHIP

Livestock Showmanship classes in species with **less than 40 exhibitors** will be divided into:

16. Junior Division – those exhibitors who have not yet reached their 13th birthday by September 1.
17. Senior Division – those exhibitors who are 13 years of age and older as of September 1 and those younger than 13 who have won Junior Showmanship.

Livestock Showmanship classes in species with **more than 40 exhibitors & requested by Superintendent** will be divided into:

- Junior Division – those exhibitors who have not yet reached their 12th birthday by September 1.
- Intermediate Division – those exhibitors who are 12 years of age and have not reached their 15th birthday by September 1 and those younger than 12 who have won Junior Showmanship.
- Senior Division – those exhibitors who are 15 years of age and older as of September 1 and those younger than 15 who have won Intermediate Showmanship.

4-H Members must be enrolled in the project area and exhibit their animal during the 4-H show for a rating in order to participate in showmanship.

All showmanship classes will be left to the discretion of the Superintendent in charge. However, the Junior Division should follow the Senior Division Showmanship class. The Showmanship class will be held at the conclusion of the regular 4-H show classes (Beef, Dairy, and Equine may be an exemption).

- A award will be given to the champion in each division.
- Showmanship awards may be won once and only once in each division during a 4-H member's career.
- Showmanship is an activity and not eligible for premium

LIVESTOCK

BEEF

Friday, July 30	4 to 6pm	All Beef Checked in with Beef Committee & Veterinarian
Saturday, July 31	9:00am	Beef Weigh-In
Tuesday, August 3	8:00am	Judging of 4-H Beef

All beef are released immediately following the show, except those participating in the auction.

Reminder: Fair shows and times are tentative and may be subject to change if needed to align with changes in guidelines regarding COVID as mandated by the Illinois Department of Public Health and Governors directive. Continue to watch your emails for updates and information about projects and changes. As always, feel free to email or contact the local office for questions.

Show Order: Market Heifers, Steers, Best 3 Head, Breeding Beef, Best 6 Head, and Showmanship.

Superintendent Committee: Greg Kirlin, Adam Mowen, Rebecca Mowen, Tyler Shaffer, & Extension Staff

General Rules & Regulations (see page 70 for General Livestock Rules)

- All beef animals must be on the fairgrounds and checked in between 4:00 and 6:00 pm on Friday. All health papers will be collected and breed papers must be shown at this time. The Extension Staff/4-H Beef Committee will have a check-in table set up around the 4-H Beef Barn. All health papers must be presented and checked by the Vet during check in on Friday. Any 4-H member requiring health papers that did not present them must purchase them from the fair veterinarian at the time of check-in. The exhibitor will be charged \$40.00 for health papers by the fair veterinarian. (This rule applies to both open and 4-H beef.)
- All steers, market heifers, crossbred breeding heifers tattoos will be checked and/or weighed-in Saturday morning including steers and market heifers.
- Each individual exhibitor may enter two animals in each class, but will only be eligible for one premium per class. Each beef exhibitor will be eligible to receive a maximum of 15 premiums within the beef show.
- A minimum of five animals and two families are required in any breed to show as an individual breed, if this minimum is not met the breed will show with All Other Breeds (AOB).
- All classes may be divided into sub-classes depending on the number of entries, at the discretion of the beef committee and U of I Extension Staff.
- **If an animal is registered with papers in a particular breed, that animal can show in the breed class, no matter the percentage of the breed for that animal. This animal must have papers to show in a breed class.**
- All crossbred heifers will be weighed at 9 am on Saturday and divided into weight classes prior to show time.

- Entries must have been owned, cared for and maintained by the 4-H member during the required tenure of ownership. Entries must NOT have been cared for or maintained at a professional fitter's facilities.
- Each exhibitor may nominate up to 10 market animals. Steers or market heifers shown must have been born on or after January 1, 2020. No steer/market heifer can be shown, regardless of birth date, which does not have all milk teeth in place with no permanent teeth showing or evidence thereof.
- All steers and market heifers will be weighed, mouthed, and entries checked against the nomination form. Any steer or market heifer properly nominated is eligible for showing at the fair.
- Best 6 Head Class of Breeding Beef and Best 3 Head of Market Animals is a club activity – sponsored by the Adams Co. Beef Producers. These classes are not premium classes. A single exhibitor can combine with another club. In each of the classes each exhibitor can only exhibit ONE of their own animals. Other members will not be allowed to show someone else's animal or exhibit more than one animal. Clubs may combine to fill the 6 head or 3 head requirement. Clubs having enough head to fill the class may not use exhibitors or animals from another club. **Best of 3 Head can only have two entries per club. Best of 6 head can only have one entry per club.**
- All fans must be 4 feet off the ground. No personal fans are allowed in the Show Barn. No butt fans allowed on the fair grounds.

Age Classification for Breeding Stock

- A. Junior bull calves, born after January 1, 2021.
- B. Junior heifer calves, born after January 1, 2021.
- C. Fall heifer calves, born September 1 through December 31, 2020.
- D. Late summer yearling heifers, born July 1 through August 31, 2020.
- E. Early summer yearling heifers, born April 1 through June 30, 2020.
- F. Early junior yearling heifers, born January 1 through March 31, 2020.
- G. Senior yearling heifers, born September 1 through December 31, 2019.
- H. Junior pair of calves, born after January 1, 2021, either or both sexes.
- I. Pair of heifers, calved prior to December 31, 2019.
- ZJ. Cow/Calf, any age cow, calf born on or after January 1, 2021.

Cattle Health Requirement Regulations

Identification

Individual identification of each animal shall be either a fully healed and legible tattoo, approved official ear tag, registration number (can only be used if the tattoo is recorded on the registration certificate or for breeds where pictures are acceptable), or individual brands, if brand is recorded on the registration certificate.

Illinois Cattle

Brucellosis

Illinois is a Bovine Brucellosis Class-Free State. Brucellosis testing is not required for Illinois cattle.

Tuberculosis:

Illinois is an Accredited Tuberculosis- Free State. Tuberculin testing is not required for Illinois cattle.

Please note: Illinois calves under 6 months of age, and Illinois steers are not required to have a Certificate of Veterinary Inspection.

Out-of-State-Cattle

All out-of-state cattle are to be accompanied by an entry permit. Entry permit numbers are available by calling the Illinois Department of Agriculture, Monday through Friday from 8:00 AM to 4:30 PM, at 217/782-4944. Permits may also be obtained online at:
<http://www.agr.state.il.us/AnimalHW/animalregistry/login.php>

Brucellosis

1. Female cattle six (6) months of age and older and bulls eighteen (18) months of age and older shall be negative to an official test for brucellosis within thirty (30) days prior to entry, unless exempt by one (1) of the following:

- A. Originate directly from a certified brucellosis-free herd.
- B. Official vaccinates of dairy breeds under twenty (20) months of age or official vaccinates of beef breeds under twenty-four (24) months of age.
- C. Animal originated from a "Class Free" state (if entire state is so classified)
- D. Steers and spayed heifers are not required to be tested for brucellosis.

2. The negative brucellosis test shall be conducted at a state or federal laboratory within 30 days prior to exhibition.

Tuberculosis

1. Accredited Tuberculosis Free States

A. No tuberculin test required. All cattle, including steers, originating from an Accredited Tuberculosis Free State, may enter Illinois for exhibition when accompanied by a CVI issued by an accredited veterinarian within 30 days.

2. Non-Accredited Tuberculosis Free Areas or States (Not TB Free)

A. Cattle must originate from a herd where a complete herd test was conducted within the past year.

B. The individual animals entering Illinois must be negative to an additional tuberculin test conducted within 30 days prior to exhibition.

C. Cattle that enter Illinois for exhibition and remain in Illinois (animal does not return to the state of origin within 30 days) must be isolated and retested for TB 60-120 days from the last official TB test date.

Market Beef Division

There will be 5 places announced for Overall Champion during the final round. They will include: Champion, Reserve Champion, 3rd Place, 4th Place, and 5th Place.

- Steers and Market Heifers will be shown as British Breeds, Continental Breeds, and Crossbreds.
- Breed Steers and Breed Heifers must be registered.
- Market Heifers can only be shown in one class and not as breeding stock.
- All Steers and Market Heifers must have been weighed and tattooed at an official 4-H weigh-in.
- Steer and Market Heifer classes will be determined after the weigh-in.
- Each exhibitor may show and draw premium on two market animals. With only one premium paid per class.

A1. British Market Heifers

A2. Continental Market Heifers

A3. Crossbred Market Heifers

Champion/Reserve Champion Market Heifer

A4. British Market Steers

A5. Continental Market Steers

A6. Crossbred Market Steers

Champion/Reserve Champion Market Steer

Supreme Market Animal

A7. Best 3 Head Class of Steers/Market Heifers – Club activity sponsored by Adams Co. Beef Producers.

Purebred and Commercial Breeding Beef Division

Purebred and AOB animals must be registered and present registration papers at the fairgrounds at the time of check-in or will show in the Crossbred Class.

ADAMS CO. BEEF PRODUCERS 4-H BEEF SALE

The sale will be Tuesday, August 4 following the 4-H Beef Show in the Sheep Barn on the Adams County Fairgrounds.

- 4-H members must meet all 4-H enrollment (Dec. 15th) and fair registration (June 30th) deadlines in order to participate in the Beef Sale. NO EXCEPTIONS. All animals entered in the sale must have been shown in a market class during the Adams Co. 4-H Beef Show.
- Calves must weigh 900# or more at the time of weigh-in on the fairgrounds and have gained at least an average of 2.1 pounds per day or the calf may not participate in the auction.
- Market heifers must be guaranteed open with a certificate of veterinary inspection (CVI) issued within 30 days of the sale. The CVI must state that the heifer is open. Heifers may be randomly checked for pregnancy by a veterinarian. Failure to allow a pregnancy check will result in removal from the sale.
- 4-Hers must solicit their own bidders.

More information is available by contacting:

Lyle Waner - 842-5531 or Grant Huber - 257-7170

2021 Show Order: Angus, Shorthorn, AOB, Crossbred, and Hereford and Polled Hereford, and Simmental

Angus

- B1. Junior Bull Calf
- B2. Junior Heifer Calf
- B3. Fall Heifer Calf
- B4. Late Summer Yearling Heifer
- B5. Early Summer Yearling Heifer

- B6. Early Junior Yearling Heifer
- B7. Senior Yearling Heifer
- Champion/Reserve Champion Angus Female
- B8. Junior Pair of Calves
- B9. Pair of Heifers
- B10. Cow/Calf Pair

Shorthorn

- B11. Junior Bull Calf
- B12. Junior Heifer Calf
- B13. Fall Heifer Calf
- B14. Late Summer Yearling Heifer
- B15. Early Summer Yearling Heifer

- B16. Early Junior Yearling Heifer
- B17. Senior Yearling Heifer
- Champion/Reserve Champion Shorthorn Female
- B18. Junior Pair of Calves
- B19. Pair of Calves
- B20. Cow/Calf Pair

AOB

- B21. Junior Bull Calf
- B22. Junior Heifer Calf
- B23. Fall Heifer Calf
- B24. Late Summer Yearling Heifer
- B25. Early Summer Yearling Heifer

- B26. Early Junior Yearling Heifer
- B27. Senior Yearling Heifer
- Champion/Reserve Champion AOB Female
- B28. Junior Pair of Calves
- B29. Pair of Calves
- B30. Cow/Calf Pair

Crossbred

- B31. Junior Bull Calf
- B32. Junior Heifer Calf
- B33. Crossbred Heifer

- B38. Junior Pair of Calves
- B39. Pair of Heifers
- B40. Cow/Calf Pair

Hereford/Polled Hereford

- B41. Junior Bull Calf
- B42. Junior Heifer Calf
- B43. Fall Heifer Calf
- B44. Late Summer Yearling Heifer
- B45. Early Summer Yearling Heifer

- B46. Early Junior Yearling Heifer
- B47. Senior Yearling Heifer
- Champion/Reserve Champion Hereford Female
- B48. Junior Pair of Calves
- B49. Pair of Heifers
- B50. Cow/Calf Pair

Simmental

- B51. Junior Bull Calf
- B52. Junior Heifer Calf
- B53. Fall Heifer Calf
- B54. Late Summer Yearling Heifer
- B55. Early Summer Yearling Heifer


- B56. Early Junior Yearling Heifer
- B57. Senior Yearling Heifer
- Champion/Reserve Champion Simmental Female
- B58. Junior Pair of Calves
- B59. Pair of Heifers
- B60. Cow/Calf Pairs

Grand Champion/R. Grand Champion Bull
Grand Champion/R. Grand Champion Heifer
Grand Champion/R. Grand Champion Cow/Calf Pair

B61. Best 6 head breeding stock

Showmanship: Champion & Reserve for each division

- Junior Division – those exhibitors who have not yet reached their 12th birthday by September 1
- Intermediate Division – those exhibitors who are 12 years of age and have not reached their 15th birthday by September 1 and those younger than 12 who have won Junior Showmanship.
- Senior Division – those exhibitors who are 15 years of age and older as of September 1 and those younger than 15 who have won Intermediate Showmanship.



Olivia East
Central Adams Firecrackers
Age: 15

CATS

Saturday, July 24 1:00 pm Judging of 4-H Cats and Kittens – Adams Co. Farm Bureau Building in Quincy

Reminder: Fair shows and times are tentative and may be subject to change if needed to align with changes in guidelines regarding COVID as mandated by the Illinois Department of Public Health and Governors directive. Continue to watch your emails for updates and information about projects and changes. As always, feel free to email or contact the local office for questions.

Superintendent: Carol Hull & Extension Staff

General Rules and Regulations

Note: "Cats" will mean cats and/or kittens unless otherwise specified.

- Members must have cared for the cat, which must be owned by the member or the member's immediate family since June 1, 2021.
- Each individual exhibitor may enter two animals in each class.
- Cats may be registered, unregistered, crossbred, male or female.
- Kittens must be at least 12 weeks of age and weaned. Cats must be over six months of age.
- Cats should be brought to the Farm Bureau Building no later than 1:00 pm on Saturday and will be released immediately following the show.
- Members must bring their cat to the show in some kind of cage which will allow people to see the cat prior to the show. Cats must be under the control/supervision of the 4-H member at all times. Cats must be shown on a collar/harness and leash.
- Members should refer to the 4-H book for grooming guidelines. Cats must NOT have been professionally groomed for at least eight weeks before the 4-H Show. Cats will be scored on overall body condition as well as the condition of the coat, eyes, ears, teeth and toenails.
- Special situations/problems not covered by these rules will be acted upon by the superintendent and U of I Extension staff.

Animal Health Regulations

All cats and kittens must be accompanied by health certificates and/or statement of good health issued within 90 days of exhibition by a veterinarian. Members must show proof of rabies vaccination for cats, except those under six months of age. Health certificates/statements must be presented at check-in. Cats showing obvious signs of illness on the day of the show will not be allowed to be shown.

- C1. Cats 6 months to 5 years old
- C2. Cats 6 years old and up
- C3. Kittens

Showmanship (Junior & Senior)

DAIRY

Friday, July 30 9:00 am All Dairy Animals must be Checked-In
 1:00 pm 4-H Dairy Show, All Dairy animals released immediately following the show

Reminder: Fair shows and times are tentative and may be subject to change if needed to align with changes in guidelines regarding COVID as mandated by the Illinois Department of Public Health and Governors directive. Continue to watch your emails for updates and information about projects and changes. As always, feel free to email or contact the local office for questions.

Superintendent: Bill Deters & Extension Staff

General Rules and Regulations (see pages 73-76 for General Livestock Rules)

- Members may have two entries in each class but are only eligible for one premium per class. Exhibitors may show in as many breeds as they wish in the 4-H Dairy Division. A member may receive a maximum of 15 premiums in Dairy.
- A Junior and Senior Champion of each breed will be awarded ribbons.

Animal Health Regulations (see Cattle Health Regulations on page 76)

Ayrshire

- D1. Junior Heifer Calf, born on or after March 1, 2021
 - D2. Winter Heifer Calf, born between December 1, 2020 and February 28, 2021
 - D3. Senior Heifer Calf, born between September 1, 2020 and November 30, 2020
 - D4. Summer Yearling Heifer, born between June 1, 2020 and August 31, 2020
 - D5. Spring Yearling Heifer, born between March 1, 2020 and May 31, 2020
 - D6. Winter Yearling Heifer, born between December 1, 2019 and February 28, 2020
 - D7. Fall Yearling Heifer, born between September 1, 2019 and November 30, 2019
 - D8. 2 Year Old Cow, born between September 1, 2018 and August 31, 2019
 - D9. 3 Year Old Cow, born between September 1, 2017 and August 31, 2018
 - D10. 4 Year Old Cow, born between September 1, 2016 and August 31, 2017
 - D11. 5 Year Old Cow and Older, born before September 1, 2016
- Champion and Reserve Champion Female

Guernsey

- D12. Junior Heifer Calf, born on or after March 1, 2021
- D13. Winter Heifer Calf, born between December 1, 2020 and February 28, 2021
- D14. Senior Heifer Calf, born between September 1, 2020 and November 30, 2020
- D15. Summer Yearling Heifer, born between June 1, 2020 and August 31, 2020
- D16. Spring Yearling Heifer, born between March 1, 2020 and May 31, 2020
- D17. Winter Yearling Heifer, born between December 1, 2019 and February 28, 2020
- D18. Fall Yearling Heifer, born between September 1, 2019 and November 30, 2019
- D19. 2 Year Old Cow, born between September 1, 2018 and August 31, 2019
- D20. 3 Year Old Cow, born between September 1, 2017 and August 31, 2018
- D21. 4 Year Old Cow, born between September 1, 2016 and August 31, 2017
- D22. 5 Year Old Cow and Older, born before September 1, 2016

Champion and Reserve Champion Female

Holstein

- D23. Junior Heifer Calf, born on or after March 1, 2021
- D24. Winter Heifer Calf, born between December 1, 2020 and February 28, 2021
- D25. Senior Heifer Calf, born between September 1, 2020 and November 30, 2020
- D26. Summer Yearling Heifer, born between June 1, 2020 and August 31, 2020
- D27. Spring Yearling Heifer, born between March 1, 2020 and May 31, 2020
- D28. Winter Yearling Heifer, born between December 1, 2019 and February 28, 2020
- D29. Fall Yearling Heifer, born between September 1, 2019 and November 30, 2019
- D30. 2 Year Old Cow, born between September 1, 2018 and August 31, 2019
- D31. 3 Year Old Cow, born between September 1, 2017 and August 31, 2018
- D32. 4 Year Old Cow, born between September 1, 2016 and August 31, 2017
- D33. 5 Year Old Cow and Older, born before September 1, 2016

Champion and Reserve Champion Female

Jersey

- D34. Junior Heifer Calf, born on or after March 1, 2021
- D35. Winter Heifer Calf, born between December 1, 2020 and February 28, 2021
- D36. Senior Heifer Calf, born between September 1, 2020 and November 30, 2020
- D37. Summer Yearling Heifer, born between June 1, 2020 and August 31, 2020
- D38. Spring Yearling Heifer, born between March 1, 2020 and May 31, 2020
- D39. Winter Yearling Heifer, born between December 1, 2019 and February 28, 2020
- D40. Fall Yearling Heifer, born between September 1, 2019 and November 30, 2019
- D41. 2 Year Old Cow, born between September 1, 2018 and August 31, 2019
- D42. 3 Year Old Cow, born between September 1, 2017 and August 31, 2018
- D43. 4 Year Old Cow, born between September 1, 2016 and August 31, 2017
- D44. 5 Year Old Cow and Older, born before September 1, 2016

Champion and Reserve Champion Female

Brown Swiss

- D45. Junior Heifer Calf, born on or after March 1, 2021
- D46. Winter Heifer Calf, born between December 1, 2020 and February 28, 2021
- D47. Senior Heifer Calf, born between September 1, 2020 and November 30, 2020
- D48. Summer Yearling Heifer, born between June 1, 2020 and August 31, 2020
- D49. Spring Yearling Heifer, born between March 1, 2020 and May 31, 2020
- D50. Winter Yearling Heifer, born between December 1, 2019 and February 28, 2020
- D51. Fall Yearling Heifer, born between September 1, 2019 and November 30, 2019
- D52. 2 Year Old Cow, born between September 1, 2018 and August 31, 2019
- D53. 3 Year Old Cow, born between September 1, 2017 and August 31, 2018
- D54. 4 Year Old Cow, born between September 1, 2016 and August 31, 2017
- D55. 5 Year Old Cow and Older, born before September 1, 2016

Champion and Reserve Champion Female

Showmanship

DOGS

Saturday, July 24 1:00 pm Judging of 4-H Dogs – Adams Co. Farm Bureau Building

Reminder: Fair shows and times are tentative and may be subject to change if needed to align with changes in guidelines regarding COVID as mandated by the Illinois Department of Public Health and Governors directive. Continue to watch your emails for updates and information about projects and changes. As always, feel free to email or contact the local office for questions.

Superintendent : Danielle Poulsen & Extension Staff

General Rules and Regulations

- Members must have cared for and trained the dog, which must be owned/leased by the member or owned by the member's immediate family since June 1, 2021.
- All exhibitors must present a completed Dog Health Form at Check-In in order to participate in the show.
- A dog cannot be shown in the same obedience class more than one year except in open or utility.
- Dogs may be registered, unregistered, crossbred, male or female.
- Puppies must be at least 3 months of age. Dogs must be over 6 months of age in order to compete in obedience classes.
- Members may show the same dog in obedience, showmanship, and grooming classes.
- Members may show more than one dog in each obedience class but each dog must have a separate handler for group exercises. Limit 3 entries per class. Premiums will be paid on two entries per class. A maximum of 15 premiums will be paid to any one member for Dogs. A dog may only show in one obedience class.
- Dogs must be under the control/supervision of the 4-H member and their family at all times. Dogs must be kept on a 6 foot leather/nylon/canvas leash and a sturdy collar. Prong/spike/electronic collars are not allowed. Any dog which shows aggression toward either people or other dogs cannot be shown and must be removed from the show.
- Dogs in season will not be allowed in the judging area during the show, but at the judge's discretion may be allowed to be show separately after the regular classes.
- Grooming classes will run concurrently with obedience classes. At the judge's discretion, allowances may be made for members who are showing in both grooming and obedience classes.
- A run off will be held in the case of a tie for total score as follows:
 1. Beginners or graduate beginners; healing on lead exercises will be used.
 2. All other classes; novice off lead exercises will be used.

Animal Health Regulations

All dogs must be accompanied by a Certificate of Veterinary Inspection and/or statement of good health issued by a veterinarian within 90 days of exhibition. Members must show proof of rabies vaccination for all dogs 4 months of age and older. Proof of up-to-date distemper, hepatitis, leptospirosis, parvo, parainfluenza, corona, and bordatella shots (appropriate for the age of the dog) will be required. Certificate of Veterinary Inspection/statements must be presented at check-in. Dogs showing obvious signs of illness on the day of the show will not be allowed to be shown.

Dog Grooming

- In grooming classes, the condition of the dog and member's knowledge are judged, NOT the member's skill in showing the dog. Members should refer to the 4-H book for grooming guidelines.
- Dogs must NOT have been professionally groomed for at least 8 weeks before the 4-H show. Dogs will be scored on overall body condition as well as the condition of the coat, eyes, ears, teeth, and toenails.

Dg1. Long Haired Dogs and Puppies

Dg2. Short Haired Dogs and Puppies

Dog Obedience

Dg3. Beginner Novice I (For inexperienced handlers and inexperienced dogs)

All exercises done on a leash.

Heel on Leash	40
Figure Eight	40
Sit for Examination	40
Recall	40
Sit Stay	40

Dg4. Beginner Novice II (For experienced handlers and inexperienced dogs or experienced dogs and inexperienced handlers)

All exercises done on a leash.

Heel on Leash	40
Figure Eight	40
Sit for Examination	40
Sit, Stay	40
Recall	40

Dg5. Preferred Novice

Heel on Leash and Figure 8	40
Stand for Examination	40
Recall	40
Heel Free	40
Stay, Sit, or Down	40

Dg6.	Novice	
	Heel on Leash and Figure 8	40
	Stand for Examination Off Leash	30
	Heel Free (off leash)	40
	Recall (Off Leash)	30
	Long Sit (1 minute, off leash)	30
	Long Down (3 minutes, off leash)	30
	Exercises 4 and 5 will be judged as a group.	
Dg7.	Graduate Novice	
	Heel On Leash and Figure 8 (off leash)	40
	Drop on Recall	40
	Dumbbell Recall	30
	Recall over High Jump	30
	Recall over Broad Jump	30
	Long Down (3 minutes, handler out of sight)	30
	Exercise 6 will be judged as a group.	
Dg8.	Preferred Open	
	Heel on Free and Figure 8	40
	Drop on Recall	40
	Retrieve on Flat	40
	Retrieve over High Jump	40
	Broad Jump	40
Dg9.	Open	
	Heel Free and Figure 8	40
	Drop on Recall	30
	Retrieve on Flat	20
	Retrieve over High Jump	30
	Broad Jump	20
	Long Sit (3 minutes, handler out of sight)	30
	Long Down (5 minutes, handler out of sight)	30
	Exercises 6 & 7 will be judged as a group.	
Dg10.	Graduate Open	
	Signal Exercise	40
	Scent Discrimination	30
	Directed Retrieve	30
	Moving, Stand and Examination	30
	Go Out	30
	Directed Jumping	40

Dg11.	Preferred Utility	
	Signal Exercise	40
	Scent Discrimination Article #1	30
	Scent Discrimination Article #2	30
	Directed Retrieve	30
	Moving, Stand and Examination	30
	Directed Jumping	40
Dg12.	Utility	
	Signal Exercise	40
	Scent Discrimination Article #1	30
	Scent Discrimination Article #2	30
	Directed Retrieve	30
	Moving, Stand and Examination	30
	Directed Jumping	40

Showmanship, Senior and Junior, No Premium

In Junior and Senior Showmanship classes, the member's skill in showing the dog is judged, NOT the condition/quality of the dog.

- Junior Showmanship (for handlers age 8 to 13 as of 9/1/21)
- Senior Showmanship (for handlers age 14 and older as of 9/1/21)

GOATS

Sunday, August 1 4-6 pm Check-In/Weigh-In
Monday, August 2 8:00 am Judging of 4-H Goats – Goat Barn

Reminder: Fair shows and times are tentative and may be subject to change if needed to align with changes in guidelines regarding COVID as mandated by the Illinois Department of Public Health and Governors directive. Continue to watch your emails for updates and information about projects and changes. As always, feel free to email or contact the local office for questions.

Superintendents: Jennifer Morrow, Greg Thompson, & Extension Staff

General Rules and Regulations (see pages 70 for General Livestock Rules)

- All breeds within the division will show together (e.g. – Dairy breeds, Meat breeds). All animals should be clipped according to standard of the breed association.
- Horns are not allowed on Dairy breeds, but are acceptable on Pygmy and Meat breeds.
- Proper attire for Dairy showman, white shirt and pants and leather shoes. Meat/Pygmy attire, short sleeved shirt acceptable, pants, and leather shoes. Shorts, tank tops, and sandals are NOT acceptable in the show ring.
- Animals will be released following the show. 4-H members are responsible for cleaning out their pens (See General Livestock Rules).
- All 4-H members may collect a maximum of 15 premiums – one premiums per class, but may exhibit in as many classes with as many animals as desired.
- Rate of Gain: Members exhibiting market goats will have the opportunity to participate in a rate of gain competition sponsored by local goat producers. This is voluntary and is not required to show in a Market Goat class at the Adams County 4-H Fair. To participate members must bring their goats to be weighed and tattooed at the unit weigh-in day. Details for the weigh-in will be posted sent out to all participants signed up for goats. Goats will again be weighed on Sunday during Check-In/Weigh-In. Winners will be announced during the 4-H Goat Show on Monday.

Animal Health Regulations

Identification

Individual identification of each animal shall be by an ear tattoo or official metal or plastic tag. A microchip ID is acceptable if the owner provides the reader. Tattoos may be used when a registration certificate, listing the tattoo number, accompanies the animal. When using ear tags, the tag must indicate the premises ID and state of origin. The tag number must be assigned by a state or APHIS representative and recorded in the Scrapie Record Database. Ears should be used for tattooing when possible. If there is no space in the ear, the flank or tail fold may be used.

Illinois Goats

1. Goats originating from a herd that has previously been classified as either an infected or source herd can be exhibited in Illinois upon the completion of an approved herd plan.

2. For any animal born after 1/1/2002, the CVI must include the flock of birth and the flock of origin, if different.

Out-of-State Goats

All out-of-state goats are to be accompanied by an entry permit. Entry permit numbers are available by calling the Illinois Department of Agriculture, Monday through Friday from 8:00 AM to 4:30 PM, at 217/782-4944.

Permits may also be obtained online

at: <http://www.agr.state.il.us/AnimalHW/animalregistry/login.php>

1. Goats originating from a herd that has previously been classified as either an infected or source herd can be exhibited in Illinois upon the completion of an approved herd plan.
2. Tuberculosis- Goats from areas or states that are not Accredited Bovine Tuberculosis Free, must be accompanied by a CVI indicating that the goats originated from a herd where a complete negative herd test has been conducted within the past twelve (12) months and the individual animals are negative to a tuberculin test conducted within thirty (30) days prior to entry. For any animal born after 1/1/2002, the CVI must include the flock of birth and the flock of origin, if different

Dairy Type

- G1. Junior Doe (under 1 year and never freshened)
- G2. Dry Doe (12-24 months of age)
- G3. Dry Doe (24 months and over)
- G4. Milking Doe (currently in milk)
- G5. Junior Buck (0 to 6 months of age)
- G6. Market Goat (under 1 year of age)

Champion Dairy Type

Meat Type

- G7. Junior Doe (0-3 months of age)
- G8. Junior Doe (4-6 months of age)
- G9. Junior Doe (7-12 months of age)
- G10. Dry Doe (12-24 months of age)
- G11. Dry Doe (24 months and over)
- G12. Milking Doe (currently in milk)
- G13. Junior Buck (0-6 months of age)
- G14. Market Goat (under 1 year of age)

Champion Meat Type

Pygmy Type

- G15. Junior Doe (0-12 months of age)
- G16. Dry Doe (12-24 months of age)
- G17. Dry Doe (24 months and over)
- G18. Milking Doe (currently in milk)
- G19. Junior Buck (0-6 months of age)
- G20. Market Goat (under 1 year of age)

Champion Pygmy Type

Grand Champion/Reserve Grand Champion Buck

Grand Champion/Reserve Grand Champion Doe

Grand Champion/Reserve Grand Champion Market Goat

Showmanship, Senior and Junior, No Premium

HORSE & PONY

Wednesday, July 28

7:00 am

Check-In

8:00 am

Judging of 4-H Equine

Reminder: Fair shows and times are tentative and may be subject to change if needed to align with changes in guidelines regarding COVID as mandated by the Illinois Department of Public Health and Governors directive. Continue to watch your emails for updates and information about projects and changes. As always, feel free to email or contact the local office for questions.

Superintendent Committee: Sandy Chatten, Bonnie Chatten & Extension Staff

General Rules and Regulations (see pages 70 for General Livestock Rules)

- The 4-H Horse & Pony Show will be a one day event. Horses, ponies, and mules should be at the fairgrounds between 7:00 and 8:00 am on Wednesday for check-in and will be released following the show. If all occupants have a fair pass, there is no fee charged to enter. Stalls are available Tuesday night for enrolled 4-H members free of charge. 4-H members must purchase shavings and clean stalls before leaving Wednesday after the 4-H Horse and Pony show. Decision on postponement due to weather conditions will be made by 6:30 am and announced on local radio stations WGEM – 1440 and WTAD – 930. 4-H Horse & Pony Show rain date – to be determined.
- The Horse & Pony Show will be ran according the Adams County 4-H Equine Show Guidelines. All 4-H members enrolled in the Horse & Pony project will be sent a copy. A copy is available for viewing with your club leader, local Extension office and/or at the 4-H Horse & Pony Show.
- **Helmets (ASI/SEI approved protective headgear) with safety harness BUCKLED will be required by all riders whenever mounted. Riders must wear a shoe or boot with a heel and must ride with a saddle and bridle.**
- **Bareback riding will not be allowed on the fairgrounds at any time, with the exception of the costume class.**
- No tank tops allowed. 4-H members must show in proper attire.
- No stallions other than those born in the current calendar year will be used as 4-H project animals, nor may they be shown in the 4-H Horse & Pony Show. The age of the 4-H equine is determined as of January 1. 4-H equine need not be registered. Animals must be cared for by the 4-H'er as of the ownership/lease date of June 1, 2021.
- 4-H Members planning to exhibit at the local 4-H fair must file ownership or lease papers on all equine that they may potentially show by June 1st. 4-H members must also turn in one color photo of the animal with the paperwork. In addition they must also provide a copy of the registration papers if showing in the registered western halter class. Horses must be registered in the 4H member's name or the name of an immediate family member unless horse is being leased. If the horse is being leased, the registration papers must be in the name of the owner.

- An animal may not be shown by more than one exhibitor unless exhibited by another family member or at the discretion of the Superintendents and/or U of I Extension Staff.
- The Superintendents and/or U of I Extension Staff reserve the right to request the removal of any horse behaving in a dangerous manner from the fairgrounds. In addition, specific classes may be canceled the day of the show due to the condition of the footing in the arena.
- All classes are final as of June 30; exhibitors must ride or scratch the class on show day. NO SUBSTITUTION OF CLASSES will be allowed on show day Exhibitors cannot add a class the day of the show, but they can cancel classes if necessary.
- The exhibitor's 4-H age is as of September 1, 2020.
- Members exhibiting in the 4-H Horse & Pony project will be able to collect a total of 15 premiums. Exhibitors may only enter one animal per class.
- A horse, pony, or mule may only be shown in one halter class.
- University of Illinois Extension Staff and Superintendents reserve the right to combine classes that have 4 or fewer entries. Awards will be distributed for classes of five or more.
- Horsemanship/Equitation classes will be judged on the rider's seat, hands, ability to control mount with minimal effort, and to give a smooth, confident performance, whereas, pleasure classes are judged on the animal's performance. A pattern will be required in horsemanship/equitation classes.
- A pony is 56 inches or smaller at the withers. Any questions about height should be addressed by the superintendents.
- No judge may be approached by an exhibitor, parent/guardian, or 4-H leader without first obtaining permission from an equine superintendent. Violation of this rule may result in disqualification from the show.
- **ONLY EXHIBITORS will be permitted to work horses on the fairgrounds at any time.**
- Exhibitors may enter either the Walk/Trot division or the Walk/Trot/Canter division of a class. An exhibitor can select either Walk/Trot or Walk/Trot/Canter for each class grouping; English Pleasure, Western Pony Pleasure, Western Pleasure, and English/Western Horsemanship. Must have a different horse for each division. (Ex: your walk/trot horse must be different than your walk/trot/canter horse)
- Exhibitors may choose to trot/jog or canter/lope in the Barrels, Flag Race, Poles, and fun classes with no penalty.
- **A three minute gate call and eight minute tack change will be enforced. If you have a conflict the day of the show, please inform the gate attendee.**
- Members exhibiting are hereby notified that the Adams County Fair Board and/or University of Illinois Extension will not be held responsible or liable for a horse related accidents.

- Decision on postponement due to weather conditions will be made by 6:30 am and announced on local radio stations WGEM – 1440 and WTAD – 930. 4-H Horse & Pony Show rain date – to be determined.

Animal Health Regulations

Illinois Equine

1. All horses and other equidae, twelve (12) months of age and older attending an advertised equine event, shall be accompanied by a negative test for equine infectious anemia (EIA) conducted within the last twelve (12) months. A copy of this test shall accompany the animal.
2. AGID (Coggins) or ELISA tests are accepted.
3. An advertised equine event means a show, rodeo, sale, auction, exhibition, trail ride, or horse fair that is posted or media promoted.
4. A CVI is not required for Illinois equine.

Out-of-State Equine

All out-of-state equine are to be accompanied by an entry permit. Entry permit numbers are available by calling the Illinois Department of Agriculture, Monday through Friday from 8:00 AM to 4:30 PM, at 217/782-4944. Permits may also be obtained online at: <http://www.agr.state.il.us/AnimalHW/animalregistry/login.php>

1. All horses and other equidae entering Illinois that are twelve (12) months of age or older, shall be accompanied by a negative test for equine infectious anemia (EIA) conducted within the last twelve (12) months. A copy of this test shall accompany the animal.
2. AGID (Coggins) or ELISA tests are accepted.
3. All horses and other equidae shall be accompanied by a CVI issued within thirty (30) days prior to entry.

** There will be at least two fun classes throughout the day. They will be determined the day of the show.

Show order

- H1. Horse Halter, 4 years and under English or Western
- H2. Mini/Pony Halter, any age English/ Western
- H3. Registered Western Halter, 5 years and over
- H4. Grade Western Halter, 5 years and over
- H5. English Horse, 5 years and over
- Grand and Reserve Champion Halter Horse
- H6. Showmanship, 14-18 (no premium)
- H7. Showmanship, 8-13 (no premium)
- H8. Beginner Walk/Trot Pleasure Western/English (first 2 years in horse/pony)
- H8. Walk/Trot English Pleasure
- H9. Walk/Trot/Canter English Pleasure
- H10. Walk/Trot Western/ English Pony Pleasure,
- H11. Walk/Trot/Canter Western/ English Pony Pleasure
- H12. Walk/Trot English or Western Horsemanship, 8-13
- H13. Walk/Trot English or Western Horsemanship, 14-18
- H14. Walk/Trot/Canter English or Western Horsemanship, 8-13
- H15. Walk/Trot/Canter English or Western Horsemanship, 14-18

- H16. Walk/Trot Western Horse Pleasure, 8-13
- H17. Walk/Trot Western Horse Pleasure, 14-18
- H18. Walk/Trot/Canter Western Horse Pleasure, 8-13
- H19. Walk/Trot/Canter Western Horse Pleasure, 14-18
- H20. Walk/Trot Ranch Horse Versatility (ring work, obstacles, pattern)
- H21. Walk/Trot/Canter Ranch Horse Versatility (ring work, obstacles, pattern)
- H22. Trail, 8-13 (After 3 refusals at an obstacle, exhibitors will be asked to move on to the next obstacle)
- H23. Trail, 14-18 (After 3 refusals at an obstacle, exhibitors will be asked to move on to the next obstacle)
- H24. Costume
- H25. Barrels, Walk/Trot
- H26. Barrels, Walk/Trot/Canter
- H27. Flag Race, Walk/Trot
- H28. Flag Race, Walk/Trot/Canter
- H29. Poles, Walk/Trot
- H30. Poles, Walk/Trot/Canter

POULTRY

Monday, August 2 11:00 am Check-In
 12:00 pm Judging of 4-H Poultry – Open Sheep Barn

Reminder: Fair shows and times are tentative and may be subject to change if needed to align with changes in guidelines regarding COVID as mandated by the Illinois Department of Public Health and Governors directive. Continue to watch your emails for updates and information about projects and changes. As always, feel free to email or contact the local office for questions.

Superintendents: Leon Obert, Danielle Poulson, & Extension Staff

General Rules and Regulations (see pages 70 for General Livestock Rules)

- Poultry exhibition health requirements do not apply to 4-H one day poultry shows, where entries are taken to the show and returned home the same day. A permit is required for out-of-state poultry. A permit may be obtained by calling 217/782-4944.
- Prior to being used to transport poultry to a show, all crates, boxes, containers, and vehicles should be thoroughly cleaned and disinfected.
- A cockerel shall be a male hatched after January 1, 2021 and a cock must be hatched prior to January 1. Hens must be hatched prior to January 1, 2021 and pullets after January 1.
- A pen of three shall consist of one cockerel and two pullets – chickens only. In all other poultry, there will not be a distinction of male or female.
- Single entries of poultry may not be shown from a pen of laying hens for egg production.
- Exhibits for egg production will consist of one dozen eggs in a suitable container and a pen of three laying hens.
- Purebred (rare) breeds of poultry will have the same rules as above, but will show and be judged separately from common poultry.
- All 4-H members may collect a maximum of 15 premiums – one premium per class, but may exhibit in as many classes and breeds as desired.
- Breed classifications are in accordance with the American Poultry Association. Please contact the local Extension office for a listing.

Animal Health Regulations

Please Note: Poultry exhibition requirements do not apply to 4-H and FFA 1-day poultry shows where the entries are taken to the show and returned home the same day. However, a permit is required for out-of-state poultry.

- P1. Purebred (heavy) Individual Cock
- P2. Purebred (heavy) Individual Hen
- P3. Purebred (heavy) Pen of Three (pullets and cockerels)
- P4. Purebred (heavy) Individual Cockerel
- P5. Purebred (heavy) Individual Pullet
- P6. Bantam Individual Cock
- P7. Bantam Individual Hen
- P8. Bantam Pen of Three (pullets and cockerels)
- P9. Bantam Individual Cockerel
- P10. Bantam Individual Pullet
- P11. Crossbred Individual Cock
- P12. Crossbred Individual Hen
- P13. Crossbred Pen of Three (pullets and cockerels)
- P14. Crossbred Individual Cockerel
- P15. Crossbred Individual Pullet
- P16. Individual Tom Turkey
- P17. Individual Hen Turkey
- P18. Pen of Three Turkeys
- P19. Individual Drake Duck
- P20. Individual Hen Duck
- P21. Pen of Three Ducks
- P22. Individual Gander Goose
- P23. Individual Hen Goose
- P24. Pen of Three Geese
- P25. Other Individual Male Poultry
- P26. Other Individual Female Poultry
- P27. Other Pen of Three Poultry
- P28. Egg Production

Showmanship, Senior and Junior, No Premium

RABBITS

Wednesday, July 28	6-8 pm	Check-In
Thursday, July 29	9 am – 12 pm	Check-in with a 4-H Rabbit Superintendent
	6:00 pm	Judging of 4-H Rabbits – Rabbit Barn
Sunday, August 1	12:00 pm	Rabbits released

Reminder: Fair shows and times are tentative and may be subject to change if needed to align with changes in guidelines regarding COVID as mandated by the Illinois Department of Public Health and Governors directive. Continue to watch your emails for updates and information about projects and changes. As always, feel free to email or contact the local office for questions.

Superintendents: Carolyn Roberts, Katlyn Roberts, Steve Obert, & Extension Staff

General Rules and Regulations (see pages 70 for General Livestock Rules)

- Exhibitors must bring their livestock records filled out for rabbits this year and present them at check-in (Note: If you fill out FFA records they will be accepted) If records are not presented at time of check in you can still show, but not receive anything higher than an A.
- 4-Hers may bring their rabbits anytime on Wednesday or Thursday before 12 pm.
- 4-H Rabbit project members must leave their rabbits at the Adams Co. Fairgrounds from Check-In on Thursday until release on Sunday. Please bring all necessary items for the care of your rabbit. If you are not able to be on the fairgrounds all three days, **arrangements must be made ahead of time and be approved by the Superintendents.**
- Any rabbit showing signs of sickness will be removed from the exhibit area.
- A minimum of 5 rabbits are required for any rabbit breed. If the minimum is not checked in, then the breed with exhibit in Misc. Purebred at the discretion of the superintendents.
- Each individual 4-H'er may exhibit 3 rabbits per class. Each rabbit exhibitor will be eligible to receive one premium per class and a maximum of 15 premiums within the 4-H Rabbit Show.
- Members are required to bring their own water and feed containers. You need to bring a portable cage for your entry. **Each member is responsible for feeding and care of their own rabbits. Failure to do so may result in forfeiting your premium.**
- Each rabbit will be properly identified and tattooed BEFORE the fair. ANY RABBIT EXHIBITED FOR THE 4-H SHOW NOT TATTOOED WILL NOT BE PERMITTED TO ENTER THE RABBIT BARN. *Tattooing of rabbits will not be allowed in the rabbit barn.*
- No dogs or cats will be allowed in the rabbit barn.
- Cages will be assigned by the 4-H Superintendents.
- Members must clean all their cages and area before leaving on Sunday; **FAILURE TO DO SO MAY RESULT IN FORFEITING YOUR PREMIUM.**

- Please be sure to let the office know if you have your rabbits in the air conditioning
- NO RUNNING in the Rabbit Barn.

Animal Health Regulations

Please Note – There are no requirements governing the movements of rabbits within or into Illinois.

Definition of Classes

- Single Fryer – rabbits must be 70 days or younger and weigh 5 1/2 pounds or less. The rabbit cannot be used from any other class.
- Pen of Three Fryers – Rabbits must be 70 days or younger and weigh 5 1/2 pounds or less. The pen must consist of 3 rabbits and not from any other class. All rabbits should be close to the same age, weight, and breed.
- 4 Class Rabbit – Rabbit weighs less than 8 pounds at maturity and has 4 classes.
 - Senior Buck & Senior Doe (over the age of 6 months)
 - Junior Buck & Junior Doe (under the age of 6 months)
- 6 Class Rabbit – Rabbit weighs over 8 pounds at maturity and has 6 classes.
 - Senior Buck & Senior Doe (over the age of 8 months)
 - 6-8 Buck & 6-8 Doe (between 6 – 8 months of age)
 - Junior Buck & Junior Doe (under the age of 6 months)

4 Class Rabbits

<u>Mini Lop</u>	<u>Mini Rex</u>	<u>Woolies</u>	<u>Harlequin</u>	<u>Dutch</u>
R1. Sr. Buck	R5. Sr. Buck	R9. Sr. Buck	R13. Sr. Buck	R17. Sr. Buck
R2. Sr. Doe	R6. Sr. Doe	R10. Sr. Doe	R14. Sr. Doe	R18. Sr. Doe
R3. Jr. Buck	R7. Jr. Buck	R11. Jr. Buck	R15. Jr. Buck	R19. Jr. Buck
R4. Jr. Doe	R8. Jr. Doe	R12. Jr. Doe	R16. Jr. Doe	R20. Jr. Doe

6 Class Rabbits

<u>California</u>	<u>New Zealand</u>	<u>Misc. Purebred</u>	<u>Misc. Crossbred</u>
R21. Sr. Buck	R27. Sr. Buck	R33. Sr. Buck	R39. Sr. Buck
R22. Sr. Doe	R28. Sr. Doe	R34. Sr. Doe	R40. Sr. Doe
R23. 6-8 Buck	R29. 6-8 Buck	R35. 6-8 Buck	R41. 6-8 Buck
R24. 6-8 Doe	R30. 6-8 Doe	R36. 6-8 Doe	R42. 6-8 Doe
R25. Jr. Buck	R31. Jr. Buck	R37. Jr. Buck	R43. Jr. Buck
R26. Jr. Doe	R32. Jr. Doe	R38. Jr. Doe	R44. Jr. Doe

R45. Single Fryer

R46. Pen of Three Fryers

R47. Costume Class – A live rabbit must be part of the exhibit. 4-H'ers and rabbit must have exhibited in one of the above classes. Judged on attractiveness and originality. 4-H'er is encouraged to be dressed according to the costume subject.

Grand Champion and Reserve Grand Champion will be selected from the best of each breed.

Showmanship, Senior & Junior, No Premium

SHEEP AND WOOL

Thursday, July 29	4-6 pm	4-H Sheep Arrive
Friday, July 30	12:00 pm	4-H Sheep Weigh-In Judging of 4-H Wool Judging of 4-H Sheep
	7:00 pm	Release of 4-H Sheep**Or Conclusion of Master Showmanship Contest, whichever is later**

Reminder: Fair shows and times are tentative and may be subject to change if needed to align with changes in guidelines regarding COVID as mandated by the Illinois Department of Public Health and Governors directive. Continue to watch your emails for updates and information about projects and changes. As always, feel free to email or contact the local office for questions.

Superintendents: Allan Ippensen, Sherri Fuller, & Extension Staff

General Rules and Regulations (see pages 70 for General Livestock Rules)

- Grooming is to be done according to breed standards and will be used as a part of the judging component.
- Members may exhibit in as many classes as desired and draw up to 15 premiums in the 4-H Sheep and Wool Show. Maximum of one premium paid per class.

Sheep

- All sheep in 4-H classes must be docked.
- Animals must have been owned by the exhibitor as of June 1, 2021, and market lambs must have been lambd on or after January 1, 2021 and must be owned by May 15, 2021.
- The purebred pair of lambs may be one ewe lamb and one ram lamb, two ewes, or two ram lambs.
- A member can enter and show in as many different breeds as they choose and in the market lamb class.
- Members may enter any number of exhibits in a class, but only one premium paid per class.
- Market lamb classes will be determined after weigh-in.
- Aged Ewes must be two years old or older.

Wool

- All fleeces entered must be ewe fleeces only.
- All wool exhibited must be shorn within the year shown.
- A 3" x 5" card with the entry tag must be attached to each fleece giving the member's name, club, breed of sheep, date the ewe was shorn this year, and date shorn last year.
- All fleeces for exhibit must be tied with paper twine – no binder twine or heavy weight twine may be used.
- The wool exhibits will be judged from the standpoint of market requirements and will be released after the show.

Animal Health Regulations

Identification

Individual identification of each animal shall be by an ear tattoo or official metal or plastic tag. A

microchip ID is acceptable if the owner provides the reader. Ear tattoos may be used when a registration certificate, listing the tattoo number, accompanies the animal. When using ear tags, the tag must indicate the premises ID and state of origin. The tag number must be assigned by a state or APHIS representative and recorded in the Scrapie Record Database.

Market Lambs

All market lambs must be slick shorn (show ring ready) before weigh-in so that show lamb fungus can be identified.

Illinois Sheep

1. Sheep originating from a flock that has previously been classified as either an infected or source flock can be exhibited in Illinois upon the completion of an approved flock plan.
2. For any animal born after 1/1/2002, the CVI must include the flock of birth and the flock of origin, if different.

Out-of-State Sheep

All out-of-state sheep are to be accompanied by an entry permit. Entry permit numbers are available by calling the Illinois Department of Agriculture, Monday through Friday from 8:00 AM to 4:30 PM, at 217/782-4944. Permits may also be obtained online at: <http://www.agr.state.il.us/AnimalHW/animalregistry/login.php>

1. Sheep originating from a flock that has previously been classified as either an infected or source flock can be exhibited in Illinois upon the completion of an approved flock plan.
2. For any animal born after 1/1/2002, the CVI must include the flock of birth and the flock of origin, if different.

W1. Wool

Breeding Sheep

Ram Lamb, born on or after January 1, 2020

Aged Ewe, born before January 1, 2020

Yearling Ewe, born on or after January 1, 2019 to August 31, 2019

Ewe Lamb, born on or after September 1, 2019

Show Order Will Be Posted the Day Before the Show.

Cheviot

- S1. Ram Lamb
- S2. Aged Ewe
- S3. Yearling Ewe
- S4. Ewe Lamb
- S5. Pair of Lambs

Columbia

- S11. Ram Lamb
- S12. Aged Ewe
- S13. Yearling Ewe
- S14. Ewe Lamb
- S15. Pair of Lambs

Oxford

- S21. Ram Lamb
- S22. Aged Ewe
- S23. Yearling Ewe
- S24. Ewe Lamb
- S25. Pair of Lambs

Hampshire

- S6. Ram Lamb
- S7. Aged Ewe
- S8. Yearling Ewe
- S9. Ewe Lamb
- S10. Pair of Lambs

Dorset

- S16. Ram Lamb
- S17. Aged Ewe
- S18. Yearling Ewe
- S19. Ewe Lamb
- S20. Pair of Lambs

Montadale

- S26. Ram Lamb
- S27. Aged Ewe
- S28. Yearling Ewe
- S29. Ewe Lamb
- S30. Pair of Lambs

Shropshire

- S31. Ram Lamb
- S32. Aged Ewe
- S33. Yearling Ewe
- S34. Ewe Lamb
- S35. Pair of Lambs

Suffolk

- S36. Ram Lamb
- S37. Aged Ewe
- S38. Yearling Ewe
- S39. Ewe Lamb
- S40. Pair of Lambs

Southdown

- S41. Ram Lamb
- S42. Aged Ewe
- S43. Yearling Ewe
- S44. Ewe Lamb
- S45. Pair of Lambs

Corriedale

- S46. Ram Lamb
- S47. Aged Ewe
- S48. Yearling Ewe
- S49. Ewe Lamb
- S50. Pair of Lambs

Horned Dorset

- S61. Ram Lamb
- S62. Aged Ewe
- S63. Yearling Ewe
- S64. Ewe Lamb
- S65. Pair of Lambs

Crossbred

- S51. Ram Lamb
- S52. Aged Ewe
- S53. Yearling Ewe
- S54. Ewe Lamb
- S55. Pair of Lambs

Dorper

- S56. Ram Lamb
- S57. Aged Ewe
- S58. Yearling Ewe
- S59. Ewe Lamb
- S60. Pair of Lambs

Grand Champion and Reserve Grand Champion Ewe and Ram

Market Lambs

- All market lambs' tails must be docked.
- All market lambs must be slick shorn within 5 days of the show.
- Members can weigh, exhibit only two entries of individual market lambs and one pair.
- Market lamb classes will be determined after weigh-in.
- Any ewe lamb not shown in a breeding class can show in the market class.

S66. Single Market Lamb

S67. Pair of Market Lambs – must be owned by one member
Showmanship, Senior & Junior, No Premium

****Please let the superintendents know at the conclusion of the show if you plan to list a market animal at the sale so arrangements can be made to be on the sale list.**

SWINE

Thursday, July 29	5-8 pm	ALL SWINE MUST WEIGH-IN
Saturday, July 31	8:00 am	Judging of 4-H Swine
Sunday, August 1	8:00 pm	Release of all 4-H Swine

Reminder: Fair shows and times are tentative and may be subject to change if needed to align with changes in guidelines regarding COVID as mandated by the Illinois Department of Public Health and Governors directive. Continue to watch your emails for updates and information about projects and changes. As always, feel free to email or contact the local office for questions.

Superintendents: Brent Clair, Mike Jansen, Rob Tedrow & Extension Staff

General Rules and Regulations (see pages 73-76 for General Livestock Rules)

- 4-H swine will be penned in the 4-H Swine Barn. Swine will be permitted in the barn after 8:00pm on Tuesday, July 27.
- Breeding gilts must be farrowed on or after January 1 of the show year, market gilts and barrows must be farrowed on or after January 1 of the show year and all swine must have the appropriate CVI papers.
- Breeding Gilts and market animals will be weighed and divided into weight classes for judging.
- All swine must be weighed by 8:00 pm on Thursday evening.
- Swine must have been owned by June 1 of the show year and cared for by the member from that time on.
- Bring your own wood chips for your pens. Each family is asked to bring 1 bag of wood chips for the show ring. Straw is not allowed.
- If you want to make improvements on any pens (such as hinges, latches, etc.), contact the swine superintendents.
- If you plan on staying for open class, please be sure to let the superintendents know.
- Please have your pens cleaned out by the end of the Fair.

Animal Health Regulations

Illinois Swine

Identification

1. Swine shall be identified by an official ear tag, tattoo or recognized breed ear notch.
2. Ear notch identification is acceptable for all barrows, crossbred gilts and breeding swine. (Note: Ear notch identification of crossbred swine does not satisfy USDA identification requirements for interstate movement or official testing.)

Brucellosis

Brucellosis testing is not required for Illinois swine.

Pseudorabies

Pseudorabies testing is not required for Illinois swine.

Out-of-State Swine

All out-of-state swine are to be accompanied by an entry permit. Entry permit numbers are available by calling the Illinois Department of Agriculture, Monday through Friday from 8:00 AM to 4:30 PM, at 217/782-4944. Permits may also be obtained online at: <http://www.agr.state.il.us/AnimalHW/animalregistry/login.php>

Identification

1. Individually identified by an official ear tag, tattoo or recognized breed ear notch.
2. Ear notch identification is not acceptable for crossbred animals.

Brucellosis

1. Breeding swine 4 months of age and older shall be negative to an official test for brucellosis within 30 days prior to exhibition unless exempt by one (1) of the following:
 - A. Originate immediately and directly from a validated brucellosis-free herd.
 - B. Originate directly from a validated brucellosis-free state.
2. Swine brucellosis tests for exhibition shall be conducted at a state or federal laboratory.

Pseudorabies

1. Swine originating from a Pseudorabies Stage IV or V state are exempt from the pseudorabies testing requirement.
2. Swine originating from a Pseudorabies Stage III state shall be negative to an official test for pseudorabies conducted within thirty (30) days prior to entry or originate immediately and directly from a qualified pseudorabies negative herd.
3. Swine originating from a Pseudorabies Stage I or II state shall be negative to an official test for pseudorabies conducted within the 10 days prior to entry.
4. Barrows and females in market classes must meet the same requirements as breeding swine.

Commercial Breeding Gilt Division

- Gilts – farrowed on or after January 1 of the show year.
- Exhibitors are not restricted on the number of gilt entries in the Breeding Gilt Division, but will only be paid a maximum of 15 premiums for the Swine Show, and one premium per class.

SW1. Commercial Breeding Gilts – to be divided by weights.

Grand Champion Breeding Gilt

Market Swine Division

- Exhibitors are not restricted on the number of entries in the Market Swine Division, but will only be paid a total of 15 premiums for the Swine Show, and one premium per class.
- All purebred barrows show in the Market Barrow Class.
- Market gilts and barrows must be farrowed on or after January 1 of the show year.


SW2. Single Gilt

SW3. Single Barrow

Grand Champion Market Gilt

Grand Champion Market Barrow

Showmanship, Senior & Junior, No Premium



Addison Weiman
Payson Progressors
Age: 8

University of Illinois Extension

Adams County Office

330 South 36th St.

Quincy, IL 62301

<https://extension.illinois.edu/abhps>

Phone: (217)223-8380

Fax: (217)223-9368

Staff

Shelby Crow, *County Director*

Sheri Merry, *4-H Youth Development Educator*

Katie Parker, *Local Foods and Small Farms Educator*

Betsy Bauer, *4-H Program Coordinator*

Kelly McCleary, *Office Support*

Leah Erke, *Visiting Outreach Associate*

Robin Thomson, *Ag Literacy Community Worker*

Siera Duesterhaus, *SNAP-ED Community Worker*

Council Members

Lead Adams

Laura Bergman

Deepak Balaji

Julia Cieslewicz

Sarah Fernandez

Andrea Hanson

Barb Holthaus

Amy Lefringhouse

Javier Lofton

Sean Park

Carolyn Roberts

Jan Terry

Bryan Stevens

Dan Stupavsky

Jan Terry

Brock Willard

Jeanne Yingling



University of Illinois | U.S. Department of Agriculture | Local Extension Councils Cooperating
University of Illinois Extension provides equal opportunities in programs and employment.