




2021 PIKE COUNTY



MOIRA CURRY



4-H FAIRBOOK



Reminder: Fair shows, times and dates are tentative and may be subject to change if needed to align with changes in guidelines regarding COVID as mandated by the Illinois Department of Public Health and Governors directive. Continue to watch your emails for updates and information about projects and changes. As always, feel free to email or contact the local office for questions

**4-H SCHEDULE OF SHOW EVENTS AT
THE WESTERN ILLINOIS FAIRGROUNDS IN GRIGGSVILLE**

**Clean up/Set up day for 4-H livestock shows (Livestock barn) – Sunday, June 14,
4 p.m. - All 4-H members showing livestock need to attend**

April 11th – 4-H Public Presentation Judging, 2 p.m. Quincy, IL

Tuesday, June 22, 2021

8:00 a.m. Check-in for General Show Projects@ Pike FB Hall
9:00 a.m. General Show Project Judging Begins

Wednesday, June 23, 2021

7:30 a.m. Check-in for Poultry begins @ Livestock Barn
8:00 a.m. Poultry Show @ Livestock Barn Arena
9:00 a.m. Rabbit Show (check in 8:30)
Check-in for Dog Show @ 11 a.m.
11:30 a.m. Dog Show @ Griggsville Park
12:30 p.m. Check-in for Cat Show
12:30 p.m. Cat Show @ Griggsville Park
1:00 p.m. Sheep & Goat Weigh-In
5:00 p.m. Goat & Sheep Show @ Livestock Barn Arena
Sheep Show following Goat show(approx. 6:00 p.m.)
6:00 p.m. Steer Weigh-In @ Livestock Barn
Swine Weigh-In following Steer

Thursday, June 24, 2021

5:00 p.m. Beef Show @ Livestock Arena
Following Beef Show(approx. 7) Swine Show @ Livestock Arena

Friday, June 25, 2021

9:00 a.m. Master Showmanship @ Livestock Arena
After Showmanship Animal Science Skill-a-thon @ American Legion
5:30 p.m. Auction Preview @ Livestock Barn
6:30 p.m. Livestock Auction (*Livestock auction animals released after
the sale concludes*)

4-H Show dates, times and locations are subject to change

TABLE OF CONTENTS

*CC- County Class Only

GENERAL PROJECTS

Aerospace	13	Health	35
Animal Science	14	Horticulture/Floriculture	35
Bicycle *CC	14	Horticulture/Vegetable Garden	37
Child Development	15	Intercultural	38
Civic Engagement	15	Interior Design	39
Clothing & Textiles	16	Leadership	40
College & Career Readiness	20	Maker	41
Communications/Journalism	21	Natural Resources	42
Computer Science	23	Photography	43
Consumer Science	24	Plant & Soil Science	45
Crops	25	Public Presentations	22
Electricity/Electronics	26	Robotics	45
Entomology	27	Shooting Sports	46
Entomology/Beekeeping	28	Small Engines	47
ESports	28	Theatre Arts	48
Exploratory *CC	29	Tractor	49
Family Heritage	29	Video/Filmmaking	50
Food & Nutrition	30	Veterinary Science	50
Food Demonstrations *CC	33	Visual Arts	51
Forestry	33	Weather	55
Geology	34	Welding	56
		Woodworking	56

LIVESTOCK PROJECTS

Rules & Regulations	60
IL Dept of Ag Health Rules	61
Beef	69
Cats	71
Dairy	71
Dogs	73
Goat	76
Horse/Pony	77
Poultry	80
Rabbits	81
Sheep	83
Swine	85
Livestock Sale	87

Pike County 4-H Shows

June 22-25

Welcome to the 2021 Pike County 4-H Shows!

Please keep the following in mind as you prepare and exhibit your projects:

- ✓ Judging times are approximate. Please be patient and courteous during judging. Our judges, superintendents and fair assistants are volunteers so we need to respect their time and decisions.
- ✓ Please read all General Rules and Livestock General Requirements in addition to the specific exhibit requirements.
- ✓ Double check project requirements as every year there are many changes.
- ✓ Members are to remain with their projects during judging. If there is a conflict, you must contact the Extension office for instructions. Parents are to refrain from being with their 4-H member during conference judging.
- ✓ Always thank your sponsors for trophies and awards. Sponsor addresses/cards, should be attached to your awards.
- ✓ Livestock released. Please see the livestock section in the fair book.
- ✓ Read your e-mail/newsletter for additional information and changes that have occurred since the printing of the fair book.
- ✓ **May 15 - DEADLINE FOR PIKE COUNTY 4-H FAIR REGISTRATION at fairentry.com**

If you have any questions or need reasonable accommodations, please call us at 217-285-5543 or email Dorothy at dwelbour@illinois.edu or Sheri at smerry@illinois.edu

HAVE A GREAT WEEK AT THE FAIR!

UNIT 14 EXTENSION STAFF

Shelby Crow - *County Extension Director*
Sheri Merry – *4-H Youth Development Educator*
Dorothy Welbourne - *4-H & MG Program Coordinator*
Jenny Graham - *Community Worker SNAP Ed*
Amy Wiley - *Office Support Associate*
Katie Parker - *Local Foods/Small Farms Educator*



DOG HEALTH FORM

Exhibitors must present this form when checking in for the Dog Show.

Exhibitor's Name: _____

Address _____

Dog's Name _____ Breed _____ Sex _____

Dog's Date of Birth ____/____/____

(The remainder of this form is to be completed by a registered veterinarian)

REQUIRED VACCINATIONS (appropriate for the age of the dog) and date administered.

____/____/____ RABIES

____/____/____ DISTEMPER

____/____/____ HEPATITIS

____/____/____ LEPTOSPIROSIS

____/____/____ PARVO

____/____/____ PARANFULENZA

____/____/____ CORONA

____/____/____ BORDATELLA

I have examined the above listed animal and have found it to be in good health and up to date on all vaccinations.

Print Veterinarian Name

Veterinarian Signature

Date Examined

I ILLINOIS[™]
Extension



TIMELINE--Preparing for the 4-H Fair

2 MONTHS BEFORE THE FAIR –

Horse Projects: All lease/ownership papers & pictures are turned in to the office by May 1, if showing horses at the Adams County 4-H Show or Illinois State Fair. Check for when your Coggins is up for renewal. Bring your proof of Coggins with you to the 4-H show for check-in.

General Projects: Get the major projects started. Don't wait until the last minute.

Attend Club Meetings: Make sure that you have done your talk or demonstration for this 4-H year.

YQCA-

Livestock Members: Youth for the Quality Care of Animals (YQCA)

The YQCA is a new livestock quality assurance program (national program) that is replacing PQA, which no longer exists. It also replaces the Quality Assurance & Ethics (QAEC) program for youth in the following species; DAIRY CATTLE, BEEF CATTLE, SWINE, SHEEP and GOATS.

All 4-H exhibitors of these animals will be required to certify in the YQCA program yearly starting with the 2021 show season. Youth must certify on-line via the website <http://yqca.org>. Cost of this is \$12.00 per person for the online version.

Due by April 15. Members enrolled in horse, poultry, rabbits, dogs and cats need to take mandatory Quality Assurance & Ethics Certification at <http://web.extension.illinois.edu/qaec/>. This includes those doing poster projects.

Starts on page 61 for Livestock Health requirements & Health papers needed.

ENTRY DEADLINES –

April 15: Last day to add General Show projects at <http://il.4honline.com>

May 15: 4-H fair entries due on-line through the 4-H fair entry at www.fairentry.com

1 MONTH BEFORE THE FAIR

Read your newsletter/email for any changes that occurred after the printing of the 4-H Fair book.

Finish projects.

Go to the 4-H Fair book (extension.illinois.edu/ahbps) and read it carefully. Some things have changed. Do not assume that everything will be the same as last year.

1 WEEK BEFORE THE FAIR

Finish projects. Look for project tags to come in the mail. Check that they have the correct class number. Check that you have received all the tags for the projects that you have signed up for. Attach them securely to your project. You will not receive project tags for livestock and pet classes.

Fashion Revue Clothing Projects: Fill out the Fashion Revue form and bring with you on show day. The form is available in your fairbook and can be e-mailed to you. **Not required, but appreciated. Email the completed form to dwelbour@illinois.edu by June 15.**

GENERAL SHOW/HOME EC PROJECT DAY

Exhibitors must accompany their exhibits to the Fair and must be present for Conference Judging.

If there is a conflict, you must call the office for specific instructions. There are forms that need to be filled out and attached to projects.

All of your projects should have their tag securely attached before arriving at the fair.

Double check the 4-H schedule so you are aware when and where projects will be shown on each day.

You will check in your projects when you are conference judged.

There will be chairs in each project area for the 4-H'ers to wait for a turn during their time slot.

Only 4-H Exhibitors allowed in judging area.

General Show/Home Ec. projects will be released on Friday from 8:00-Noon. You will forfeit your premium if your project is taken home early.

LIVESTOCK

Carefully read rules, check-in times and show times for your project area.

All entries, registration and health papers will be checked at the show prior to judging any livestock. · If you show livestock of any kind, it is your responsibility to help with set-up and tear down. Failure to do so will result in forfeit of premium if stalls are not clean.

GENERAL INFORMATION FOR PIKE COUNTY SHOWS

(This information is for the SHOWS, there is separate information for the Livestock SALE)

4-H exhibitors must meet enrollment standards in order to participate in any 4-H Show.

1. The enrollment standards are as follows:

Youth who are age 5 through 7 years of age on or before September 1, may enroll as Cloverbud member. Cloverbuds may enroll in designated Cloverbud projects, and will receive individual recognition for participating in the 4-H Fair, but are not judged in general project areas. In addition, Cloverbuds are NOT permitted to participate in actual 4-H livestock projects and/or shows.

- Youth who are 8 years of age and have not reached their 19th birthday on or before September 1, of each year may enroll in a community 4-H club or 4-H Spin Club or as an independent member.
- A youth who enrolls in a 4-H club must attend at least one meeting, tour, workshop or other activity of that club to be called a member. Leaders will track member participation and report concerns to Extension staff by April 15th of each year.
- Spin Clubs consist of youth involved in special educational/topic areas and will operate under the guidance of volunteers, leaders, and Extension staff within the time-frame allotted. Spin Club members are also classified as 4-H members.

2. All exhibitors must be enrolled as Pike County 4-H members and a record of this enrollment must be in the Extension Office before April 15, 2021. All livestock project members have to be enrolled by Dec. 15 of the current 4-H year.
3. All 4-H Show entries must be made by May 15, 2021. ABSOLUTELY NO ENTRIES ACCEPTED AFTER May 15, 2021. Go to fairentry.com
4. If you need reasonable accommodations to participate in this program, please contact the Pike County Office by June 1.
5. Entries will be judged equally on the merit of the exhibit and knowledge of the exhibitor. Exhibits in each class will be rated and placed in one of three groups: 1 – blue ribbon or meets requirements; 2 – red ribbon or does not meet requirements; and 3 – white ribbon or does not meet requirements and needs work. Judge's decisions are final. Recommendations given in the project book will be followed in judging the 4-H shows. If an exhibit does not meet the requirements listed in the 4-H Fairbook, the exhibit will receive an automatic lowering of one grade.
6. Unit 14 uses an X factor in computing premiums. Points assigned per award are tentative and do not represent dollars. Participation ribbons are intended for Cloverbuds and must have 0 points. Total dollars available are re-distributed to members based on number of exhibits and points earned.
7. Level 1--Blue=4 points, Red =3 points, White=2 points, Participation=0 points
8. Level 2--Blue=3 points, Red =2 points, White =1 points, Participation=0 points

9. The Department of Agriculture shall use its best efforts to secure sufficient appropriations to fund premiums. In any year for which the General Assembly of the State of Illinois fails to make an appropriation sufficient to pay such premiums, premium amounts may not be accurately reflected in this Premium Book. (Premiums will not be subsidized by U of I Extension)
10. Entry restrictions are as follows for all shows: A limit of two entries per project area can be exhibited but there is a limit of one premium paid per class. Example: If you exhibit two nature visual arts projects you will be paid a premium on one of those projects or exhibit two market pens of rabbits, you will be paid a premium on one market pen.
11. Premiums will be withheld for projects that are removed before designated release time. Release times are listed on schedule.
12. All exhibits must have been made and/or personally cared for by the exhibitor during the current 4-H year.
13. An item may only be exhibited in one class. The exhibit will be disqualified if exhibited in more than one class.
14. All exhibits must be identified with a project tag, which is mailed to you prior to the fair. The project tag must be securely attached to the exhibit. Posters – place tag in the upper right hand corner. Exception: Food Demonstration, Fashion Revue, and Public Presentation entries do not need project tags attached.
15. Exhibits illustrating inappropriate subject matter and/or graphics are not acceptable. The Superintendents reserve the right to not display exhibits deemed inappropriate for youth audiences. Items deemed potentially dangerous to fair-goers may be removed from the exhibit.
16. Classes marked with an asterisk (* or CC) are “County” Classes only and are NOT eligible for the State Fair. County Classes are premium eligible.
17. Neither the University of Illinois Extension – Unit 14, 4-H Superintendents, Judges, Assistants, the Farm Bureau or the Western Illinois Fair Board will be held responsible for accidents, damage, or loss of any projects.
18. 4-H members must maintain good conduct at all times or lose all further rights to participate in fair events. See Code of Conduct on page 57.
19. University of Illinois Extension Staff reserves the right to make the final interpretation on any controversies, covered or not covered, in the Fair book.
20. The Extension Council, Extension Staff and/or Dept. Superintendents will be on the Fairgrounds 4-H Show Day to answer any questions that may arise. Disputes and protests will be presented and a decision made by the Extension Council. The Extension Council's decision will be the final word.
21. Health certificates must accompany all livestock exhibiting at 4-H Shows according to Animal Health Regulations printed in each species section and the general requirements printed in this booklet. Members not abiding by the health regulations will be dismissed from the show. Please read and comply with all animal health regulations.
22. Western Illinois Fair discounted passes will be available for purchase in our office for members, parents and leaders. *Subject to change.*

CONFERENCE JUDGING

- General Show and Home Ec Show projects will be conferenced judged.
- Judging is a learning experience. You can learn what you did well and how you could improve in the future. An exhibit does not measure all that you have learned, but it is an example of what you have done.
- During conference judging, the judge will encourage you to talk about your project exhibit.

- You will be asked some questions about your exhibit, so you should be prepared to tell what you were trying to do in your project (goals and objectives) and be able to describe the methods and processes used to produce the exhibit.
- Read and follow the rules and requirements for your project carefully.
- Display good sportsmanship.
- Listen carefully to the judge so that you can accept constructive criticism and learn from it.
- Remember, judging comments can be helpful, but they are only one person's evaluation at one point in time. We honor all judge's decisions.
- Realize that people sometimes make mistakes.

CLOVERBUD DISPLAYS

Tuesday, June 22

Displays - 9:00 a.m.

Farm Bureau Hall in Pittsfield, IL



All Cloverbuds are invited to participate in the Cloverbud Displays.

Each Cloverbud group will have a designated space to display a sampling of their groups' activities and recognize their members. Displays will not be competitively judged. Premiums will not be awarded. All Cloverbuds participating will receive an award.



- ➔ How did you make your project?
- ➔ Tell me about making your project.
- ➔ What did you learn from doing your project?
- ➔ How long did it take you to make your project?



STATE FAIR INFORMATION

Illinois State Fair-August 12-22, 2021
Pike County 4-H members will exhibit on
Sunday, August 15, 2021

Exhibiting in the 4-H Exhibit Division at the Illinois State Fair is a privilege and an honor. It is the responsibility of the exhibitor to follow the General Rules of this division and the exhibit requirements for the specific class entered.

Our office will receive information on final exhibit locations by mid-summer, 2021. Please be aware that last minute changes may occur and that we will accommodate the exhibit and judging process as best we can.

DAILY ADMISSION RATES:

- Children (0-12) – FREE
- Adults (13-59) - \$10 (Fridays & Saturdays)

- Adults (13-59) - \$ 5 (All other days)
Seniors (60+) - \$3

For more State Fair information go to <https://www2.illinois.gov/statefair/info/schedules/Pages/default.aspx>

General Rules for this Division

EXHIBITORS:

1. Exhibitors must have been pre-selected by their county 4-H Extension program as a state fair exhibitor.
2. Exhibitors must be currently enrolled as a 4-H member and have been at least 8 years old as of September 1, 2020. Parents and leaders should make provisions for the adequate care and supervision of exhibitors.
3. Exhibitors must be enrolled in the project or have participated in the activity in which they are exhibiting during the current year. Due to the nature of the conference judging process, exhibitors must be present with the exhibit that they have made for judging on their assigned county exhibition day. Scheduling adjustments for religious reasons may be requested by contacting the Illinois State 4-H office @ illinois4H@illinois.edu by August 1, 2021.
4. Exhibitors must be present for judging - No Skype or Face Time sessions will be allowed. If a 4-H member needs a reasonable accommodation to participate in the General Project Show, please contact the Illinois State 4-H office at illinois4H@illinois.edu by August 1, 2021.

ENTRY PROCEDURE:

5. Local Extension offices will make all entries in this division for their 4-H members via 4-H online by August 1, 2021.
6. Each county may make the number of entries allowed in each area as stated. Counties with more than 500 members are allowed 12 additional exhibits/exhibitors for state fair. These additional exhibits may be entered in any class/classes of the county's choosing. Current enrollment figures should be used to determine entry numbers. Multi-county Extension units have the option of combining enrollments from all counties within the unit to determine a total number of entries, using the quota systems. This procedure, if used, must be used for ALL State Fair class entries from that multi-county unit.

GENERAL EXHIBIT GUIDELINES:

7. All exhibits must be products of the current 4-H year (September 1, 2020 - August 15, 2021). The same product or speech that is selected at the county level must be the one exhibited at the State Fair (except for Food & Nutrition (must be the same recipe), Crops, Floriculture, and Vegetable Gardening exhibits must be the same specie/type (i.e. slicing tomatoes, snap beans, onions, etc.)). Modifications can be made to the original county exhibit to meet State Fair class requirements or to incorporate suggested improvements made by the local judge. Determination of exhibit eligibility rests solely with the University of Illinois Extension Assistant Dean and Director, 4-H & designated persons.
8. A 4-H member may enter only one individual exhibit and one group in the 4-H Exhibit Division. A group exhibit counts as their one exhibit.
9. Exhibits illustrating inappropriate subject matter and/or graphics are not acceptable. The Superintendents reserve the right to remove exhibits deemed inappropriate or dangerous for youth audiences. The content of any 4-H competitive presentation does not necessarily reflect the beliefs or views of the Illinois State Fair or the University of Illinois Extension 4-H program.
10. Some exhibit areas may have size limitations. Read the descriptions carefully. Please choose a display size, which is most appropriate for the exhibit you are bringing. Larger does not always mean better; use good judgment in creating your exhibit. Exhibitors will need to carry their project from the distant parking lots on the fairgrounds.

INNOVATION CLASSES:

11. Classes are open to any 4-H member who was at least 13 by September 1, 2020. Members choosing to exhibit in the innovation class maybe enrolled in any level of the Project they are studying. Members choosing to exhibit in the innovation class decide the best way to show off their project mastery and knowledge for the year in that project category. Some suggestions are provided for each category, but members may choose any method they want for demonstrating project learning as long as it does not fit in any other class in that category. Only selected projects categories have an Innovation option.

READY4LIFE CLASSES:

12. Members choosing to exhibit in the Ready 4 Life class may be enrolled in any level of the Project they are studying. Exhibits should show the connection between the project area and related career or business opportunities. Members may choose nay method they want for demonstrating project learning. Counties are eligible to send one Ready 4 life exhibit for each project category in addition to the total allowed for that division.

EXHIBIT JUDGING PROCEDURE & SCHEDULE:

13. The County Extension office will provide official exhibit tags for all exhibitors prior to the state fair. This entry tag should be completely filled out and securely attached to the exhibit. County exhibit tags and ribbons should be removed.
14. All exhibitors from a county will exhibit the same day (Pike County, August 15). A 4-H member may also show in the junior livestock show, but they must be present at the required time for their general project judging. If possible, attempts will be made to accommodate livestock exhibitors within the judging time span, but no premium will be awarded if the exhibitor misses their judging time.
15. The General Project Exhibit will be held in the state fairgrounds. Members must drop off their projects any time from 8:00 to 9:30 a.m. All Projects must be in place by 9:30 a.m. Judging is scheduled throughout the day. The judging schedule will be posted in each area. Members should check the judging schedule and return to the judging area about 10 minutes before their scheduled judging time. Projects must remain on display throughout the day until 4 p.m. All projects must be removed no later than 4:30 daily. If you cannot remain until 4 p.m., you may make arrangements with another person from your county to pick up your project on your behalf, as long as you provide them your claim ticket.

RECOGNITION

16. All exhibitors will receive awards at the judges' discretion. Judges take into account the display and information provided during the interview in determining awards. Exhibitors who do not follow the exhibit class guidelines and requirements are ineligible to receive awards. The judge's decision that is posted on the official judge's class list is final unless it has been determined that an exhibitor has not followed the guidelines or rules for that exhibit class.
17. Premium checks will be awarded to those exhibitors who receive a special award. The amount of the individual premium is determined by total number of special awards given. Exhibits must remain on display until the posted release time or whenever judging is completed, whichever is later.
18. Premium amounts will be determined by using an "x" factor after the number of actual exhibits has been confirmed. (*NOTE: The Department of Agriculture shall use its best efforts to secure sufficient appropriations to fund premiums. In any year for which the General Assembly of the State of Illinois fails to make an appropriation sufficient to pay such premiums, premium amounts may not be accurately reflected in this Premium Book.)

Reminder: Fair shows, times and dates are tentative and may be subject to change if needed to align with changes in guidelines regarding COVID as mandated by the Illinois Department of Public Health and Governors directive. Continue to watch your emails for updates and information about projects and changes. As always, feel free to email or contact the local office for questions



4-H GENERAL SHOW & HOME EC SHOW ***TUESDAY, JUNE 22, 2021-REGISTRATION 8-9a.m.***

AEROSPACE

Each county may send 2 entries total from 50130, 50131; and 1 entry from 50133.

Aerospace 2 Model Rocketry (SF 50130)

Exhibit one model rocket assembled or made by the member. The exhibit will be a static display. The model rocket should be in good flying condition. DO NOT include the rocket engine with your exhibit. The rocket will not be launched. Attach the printed directions for construction of the rocket if any were used.

Aerospace 2 Aerospace Display (SF 50131)

Prepare a display related to the aerospace project that does not fit in the model rocketry class. The exhibit may include, but isn't limited to, original works, objects, demonstrations, digital presentations, programs, websites, games, apps, performances, or posters that you have made. Choose whatever method best shows what you've learned. You must furnish any equipment you need for your exhibit. Internet service will not be provided for the exhibit. All exhibits must include something visual, such as a printed copy of a digital presentation, which will remain on display during the exhibition. Electronic equipment will only be used during your personal judging time and will not remain on display during the entire exhibit period.

Aerospace 3 Model Rocketry (SF 50130)

Exhibit one model rocket assembled or made by the member. The exhibit will be a static display. The model rocket should be in good flying condition. DO NOT include the rocket engine with your exhibit. The rocket will not be launched. Attach the printed directions for construction of the rocket if any were used.

Aerospace 3 Aerospace Display (SF 50131)

Prepare a display related to the aerospace project that does not fit in the model rocketry class. The exhibit may include, but isn't limited to, original works, objects, demonstrations, digital presentations, programs, websites, games, apps, performances, or posters that you have made. Choose whatever method best shows what you've learned. You must furnish any equipment you need for your exhibit. Internet service will not be provided for the exhibit. All exhibits must include something visual, such as a printed copy of a digital presentation, which will remain on display during the exhibition. Electronic equipment will only be used during your personal judging time and will not remain on display during the entire exhibit period.

Aerospace 4 Model Rocketry (SF 50130)

Exhibit one model rocket assembled or made by the member. The exhibit will be a static display. The model rocket should be in good flying condition. DO NOT include the rocket engine with your exhibit. The rocket will not be launched. Attach the printed directions for construction of the rocket if any were used.

Aerospace 4 Aerospace Display (SF 50131)

Prepare a display related to the aerospace project that does not fit in the model rocketry class. The exhibit may include, but isn't limited to, original works, objects, demonstrations, digital presentations, programs, websites, games, apps, performances, or posters that you have made. Choose whatever method best shows what you've learned. You must furnish any equipment you need for your exhibit. Internet service will not be provided for the exhibit. All exhibits must include

something visual, such as a printed copy of a digital presentation, which will remain on display during the exhibition. Electronic equipment will only be used during your personal judging time and will not remain on display during the entire exhibit period.

Aerospace Ready4Life Challenge (SF 50133)

Open to 11- to 18-year-olds enrolled in any Aerospace project.

Exhibits in this category must include the following: a) a physical representation of the career or business product such as a model, prototype or display/portfolio that includes images of accomplished work; b) verbal or written explanations that demonstrate knowledge of the related career or business fields, potential careers, and the appropriate requirements for achievement in those fields. The judging criteria for this class values thoroughness of career and/or business exploration and pursuit above the workmanship of the physical specimen on display.

ANIMAL SCIENCE (2 state fair entries total from 50135 and 1 entry from 50137) You may only enter displays for animal species that you are enrolled in (Beef, Swine, Sheep, Horses, Goats, Poultry, Cats, Dogs, Small Pets).

Animal Science (SF 50135)

Prepare a display focusing on any activity related to the beef project. Demonstrate the skills and knowledge you have gained through the animal project you studied. The exhibit may include, but isn't limited to, original works, objects, demonstrations, digital presentations, programs, websites, games, apps, performances, or posters which you have made. Choose whatever method best shows what you've learned. You must furnish any equipment you need for your exhibit. Internet service will not be provided for the exhibit. All exhibits must include something visual, such as a printed copy of a digital presentation, which will remain on display during the exhibition. Electronic equipment will only be used during your personal judging time and will not remain on display during the entire exhibit period. Live animals are not permitted as exhibits in this area. For safety reasons, exhibits cannot include glass, syringes with needles or any other sharp objects.

Animal Science Ready4Life Challenge (SF 50137)

Open to 11- to 18-year-olds enrolled in any Animal Science project.

Exhibits in this category must include the following: a) a physical representation of the career or business product such as a model, prototype or display/portfolio that includes images of accomplished work; b) verbal or written explanations that demonstrate knowledge of the related career or business fields, potential careers, and the appropriate requirements for achievement in those fields. The judging criteria for this class values thoroughness of career and/or business exploration and pursuit above the workmanship of the physical specimen on display.

BICYCLE (not eligible for state fair)

Bicycle 1

Exhibitors will draw three situations from a bag that relate to activities from Level 1 and discuss/explain all three with the judge. Situations may include: selecting bicycle safety equipment; demonstrate how to fit a helmet; identify bike parts and their function; selecting the right size bike; how to check bicycle tires, brakes and chains; recognizing traffic signs and their meaning; general discussion of bicycling hazards; and items to consider when planning a bike trip.

Bicycle 2

Exhibitors will draw three situations from a bag that relate to activities from Level 2 and discuss/explain all three with the judge. Situations may include: factors to consider when choosing a bike; comparing tire pressure, valve type and tread; steps in fixing a flat tire; steps to follow when cleaning, lubricating and replacing a bike chain; evaluating the braking system on a bicycle; factors to consider when mapping out a bike route; rules for smart bike riding; and planning a menu for an all-day bike ride.

Bicycle Ready4Life Challenge (not eligible for state fair)

Open to 11- to 18-year-olds enrolled in any Bicycle project.

Exhibits in this category must include the following: a) a physical representation of the career or business product such as a model, prototype or display/portfolio that includes images of accomplished work; b) verbal or written explanations that

demonstrate knowledge of the related career or business fields, potential careers, and the appropriate requirements for achievement in those fields. The judging criteria for this class values thoroughness of career and/or business exploration and pursuit above the workmanship of the physical specimen on display.

CHILD DEVELOPMENT

Each county may submit 3 entries from 50141.

Child Development (SF 50141)

Prepare a display that demonstrates the skills and knowledge you have gained studying child development. Topics might include, but are not limited to, selecting age appropriate toys and activities, explaining child behavior, or recognizing child safety concerns. The exhibit may include, but isn't limited to, original works, objects, demonstrations, digital presentations, programs, websites, games, apps, performances, or posters which you have made. Choose whatever method best shows what you've learned. You must furnish any equipment you need for your exhibit. Internet service will not be provided for the exhibit. All exhibits must include something visual, such as a printed copy of a digital presentation, which will remain on display during the exhibition. Electronic equipment will only be used during your personal judging time and will not remain on display during the entire exhibit period. For safety reasons, exhibits cannot include glass, syringes with needles or any other sharp objects.

Child Development Ready4Life Challenge (SF 50142)

Open to 11- to 18-year-olds enrolled in the Child Development project

Exhibits in this category must include the following: a) a physical representation of the career or business product such as a model, prototype or display/portfolio that includes images of accomplished work; b) verbal or written explanations that demonstrate knowledge of the related career or business fields, potential careers, and the appropriate requirements for achievement in those fields. The judging criteria for this class values thoroughness of career and/or business exploration and pursuit above the workmanship of the physical specimen on display.

CIVIC ENGAGEMENT

Each county may submit 2 entries total from classes 50145, 50146, 50147; and 1 entry from 50149. **Due to space restrictions, exhibits are limited to 2' 6" wide and 15" deep.**

Civic Engagement 1 (SF 50145)

Exhibit a display illustrating one of the following options: 1) personal information about yourself – who you are, things you like to do, things you are good at, your favorites; 2) your feelings and how you handle these feelings; 3) your family, their responsibilities, how you work together; **OR** 4) the Family Pedigree that may include family group pages. **Due to space restrictions, exhibits are limited to 2' 6" wide and 15" deep.**

Civic Engagement 2 (SF 50146)

Exhibit a display illustrating one of the following options: 1) your neighborhood; 2) how you were a good neighbor or led a service project for your community; **OR** 3) a Citizenship Challenge that you helped organize and lead (see the project book for details). **Due to space restrictions, exhibits are limited to 2' 6" wide and 15" deep.**

Civic Engagement 3 (SF 50147)

Exhibit a display illustrating one of the activities that you completed within your project as it relates to one of the following categories in the manual: 1) Government; 2) Business and Industry; 3) Transportation, Communication & Utilities; 4) Culture & Heritage; 5) Natural Resources & Environment; 6) Education; 7) Organizations within your community; 8) Tourism; **OR** 9) Support Systems within your community. **Due to space restrictions, exhibits are limited to 2' 6" wide and 15" deep.**

Civic Engagement Ready4Life Challenge (SF 50149)

Open to 11- to 18-year-olds enrolled in any Citizenship project.

Exhibits in this category must include the following: a) a physical representation of the career or business product such as a model, prototype or display/portfolio that includes images of accomplished work; b) verbal or written explanations that demonstrate knowledge of the related career or business fields, potential careers, and the appropriate requirements for achievement in those fields. The judging criteria for this class values thoroughness of career and/or business exploration and pursuit above the workmanship of the physical specimen on display.

Service Learning 1 (not eligible for state fair)

Exhibit a binder portfolio to reflect what the exhibitor accomplished in the four steps of service learning. If exhibitor has been enrolled in project for multiple years, the binder portfolio should include previous years' work. Use of page protectors is recommended.

Service Learning 2 (not eligible for state fair)

Exhibit a binder portfolio to reflect what the exhibitor accomplished in the four steps of service learning. If the exhibitor has been enrolled in the project for multiple years (including Service Learning 1), the binder portfolio should include the previous years' work. Use of page protectors is recommended.

Service Learning 3 (not eligible for state fair)

Exhibit a binder portfolio to reflect what the exhibitor accomplished in the four steps of service learning. If the exhibitor has been enrolled in the project for multiple years (including Service Learning 1 & 2), the binder portfolio should include the previous years' work. Use of page protectors is recommended.

CLOTHING & TEXTILES

Each county may submit 3 STEAM entries total from 50151 a-c, 50152 a-c, 50153 a-c; 2 shopping entries from 50154, 50155, 50156; and 1 Ready4Life entry from 50157.

All exhibits entered in the clothing and textiles area will be judged based on their construction and fit (if applicable). Exhibitors bringing garments should not wear their garments when they arrive for judging as the garment will be reviewed by the judges for construction first. Exhibitors will be asked to change into the garment as the second step of the judging process. If the garment was constructed for another individual, that individual must be present to wear the garment for the judge. (Only the exhibitor who made the garment is eligible for ribbon and premium.) Construction and appearance will both be considered during judging. If a pattern was used to make the item, the pattern instructions, either written or electronic, are to be included with the exhibit. Exhibit tags should be attached to the garment, not to the hanger.

Members wishing to exhibit knitted items should enroll in Visual Arts Fiber (if original) or Heritage Arts (if made from a pattern). Members who enroll in Clothing & Textiles with the intent of pursuing quilting can exhibit in the non-clothing exhibit category in STEAM Clothing 1—FUNDamentals. Quilts exhibited in the Clothing & Textiles area will be judged using a rubric that evaluates the sewing skills and construction of the item. All work on the quilt MUST be completed by the 4-H member. You cannot exhibit a quilt that was quilted by someone else. Quilts can be hand OR machine quilted as long as ALL work is completed by the exhibitor.

CLOTHING: STEAM

STEAM Clothing 1 – FUNDamentals (SF 50151a, 50151b, 50151c)

Exhibit one of the following in either the Non-Sewn, Sewn Non-Clothing, or Sewn Clothing exhibit divisions:

Non-Sewn Exhibits (SF 50151a) Exhibit one of the following:

- Clothing Portfolio – Complete at least three different samples/activities from Chapter 2 and/or Chapter 3 of the project manual. Examples of samples you might include: How Two Magically Become One, pages 85-86; No Fear of Fray, pages 93-95; Two Sides of the Moon, pages 97-99; On the Flip Side, pages 101-104; Basic Hand Sewing Skills,

pages 106-108. The Portfolio should be placed in an 8 ½" x 11", 3 ring binder. Include an appropriate cover, dividers, and table of contents. NOTE – additional pages can be added each year but must be dated with the year. See pages 9-10 of the project manual for portfolio formatting.

- Fabric Textile Scrapbook – Must include at least 5 different textile samples. Use Textile Information Cards template on page 41 in the project manual to identify fabric swatches. Completed textile cards should be placed in an 8 ½" x 11", 3-ring binder. Include an appropriate cover. See project manual, pages 42-74, for fabric options and fabric science experiments.
- What's the Difference - What's the Price Point – Exhibit may include a notebook, poster, small display sharing a project comparison and price point. See activity, pages 118-120. Exhibit should include PHOTOS; NO actual PILLOWS.

Beginning Sewing Exhibits – exhibits in this class must be made from medium weight woven fabrics that will sew and press smoothly, flannel/fleece is acceptable. Solid color fabrics or those having an overall print are acceptable. NO PLAIDS, STRIPES, NAPPED or JERSEY KNIT. Patterns should be simple WITHOUT DARTS, SET-IN SLEEVES, and COLLARS. Raglan and loose flowing sleeves are acceptable.

Sewn Non-Clothing Exhibits (SF 50151b) Exhibit one of the following:

- Pillowcase
- Simple Pillow – no larger than 18" x 18"
- Bag/Purse – no zippers or button holes
- Other non-clothing item using skills learned in project manual

Sewn Clothing Exhibits (SF 50151c) Exhibit one of the following:

- Simple top
- Simple pants, shorts, or skirt – no zipper or button holes
- Simple Dress – no zipper or button holes
- Other – other wearable item using skills learned in project manual (apron, vest, etc.)

STEAM Clothing 2 – Simply Sewing (SF 50152a, 50152b, 50152c)

Exhibit one of the following in either the Non-Sewn, Sewn Non-Clothing, or Sewn Clothing exhibit divisions:

Non-Sewn Exhibits (SF 50152a) Exhibit one of the following:

- Clothing Portfolio – Complete at least four different samples/activities from Chapters 2, 3 AND/OR 4 of the project manual. The Portfolio should be placed in an 8 ½" x 11", 3 ring binder. Include an appropriate cover, dividers, and table of contents. NOTE – this can be a continuation of a Portfolio created in STEAM Clothing 1. Additional pages can be added each year but must be dated with the year created. See project manual, pages 9-11, for portfolio formatting.
- Expanded Textile Science Scrapbook – Must include at least 10 different textile samples. Use Textile Information Cards template on page 39 in the project manual to identify fabric swatches. Completed textile cards should be placed in an 8 ½" x 11", 3 ring binder. Include an appropriate cover. See project manual, pages 40-82, for fabric science experiments.
- Design Basics – Understanding Design Principles – Exhibit should include a learning experience that demonstrates the design principles and elements involved when selecting fabric for clothing and accessories. See project manual, pages 17-20, for design suggestions.
- Entrepreneurial Sewing – Exhibit should highlight items you made for sale online. Create an exhibit that displays products you made and posted online. Refer to the project manual, pages 161-167, for information on how to analyze the cost of similar purchased items to determine pricing of your products. The exhibit may be a notebook, poster or small display.

Sewn Non-Clothing Exhibits (SF 50152b) Exhibit one of the following:

- Recycled Clothing Accessory – Create a clothing accessory made from a used item. The item must be changed in some way in the redesign process. The finished accessory must reflect at least one skill learned in the project and

exhibitor should be able to identify the skill used. A before picture and a description of the redesign process must accompany the exhibit. Clothing accessory may include: hat, bag, scarf, belt, etc.

- Non-clothing item OR Clothing Accessory – Create a clothing accessory using at least one skill learned in this project. Exhibitor should be able to identify the skill used.

Sewn Clothing Exhibits (SF 50152c) Exhibit one of the following:

- Recycled Clothing – Create a garment from used textile-based items. The original used item must be redesigned (not just embellished or decorated) in some way to create a new wearable piece of clothing. The finished garment must reflect at least one skill learned in this project and exhibitor should be able to identify the skill used. A before picture and a description of the redesign process must accompany the exhibit.
- Constructed garment – Any garment with facings or curves. Should use at least one skill learned in this project and exhibitor should be able to identify the skills used. Garment should be appropriate for the age and experience of the member.

STEAM Clothing 3 – A Stitch Further (SF 50153a, 50153b, 50153c)

Exhibit one of the following in either the Non-Sewn, Sewn Non-Clothing, or Sewn Clothing exhibit divisions:

Non-Sewn Exhibits (SF 50153a) Exhibit one of the following:

- Clothing Portfolio – Complete at least four different samples/activities from Chapters 2, 3 AND/OR 4 of the project manual. The Portfolio should be placed in an 8 ½" x 11", 3 ring binder. Include an appropriate cover, dividers, and table of contents. NOTE – this can be a continuation of a Portfolio created in STEAM Clothing 1 and/or STEM Clothing 2. Additional pages can be added each year but must be dated with the year created. See project manual, pages 11-13, for portfolio formatting.
- Expanded Textile Science Scrapbook – Must include at least 10 different textile samples. Use Textile Information Cards template on page 29 in the project manual to identify fabric swatches. Completed textile cards should be placed in an 8 ½" x 11", 3 ring binder. Include an appropriate cover. See project manual, pages 39-52, for fabric science experiments.
- Advanced Entrepreneurial Sewing – Using knowledge gained in project manual, Chapter 5, display one sample product with a business plan that includes a business ID and logo. The exhibit may be a notebook, poster or small display.

Sewn Non-Clothing Exhibit (SF 50153b) Exhibit one of the following:

- Recycled Clothing Accessory – Create a clothing accessory made from a used item. The item must be changed in some way in the redesign process. The finished accessory must reflect at least one skill learned in the project and exhibitor should be able to identify the skill used. A before picture and a description of the redesign process must accompany the exhibit.
- Non-clothing item OR Clothing Accessory – Create a clothing accessory using at least one skill learned in this project. Exhibitor should be able to identify the skill used.

Sewn Clothing Exhibit (SF 50153c) Exhibit one of the following:

- Recycled Clothing – Create a garment from used textile-based items. The original used item must be redesigned (not just embellished or decorated) in some way to create a new wearable piece of clothing. The finished garment must reflect at least one skill learned in this project and exhibitor should be able to identify the skill used. A before picture and a description of the redesign process must accompany the exhibit.
- Constructed garment – Any garment constructed by the member which is appropriate for the age and experience of the exhibitor. Should use at least one skill learned in this project and exhibitor should be able to identify the skills used. Possible examples are wool garment, dress or jacket with set in sleeves and zipper or buttons and button holes, suit, evening gown or sport outfit.

CLOTHING: SHOPPING

Exhibit one of the following options that align with the Shopping in Style level. If a garment is part of the 4-H exhibit, exhibitors should put the garment on PRIOR to their judging time.

Shopping in Style: Members are encouraged to spend more than one year involved in this project so they have time to learn what clothing styles look best on them while they also gain skills in building a versatile wardrobe and staying within their budget. Each year enrolled in Shopping should build on the previous year's learning experience.

Shopping in Style (SF 50154)

Beginning – Choose one of the following activities from Unit 1 or Unit 2 of the project book:

- Exhibit should consist of a garment that reflects your personal style along with a poster or report that 1) explains how this garment reflects your style and how it influences what others think of you; **OR** 2) how your personal style either aligns or contradicts what is considered to be “in style” today. **OR**
- Exhibit should include a garment you purchased along with a poster or report that explains or illustrates how this garment is either 1) a modern version of a fad or fashion from an earlier decade; **OR** 2) how this garment reflects a different ethnic or cultural influence. Exhibit should include garment you purchased along with a poster or report that provides 1) a body shape discussion and how body shape influences clothing selections; **OR** 2) a color discussion that provides an overview of how different colors complement different hair colors and skin tones and how that influenced garment selection. Poster or report may include pictures from magazines, the internet or actual photos of garments. **OR**
- Exhibit should include garment you purchased along with a poster or report that 1) explains how this garment uses the principles of design lines to create an illusion to alter appearance; **OR** 2) explains how color and texture of fabrics can complement or enhance appearance. Poster or report may include pictures from magazines, the internet, or actual photos of garments.

Intermediate – Choose one of the following activities from Unit 3 or Unit 4 of the project book (SF 50155):

- Exhibit should include two clothing items that were previously a part of your wardrobe that still fit but you don't wear anymore and pair them with something new to make them wearable again. Also include a report that explains why the garment was not being worn and what you did to transform it into a wearable garment again. **OR**
- Exhibit should include at least five pieces of clothing that exhibitor can mix and match to create multiple outfits. Include a poster or report that includes a clothing inventory **AND** describes what you have learned by completing this activity. **OR**
- Exhibit should include garment you purchased along with a poster or report that 1) includes a wardrobe inventory which indicates why you selected the garment you did, clothing budget, and cost of garment; **OR** 2) explains how advertising influences clothing purchases, making a distinction between wants and needs; and how the purchase of this garment compliments and/or extends your wardrobe. **OR**
- Exhibit should include garment you purchased along with a poster or report that 1) describes a cost comparison of this item completed by the exhibitor when purchasing the garment; should include variety of shopping options and/or price tracking at stores over a period of time; **OR** 2) provides a quality comparison rating the specific clothing item purchased based on care, construction, cost and unique features; should include construction quality details, design features that influenced selection, cost per wearing, and garment care.

Advanced – Choose one of the following activities from Unit 5 or Unit 6 of the project book (SF 50156):

- Exhibit should include garment you purchased along with a poster or report that summarizes care requirements not only for this garment but also for garments made of other natural and synthetic fibers; exhibit should also include a care cost analysis for garments of different fibers. **OR**
- Exhibit should include garment you purchased which you have repaired or altered along with a poster or report that provides a clothing inventory list which includes cost savings for repaired items as compared to purchasing replacement garments.
- Exhibit should include multiple garments you purchased along with a poster or report that provides plans and commentary for a fashion show that would capture the attention of an audience. Fashion show plans should identify target audience, include show venue, purpose of the show, and logistical plan for the fashion show. This should also include a financial plan. Exhibitor should be prepared to demonstrate modeling skills.

Sewing & Textiles Ready4Life Challenge (SF 50157)

Open to 11- to 18-year-olds enrolled in any Sewing & Textiles project.

Exhibits in this category must include the following: a) a physical representation of the career or business product such as a

model, prototype or display/portfolio that includes images of accomplished work; b) verbal or written explanations that demonstrate knowledge of the related career or business fields, potential careers, and the appropriate requirements for achievement in those fields. The judging criteria for this class values thoroughness of career and/or business exploration and pursuit above the workmanship of the physical specimen on display.

COLLEGE & CAREER READINESS

Each county may submit 1 entry from 50365; and 1 entry from 50366.

Build Your Future (SF 50365)

Develop a career portfolio which includes the items listed below. Members are encouraged to spend more than one year involved in this project so they have time to thoroughly explore the learning modules and develop a greater understanding of planning and preparing for their future and develop a comprehensive career planning portfolio. The original OR photocopies of the completed activities from the project manual should be included in the portfolio. Each year enrolled in the project should build on the previous year's learning experiences.

- **First Year** – Complete a minimum of Activities 1-4 from the Build Your Future project manual which includes: Skills...Choices...Careers; Making Career Connections; Build Your Future Through Portfolios; and Education Pay\$.
- **Second Year** – Complete a minimum of Activities 5-7 from the Build Your Future project manual which includes: Career FUNds; Turn Your 4-H Passion Into Profit; and Pounding the Pavement.
- **Third Year** – Complete a minimum of Activities 8-9 from the Build Your Future project manual which includes: Putting the Pieces Together: Goals for the Future; and Pathways to Success.

College & Career Ready4Life Challenge (SF 50366)

Open to 11- to 18-year-olds enrolled in the College & Career project.

Exhibits in this category must include the following: a) a physical representation of the career or business product such as a model, prototype or display/portfolio that includes images of accomplished work; b) verbal or written explanations that demonstrate knowledge of the related career or business fields, potential careers, and the appropriate requirements for achievement in those fields. The judging criteria for this class values thoroughness of career and/or business exploration and pursuit above the workmanship of the physical specimen on display.

COMMUNICATIONS

Each county may submit 2 entries total from 50367, 50368, 50369; and 1 entry from 50370.

Communications 1 (SF 50368)

For 1st year enrolled in project: Exhibit a binder portfolio showcasing at least three activities from the project manual. Show basic activities and anything that extended lessons. For 2nd and 3rd years in project: Include everything from earlier years' work and add a section showcasing at least four additional activities per year.

Communications 2 (SF 50368)

For 1st year enrolled in project: Exhibit a binder portfolio showcasing at least three activities from the project manual. Show basic activities and anything that extended lessons. For 2nd and 3rd years in project: Include everything from earlier years' work and add a section showcasing at least four additional activities per year.

Communications 3 (SF 50368)

For 1st year enrolled in project: Exhibit a binder portfolio showcasing at least three activities from the project manual. Show basic activities and anything that extended lessons. For 2nd and 3rd years in project: Include everything from earlier years' work and add a section showcasing at least four additional activities per year.

Creative Writing (SF 50367)

To provide the best learning experience, it is suggested that counties receive submissions in this class prior to the exhibition date to allow a judge adequate time to read the submissions and provide meaningful review. Each member may submit only one entry per class. Each entry is to be typewritten on 8 ½" x 11" paper and include the exhibitor's name. Entries must be original and written for the 4-H project. Stories should be double-spaced. Poems may be single-spaced.

- **Rhymed Poetry** – An interpretation of a subject in rhymed verse. Submit a collection of three poems.
- **Free Style Poetry** – An interpretation of a subject in unrhymed verse. Submit a collection of three poems.
- **Short Story** – A fiction piece comprised of three basic elements: a theme, a plot and characters. Submit one story, maximum length: 2,000 words.
- **Essay** – A short nonfiction composition in which a theme is developed or an idea is expressed. Submit one essay, maximum length: 500 words.
- **Feature Story** – Nonfiction human-interest story judged on interest to readers, writing style, readability, and thoroughness of coverage. Submit one story, maximum length: 1,000 words.

Journalism (SF 50369)

Exhibit a binder portfolio showing the results of the appropriate year's activities noted below:

- **Year 1:** Accomplishments of a minimum of 5, 2-star activities from Part 1, answering all the questions in the activities.
- **Year 2:** Results of doing a minimum of 5, 2-star activities in Part 2, answering all the questions in the activities.
- **Year 3:** Results of doing a minimum of 5, 3-star activities from Parts 1 and 2. One of the activities must include writing an advance story, a follow-up story, or a feature story.
- **Year 4:** Results of doing at least 2, 2-star activities and 3, 3-star activities from Part 3. If the activities include making an audio or videotape, State Fair will provide a way for the judge to view or listen to it.

Communications Ready4Life Challenge (SF 50370)

Open to 11- to 18-year-olds enrolled in any Communications project.

Exhibits in this category must include the following: a) a physical representation of the career or business product such as a model, prototype or display/portfolio that includes images of accomplished work; b) verbal or written explanations that demonstrate knowledge of the related career or business fields, potential careers, and the appropriate requirements for achievement in those fields. The judging criteria for this class values thoroughness of career and/or business exploration and pursuit above the workmanship of the physical specimen on display.

COMMUNICATIONS: PUBLIC PRESENTATIONS - The 4-H State Public Presentations Contest is being held June 5, 2021

Enrollment in the Public Presentations project is required to participate in this section. No live animals are allowed in speeches. Counties may advance a total of 3 entries from any category to the state contest. A 4-H member may advance in one individual category and one team category.

Formal Speech | Self-written | Notes Allowed | No props | Individual | 4-6 minutes

Formal Speeches share the presenter's own unique view and are intended to motivate, persuade, or inform an audience and may include a call to action. Youth deliver a speech on any topic they wish.

Illustrated Speech | Self-written | Notes Allowed | Illustrations Required | Individual | 4-6 minutes

Illustrated Speeches may be used to inform, persuade, or motivate the audience while using a visual aid. Visual aids may be two dimensional, three-dimensional, or digital. Youth may include audience participation. Digital visual aids must be stored on a USB flash drive. Illustrated speeches may be:

- How-to demonstrations which show the audience how to do something.
- Object lessons which use objects as metaphors to share a message.
- Educational models where drawings or diagrams help explain a topic.

Original Works | Self-written | Notes Allowed | Props and Costumes Allowed | Individual or 2-Person Team | Manuscripts sent in Advance | 4-6 minutes

Original works must be written entirely by the presenter. It may be presented as an individual or a two-person team entry. Manuscripts must be sent in advance to the contest. Presentations may be designed for TV, radio, or online media and must be presented live. The types of entries could include:

- Prose and Short Stories
- Poetry
- Broadcast Media Program
- Theatrical
- Combined Program: Combine any number of the above elements along with other creative presentation forms

Oral Interpretation | Published Work | Props and Costumes Allowed | Individual or 2-Person Team | Manuscripts sent in Advance | 4-6 minutes

Presentations in Oral Interpretation must be published works, and manuscripts or transcripts must be submitted prior to the event. They may be presented as an individual or a two-person team entry. The types of entries could include:

- Prose and Short Stories
- Poetry
- Theatrical Interpretation
- Published Speech Recitation: Excerpt from a spoken presentation delivered by a public figure, such as Winston Churchill, Dr. Martin Luther King, Jr., or Maya Angelou
- Combined Program: Combine any number of the above elements along with other creative presentation forms

COMPUTER SCIENCE Each county may submit 3 entries total from 50159, 50160, 50161, 50162; and 1 entry from 50164. Exhibitors may bring computer equipment for demonstration purposes. Computers will not be furnished. Internet connections are not available for use by exhibitors. Any member found to be using computer software in a manner that infringes on copyright laws will be disqualified.

Beginning Visual Programming (not eligible for state fair)

Open to youth in Computer Science Visual Based Programming

Exhibit a simple program using Scratch (or other simple visual programming language). The program should include 8 different commands including looping and getting input from the keyboard and mouse. All exhibits must include something visual, such as a poster or printed copy of a digital presentation, which will remain on display during the exhibition. Electronic equipment will only be used during your personal judging time and will not remain on display during the entire exhibit period.

Intermediate Visual Programming (SF 50159)

Open to youth in Computer Science Visual Based Programming

Exhibit a program using Scratch (or other simple visual programming language) that you have downloaded from the internet and modified. Compare the two programs and demonstrate the changes you made to the original program; **OR** create an animated storybook using Scratch (or other simple graphical programming language). All exhibits must include something visual, such as a poster or printed copy of a digital presentation, which will remain on display during the exhibition. Electronic equipment will only be used during your personal judging time and will not remain on display during the entire exhibit period.

Advance Visual Programming (SF 50160)

Open to youth in Computer Science Visual Based Programming

Exhibit a video game you have created in Scratch (or other simple visual programming language). All exhibits must include something visual, such as a poster or printed copy of a digital presentation, which will remain on display during the exhibition. Electronic equipment will only be used during your personal judging time and will not remain on display during the entire exhibit period.

Website Design (SF 50161)

Open to youth in Computer Science Visual or Text Based Programming

Exhibit an original website that you have designed. Internet access will not be provided, so exhibitors must supply their own internet hotspot or the website must be hosted on the exhibitor's computer). All exhibits must include something visual, such as a poster or printed copy of a digital presentation, which will remain on display during the exhibition. Electronic equipment will only be used during your personal judging time and will not remain on display during the entire exhibit period.

Computer Open Source / Innovation CS (SF 50162)

Open to youth enrolled in Computer Science Text-Based Programming or robotics project).

Demonstrate the skills and knowledge you have gained through the Computer project. The exhibit may include, but isn't limited to, original works, objects, demonstrations, digital presentations, programs, websites, games, apps, performances, or posters which you have made. Choose whatever method best shows what you've learned. Your exhibit should not fit in the other exhibit options for this project. You must furnish any equipment you need for your exhibit. Internet service will not be provided for the exhibit. Exhibits in this class may also demonstrate successful application of open source (publicly available) computing software and/or hardware, such as Raspberry Pi and Linux, to accomplish a task. All exhibits must include something visual, such as a poster or printed copy of a digital presentation or programming flowchart, which will remain on display during the exhibition. Exhibits in this area will be judged on the computer science programming. Youth enrolled in a robotics project should choose this class if you want the exhibit to be judged on the programming of the robot. Electronic equipment will only be used during your personal judging time and will not remain on display during the entire exhibit period.

Computer Science Ready4Life Challenge (SF 50164)

Open to 11- to 18-year-olds enrolled in any Computer project

Exhibits in this category must include the following: a) a physical representation of the career or business product such as a model, prototype or display/portfolio that includes images of accomplished work; b) verbal or written explanations that demonstrate knowledge of the related career or business fields, potential careers, and the appropriate requirements for achievement in those fields. The judging criteria for this class values thoroughness of career and/or business exploration and pursuit above the workmanship of the physical specimen on display.

Computer Science Maker (SF 50400)

Counties may submit 3 entries TOTAL combined from all Maker exhibit divisions.

Exhibits in this category are designed to be multi-disciplinary in nature, innovative, and must not fit into any other exhibit category. To qualify for this category, your project MUST abide by the following guidelines:

- Exhibits must be an object or device that has an intended purpose and uses technology in either a mechanical way, digital (computer) way, or combination of the two.
- The device must be something that can be used in everyday life by multiple people (a target audience), and MUST be manufactured/built by the exhibitor (If not fully manufactured by the exhibitor, the device MUST be modified structurally or be reprogrammed to perform a different function other than what it was designed to do).
- Exhibits MUST be able to interact with the outside world. (e.g. an on off switch, input sensors, feedback, etc.)
- Exhibits MUST include a detailed build log with instructions on how to make or build the exhibit, AND contain either a 3D rendering or detailed and labeled sketches of the device/product.
- All parts and software used in the design/build MUST be listed in a detailed Bill of Materials including cost per item and total cost. Total time spent on the build must be documented in your build log.

In addition, exhibitors are HIGHLY encouraged to use tools such as 3-D printers, laser cutters, routers and/or other hand/power tools to help in the manufacturing process (**NOTE: Simply 3-D printing or laser cutting an object without the other specifications does not qualify as a Maker Project**). It is also HIGHLY encouraged that exhibits use Open Source software and/or hardware in the build.

CONSUMER EDUCATION

Each county may submit 2 entries total from 50168, 50169; and 1 entry from 50167.

Entrepreneurship: Be the E! (not eligible for state fair)

Exhibit a binder portfolio or display that includes the results of at least two completed activities from each year the exhibitor has been enrolled in the project. Completed activities from previous years should be included.

My Financial Future 1 Beginner (SF 50168)

Develop a Financial Planning portfolio which includes the items listed below. This project can be completed all in one year; or a member may take several years to explore each of the activities and develop a more detailed financial plan. The original OR photocopies of the completed activities from the project manual should be included in the portfolio. Each year enrolled in the project should build on previous year experiences.

- **First Year** – Complete a minimum of Activities 1-6 from the My Financial Future – Beginner project manual which includes: Who Needs This?; Let’s get SMART; Bringing Home the Bacon; Managing Your Money Flow; My Money Personality; and Money Decisions.
- **Second Year and Beyond** – Complete a minimum of Activities 7-11 from the My Financial Future – Beginner project manual which includes: Banking your \$\$\$\$\$; Charging it Up; Check it Out; Better than a Piggy Bank!; and My Work; My Future.

My Financial Future 2 Advanced (SF 50169)

Building on your previous work in My Financial Future – Beginner project, continue adding to your Financial Planning portfolio which includes the items listed below. Members are encouraged to spend more than one year involved in this project so they have time to thoroughly explore the learning modules and develop a greater understanding of financial literacy, planning for their future, and develop a comprehensive career and financial planning portfolio. The original OR photocopies of the completed activities from the project manual should be included in the portfolio. Each year enrolled in the project should build on previous year’s learning experiences.

- **First Year** – Complete a minimum of two activities from Module 1: Earning Income and Career Planning and Module 2: Organizing Your Flow.
- **Second Year** – Complete all activities not previously completed in Module 1: Earning Income and Career Planning and Module 2: Organizing Your Flow; **AND** a minimum of two of the activities from Module 3: Working with Banks and Credit Unions: Bank on It and Module 4: Making Your \$ Work 4 U.
- **Third Year and Beyond** – Complete all activities not previously completed in Module 3: Working with Banks and Credit Unions: Bank on It and Module 4: Making Your \$ Work 4 U; **AND** a minimum of two activities from Module 5: Credit and Consumer Breadcrumbs.

Consumer Ed Ready4Life Challenge (SF 50167)

Open to 11- to 18-year-olds enrolled in any Consumer Education project.

Exhibits in this category must include the following: a) a physical representation of the career or business product such as a model, prototype or display/portfolio that includes images of accomplished work; b) verbal or written explanations that demonstrate knowledge of the related career or business fields, potential careers, and the appropriate requirements for achievement in those fields. The judging criteria for this class values thoroughness of career and/or business exploration and pursuit above the workmanship of the physical specimen on display.

CROPS

Each county may submit 3 entries total from 50170, 50171, 50172, 50173; and 1 entry from 50175.

Soybeans (SF 50170)

Exhibit five fresh plants (include root system that is washed) that are representative of member's 4-H project field; **OR** exhibit an experimental or educational project related to one experience from your project. Include explanation of the project in a report for public understanding. Include the member's crop records with the exhibit, such as the 4-H crop record found online @ 4-H.illinois.edu, an FFA crops record, or similar information.

Corn (SF 50171)

Exhibit two fresh plants of field corn (include root system that is washed) that are representative of member's 4-H project field; **OR** exhibit an experimental or educational project related to one experience from your project. Include explanation of the project in a report for public understanding. *Sweet corn should be exhibited in Vegetable Gardening unless being raised under commercial contract by the exhibitor.* Include the member's crop records with the exhibit, such as the 4-H crop record found online @ 4-H.illinois.edu, an FFA crops record, or similar information.

Small Grains (SF 50172)

Exhibit one gallon of the current year's crop of oats, wheat, rye, or barley that is representative of the member's 4-H project field; **OR** exhibit an experimental or educational project related to one experience from your project. Include explanation of the project in a report for public understanding. Include the member's crop records with the exhibit, such as the 4-H crop record found online @ 4-H.illinois.edu, an FFA crops record, or similar information.

Crops Innovation Class (SF 50173)

Open to youth enrolled in any Crops project

Demonstrate the skills and knowledge you have gained through the Crops project. This could be related to, but not limited to crop production, crop utilization or topics of interest to the member related to agronomy. The exhibit may include, but isn't limited to, original works, objects, demonstrations, digital presentations, programs, websites, games, apps, performances, or posters which you have made. Choose whatever method best shows what you've learned. Your exhibit should not fit in the other exhibit options for this project. You must furnish any equipment you need for your exhibit. Internet service will not be provided for the exhibit. All exhibits must include something visual, such as a printed copy of a digital presentation, which will remain on display during the exhibition. Electronic equipment will only be used during your personal judging time and will not remain on display during the entire exhibit period.

Crops Ready4Life Challenge (SF 50175)

Open to 11- to 18-year-olds enrolled in any Crops project

Exhibits in this category must include the following: a) a physical representation of the career or business product such as a model, prototype or display/portfolio that includes images of accomplished work; b) verbal or written explanations that demonstrate knowledge of the related career or business fields, potential careers, and the appropriate requirements for achievement in those fields. The judging criteria for this class values thoroughness of career and/or business exploration and pursuit above the workmanship of the physical specimen on display.

ELECTRICITY

Each county may submit 3 entries total from 50177, 50178, 50179; and 1 entry from 50181.

Electricity 1 (SF 50177)

(May only be battery-powered projects using battery components and wiring). Exhibit a momentary switch, simple switch, basic circuit, electromagnet, galvanometer, **OR** an electric motor. All projects must include a report explaining how the project was constructed and the principles demonstrated. Recommendations can be found on the website. Projects using paper clips, cardboard, thumbtacks, and brads are not eligible for state fair exhibits in electricity. Members wishing to exhibit these types of projects should consider exhibiting in Junk Drawer Robotics 1 or 2.

Electricity 2 (SF 50178)

(May only be battery-powered projects using battery components and wiring). Exhibit a circuit board demonstrating parallel and series switches, including a circuit diagram; 3-way or 4-way switch circuit using DC/battery; **OR** a basic electrical

device (examples: rocket launcher, burglar alarm, etc.). All projects must include a report explaining how the project was constructed and the principles demonstrated. Recommendations can be found on the website. Projects using paper clips, cardboard, thumbtacks, and brads are not eligible for state fair exhibits in electricity. Members wishing to exhibit these types of projects should consider exhibiting in Junk Drawer Robotics 1 or 2.

Electricity 3 (SF 50179)

Exhibit a 120V lighting fixture or other appliance that uses a switch; **OR** two electrical household circuits using 120V materials to comply with National Electrical Code, one with a simple on/off switch to control bulb, and one using 3-way switches to control light from two locations; **OR** other project which demonstrates principles in the *Wired for Power* book. All electricity projects must include a report, explaining how the project was constructed, and principles for its operation. Recommendations can be found on the website.

Electricity 4 (not eligible for state fair)

Exhibit any electronic or solid-state appliance. Exhibitor must be able to explain how the project was constructed, how it is to be used and how it works. When project is being constructed, general safety and workmanship should be considered.

Electricity Ready4Life Challenge (SF 50181)

Open to 11- to 18-year-olds enrolled in any Electricity project.

Exhibits in this category must include the following: a) a physical representation of the career or business product such as a model, prototype or display/portfolio that includes images of accomplished work; b) verbal or written explanations that demonstrate knowledge of the related career or business fields, potential careers, and the appropriate requirements for achievement in those fields. The judging criteria for this class values thoroughness of career and/or business exploration and pursuit above the workmanship of the physical specimen on display.

ENTOMOLOGY GENERAL

Each county may submit 2 entries total from 50183, 50184, 50185, 50186; 1 entry from Class 50187.

Size and number of exhibit cases should relate appropriately to the number of insects being displayed for a specified class. Cases should be no deeper than 4". Exhibitors should note that Entomology exhibits may be placed UPRIGHT for display.

Entomology 1 (SF 50183)

Exhibit 15 or more species representing four or more orders. Collection must be accurately labeled. Exhibitors must also include the Entomology 1 project manual, *Teaming With Insects 1*, with at least one completed activity for each year enrolled. The project manual must be included. Rules for pinning and labeling insects are available from your local Extension office.

Entomology 2 (SF 50184)

Exhibit 30 or more species representing eight or more orders. Collection must be accurately labeled. Exhibitors must also include the Entomology 2 project manual, *Teaming With Insects 2*, with at least one completed activity for each year enrolled. The project manual must be included. Rules for pinning and labeling insects are available from your local Extension office.

Entomology 3 (SF 50185)

Exhibit 60 or more species representing twelve or more orders. Collection must be accurately labeled. Exhibitors must also include the Entomology 3 project manual, *Teaming With Insects 3*, with at least one completed activity for each year enrolled. The project manual must be included. Rules for pinning and labeling insects are available from your local Extension office.

Entomology Display (SF 50186)

Open to youth enrolled in Entomology 1, Entomology 2 or Entomology 3

Exhibit any activity or display related to Entomology that does not fit into Entomology Classes 1, 2 or 3 above. The exhibit

may include, but isn't limited to, original works, objects, demonstrations, digital presentations, programs, websites, games, apps, performances, or posters which you have made. Choose whatever method best shows what you've learned. You must furnish any equipment you need for your exhibit. Internet service will not be provided for the exhibit. All exhibits must include something visual, such as a printed copy of a digital presentation, which will remain on display during the exhibition. Electronic equipment will only be used during your personal judging time and will not remain on display during the entire exhibit period.

Entomology Ready4Life Challenge (SF 50187)

Open to 11- to 18-year-olds enrolled in any Entomology project.

Exhibits in this category must include the following: a) a physical representation of the career or business product such as a model, prototype or display/portfolio that includes images of accomplished work; b) verbal or written explanations that demonstrate knowledge of the related career or business fields, potential careers, and the appropriate requirements for achievement in those fields. The judging criteria for this class values thoroughness of career and/or business exploration and pursuit above the workmanship of the physical specimen on display.

ENTOMOLOGY BEEKEEPING

Each county may send 2 entries total from classes 50188, 50189, 50190; and 1 entry from 50191.

Create an exhibit that shows the public what you learned in the beekeeping project this year. **Note:** No beehives may be exhibited. (Honey moisture content will be measured.) Fill level: the honey should be filled to the jar shoulder, not over, nor under. Chunk honey should go in a wide-mouth jar, preferably one specially made for chunk honey (see beekeeping catalogs). Be careful to distinguish "chunk honey" (comb in jar) from "cut comb" (comb only in plastic box). *Honey exhibited (including chunk, cut comb, and sections) must be collected since the previous year's fair.*

Beekeeping 1 (SF 50188)

Exhibit an educational display for one (1) of the following:

- Flowers used to make honey. Display pressed flowers from ten (10) different Illinois plants that bees use for making honey.
- Uses of honey and beeswax.
- Setting up a beehive.
- Safe handling of bees.
- Equipment needed by a beekeeper.

Beekeeping 2 (SF 50189)

Exhibit one (1) of the following:

- Extracted honey: Three (3) 1# jars (glass, screw-top), holding 1# of honey each.
- Chunk honey (comb in jar): Three (3) 1# jars (wide-mouth, glass).
- Cut-comb honey: Three (3) 1# boxes (boxes are usually 4 ½" x 4 ½" in size).
- Section honey: Three (3) sections of comb honey (in basswood boxes or Ross rounds).
- Working with honey bees. Present a topic from your manual to teach fairgoers about working with honey bees. Use your knowledge and creativity to display this information on a poster or in a notebook.

Beekeeping 3 (SF 50190)

Exhibit three (3) of the five (5) kinds of honey listed below (#1-5) or prepare an educational display about honey bees or beekeeping (#6).

1. Extracted honey: Three (3) 1# jars (glass, screw-top), holding 1# of honey each.
2. Chunk honey (comb in a jar): Three (3) 1# jars (wide-mouth, glass).
3. Cut-comb honey: Three (3) 1# boxes (boxes are usually 4 ½" x 4 ½" in size).
4. Comb honey: Three (3) sections (honey built by bees in frames of wood commonly called "sections") (boxes are usually 4 ½" x 4 ½" in size).

5. Section honey: Three (3) sections of comb honey (in basswood boxes or Ross rounds) **OR**
6. Prepare an educational display about honey bees or beekeeping.

Entomology Beekeeping Ready4Life Challenge (SF 50191)

Open to 11- to 18-year-olds enrolled in any Entomology project.

Exhibits in this category must include the following: a) a physical representation of the career or business product such as a model, prototype or display/portfolio that includes images of accomplished work; b) verbal or written explanations that demonstrate knowledge of the related career or business fields, potential careers, and the appropriate requirements for achievement in those fields. The judging criteria for this class values thoroughness of career and/or business exploration and pursuit above the workmanship of the physical specimen on display.

ESPORTS

Each county may submit 3 entries from 50430.

All exhibitors must complete all activities in the Illinois 4-H eSports Pilot Curriculum.

eSports (SF 50430)

Compete in at least 1 ranked tournament online or in person (either as a team or solo), and fully document your progress throughout. Any game with a documentable bracket system, at least 3 rounds and a prize count. Be sure to include a description of the tournament, your match information, your win-loss record, and description of the game and platform being used to play the game (Ram requirements/capabilities of your machine, video card specs., etc.). Prepare a PowerPoint presentation describing your journey through eSports (including your 1 mandatory tournament), what you have learned about gaming/eSports, and why you think more youth should be involved. Also include a detailed description of your most important win, explaining your strategy in that victory. Be sure to include screenshots and video, if possible. Load your presentation to a USB drive, and be sure to add narration if uploading for virtual exhibition.

EXPLORATORY (not eligible for state fair)

EXPLORATORY (Welcome to 4-H) (not eligible for state fair)

Youth ages 8 – 10 may exhibit a display on one of the following topics from the project book:

- Windowsill gardening; **OR**
- 4-H animals; **OR**
- 4-H family; **OR**
- Coat of arms

COLLECTIBLES (not eligible for state fair)

Bring your completed project book and your collection or examples of your collection (if it's too large to bring) with pictures of total collection, OR an exhibit or poster illustrating one feature of the project.

FAMILY HERITAGE

Each county may submit 1 entry from 50197; and 1 entry from 50199.

Family Heritage (SF 50197)

Prepare an exhibit of items, pictures, maps, charts, slides/tapes, drawings, illustrations, writings or displays that depict the heritage of the member's family or community or 4-H history. Please note: Exhibits are entered at 4-H'ers own risk. 4-H is not responsible for loss or damage to family heirloom items or any items in this division. Displays should not be larger than

22" x 28" wide. If you need a size waiver because the historical item is larger than 22" x 28" please contact the superintendents for approval.

Family Heritage Ready4Life Challenge (SF 50199)

Open to 11- to 18-year-olds enrolled in any Entomology project.

Exhibits in this category must include the following: a) a physical representation of the career or business product such as a model, prototype or display/portfolio that includes images of accomplished work; b) verbal or written explanations that demonstrate knowledge of the related career or business fields, potential careers, and the appropriate requirements for achievement in those fields. The judging criteria for this class values thoroughness of career and/or business exploration and pursuit above the workmanship of the physical specimen on display.

FOODS & NUTRITION

Each county may submit 7 entries total from any of these food classes: 50200, 50201, 50202, 50203, 50204, 50206, 50208, 50211; and 1 entry from 50210.

4-H Cooking 101 (SF 50200)

*Using the recipes included in the project manual, prepare an exhibit of 3 cereal marshmallow bars; OR ¼ of 8" square or round coffeecake; OR 3 cookies. No icing should be on any products. If you make changes to the recipe, bring a copy of the recipe with your changes. Bars, coffeecake, or cookies should be displayed on a disposable plate placed in a zip-sealing plastic bag. In addition to your food exhibit, complete the *What's on Your Plate? Activity* on pages 10-11 in the 4-H Cooking 101 project manual. Bring a document with printed pictures of your 3 or more plates and the answers to questions 1-7 to remain on display with your project. The words on the plates must be legible and clearly visible in the picture. Pictures, graphics or photos are acceptable.*

4-H Cooking 201 (SF 50201)

*Using the recipes included in the project manual, prepare an exhibit of 3 cheese muffins; OR 3 scones; OR ½ loaf (9" x 5") of basic nut bread. If you make changes to the recipe, bring a copy of the recipe with your changes. Bread, muffins, or scones should be displayed on a disposable plate placed in a zip-sealing plastic bag. In addition to your food exhibit, complete *Experiment with Meal Planning Activity* on page 91 in the 4-H Cooking 201 project manual. Bring either page 91 with your completed answers or a document with the answers to remain on display with your project along with a picture of the meal you prepared. You do **not** need to complete the Challenge Yourself section on page 91.*

4-H Cooking 301 (SF 50202)

*Using the recipes included in the project manual, prepare an exhibit of 3 dinner rolls; OR loaf of yeast bread; OR 1 tea ring; OR 3 sweet rolls; OR one layer of a rich white cake or rich chocolate cake, top side up (*without frosting*). If icing is used on the tea ring or sweet rolls, the recipe for the icing must also come from the book. The yeast bread/roll dough may be prepared in a bread making machine; however prepared mixes are not permitted. If you make changes to the recipe, bring a copy of the recipe with your changes. Display exhibit on a disposable plate or pie tin and place in a zip-sealing plastic bag. In addition to your food exhibit, complete one of the six experiments: *Experiment with Flour* p. 33-34, *Experiment with Kneading* p. 35-36, *Experiment with Yeast* p. 37-38 or 39, *Experiment with Butter* p. 62-63 or *Experiment with Cheese* p. 104-105. Bring a document with a printed picture of your experiment and the answers to the experiment questions to remain on display with your project.*

4-H Cooking 401 (SF 50203)

Using the recipes included in the project manual, prepare an exhibit of ¼ of a 15" x 10" loaf of focaccia bread (do not include dipping oil); OR one baked pie shell – traditional, oil, or whole wheat (no graham cracker); OR ¼ golden sponge cake, top side up, without frosting; OR ½ loaf French bread. If you make changes to the recipe, bring a copy of the recipe with your changes. Display exhibit on a disposable plate and place in a zip-sealing plastic bag. In addition to your food exhibit, pick one of the recipes from Cooking 401 that is not a choice for exhibit. Make the recipe and take a picture of the results. Bring a document with a printed picture of the food you made from the recipe and the answers to the following two questions: 1.) If you made this recipe again, what would you do differently? 2.) What did you learn that can help you in other ways besides preparing food?

Food Science 1 (SF 50204)

Prepare a display, digital presentation, or poster on one of the food science experiments from the manual that you completed. Share 1) the food science question you investigated; 2) process used to conduct the experiment; 3) results and observations; 4) what you learned; and 5) how you have applied this information. You must furnish any equipment you need for the exhibit. Internet service is not provided. All exhibits must include something visual, such as a printed copy of a digital presentation. Electronic equipment will only be used during your judging time and will not remain on display during the exhibit period.

Food Science 2 (SF 50204)

Prepare a display, digital presentation, or poster on one of the food science experiments from the manual that you completed. Share 1) the food science question you investigated; 2) process used to conduct the experiment; 3) results and observations; 4) what you learned; and 5) how you have applied this information. You must furnish any equipment you need for the exhibit. Internet service is not provided. All exhibits must include something visual, such as a printed copy of a digital presentation. Electronic equipment will only be used during your judging time and will not remain on display during the exhibit period.

Food Science 3 (SF 50204)

Prepare a display, digital presentation, or poster on one of the food science experiments from the manual that you completed. Share 1) the food science question you investigated; 2) process used to conduct the experiment; 3) results and observations; 4) what you learned; and 5) how you have applied this information. You must furnish any equipment you need for the exhibit. Internet service is not provided. All exhibits must include something visual, such as a printed copy of a digital presentation. Electronic equipment will only be used during your judging time and will not remain on display during the exhibit period.

Food Science 4 (SF 50204)

Prepare a display, digital presentation, or poster on one of the food science experiments from the manual that you completed. Share 1) the food science question you investigated; 2) process used to conduct the experiment; 3) results and observations; 4) what you learned; and 5) how you have applied this information. You must furnish any equipment you need for the exhibit. Internet service is not provided. All exhibits must include something visual, such as a printed copy of a digital presentation. Electronic equipment will only be used during your judging time and will not remain on display during the exhibit period.

Sports Nutrition (SF 50206)

Prepare a display, digital presentation, or poster on one of the activity chapters in the manual that you completed. The activity chapters are listed by page number in the table of contents. Your exhibit should include, at minimum, information on one physical fitness component and one food/recipe component from the activity chapter. The exhibit should include the project manual with the pages of the activity completed. You may also include live demonstration of physical activities. Do not bring food made using the recipes, but consider adding pictures of the completed recipes to your exhibit. You must furnish any equipment you need for the exhibit. Internet service is not provided. All exhibits must include something visual, such as a printed copy of a digital presentation. Electronic equipment will only be used during your judging time and will not remain on display during the exhibit period.

Examples for Activity 1

Example A: Make a video of yourself practicing flexibility, strength and endurance physical fitness activities and making pasta salad with different vegetable, pasta and dressing ideas. Bring a screenshot and brief description of your video to leave on display.

Example B: Make a poster of pictures of flexibility, strength and endurance physical fitness activities and information on the results of making the spinach and mandarin orange salad. Include answers to the questions in the book.

Food Preservation (SF 50208)

Prepare an exhibit using ONE of the following food preservation methods: canning; freezing; drying; pickles/relishes; jams,

jellies and preserves **OR** a combination of these (see Preservation Combination option below), excluding Freezing. **No freezer jam exhibits will be allowed for Freezing; Jams, Jellies, and Preserves; or for the Preservation Combination options.**

- **Canning** – The exhibit should include two different canned foods in appropriate jars for the products. Food may be fruit, vegetable, or tomato product (i.e. salsa, juice, etc.).
- **Freezing** – Prepare a nutrition display that illustrates a freezing principle. There is NOT a food exhibit option for this preservation method.
- **Drying** – Exhibit two (2) different dried foods packed in plastic food storage bags. Choose from fruit, vegetable, fruit leather or meat jerky.
- **Pickles and Relishes** – Exhibit two (2) pint jars of different recipes of pickles and/or relishes.
- **Jams, Jellies, and Preserves** – Exhibit two (2) half-pint jars of two different jams, jellies, and/or preserves.
- **Preservation Combination** – Exhibit two (2) different preserved food products, excluding Freezing, in appropriate jars/packaging (drying). For example, exhibit 1 jar of tomatoes (Canning) and 1 half-pint of jelly (Jams, Jellies, and Preserves).

All preserved products should be prepared and processed according to the current USDA/Extension information. USDA information on preserving food, including recipes, can be found at: www.homefoodpreservation.com or web.extension.illinois.edu/foodpreservation/. Recipes must be processed in a water-bath or pressure canner.

All food exhibits must be labeled with: 1) The name of the food; 2) The date preserved; 3) Appropriate method(s) of food preservation (For canned projects: boiling water bath or pressure canner; For drying projects: Specify equipment used (food dehydrator, oven, etc.)).

Examples:

- Strawberry jam, boiling water bath. July 13, 2021.
- Green beans, pressure canner. July 13, 2021.
- Beef jerky, food dehydrator and oven. July 13, 2021.

All food exhibits must be accompanied with the recipe(s) – typed or written, with the source of the recipe(s) listed.

Required Recipes and Sources for Food Preservation Exhibits – all food preservation recipes must be from an approved source. Those sources are:

- *PUT IT UP! Food Preservation for Youth* manuals
- U.S. Department of Agriculture (USDA)
- National Center for Home Food Preservation
- Ball/Kerr Canning (recipes after 1985)
- Mrs. Wages

DO NOT BRING RECIPES FROM: Magazine or newspaper clippings, Pinterest (unless it is from a source listed above), grandmas or a recipe from a family member or friend without a source, cookbooks (excluding the Ball, Kerr and Put It Up! book).

Canning Equipment Requirements: All canned products must be canned in clear, standard jars in good condition (no chips or cracks). Jars must be sealed using two-piece canning lids (flat lid and band). Must use a new, unused flat lid. Bands must not be rusty or severely worn.

Foods Innovation Class (SF 50211)

Open to youth enrolled in any Foods project.

Demonstrate the skills and knowledge you have gained through the project. The exhibit may include, but isn't limited to, original recipes, results of experiments not in the foods project books, variations on recipes or experimenting with unique cooking or baking methods. Your work can be displayed by a food product, demonstrations, digital presentations, performances, or posters which you have made. Choose whatever method best shows what you've learned. Your exhibit should not fit in the other exhibit options for this project. You must furnish any equipment you need for your exhibit. Internet service will not be provided for the exhibit. All exhibits must include something visual, such as a printed copy of a digital presentation, which will remain on display during the exhibition. Electronic equipment will only be used during your personal judging time and will not remain on display during the entire exhibit period. If you bring a food product, the food

will NOT be tasted.

Foods Nutrition Ready4Life Challenge (SF 50210)

Open to 11- to 18-year-olds enrolled in any Foods project

Exhibits in this category must include the following: a) a physical representation of the career or business product such as a model, prototype or display/portfolio that includes images of accomplished work; b) verbal or written explanations that demonstrate knowledge of the related career or business fields, potential careers, and the appropriate requirements for achievement in those fields. The judging criteria for this class values thoroughness of career and/or business exploration and pursuit above the workmanship of the physical specimen on display.

***County Class 97 – Food Demonstration**(not eligible for state fair)

Food demonstrations should be approximately 8-10 minutes in length; however there will not be a time penalty. The time limit will be taken into consideration at the judges' discretion. Demonstrations may be done by an individual or team of two members. Refer to the *Illinois 4-H Foods Demonstrations Guide* found on the Illinois 4-H web site under *Members: 4-H Projects: Healthy Living; Foods and Nutrition*. Exhibitors are responsible for furnishing all equipment and supplies. The food demonstration must relate to the state-offered project area in which the member(s) is/are enrolled.

FORESTRY

Each county may submit 1 entry total from 50212, 50213, 50214; and 1 entry from 50216.

Forests of Fun 1 (SF 50212)

Exhibit any product or display illustrating an activity from the book. The exhibit may include, but isn't limited to, original works, objects, demonstrations, digital presentations, programs, websites, games, apps, performances, or posters which you have made. Choose whatever method best shows what you've learned. You must furnish any equipment you need for your exhibit. Internet service will not be provided for the exhibit. All exhibits must include something visual, such as a printed copy of a digital presentation, which will remain on display during the exhibition. Electronic equipment will only be used during your personal judging time and will not remain on display during the entire exhibit period.

Forests of Fun 2 (SF 50213)

Exhibit any product or display illustrating an activity from the book. The exhibit may include, but isn't limited to, original works, objects, demonstrations, digital presentations, programs, websites, games, apps, performances, or posters which you have made. Choose whatever method best shows what you've learned. You must furnish any equipment you need for your exhibit. Internet service will not be provided for the exhibit. All exhibits must include something visual, such as a printed copy of a digital presentation, which will remain on display during the exhibition. Electronic equipment will only be used during your personal judging time and will not remain on display during the entire exhibit period.

Forests of Fun 3 (SF 50214)

Exhibit any product or display illustrating an activity from the book. The exhibit may include, but isn't limited to, original works, objects, demonstrations, digital presentations, programs, websites, games, apps, performances, or posters which you have made. Choose whatever method best shows what you've learned. You must furnish any equipment you need for your exhibit. Internet service will not be provided for the exhibit. All exhibits must include something visual, such as a printed copy of a digital presentation, which will remain on display during the exhibition. Electronic equipment will only be used during your personal judging time and will not remain on display during the entire exhibit period.

Forestry Ready4Life Challenge (SF 50216)

Open to 11- to 18-year-olds enrolled in any Forestry project.

Exhibits in this category must include the following: a) a physical representation of the career or business product such as a model, prototype or display/portfolio that includes images of accomplished work; b) verbal or written explanations that demonstrate knowledge of the related career or business fields, potential careers, and the appropriate requirements for achievement in those fields. The judging criteria for this class values thoroughness of career and/or business exploration and pursuit above the workmanship of the physical specimen on display.

GEOLOGY

Each county may submit 3 entries total from 50218, 50219, 50220, 50221, 50222; and 1 entry from 50224.

Size and number of exhibit cases should relate appropriately to the number of specimens being displayed for a specified class. Specimens are not limited to Illinois locations. All levels of Geology use the same manual, Geology-Introduction to the Study of the Earth.

Pebble Pups 1 (SF 50218)

Display 8 to 19 rocks and mineral specimens with three minerals in the collection. Collection may include duplications that show variations. Label collection and note where found.

Pebble Pups 2 (SF 50219)

Display at least 20, but no more than 29, rocks and mineral specimens with seven minerals in the collection. Collection may include duplications that show variations. Label collection and note where found.

Rock Hounds 1 (SF 50220)

Display at least 30, but no more than 40, rocks and mineral specimens with ten minerals in the collection. Rocks should include at least three igneous, two metamorphic, and three sedimentary groups. Label collection and note where found.

Rock Hounds 2 (SF 50221)

Display no more than 50 specimens that have been selected to illustrate a specific theme of the exhibitor's choosing. Be creative. Sample categories could include (but are not limited to): industrial minerals and their uses; a specific rock group and the variety that occurs in that group, including some minerals that occur in that environment; select fossils traced through the geologic ages; minerals and their crystal habits; rocks and minerals used in the lapidary arts.

Geology Innovation Class (SF 50222)

Open to youth enrolled in Geology.

Demonstrate the skills and knowledge you have gained through the Geology project. Exhibit may be the result of knowledge gained from project manuals; independent study about Illinois rock(s) and mineral(s), interaction with geology professionals; and/or individual exploration in the area of geology. The exhibit may include, but isn't limited to, original works, objects, demonstrations, digital presentations, programs, websites, games, apps, performances, or posters which you have made. Choose whatever method best shows what you've learned. Your exhibit should not fit in the other exhibit options for this project. You must furnish any equipment you need for your exhibit. Internet service will not be provided for the exhibit. All exhibits must include something visual, such as a printed copy of a digital presentation, which will remain on display during the exhibition. Electronic equipment will only be used during your personal judging time and will not remain on display during the entire exhibit period.

Geology Ready4Life Challenge (50224)

Open to 11- to 18-year-olds enrolled in the Geology project.

Exhibits in this category must include the following: a) a physical representation of the career or business product such as a model, prototype or display/portfolio that includes images of accomplished work; b) verbal or written explanations that demonstrate knowledge of the related career or business fields, potential careers, and the appropriate requirements for achievement in those fields. The judging criteria for this class values thoroughness of career and/or business exploration and pursuit above the workmanship of the physical specimen on display.

HEALTH

Each county may submit 3 entries total from 50226, 50227, 50228, 50229; and 1 entry from 50231.

Health 1 (SF 50226)

Select four First Aid Skills and complete the activities for that section. Bring the project book and be prepared to discuss the completed sections. Exhibit a family first aid kit and be prepared to explain what each item is used for.

Health 2 (SF 50227)

Select four Staying Healthy Skills and complete the activities for that section. Bring the project book and be prepared to discuss the completed sections. Exhibit a “smarts” project as explained in the project manual.

Health 3 (SF 50228)

Select four Keeping Fit Skills and complete the activities for that section. Bring the project book and be prepared to discuss the completed sections. Exhibit a poster or display on one of the Keeping Fit Skills.

Health - Your Thoughts Matter – Navigating Mental Health (not eligible for state fair)

Prepare an exhibit that demonstrates the knowledge and understanding gained through completion of the Your Thoughts Matter Member Project Guide. Exhibit the following 1) a poster or display that highlights activities and knowledge gained as you completed any two of activities 1 – 9 included in the curriculum; AND 2) the item you created in Activity 10 - the flyer, website, video, or other promotional tool that points individuals to the resources you found. To exhibit in this project area, 4-H members must have been involved in a 4-H Your Thoughts Matter SPIN Club experience.

Health Innovation Class (SF 50229)

Open to youth enrolled in Health 1, 2 or 3.

Demonstrate the skills and knowledge you have gained through the Health project. The exhibit may include, but isn't limited to, original works, objects, demonstrations, digital presentations, programs, websites, games, apps, performances, or posters which you have made. Choose whatever method best shows what you've learned. Your exhibit should not fit in the other exhibit options for this project. You must furnish any equipment you need for your exhibit. Internet service will not be provided for the exhibit. All exhibits must include something visual, such as a printed copy of a digital presentation, which will remain on display during the exhibition. Electronic equipment will only be used during your personal judging time and will not remain on display during the entire exhibit period.

Health Ready4Life Challenge (SF 50231)

Open to 11- to 18-year-olds enrolled in any Health project.

Exhibits in this category must include the following: a) a physical representation of the career or business product such as a model, prototype or display/portfolio that includes images of accomplished work; b) verbal or written explanations that demonstrate knowledge of the related career or business fields, potential careers, and the appropriate requirements for achievement in those fields. The judging criteria for this class values thoroughness of career and/or business exploration and pursuit above the workmanship of the physical specimen on display.

HORTICULTURE: FLORICULTURE

Each county may submit 3 entries total from 50192, 50193, 50194, 50195, 50196; and 1 entry from 50198.

Floriculture A (SF 50192)

Exhibit one of the following options:

- Create a flower arrangement, either a round arrangement or a bud vase. No silk flowers are permitted; **OR**
- Create a photo collage or a collection of pictures of flowers that you have raised. Label your flowers by name and tell if you started with a seed, cutting or transplants. Mount pictures on a poster board; **OR**
- Exhibit in one container: 3 stems of blooms - each with attached foliage. Foliage that would go inside the container may be removed. All three blooms or stems should be the same variety, color, shape and size and must have been

grown from seed, young seedling plants, bulbs or rhizomes by the exhibitor. (NOTE: Exhibitors choosing lilies should include no more than 2/3 of foliage for their exhibit.)

Floriculture B (SF 50193)

Exhibit one of the following options:

- Display a mixed planter that may include herbs with foliage plants and/or flowering plants. The planter should include three or more kinds of plants. The container exhibit space must not exceed 18"x18".
- Create an artistic display of dried flowers and/or herbs explaining how each was dried; **OR**
- Create a photo collage or collection of pictures of plants from your theme garden. Label your plants by name and explain how the plants were chosen to fit the theme.

Floriculture C (SF 50194)

Exhibit one of the following options:

- Create a terrarium. Selected plants should be started by the exhibitor from cuttings or seeds or as purchased plugs. The terrarium must be cared for by the exhibitor for at least 5 months. Exhibitor should be able to explain the different plant, soil, and environmental needs and watering requirements of a closed system; **OR**
- Exhibit a plant that you propagated from cuttings, layering or division or started from seed. Create a photo board showing the progression of growth. Tips for vegetative propagation of houseplants can be found in the University of Illinois Extension Gardener's Corner (go.illinois.edu/gardenerscorner).

Floriculture D (SF 50195)

Exhibit one of the following options:

- Create a centerpiece around a theme such as a wedding, holiday, birthday, etc. No silk flowers are permitted; **OR**
- Create an exhibit of forced bulbs in a pot.

Floriculture Display (SF 50196)

(Open to youth enrolled in Floriculture A, Floriculture B, Floriculture C, and Floriculture D)

Present an exhibit of the member's choice that focuses on some aspect of floriculture which does not fit in the categories above. The exhibit may include, but isn't limited to, dish gardens, original works, objects, demonstrations, digital presentations, programs, websites, games, apps, performances, or posters which you have made. Choose whatever method best shows what you've learned. You must furnish any equipment you need for your exhibit. Internet service will not be provided for the exhibit. All exhibits must include something visual, such as a printed copy of a digital presentation, which will remain on display during the exhibition. Electronic equipment will only be used during your personal judging time and will not remain on display during the entire exhibit period.

Floriculture Ready4Life Challenge (SF 50198)

Open to 11- to 18-year-olds enrolled in any Floriculture project.

Exhibits in this category must include the following: a) a physical representation of the career or business product such as a model, prototype or display/portfolio that includes images of accomplished work; b) verbal or written explanations that demonstrate knowledge of the related career or business fields, potential careers, and the appropriate requirements for achievement in those fields. The judging criteria for this class values thoroughness of career and/or business exploration and pursuit above the workmanship of the physical specimen on display.

HORTICULTURE: VEGETABLE GARDENING

Each county may submit 3 entries total for 50313, 50314, 50315, 50316; and 1 entry for 50318.

All exhibits must have been grown by the exhibitor as part of their current gardening 4-H project. Exhibitors should be knowledgeable about various aspects of the produce, including but not limited to different varieties, soil testing, fertilizers used, etc. Exhibits should be prepared according to the Illinois Vegetable Garden Guide website:

<http://web.extension.illinois.edu/vegguide/>. Waxes and oils may not be used on vegetables or fruits. Any plant infested with insects will be removed from the exhibit area and will not be eligible for champion awards.

Herb Display (SF 50313)

(Open to youth in Vegetable Gardening A, Vegetable Gardening B, Vegetable Gardening C, and Vegetable Gardening D)

Herbs should be grown in pots (8" maximum diameter). Categories: Mint, Oregano, Rosemary, Sage, Thyme, and all other herbs. Herbs should be labeled with common and Latin names. Herbs should be in your care for a minimum of three months for state fair exhibits. Remove dead leaves from plants and check that the soil is clear of debris such as dead leaves. In addition to class Champions, Herb Category Grand and Reserve Grand Champions may be selected. When exhibiting herb plants, be sure to grow the plants in the container to be displayed to avoid transplant shock. Exhibits will be evaluated based on cleanliness, uniformity, condition, quality, and trueness to variety. Additional herb resources are located on the project resources section of the Illinois 4-H website.

Vegetable Display (SF 50314)

(Open to youth in Vegetable Gardening A, Vegetable Gardening B, Vegetable Gardening C, and Vegetable Gardening D)

1. This class is allowed a 2'6" x 2'6" space for display.
2. Display must include 6 or more different kinds of vegetables. There may not be more than 2 different varieties of any vegetable. For example, red and white potatoes would be classified as two different varieties. Acorn squash and zucchini would be classified as two different vegetables.
3. The number and type of vegetables used must conform to the Vegetable Plate/Basket List.
4. Exhibitors must provide the name and variety of all vegetables used (i.e. Cabbage – Golden Acre; Cucumber, slicing – Straight Eight; Tomatoes, slicing – Rocky Top; Snap Beans – Contender, etc.).

Vegetable Plate (SF 50315)

(Open to youth in Vegetable Gardening A, Vegetable Gardening B, Vegetable Gardening C, and Vegetable Gardening D)

1. Exhibit must include 2 single vegetable plates. (Exhibitor will furnish the disposable plates.)
2. Number of vegetables on plates must conform to plate list below.
3. Only one variety on each plate.
4. An exhibitor cannot show two plates of the same type vegetable. (i.e.: Cannot exhibit red *and* white potatoes or zucchini *and* straightneck summer squash.)

VEGETABLE PLATE/DISPLAY LIST

When selecting vegetables for exhibition, keep in mind that the judge will evaluate them on the basis of cleanliness, uniformity, condition, quality, and trueness to variety. *(Lists are provided by UI Extension Horticulturists; Items are listed according to the correct definition of vegetables)*

Asparagus (5 spears)

Beans, Lima (12 pods)

Beets (5)

Broccoli (1 head)

Brussels sprouts (12 sprouts)

Cabbage (1 head)

Cauliflower (1 head)

Carrots (5)

Cucumber, pickling or slicing (5)

Eggplant (1)

Garlic (5)

Kohlrabi (5)

Lettuce (1 head or plant)

Muskmelon incl. cantaloupe (1)

Okra (12)

Onions, large, dry (5)

Onions, green or set (12)

Parsnips (5)

Peas, (12 pods)

Peppers, large fruited (bell/banana) (5)

Peppers, small fruited (chili/cherry) (12)

Popcorn (5)

Potatoes (any variety) (5)

Pumpkin (1)

Rhubarb, trimmed stalks (3)

Rutabaga (5)

Salsify (5)

Squash, summer (any variety) (3)

Sweet corn, in husks (5)

Tomatoes, slicing (5)

Tomatoes, small fruited (12)

Turnip (5)

Watermelon (1)
Squash, winter (Acorn, butternut, buttercup, spaghetti, Hubbard, Turks's Turban) (1)
Beans, Snap, Green Pod or Golden Wax (12 pods)
Greens (collard, endive, escarole, kale, mustard, spinach, Swiss chard) (1 plant)
Horseradish Root (1 marketable root specimen harvested this year)

Vegetable Gardening Display (SF 50316)

(Open to youth in Vegetable Gardening A, Vegetable Gardening B, Vegetable Gardening C, Vegetable Gardening D) Present an exhibit of the member's choice that focuses on some aspect of vegetable gardening which does not fit in the categories above. The exhibit may include, but isn't limited to, original works, objects, demonstrations, digital presentations, programs, websites, games, apps, performances, or posters which you have made. Choose whatever method best shows what you've learned. You must furnish any equipment you need for your exhibit. Internet service will not be provided for the exhibit. All exhibits must include something visual, such as a printed copy of a digital presentation, which will remain on display during the exhibition. Electronic equipment will only be used during your personal judging time and will not remain on display during the entire exhibit period.

Vegetable Gardening Ready4Life Challenge (SF 50318)

Open to 11- to 18-year-olds enrolled in any Vegetable Gardening project.

Exhibits in this category must include the following: a) a physical representation of the career or business product such as a model, prototype or display/portfolio that includes images of accomplished work; b) verbal or written explanations that demonstrate knowledge of the related career or business fields, potential careers, and the appropriate requirements for achievement in those fields. The judging criteria for this class values thoroughness of career and/or business exploration and pursuit above the workmanship of the physical specimen on display.

INTERCULTURAL

Each county may submit 1 individual entry from 50233; 1 individual entry from 50234; 1 individual entry from 50236; 1 club entry from 50235. **Due to space restrictions, exhibits are limited to 2' 6" wide and 15" deep.**

Passport to the World, Individual (SF 50233)

Prepare a display illustrating what you have learned about a country's or U.S. region's geography, economy, agriculture, people, language, housing, culture, music, crafts, clothing, holidays or other aspect. Exhibit should be educational in nature and should not promote one's beliefs over another person's beliefs. The exhibit may include, but isn't limited to, original works, objects, demonstrations, digital presentations, programs, websites, games, apps, performances, or posters which you have made. Choose whatever method best shows what you've learned. You must furnish any equipment you need for your exhibit. Internet service will not be provided for the exhibit. All exhibits must include something visual, such as a printed copy of a digital presentation, which will remain on display during the exhibition. Electronic equipment will only be used during your personal judging time and will not remain on display during the entire exhibit period. Include the project manual with completed sections that pertain to the exhibit information. Due to space restrictions, exhibits are limited to 2' 6" wide and 15" deep.

Diversity & Cultural Awareness (SF 50234)

Create a display or binder portfolio that illustrates the results of a minimum of three (3) completed activities from the project book. Due to space restrictions, exhibits are limited to 2' 6" wide and 15" deep.

Intercultural Ready4Life Challenge (SF 50236)

Open to 11- to 18-year-olds enrolled in any Intercultural project.

Exhibits in this category must include the following: a) a physical representation of the career or business product such as a model, prototype or display/portfolio that includes images of accomplished work; b) verbal or written explanations that demonstrate knowledge of the related career or business fields, potential careers, and the appropriate requirements for achievement in those fields. The judging criteria for this class values thoroughness of career and/or business exploration and pursuit above the workmanship of the physical specimen on display.

Intercultural, Club, Includes *Passport to the World, Diversity & Cultural Awareness, and Latino Cultural Arts Projects* (SF 50235)

Exhibit a display illustrating the steps that the club has completed on the project selected for the year. Include a written outline or report of accomplishments and future goals. The exhibit may include, but isn't limited to, original works, objects, demonstrations, digital presentations, programs, websites, games, apps, performances, or posters which you have made. Choose whatever method best shows what the club members have learned. You must furnish any equipment you need for your exhibit. Internet service will not be provided for the exhibit. All exhibits must include something visual, such as a printed copy of a digital presentation, which will remain on display during the exhibition. Electronic equipment will only be used during your personal judging time and will not remain on display during the entire exhibit period. The display must be accompanied by 3 or more club exhibitors at the time of the judge's critique. Club members should make a 5- to 10-minute presentation to the judge. All club members present for the judge's critique should be able to discuss the project and answer questions. Only club members present for judging who participate in the actual critique and presentation are eligible for ribbons and premiums. Due to space restrictions, exhibits are limited to 2' 6" wide and 15" deep.

INTERIOR DESIGN

Each county may submit 2 entries total from 50242, 50243, 50244, 50245; and 1 entry from 50247.

Design Decisions, Beginning (SF 50242)

Any exhibit must have been created or redesigned by the exhibitor as part of their current Interior Design 4-H project. Exhibitors should be knowledgeable about various aspects of the project. Exhibits could include items such as, but not limited to, comparison studies of different products or techniques; made accessories, wall-hangings, window coverings, or furniture items; refinished or redesigned furniture; or a plan to solve some type of interior design problem. Exhibit should be appropriate to the exhibitor's age, skills and ability in this project.

Design Decisions, Intermediate (SF 50243)

Any exhibit must have been created or redesigned by the exhibitor as part of their current Interior Design 4-H project. Exhibitors should be knowledgeable about various aspects of the project. Exhibits could include items such as, but not limited to, comparison studies of different products or techniques; made accessories, wall-hangings, window coverings, or furniture items; refinished or redesigned furniture; or a plan to solve some type of interior design problem. Exhibit should be appropriate to the exhibitor's age, skills and ability in this project.

Design Decisions, Advanced (SF 50244)

Any exhibit must have been created or redesigned by the exhibitor as part of their current Interior Design 4-H project. Exhibitors should be knowledgeable about various aspects of the project. Exhibits could include items such as, but not limited to, comparison studies of different products or techniques; made accessories, wall-hangings, window coverings, or furniture items; refinished or redesigned furniture; or a plan to solve some type of interior design problem. Exhibit should be appropriate to the exhibitor's age, skills and ability in this project.

Interior Design Innovation Class (SF 50245)

Open to enrolled in Interior Design.

Demonstrate the skills and knowledge you have gained through the Interior Design project. The exhibit may include, but isn't limited to, original works, objects, demonstrations, digital presentations, programs, websites, games, apps, performances, or posters which you have made. Choose whatever method best shows what you've learned. Your exhibit should not fit in the other exhibit options for this project. You must furnish any equipment you need for your exhibit. Internet service will not be provided for the exhibit. All exhibits must include something visual, such as a printed copy of a digital presentation, which will remain on display during the exhibition. Electronic equipment will only be used during your personal judging time and will not remain on display during the entire exhibit period.

Interior Design Ready4Life Challenge (SF 50247)

Open to 11- to 18-year-olds enrolled in the Interior Design project.

Exhibits in this category must include the following: a) a physical representation of the career or business product such as a model, prototype or display/portfolio that includes images of accomplished work; b) verbal or written explanations that demonstrate knowledge of the related career or business fields, potential careers, and the appropriate requirements for achievement in those fields. The judging criteria for this class values thoroughness of career and/or business exploration and pursuit above the workmanship of the physical specimen on display.

LEADERSHIP

Each county may submit 3 entries total from 50249, 50250, 50251, 50252; 2 entries from 50254; 1 entry from 50255.

Leadership 1 (SF 50249)

Create a binder portfolio with a minimum of four (4) completed activities each year from the areas noted below. Build upon your previous year's work. Photocopies or original pages of the completed activities from the book should be included in the portfolio.

- **First Year** – One activity from each of the following sections: Understanding Self; Communication; and Getting Along with Others, plus one activity of exhibitor's choice from the manual.
- **Second Year** – One activity from each of the following sections: Getting Along with Others; Learning to Learn; and Making Decisions, plus one activity of exhibitor's choice from the manual.
- **Third Year** – One activity from each of the following sections: Making Decisions; Managing; and Working with Groups, plus one activity of exhibitor's choice from the manual.

Leadership 2 (SF 50250)

Building upon your previous work, continue adding to your binder portfolio with a minimum of four (4) completed activities each year from the areas noted below. Photocopies or original pages of the completed activities from the book should be included in the portfolio.

- **First Year** – One activity from each of the following sections: Understanding Self; Communication; and Getting Along with Others, plus one activity of exhibitor's choice from the manual.
- **Second Year** – One activity from each of the following sections: Getting Along with Others; Learning to Learn; and Making Decisions, plus one activity of exhibitor's choice from the manual.
- **Third Year** – One activity from each of the following sections: Making Decisions; Managing; and Working with Groups, plus one activity of exhibitor's choice from the manual.

Leadership 3 (SF 50251)

Building upon your previous work, continue adding to your binder portfolio with a minimum of four (4) completed activities each year from the areas noted below. Photocopies or original pages of the completed activities from the book should be included in the portfolio.

- **First Year** – One activity from each of the following sections: Understanding Self; Communication; and Getting Along with Others, plus one activity of exhibitor's choice from the manual.
- **Second Year** – One activity from each of the following sections: Getting Along with Others; Learning to Learn; and Making Decisions, plus one activity of exhibitor's choice from the manual.
- **Third Year** – One activity from each of the following sections: Making Decisions; Managing; and Working with Groups, plus one activity of exhibitor's choice from the manual.

Leadership Innovation Class (SF 50252)

Open to youth enrolled in Leadership 1, 2, or 3.

Demonstrate the skills and knowledge you have gained through the Leadership project. **Your exhibit should not fit in the other exhibit options for this project.** The exhibit may include, but isn't limited to, original works, objects, demonstrations, digital presentations, programs, websites, games, apps, performances, or posters which you have made. Choose whatever method best shows what you've learned. You must furnish any equipment you need for your exhibit. Internet service will not be provided for the exhibit. All exhibits must include something visual, such as a printed copy of a digital presentation, which will remain on display during the exhibition. Electronic equipment will only be used during your personal judging time and will not remain on display during the entire exhibit period.

Leadership Ready4Life Challenge (SF 50255)

Open to 11- to 18-year-olds enrolled in any Leadership project.

Exhibits in this category must include the following: a) a physical representation of the career or business product such as a model, prototype or display/portfolio that includes images of accomplished work; b) verbal or written explanations that demonstrate knowledge of the related career or business fields, potential careers, and the appropriate requirements for achievement in those fields. The judging criteria for this class values thoroughness of career and/or business exploration and pursuit above the workmanship of the physical specimen on display.

Leadership Group Exhibit (SF 50254)

Open to clubs and groups whose members are enrolled in any Leadership project

Exhibit a display illustrating how your group has used the Teens As Leaders model effectively in your club, community, school, or state. Leadership activities might include planning, advising, promoting, mentoring, teaching or advocating for change. The exhibit may include, but isn't limited to, original works, objects, demonstrations, digital presentations, programs, websites, games, apps, performances, or posters which you have made. Choose whatever method best shows what you've learned. You must furnish any equipment you need for your exhibit. Internet service will not be provided for the exhibit. All exhibits must include something visual, such as a printed copy of a digital presentation, which will remain on display during the exhibition. Electronic equipment will only be used during your personal judging time and will not remain on display during the entire exhibit period. The display must be accompanied by 3 or more 4-H members at the time of the judge's critique. Club members should make a 5- to 10-minute presentation to the judge. All club members present for the judge's critique should be able to discuss the project and answer questions. Only club members present for judging who participate in the actual critique and presentation are eligible for ribbons and premiums. Due to space limitations, exhibits are limited to 2'6" wide and 15" deep.

MAKER

Each county may submit 3 entries total from 50400.

Exhibits in this category are designed to be multi-disciplinary in nature, innovative, and must not fit into any other exhibit category. To qualify for this category, your project MUST abide by the following guidelines:

- Exhibitors must complete the DIY Make & Build Curriculum, and answer all the questions at the end of each lesson. You must display (or upload if virtual) your answers to these questions, as well as your Maker Log from the DIY Make and Build curriculum.
- Exhibits must be an object or device that has an intended purpose and uses technology in either a mechanical way, digital (computer) way, or combination of the two. Your device or object **cannot** be one of the included activities in the DIY Make and Build Curriculum.
- The device must be something that can be used in everyday life by multiple people (a target audience), and MUST be manufactured/built by the exhibitor (If not fully manufactured by the exhibitor, the device MUST be modified structurally or be reprogrammed to perform a different function other than what it was designed to do).
- Exhibits MUST be able to interact with the outside world. (e.g. an on off switch, input sensors, feedback, etc.)
- Exhibits MUST include a detailed build log with instructions on how to make or build the exhibit, AND contain either a 3D rendering or detailed and labeled sketches of the device/product.
- All parts and software used in the design/build MUST be listed in a detailed Bill of Materials including cost per item and total cost. Total time spent on the build must be documented in your build log.

In addition, exhibitors are HIGHLY encouraged to use tools such as 3-D printers, laser cutters, routers and/or other hand/power tools to help in the manufacturing process (**NOTE: Simply 3-D printing or laser cutting an object without the other specifications does not qualify as a Maker Project**). It is also HIGHLY encouraged that exhibits use Open Source software and/or hardware in the build.

NATURE: NATURAL RESOURCES AND OUTDOOR ADVENTURES

Each county may submit 3 entries from 50256, 50257, 50258, 50259; 1 entry from 50267.

Electricity and water are NOT available for these displays. **NO live animals or reptiles are permitted in these exhibits.**

Natural Resources 1 (SF 50256)

Exhibit any item developed from the project book, *Step Into Nature*.

Natural Resources 2 (SF 50257)

Exhibit any item developed from the project book, *Explore the Natural World*.

Natural Resources 3 (SF 50258)

Exhibit any item developed from the project book, *Blaze the Trail*.

Outdoor Adventures 1: (SF 50259)

Exhibit a display illustrating an activity completed from the project manual.

Outdoor Adventures 2 (SF 50259)

Exhibit a display illustrating an activity completed from the project manual.

Outdoor Adventures 3 (SF 50259)

Exhibit a display illustrating an activity completed from the project manual.

Natural Resources Ready4Life Challenge (SF 50267)**Open to 11- to 18-year-olds enrolled in any Natural Resources and Outdoor Adventures project.**

Exhibits in this category must include the following: a) a physical representation of the career or business product such as a model, prototype or display/portfolio that includes images of accomplished work; b) verbal or written explanations that demonstrate knowledge of the related career or business fields, potential careers, and the appropriate requirements for achievement in those fields. The judging criteria for this class values thoroughness of career and/or business exploration and pursuit above the workmanship of the physical specimen on display.

NATURE: FISHING AND WILDLIFE

Each county may submit 3 entries total from 50260, 50261, 50262, 50266, 50263, 50265; and 1 entry from 50291.

Sportsfishing 1 (SF 50260)

Exhibit a product or display made to complete an activity in the *Take the Bait* project manual. This could include, but is not limited to, displays on: different types of fishing tackle, identifying different baits and their uses (no actual bait, please) or identifying the anatomy of a fish. For safety reasons, lures must be placed in a plastic case.

Sportsfishing 2 (SF 50261)

Exhibit a product or display made to complete an activity in the *Reel in the Fun* project manual. This could include, but is not limited to, displays on: different types of knots or rigs and their use; a collection of fishing lures, labeled with their use; or information on preparing and cooking fish (not recipes). For safety reasons, lures must be placed in a plastic case.

Sportsfishing 3 (SF 50262)

Exhibit a product or display made to complete an activity in the *Cast into the Future* project manual. This could include, but is not limited to, displays on: making artificial flies and lures; researching effects of water temperature; sportsfishing careers; or identifying insects that fish eat. For safety reasons, lures must be placed in a plastic case.

Wildlife 1 (SF 50266)

Exhibit any activity developed from the project manual. Be able to explain the importance of and concept behind the exhibit.

Wildlife 2 (SF 50263)

Exhibit any activity developed from the project manual. (Ex. Create a display of the life history of an animal.) Within the exhibit, explain the importance of and concept behind the exhibit.

Wildlife 3 (SF 50265)

Exhibit any activity developed from the project manual. Be able to explain the importance of and concept behind the exhibit.

Fishing & Wildlife Ready4Life Challenge (SF 50291)**Open to 11- to 18-year-olds enrolled in any Fishing or Wildlife project.**

Exhibits in this category must include the following: a) a physical representation of the career or business product such as a model, prototype or display/portfolio that includes images of accomplished work; b) verbal or written explanations that demonstrate

knowledge of the related career or business fields, potential careers, and the appropriate requirements for achievement in those fields. The judging criteria for this class values thoroughness of career and/or business exploration and pursuit above the workmanship of the physical specimen on display.

Exploring Your Environment 1 (not eligible for state fair)

Prepare a display or poster that illustrates an activity from the project manual. The display should demonstrate an understanding of natural and/or manmade environments, how humans affect the environment, or how the environment affects our lives. Include your project manual that documents activity recordkeeping, your answers to activity questions, and details personal thoughts and ideas.

Exploring Your Environment 2 (not eligible for state fair)

Prepare a display or poster that illustrates an activity from the project manual. The display should demonstrate an understanding of one of the following: stewardship of natural resources, investigating greenhouse effects on living organisms, methods of reducing or managing waste in your home or community, or calculating your ecological footprint. Include your project manual that documents activity recordkeeping, your answers to activity questions, and details personal thoughts and ideas.

PHOTOGRAPHY

Each county may submit 3 entries total from 50268, 50269, 50270, 50271, 50272; and 1 entry from 50274.

ALL photos in exhibits must have been taken by the exhibitor. Photo/Model releases from individuals pictured in the exhibitor's photographs are required unless the photograph is of a group in a public place where identification would not be an issue. The release can be obtained at: <https://4h.extension.illinois.edu/members/projects/photography>. Photos may be taken with a camera, an electronic tablet (i.e. iPad), or a cell phone.

ALL photos must be accompanied by details of the camera settings that include:

- a) Camera/device used
- b) Aperture (F-stop)
- c) Exposure time (shutter speed)
- d) ISO (film/sensor sensitivity)
- e) Lighting used (flash, artificial, sunlight, other)
- f) Lens Filters (Ultra-Violet, Polarizing, etc) if used.

Additional details required for Photo Editing ONLY:

- g) Photo editing software/application used (required for ALL edits and retouches except for cropping)
- h) Filters used (lens filters and or digital/software filters)

Members are allowed to shoot on a camera's automatic setting, but should be able to find the metadata information on the photo to discuss the information above.

The exhibition size requirements for all photographs will be:

Minimum image size: 5" x 7"

Maximum image size: 8" x 10"

Maximum exhibit size (including frame): 18" x 20"

All exhibitors must include unframed (taped to the back of the framed exhibit or attached to the project booklet) **original or un-edited** versions of either the same subject or the examples of the same technique that the framed image represents. This will assist the judge in understanding the choices made by the photographer to build the exhibited composition.

NOTE: Images taken with devices that apply an automatic filter will not be eligible for award.

Photography 1 (SF 50268)

Exhibit one framed photo which demonstrates your understanding of a technique you learned from your Photography 1 project manual. No photo editing is allowed in this class except cropping and red eye removal. Be prepared to show the page in the manual of the technique you are demonstrating.

Photography 2 (SF 50269)

Exhibit one of the options listed below:

- Exhibit one framed 8" x 10" close-up photograph using the skills learned on page 62-63 (section: Bits and Pieces) of the project manual titled *Controlling the Image*. No photo editing is allowed in this class except cropping and red eye removal; **OR**
- Exhibit one framed 8" x 10" photo which demonstrate your understanding of a technique you learned from your Photography 2 project manual. No photo editing is allowed in this class except cropping and red eye removal. Be prepared to show the page in the manual of the technique you are demonstrating.

Photography 3 (SF 50270)

Exhibit one of the options listed below:

- Exhibit one framed 8" x 10" still-life photo that demonstrates good composition, including color, form, texture, lighting and depth of field. No photo editing is allowed in this class except cropping and red eye removal; **OR**
- Exhibit one framed 8" x 10" photo which demonstrates your understanding of a technique you learned from your Photography 3 project manual. No photo editing is allowed in this class except cropping and red eye removal. Be prepared to show the page in the manual of the technique you are demonstrating.

Photo Editing (SF 50271)

Open to members in Photography 1, Photography 2, and Photography 3.

Exhibit one framed 8" x 10" photo that has been altered using digital photo-editing techniques (beyond cropping and red-eye reduction). Include a print of the original photo(s), taped to the back of the photo frame. Photos in which an automatic filter was applied at the time the photograph was taken will not be eligible for award.

Photography Innovation Class: (SF 50272)

Open to youth enrolled in Photography 1, 2, and 3.

Demonstrate the skills and knowledge you have gained through the Photography project. **Your exhibit should not fit in the other exhibit options for this project.** The exhibit may include, but isn't limited to, original works, objects, demonstrations, digital presentations, programs, websites, games, apps, performances, or posters which you have made. Choose whatever method best shows what you've learned. You must furnish any equipment you need for your exhibit. Internet service will not be provided for the exhibit. Electronic equipment will only be used during your personal judging time and will not remain on display during the entire exhibit period. All exhibits must include one framed photo illustrative of the work you are presenting.

Photography Ready4Life Challenge (SF 50274)

Open to 11- to 18-year-olds enrolled in any Photography project

Exhibits in this category must include the following: a) a physical representation of the career or business product such as a model, prototype or display/portfolio that includes images of accomplished work; b) verbal or written explanations that demonstrate knowledge of the related career or business fields, potential careers, and the appropriate requirements for achievement in those fields. The judging criteria for this class values thoroughness of career and/or business exploration and pursuit above the workmanship of the physical specimen on display.

PLANTS & SOILS

Plants & Soils 1 (not eligible for state fair)

Prepare a display or poster that illustrates an activity from the project manual. The display should demonstrate an understanding of environmental and internal factors that affect plant growth and the function and characteristics of soil. Include your project journal that documents activity recordkeeping requirements, answers activity questions, and details personal thoughts and ideas.

Plants & Soils 2 (not eligible for state fair)

Prepare a display or poster that illustrates an activity from the project manual. The display should demonstrate an understanding of the composition of plants, the functions of individual plant parts, plant life cycles, and the many ways plants reproduce. Include your project journal that documents activity recordkeeping, answers activity questions, and details personal thoughts and ideas.

Plants & Soils 3 (not eligible for state fair)

Prepare a display or poster that illustrates an activity from the project manual. The display should demonstrate an understanding of the relationship between soil and other cycles found in nature. Displays should also provide an example of a leadership or service-learning experience focused on environmental stewardship. Include your project journal that documents activity recordkeeping requirements, answers activity questions, and details personal thoughts and ideas.

Plants & Soils Ready4Life Challenge (not eligible for state fair)

Open to 11- to 18-year-olds enrolled in any Plants & Soils project.

Exhibits in this category must include the following: a) a physical representation of the career or business product such as a model, prototype or display/portfolio that includes images of accomplished work; b) verbal or written explanations that demonstrate knowledge of the related career or business fields, potential careers, and the appropriate requirements for achievement in those fields. The judging criteria for this class values thoroughness of career and/or business exploration and pursuit above the workmanship of the physical specimen on display.

ROBOTICS

Each county may submit 3 entries total from 50285, 50286, 50288, 50289, 50292; and 1 from 50293.

NOTE: If applicable for their class and display, exhibitors must bring their own computers for demonstration purposes; computers will not be provided. Internet access will not be available.

- Exhibits in classes Robotics 1: Beginning, 50285, and 50286 are designed to be used with LEGO Mindstorms (NXT or EV3).
- Any other programmable robot kit such as Arduino or Raspberry Pi, should be exhibited in Robotics Innovation/Open Source Class (50292).

Robotics 1: Beginning: (not eligible for state fair)

Exhibitors should complete Activities 1-6 in the Robotics 1 with EV3 project book. Exhibitors will design, build and program a robot that can autonomously follow a predetermined path that changes direction at least 4 times during a single run. They will bring their project book, their program code (on laptop or on paper), and a single page write up to share what they learned about the engineering design process and programming.

Robotics 1: Intermediate: (SF 50285)

Exhibitors should complete Activities 7-12 in the Robotics 1 with EV3 project book. Exhibitors will design, build and program a robot that uses at least one sensor to autonomously follow a path, respond to and/or avoid obstacles. Exhibitors in this class must use at least one sensor in their robot design. They will bring their project book, their program code (on laptop or on paper), and a short journal sharing what they learned about the engineering design process and programming throughout their work in the project and specifically while preparing the exhibit.

Robotics 2: (SF 50286)

Exhibitors should complete Activities 1-7 in the Robotics 2 EV3N More project book. Exhibitors will design, build and program a robot that uses sensors and programming to complete one of the challenges provided after registration. They will bring their project book, their program code (on laptop or on paper), and a short journal sharing changes they made to the robot and/or program along the way, and to describe their experience with completing the challenge.

Robotics Innovation Open Source Class (SF 50292)

Open to youth enrolled in Robotics 3, but may also include youth in Robotics 1 or 2 if the exhibits meets the guidelines.

Exhibit an original robot, either homemade or a kit that does not fall under Robotics 1 or 2 that can complete a task using MULTIPLE sensors. If a robot kit is used, then some parts of the robot must be built using other components such as wood, plastic or metal. The

robot can include any types of motors, pneumatics or sensors. The Innovation class can also be used for LEGO Mindstorms or VEX kits where the exhibit does not fall under Robotics 1 or 2 exhibit option. Autonomous control of the robot may also be achieved using an “open source” platform such as Arduino or Raspberry Pi and can be programmed using a coding language that is publicly available. Exhibitors in Robotics Innovation/Open Source class must bring a detailed engineering notebook that describes how the exhibitor designed, built and programmed the exhibit.

Junk Drawer Robotics

All exhibits should be original designs made with everyday objects and materials. Exhibits with purchased kits will not be accepted. Exhibitors are also required to bring their Junk Drawer Robotics Youth Robotics Notebook with the sections completed for the project they are exhibiting, including the sections leading up to the activity they are exhibiting. For example, if a youth is bringing Activity E from Junk Drawer Level 1, they should have robotics notebook sections A-E completed.

Junk Drawer Robotics 1 (not eligible for state fair)

Exhibit any item from the “To Make” activity from the Junk Drawer Robotics Level 1 Book. Be sure all robotics notebook sections within the module being exhibited are filled in.

Junk Drawer Robotics 2 (SF 50288)

Exhibit any item from the “To Make” activity from the Junk Drawer Robotics Level 2 Book. Be sure all robotics notebook sections within the module being exhibited are filled in.

Junk Drawer Robotics 3 (SF 50289)

Exhibit any item from the “To Make” activity from the Junk Drawer Robotics Level 3 Book. Be sure all robotics notebook sections within the module being exhibited are filled in.

Robotics Ready4Life Challenge (SF 50293)

Open to 11- to 18-year-olds enrolled in any Robotics project

Exhibits in this category must include the following: a) a physical representation of the career or business product such as a model, prototype or display/portfolio that includes images of accomplished work; b) verbal or written explanations that demonstrate knowledge of the related career or business fields, potential careers, and the appropriate requirements for achievement in those fields. The judging criteria for this class values thoroughness of career and/or business exploration and pursuit above the workmanship of the physical specimen on display.

SHOOTING SPORTS

Each county may submit 2 entries total from 50380, 50381, 50382, 50383, 50384; and 1 from 50385.

Participants must be a member of an approved 4-H Shooting Sports Club to exhibit. All exhibits should be posters or stand-alone items suitable for display to the general public. Stand-alone items have the intent to enhance the discipline such as a quiver, gun case, gun sling, locking cabinet, gun or target stand, sporting clays equipment wagon, etc. Exhibits deemed to be inappropriate by a superintendent will not be displayed.

NOTE: Shooting Sports Displays have the following prohibitions:

- No live ammunition.
- No knives or arrow tips (including field points, hunting broadheads, etc.).
- No functional or non-functional bows, firearms or firearm parts that could be reassembled are allowed.
- No humanoid shaped targets or reference to paintball, laser tag, air-soft, or pointing of any type of firearm or bow toward another person is allowed.
- No display involving primarily tactical design firearms (i.e. AR platform or military type firearms).
- No reference or use of the word “weapon” should be used in a display.
- Make sure there are no safety violations in your display. (Example: no earplugs or safety glasses in a picture of a person shooting a firearm.)

Shooting Sports: Archery Display (SF 50380)

Exhibit a poster or stand-alone display depicting safe archery handling, range safety, the parts of the bow, tracking the target, target sighting, or another topic you have learned through the 4-H Shooting Sports program.

Shooting Sports: Rifle Display (SF 50381)

Exhibit a poster or stand-alone display depicting safe firearm handling, range safety, the parts of the rifle, tracking the target, target sighting, or another topic you have learned through the 4-H Shooting Sports program.

Shooting Sports: Shotgun Display (SF 50382)

Exhibit a poster or stand-alone display depicting safe firearm handling, range safety, the parts of the shotgun, tracking the target, target sighting, or another topic you have learned through the 4-H Shooting Sports program.

Shooting Sports: Hunting & Outdoor Skills Display (SF 50383)

Exhibit a poster or stand-alone display related to something you learned in the Hunting & Outdoor Skills project.

Shooting Sports: Pistol Display (SF 50384)

Exhibit a poster or stand-alone display depicting safe firearm handling, range safety, the parts of the pistol, tracking the target, target sighting, or another topic you have learned through the 4-H Shooting Sports program.

Shooting Sports Ready4Life Challenge (SF 50385)

Open to 11- to 18-year-olds enrolled in any Shooting Sports project.

Exhibits in this category must include the following: a) a physical representation of the career or business product such as a model, prototype or display/portfolio that includes images of accomplished work; b) verbal or written explanations that demonstrate knowledge of the related career or business fields, potential careers, and the appropriate requirements for achievement in those fields. The judging criteria for this class values thoroughness of career and/or business exploration and pursuit above the workmanship of the physical specimen on display.

SMALL ENGINES

Each county may submit 1 entry total for 50294; and 1 entry for 50297.

Small Engine displays must be no larger than 4' x 4' display board. Exhibits must be portable. No complete engines, lawn tractors, tillers, chainsaws, etc. are permitted for display. No electrical power is available for displays/exhibits.

Small Engines 1 (SF 50294)

Exhibit a display, selecting one of the following items:

- **Ignition System:** Identify the parts of the ignition system and explain how magnetic energy is produced through the ignition system to ignite the spark plug; **OR**
- **Compression System:** Explain how heat energy is produced by an engine and converted into mechanical energy; **OR**
- **Heat Transfer:** Explain how heat is transferred through the cooling and lubrication system of an air-cooled or water-cooled engine; **OR**
- **Filter Maintenance:** Explain the proper maintenance and cleaning of the air, fuel and oil filters of an engine; **OR**
- **What does a serial number reveal?:** Explain the various information that can be learned from the serial number or identification number stamped on the shroud of a Briggs & Stratton engine; **OR**
- **Tools to do the job:** Identify and explain the function(s) of different specialty tools needed for small engine work; **OR**
- **Experimentation:** Explain through illustration an experiment you conducted from the project manual showing the results of your work.

Small Engines 2 (SF 50294)

Exhibit a display, selecting one of the following items:

- **Ignition System:** Identify the parts of the ignition system and explain how magnetic energy is produced through the ignition system to ignite the spark plug; **OR**
- **Compression System:** Explain how heat energy is produced by an engine and converted into mechanical energy; **OR**
- **Heat Transfer:** Explain how heat is transferred through the cooling and lubrication system of an air-cooled or water-cooled engine; **OR**
- **Filter Maintenance:** Explain the proper maintenance and cleaning of the air, fuel and oil filters of an engine; **OR**
- **What does a serial number reveal?:** Explain the various information that can be learned from the serial number or

identification number stamped on the shroud of a Briggs & Stratton engine; **OR**

- **Tools to do the job:** Identify and explain the function(s) of different specialty tools needed for small engine work; **OR**
- **Experimentation:** Explain through illustration an experiment you conducted from the project manual showing the results of your work.

Small Engines 3 (SF 50294)

Exhibit a display, selecting one of the following items:

- **Ignition System:** Identify the parts of the ignition system and explain how magnetic energy is produced through the ignition system to ignite the spark plug; **OR**
- **Compression System:** Explain how heat energy is produced by an engine and converted into mechanical energy; **OR**
- **Heat Transfer:** Explain how heat is transferred through the cooling and lubrication system of an air-cooled or water-cooled engine; **OR**
- **Filter Maintenance:** Explain the proper maintenance and cleaning of the air, fuel and oil filters of an engine; **OR**
- **What does a serial number reveal?:** Explain the various information that can be learned from the serial number or identification number stamped on the shroud of a Briggs & Stratton engine; **OR**
- **Tools to do the job:** Identify and explain the function(s) of different specialty tools needed for small engine work; **OR**
- **Experimentation:** Explain through illustration an experiment you conducted from the project manual showing the results of your work.

Small Engines Ready4Life Challenge (SF 50297)

Open to 11- to 18-year-olds enrolled in any Small Engines project.

Exhibits in this category must include the following: a) a physical representation of the career or business product such as a model, prototype or display/portfolio that includes images of accomplished work; b) verbal or written explanations that demonstrate knowledge of the related career or business fields, potential careers, and the appropriate requirements for achievement in those fields. The judging criteria for this class values thoroughness of career and/or business exploration and pursuit above the workmanship of the physical specimen on display.

THEATRE ARTS

Each county may submit 3 entries total for 50299, 50301, 50302; and 1 entry for 50304.

Theatre Arts 1 (SF 50299)

Exhibit one of the following items:

- Portfolio of acting activities completed during the current year (A video of performances is not considered a portfolio and will not be accepted for exhibit.); **OR**
- Display illustrating a drawing/photograph of a clown character created by the exhibitor; **OR**
- Display illustrating a picture story developed by the exhibitor.

Theatre Arts 3 (SF 50301)

Exhibit one of the following items:

- Portfolio of activities for set design; make-up; or sound, props, or costuming completed during the current year; **OR**
- Display that includes sound, props and costume charts appropriate for a selected scene from a story or play (limited to no more than 8 items); **OR**
- Display a scenic design model to depict a scene from a script; **OR**
- Display illustrating a character with make-up drawn or colored in. Include a photograph of a person wearing the make-up and information on the character's personality or part in the play.

Theatre Arts Innovation Class (SF 50302)

Open to youth enrolled in Theatre Arts.

Demonstrate the skills and knowledge you have gained through Theatre Arts project. The exhibit may include, but isn't limited to, original works, objects, demonstrations, digital presentations, programs, websites, games, apps, performances, or posters which you have made. Choose whatever method best shows what you've learned. Your exhibit should not fit in the other exhibit options for this project. You must furnish any equipment you need for your exhibit. Internet service will not be provided for the exhibit. All exhibits must include something visual, such as a printed copy of a digital presentation, which will remain on display during the exhibition. Electronic equipment will only be used during your personal judging time and will not remain on display during the entire exhibit period.

Theatre Arts Ready4Life Challenge (SF 50304)

Open to 11- to 18-year-olds enrolled in any Theatre project

Exhibits in this category must include the following: a) a physical representation of the career or business product such as a model, prototype or display/portfolio that includes images of accomplished work; b) verbal or written explanations that demonstrate knowledge of the related career or business fields, potential careers, and the appropriate requirements for achievement in those fields. The judging criteria for this class values thoroughness of career and/or business exploration and pursuit above the workmanship of the physical specimen on display.

TRACTOR

Each county may submit 2 entries total for 50306, 50307, 50308, 50309, 50310; and 1 entry for 50312.

Tractor A (SF 50306)

Exhibit a display or poster that illustrates one of the following topics: tractor safety; care and maintenance; the tractor as a valuable farm machine; or an activity listed in the 4-H project manual.

Tractor B (SF 50307)

Exhibit a display or poster that illustrates one of the following topics: cause and prevention of rollovers; diagram how an air cleaner works; diagram and identify an engine cooling system; regulations for battery & oil disposal; or another activity listed in the 4-H project manual.

Tractor C (SF 50308)

Exhibit a display or poster that illustrates one of the following topics: wagon and bin hazards; diagram and identify open and closed hydraulic systems; mower types and safety features; conveyor types and safety features; or another activity listed in the 4-H project manual.

Tractor D (SF 50309)

Exhibit a display or poster that illustrates one of the following topics: method of winterizing a tractor; chemical uses and required safety equipment; parts and process of internal combustion engine; procedure for cleaning and flushing tractor radiator; or another activity.

Tractor Innovation Class (SF 50310)

Open to youth enrolled in Tractor A, B, C or D.

Demonstrate the skills and knowledge you have gained through the Tractor project. This could be related to, but not limited to, advancements in technology, enhancements to crop production, or a topic of interest to the member related to tractors or farm machinery. The exhibit may include, but isn't limited to, original works, objects, demonstrations, digital presentations, programs, websites, games, apps, performances, or posters which you have made. Choose whatever method best shows what you've learned. Your exhibit should not fit in the other exhibit options for this project. You must furnish any equipment you need for your exhibit. Internet service will not be provided for the exhibit. All exhibits must include something visual, such as a printed copy of a digital presentation, which will remain on display during the exhibition. Electronic equipment will only be used during your personal judging time and will not remain on display during the entire exhibit period.

Tractor Ready4Life Challenge (SF 50312)

Open to 11- to 18-year-olds enrolled in any Tractor project

Exhibits in this category must include the following: a) a physical representation of the career or business product such as a model, prototype or display/portfolio that includes images of accomplished work; b) verbal or written explanations that demonstrate knowledge of the related career or business fields, potential careers, and the appropriate requirements for achievement in those fields. The judging criteria for this class values thoroughness of career and/or business exploration and pursuit above the workmanship of the physical specimen on display.

VETERINARY SCIENCE

Each county may submit 1 entry total from 50320; and 1 entry from 50322.

Veterinary Science 1 (SF 50320)

Prepare a display focusing on any activity related to the veterinary science project. The exhibit may include, but isn't limited to, original works, objects, demonstrations, digital presentations, programs, websites, games, apps, performances, or posters which you have made. Choose whatever method best shows what you've learned. You must furnish any equipment you need for your exhibit. Internet service will not be provided for the exhibit. All exhibits must include something visual, such as a printed copy of a digital presentation, which will remain on display during the exhibition. Electronic equipment will only be used during your personal judging time and will not remain on display during the entire exhibit period. Live animals are not permitted as exhibits in this area. For safety reasons, exhibits cannot include glass, syringes with needles or any other sharp objects.

Veterinary Science 2 (SF 50320)

Prepare a display focusing on any activity related to the veterinary science project. The exhibit may include, but isn't limited to, original works, objects, demonstrations, digital presentations, programs, websites, games, apps, performances, or posters which you have made. Choose whatever method best shows what you've learned. You must furnish any equipment you need for your exhibit. Internet service will not be provided for the exhibit. All exhibits must include something visual, such as a printed copy of a digital presentation, which will remain on display during the exhibition. Electronic equipment will only be used during your personal judging time and will not remain on display during the entire exhibit period. Live animals are not permitted as exhibits in this area. For safety reasons, exhibits cannot include glass, syringes with needles or any other sharp objects.

Veterinary Science 3 (SF 50320)

Prepare a display focusing on any activity related to the veterinary science project. The exhibit may include, but isn't limited to, original works, objects, demonstrations, digital presentations, programs, websites, games, apps, performances, or posters which you have made. Choose whatever method best shows what you've learned. You must furnish any equipment you need for your exhibit. Internet service will not be provided for the exhibit. All exhibits must include something visual, such as a printed copy of a digital presentation, which will remain on display during the exhibition. Electronic equipment will only be used during your personal judging time and will not remain on display during the entire exhibit period. Live animals are not permitted as exhibits in this area. For safety reasons, exhibits cannot include glass, syringes with needles or any other sharp objects.

Veterinary Science Ready4Life Challenge (SF 50322)

Open to 11- to 18-year-olds enrolled in any Veterinary Science project

Exhibits in this category must include the following: a) a physical representation of the career or business product such as a model, prototype or display/portfolio that includes images of accomplished work; b) verbal or written explanations that demonstrate knowledge of the related career or business fields, potential careers, and the appropriate requirements for achievement in those fields. The judging criteria for this class values thoroughness of career and/or business exploration and pursuit above the workmanship of the physical specimen on display.

VIDEO/FILMMAKING

Each county may submit 3 entries total from 50324, 50325, 50326, 50327, 50328; and 1 entry from 50330. Enrollment in the Video project is required to exhibit in the classes in this section.

All Exhibitors must bring their video to be judged on a USB flash drive and saved in .MP4 format. Exhibitors are encouraged to post their video on YouTube.com in advance of State Fair. Exhibitors may choose whether to make the video "public, unlisted" (someone must have the link to view it), or "private" (only people you choose may view it). This will allow fairgoers to view the exhibits on display. There will be monitors at the exhibit table for viewing videos so exhibitors will NOT need to bring a laptop or device for viewing.

Requirements that apply to ALL video classes:

Video submissions should be no longer than five (5) minutes in length (unless noted differently in class description). Videos are to be

original and a result of the member's current year's work. Criteria for judging shall include: (1) Evidence of story line; (2) Use of camera angles; (3) Use of zooming techniques; and (4) Smoothness of scene changes. Image and sound quality will be considered in relation to equipment available to and used by exhibitor. All videos should comply with copyright regulations and display an image that is appropriate for 4-H audiences. No time or date should be imprinted on the video footage. All videos should include an opening title screen, as well as closing credits which include date of production, name of video exhibitor and research sources if appropriate. **All Video/Filmmaking exhibitors must include a printed copy of materials which will remain on display.**

Commercial or Promotional Video (SF 50324)

Prepare a short video (30 seconds to 1 minute in length) that promotes an event, advertises a specific project/product, or is a public service announcement. The video should demonstrate skills in making and editing video.

Animated Video (SF 50325)

Video in this class should represent creative animation of original artwork created by the exhibitor and may include stop motion techniques. Media might include images created with graphics software or hand-drawn images.

Documentary (SF 50326)

Video in this class should represent a research-based investigation into a topic of choice. Video credits should list research sources and may include paper or electronically published materials, as well as interviews with experts or constituents related to the topic of investigation.

Short Story or Short Narrative (SF 50327)

Prepare a short video that tells a story. The video should demonstrate skills in making and editing video.

Video/Filmmaking Innovation Class (SF 50328)

Open to youth enrolled in Video/Filmmaking

Demonstrate the skills and knowledge you have gained through the Video project. **Your exhibit should not fit in the other exhibit options for this project.** The exhibit may include, but isn't limited to, original works, objects, demonstrations, digital presentations, programs, websites, games, apps, performances, or posters which you have made. Choose whatever method best shows what you've learned. You must furnish any equipment you need for your exhibit. Internet service will not be provided for the exhibit. All exhibits must include something visual, such as a printed copy of a digital presentation, which will remain on display during the exhibition. Electronic equipment will only be used during your personal judging time and will not remain on display during the entire exhibit period.

Video/Film Ready4Life Challenge (SF 50330)

Open to 11- to 18-year-olds enrolled in any Video/Film project.

Exhibits in this category must include the following: a) a physical representation of the career or business product such as a model, prototype or display/portfolio that includes images of accomplished work; b) verbal or written explanations that demonstrate knowledge of the related career or business fields, potential careers, and the appropriate requirements for achievement in those fields. The judging criteria for this class values thoroughness of career and/or business exploration and pursuit above the workmanship of the physical specimen on display.

VISUAL ARTS

Each county may submit one entry from these projects:

- Food/Cake Decorating (1 total from 50332, 50333, 50334, 50335)
- Chalk/Carbon/Pigment on wood, metal or textiles (Division B) 50352
- Clay 50337
- Computer-Generated Art 50338
- Fiber 50339
- Fiber Non-Original Ages 8-10 Only 50350
- Glass/Plastic 50340
- Heritage Arts 50341
- Leather 50321
- Metal 50342
- Nature 50343

- Paper 50344
- Three-Dimensional Design/Mixed Media 50348
- Wood 50349
- Ready4Life 50351

Each county may submit two entries from:

- Chalk/Carbon/Pigment on canvas, paper or glass (Division A) 50336
- Scrapbooking (2 total from 50345, 50346, 50347)

Exhibitors must be enrolled in the Visual Arts project category in which they are exhibiting. Exhibitors are encouraged to date the project when it is made. All visual arts exhibits are evaluated using a visual arts rubric which takes into account correct use of design elements; craftsmanship; and creativity.

Articles exhibited must be an original design created by the exhibitor (except in heritage arts which may follow a pattern AND Fiber-Non Original Ages 8-10 ONLY). Copyrighted or trademarked designs are not acceptable; this includes Team or School logos. Kits and preformed molds are not considered original and are not acceptable in any Visual Arts Class. Combining parts of different patterns (pictures, photographs, images from the internet or a magazine) with the member's own ideas can result in an original design, but simply changing the color, pattern and/or size of a pattern does NOT make the design original. This also applies for ideas found on a site such as Pinterest. If you see something on Pinterest that you like, create something different using the concept, however, it MUST NOT look exactly like something the judge can search for and find on the internet. The exhibit must combine parts of different patterns and/or ideas with the concepts of the member, however changing the color or changing the size of the item or pattern used does NOT make it original. If you create a replica of what you see somewhere else, it is not your original design. If a photo, sketch, or other idea source was used, submit it with your entry, firmly attached to your exhibit. Be prepared to explain how and where you got the idea for this project.

Members wishing to exhibit a quilt made from a pattern may enter it in Heritage Arts. Quilts exhibited in the Visual Arts – Heritage Arts area will be evaluated using a visual arts rubric which takes into account correct use of design elements; craftsmanship; and creativity. All work on the quilt MUST be completed by the 4-H member. You cannot exhibit a quilt that was quilted by someone else.

Visual Arts Food/Cake Decorating Beginning (SF 50332)

Exhibit one of the following:

- Exhibit four decorated cookies, using a minimum of four different techniques. Exhibit may use cookies OR cookie forms.
- Exhibit four decorated cupcakes, using a minimum of four different techniques. Exhibit may use cupcakes OR cupcake forms.
- Exhibit a single layer decorated cake, using a minimum of four different techniques. Exhibit may use cake OR cake form.

Visual Arts Food/Cake Decorating Intermediate (SF 50333)

Exhibit one of the following:

- Exhibit four decorated cookies, using a minimum of five Level 2 techniques. Exhibit may use cookies OR cookie forms.
- Exhibit four decorated cupcakes, using a minimum of five Level 2 techniques. Exhibit may use cupcakes OR cupcake forms.
- Exhibit a single layer or two-layer cakes, using a minimum of five Level 2 techniques. Exhibit may use cake OR cake forms.

Visual Arts Food/Cake Decorating Advanced (SF 50334)

- Exhibit a decorated, stacked or multi-layer cake; or a tiered cake, using a minimum of four Level 3 techniques. Exhibit may use cake OR cake forms.

Visual Arts Food/Cake Decorating Master (SF 50335)

Exhibit to include a one-page written description of your project, including goals, plans, accomplishments, and evaluation of results. Include up to four pictures of your accomplishments **AND** exhibit an original design decorated cake using more than five techniques. Exhibit may use cake OR cake forms.

Visual Arts Chalk/Carbon/Pigment

Enter the division based on the type of material on which the art was created.

Division A: Canvas, Paper, Glass (SF 50336)

Any original artwork done with pencils, chalk, pens, ink, paint, charcoal, dyes, etc. on canvas, paper, or glass. This would include all painting, sketching, drawing, cartooning, original non-computer generated graphics, printing, etc. Painted and/or glazed pre-formed ceramics and painted porcelain dolls are not eligible for State Fair exhibit. Drawings and paintings should be matted or framed under glass. (Exceptions: Oil and acrylic paintings do not require glass and are not required to be matted.) Watercolor, chalk, pen & ink,

computer-generated art, etc. do require some protective covering. Gallery frames are acceptable. Canvas paintings that continue “over the edges” are acceptable without frames; however, the piece must still be prepared for hanging. Matted pieces without frames are acceptable, however the piece must be prepared for hanging OR it must include a photo of the artwork being displayed in a non-hanging manner. There is no specific requirement for the type of mat used.

Division B: Wood, Metal, Textiles (SF 50352)

Any original artwork done with pencils, chalk, pens, ink, paint, charcoal, dyes, etc., on wood, metal, or textiles. Painted and/or glazed pre-formed ceramics and painted porcelain dolls are not eligible for State Fair exhibit. Any exhibits created as a piece of wall art must be prepared for hanging.

Visual Arts Clay (SF 50337)

Any original item made of clay; may be fired or unfired, hand formed or thrown on a wheel. Self-hardening clays are fine. Fire/oven-cured and cornstarch clay could be accepted. Items can include, but are not limited to, clay statues, bowls, jewelry, etc. Pre-formed ceramics are not eligible for State Fair exhibit.

Visual Arts Computer-Generated Art (SF 50338)

Any original art created in any software package. Exhibit may not include scanned work, clip art, downloaded images from the internet, any imported image, or photographs. All pixels must be original. Photo mosaics are NOT allowed. Exhibitors in this class (like all other classes in this sub-section) must be enrolled in Visual Arts; Computer project enrollment is not required. NOTE: Wood and metal exhibits created through the use of laser cutting programs/devices should be entered in this class. Plastic exhibits with an artistic focus created using a 3-D printer should be entered in this class. If the art created is designed to hang, then the entry should have some protective covering, such as a glass frame, and prepared for hanging. If the art is something that has been created with a laser cutting program/device and is NOT designed to hang, it does not require protective covering nor does it need to be prepared to hang.

Visual Arts Fiber (SF 50339)

Any original item made of fiber. Examples are quilts, fabric collage, soft sculpture, stitchery, weaving, embroidery, cross-stitch, wearable art, hooking, braiding, duct tape artistry, string art, and baskets. **Original** cross-stitched, knitted, crocheted or quilted items belong in this Fiber class. **Non-original** cross-stitched, knitted, crocheted or quilted items should be entered in Heritage Arts. Machine knitted items are not appropriate for this class.

Visual Arts Fiber Non-Original AGES 8-10 ONLY (SF 50350)

Any non-original item made of fiber. Examples are fabric collage, soft sculpture, stitchery, weaving, embroidery, cross-stitch, crocheting, knitting, weaving, hooking, and felting. Exhibitors may use a pattern and/or an idea generated from another source.

Visual Arts Glass/Plastic (SF 50340)

Any original item made of glass or plastic. Possible items to exhibit include stained glass, etched glass (original design), mosaics made of glass, glass beading, plastic jewelry (friendly plastic). Interlocking building block creations (i.e. LEGOS) are not suitable for State Fair entry. Stepping stones or wall hangings that include cement decorated with glass or plastic items are not suitable for this class.

Visual Arts Heritage Arts (SF 50341)

Exhibit an item of **traditional** art learned from another person or **from a pattern** (NO KITS may be entered in this class). Non-original cross-stitched, knitted and crocheted items by pattern fit in this class. ALL ORIGINAL cross-stitched, knitted and crocheted items should be exhibited in Fiber Arts; (machine knitted items ARE NOT acceptable for this class.) Other possibilities include: needlepoint, counted cross-stitch, crewel, embroidery, cut work, hardanger embroidery (embroidery openwork), macramé, baskets, candles, pysanki (decorated eggs), leather, quilts, baskets (made using a traditional pattern), traditional handmade dolls with handmade costumes, soaps made using nature dyes also can be made using hand-made molds or broken into chunks for display or candles. No machine quilting allowed in Heritage Arts. Exhibitors must also bring 1) the pattern or a copy of the pattern they used to create their traditional art; and 2) a description of the traditional origins of their art choice.

Visual Arts Leather (SF 50321)

Exhibit one of the following options using leather:

- Leather Stamping: Exhibit should utilize one or more stamping techniques – exhibit examples include items such as belt; coasters; bookmark; key chain; wrist bracelet.
- Leather Carving or Tooling: Exhibit should use simple swivel knife tooling techniques or may incorporate several swivel knife-tooling designs or patterns – exhibit examples include items such as belt; pictorial carving; key case.
- Leather Lacing: Exhibit to include stamping and/or carving techniques incorporated with lacing techniques – exhibit examples

include items such as wallets; purses; etc.

- **Leather Stitching:** Exhibit may include stamping; carving and/or lacing techniques and should be a leather item or article of apparel, which incorporates hand-sewing and/or machine stitching techniques. Hand-sewing and/or machine stitching must be the work of the exhibitor.

Visual Arts Metal (SF 50342)

Any original item made of metal such as sculpture, tin punch, engraved metal, and jewelry. Items intended for industrial use (as tools and/or shop items) are not considered part of this Visual Arts project and are not eligible for entry. Metal items that have been partially or totally created through the use of laser cutting programs/devices should be entered in Computer-Generated Art.

Visual Arts Nature (SF 50343)

Any original item made of natural material such as wreaths, cornhusk dolls, etc. Items should be made of natural materials (which may be purchased) but securing elements such as glue and wire may be used in the inner construction as long as they do not detract from the overall "natural" appearance. Articles such as dried pressed flowers may be displayed under glass since it is necessary for protection/preservation of the natural materials. Candles are not suitable as entries. All baskets should be entered in Heritage Arts.

Visual Arts Paper (SF 50344)

Any original item made of paper. Examples could include origami; greeting cards; paper-cut designs, paper mache, hand-made paper, paper collage, paper models of architecture, quilling, etc. Paper twist articles, made from directions in craft books and stores ARE NOT original and are not appropriate for this class. Scrapbooks should be exhibited in Visual Arts Scrapbooking.

Visual Arts Scrapbooking, Beginning (SF 50345)

Exhibit one album or notebook, either 8 ½" x 11" or 12" x 12", with a front and back cover. The album/notebook must have a minimum of 4 pages (front and back, 8 sides), exhibited in page protectors. "Embellishments" are defined as the decorations or special details and features that add to a page and make it more visually appealing. Embellishments may include, but are not limited to, ribbon, clips, special lettering, etc. Beginners must use a minimum of four embellishments and tell a story with pictures.

Visual Arts Scrapbooking, Intermediate (SF 50346)

Exhibit one album or notebook, either 8 ½" x 11" or 12" x 12", with a front and back cover. The album/notebook must have a minimum of 4 pages (front and back, 8 sides), exhibited in page protectors. "Embellishments" are defined as the decorations or special details and features that add to a page and make it more visually appealing. Embellishments may include, but are not limited to, ribbon, clips, special lettering, etc. Intermediate level exhibitors must use a minimum of eight embellishments and tell a story with pictures and journaling.

Visual Arts Scrapbooking, Advanced (SF 50347)

Exhibit one album or notebook, either 8 ½" x 11" or 12" x 12", with a front and back cover. The album/notebook must have a minimum of 4 pages (front and back, 8 sides), exhibited in page protectors. "Embellishments" are defined as the decorations or special details and features that add to a page and make it more visually appealing. Embellishments may include, but are not limited to, ribbon, clips, special lettering, etc. Advance level exhibitors must use a minimum of 12 embellishments and tell a compelling story with pictures, journaling, and other media.

Visual Arts Three-Dimensional Design/Mixed Media (SF 50348)

Art pieces in this class must be comprised of **at least three different media**. No one medium can make up more than 40% of a piece. The piece should **be either freestanding or should be prepared to be hung**. It must be observable on at least three different sides. Originality and design are important concepts. Craft and preformed or assembled projects are not acceptable.

Visual Arts Wood (SF 50349)

Any original item made of wood (wood carving, sculpture, collage, wood burning, etc.). Utilitarian wood items made from patterns or kits (e.g. outdoor or indoor furniture, shelves) should be entered in woodworking, not in visual arts. Popsicle stick crafts are not acceptable for State Fair entry. Wood items that have been partially or totally created through the use of laser cutting programs/devices should be entered in Computer-Generated Art. All Visual Arts Wood exhibits **MUST** have an artistic element that the exhibitor can explain. Furniture built by the exhibitor aligns with the Woodworking project area – unless the element to be judged is wood carving or wood burning that is one element of the exhibit. Exhibits will be judged using a Visual Arts Rubric and not a woodworking construction rubric.

Visual Arts Ready4Life Challenge (SF 50351)

Open to 11- to 18-year-olds enrolled in any Visual Arts project.

Exhibits in this category must include the following: a) a physical representation of the career or business product such as a model, prototype or display/portfolio that includes images of accomplished work; b) verbal or written explanations that demonstrate knowledge of the related career or business fields, potential careers, and the appropriate requirements for achievement in those fields. The judging criteria for this class values thoroughness of career and/or business exploration and pursuit above the workmanship of the physical specimen on display.

WEATHER

Each county may submit 1 entry total 50392, 50393, 50394; and 1 entry from 50395.

Weather and Climate Science 1 (SF 50392)

Exhibit any product or display illustrating an activity from the book. The exhibit may include, but isn't limited to, original works, objects, demonstrations, digital presentations, programs, websites, games, apps, performances, or posters which you have made. Choose whatever method best shows what you've learned. You must furnish any equipment you need for your exhibit. Internet service will not be provided for the exhibit. All exhibits must include something visual, such as a printed copy of a digital presentation, which will remain on display during the exhibition. Electronic equipment will only be used during your personal judging time and will not remain on display during the entire exhibit period.

Weather and Climate Science 2 (SF 50393)

Exhibit any product or display illustrating an activity from the book. The exhibit may include, but isn't limited to, original works, objects, demonstrations, digital presentations, programs, websites, games, apps, performances, or posters which you have made. Choose whatever method best shows what you've learned. You must furnish any equipment you need for your exhibit. Internet service will not be provided for the exhibit. All exhibits must include something visual, such as a printed copy of a digital presentation, which will remain on display during the exhibition. Electronic equipment will only be used during your personal judging time and will not remain on display during the entire exhibit period.

Weather and Climate Science 3 (SF 50394)

Exhibit any product or display illustrating an activity from the book. The exhibit may include, but isn't limited to, original works, objects, demonstrations, digital presentations, programs, websites, games, apps, performances, or posters which you have made. Choose whatever method best shows what you've learned. You must furnish any equipment you need for your exhibit. Internet service will not be provided for the exhibit. All exhibits must include something visual, such as a printed copy of a digital presentation, which will remain on display during the exhibition. Electronic equipment will only be used during your personal judging time and will not remain on display during the entire exhibit period.

Weather Ready4Life Challenge (SF 50395)

Open to 11- to 18-year-olds enrolled in any Weather and Climate project.

Exhibits in this category must include the following: a) a physical representation of the career or business product such as a model, prototype or display/portfolio that includes images of accomplished work; b) verbal or written explanations that demonstrate knowledge of the related career or business fields, potential careers, and the appropriate requirements for achievement in those fields. The judging criteria for this class values thoroughness of career and/or business exploration and pursuit above the workmanship of the physical specimen on display.

WELDING

Each county may submit 2 entries total from 50353; and 1 entry from 50355.

Welding (SF 50353)

This exhibit class is open to members who are in the 7th grade and higher. Exhibit one arc weldment/item demonstrating the skill level of the exhibitor. Members new to the project should consider selecting a weldment from the suggested *Weldment List* found on page 43 of *Arcs and Sparks* (4-H 573 – Shielded Metal Arc Welding). **This class is for industrial welding only.** (Members that wish to use welding to

create objects with an artistic appeal should consider enrolling in the 4-H Visual Arts project and consider entering those types of exhibits in the Visual Arts – Metal class.) Exhibits must be portable and cannot be exhibited on a trailer.

Welding Ready4Life Challenge (SF 50355)

(Open to 11- to 18-year-olds enrolled in any Welding project)

Exhibits in this category must include the following: a) a physical representation of the career or business product such as a model, prototype or display/portfolio that includes images of accomplished work; b) verbal or written explanations that demonstrate knowledge of the related career or business fields, potential careers, and the appropriate requirements for achievement in those fields. The judging criteria for this class values thoroughness of career and/or business exploration and pursuit above the workmanship of the physical specimen on display.

WOODWORKING

Each county may submit 2 entries total from 50357, 50358, 50359, 50360; and 1 entry from 50362.

Woodworking 1 (SF 50357)

Any item made of wood constructed or refinished by the member, appropriate for their age, skills and ability in this project. Pre-cut kits assembled by the member are not acceptable. Exhibits must be portable and cannot be exhibited on a trailer.

Woodworking 2 (SF 50358)

Any item made of wood constructed or refinished by the member, appropriate for their age, skills and ability in this project. Pre-cut kits assembled by the member are not acceptable. Exhibits must be portable, and cannot be exhibited on a trailer.

Woodworking 3 (SF 50359)

Any item made of wood constructed or refinished by the member, appropriate for their age, skills and ability in this project. Pre-cut kits assembled by the member are not acceptable. Exhibits must be portable, and cannot be exhibited on a trailer.

Woodworking 4 (SF 50360)

Any item made of wood constructed or refinished by the member, appropriate for their age, skills and ability in this project. Pre-cut kits assembled by the member are not acceptable. Exhibits must be portable, and cannot be exhibited on a trailer.

Woodworking Ready4Life Challenge (SF 50362)

Open to 11- to 18-year-olds enrolled in any Woodworking project

Exhibits in this category must include the following: a) a physical representation of the career or business product such as a model, prototype or display/portfolio that includes images of accomplished work; b) verbal or written explanations that demonstrate knowledge of the related career or business fields, potential careers, and the appropriate requirements for achievement in those fields. The judging criteria for this class values thoroughness of career and/or business exploration and pursuit above the workmanship of the physical specimen on display.

JOIN | THE REVOLUTION OF RESPONSIBILITY

UNIVERSITY OF ILLINOIS EXTENSION 4-H MEMBER CODE OF CONDUCT

The opportunity to participate in or attend 4-H activities is a privilege and not a right.

ALL participants (including Parents & Guardian) of the Illinois 4-H/Youth Development program, which is the youth component of programs planned, conducted, and supervised by University of Illinois Extension, are responsible for their conduct to U of I Extension personnel and/or volunteers of the 4- H/Youth Development program.

4-H member's behavior is expected to demonstrate and uphold the values of the Illinois 4-H program through character traits

of trustworthiness, respect, responsibility, fairness, caring, and citizenship.

Specifically, 4-H members are expected to maintain the following standards:

- ✓ Be courteous and respect others.
- ✓ Obey all rules set by members of their club/group and those set for 4-H activities in which they participate.
- ✓ Treat all people fairly and animals humanely.
- ✓ Respect the property of others.
- ✓ Respect the authority of adult and youth volunteers and others in leadership roles.
- ✓ Avoid profane and abusive language.
- ✓ Show kindness to others and give assistance when needed.
- ✓ Be honest and honor commitments.
- ✓ Do their best and keep trying to improve.
- ✓ Accept responsibility for their own choices.

The following conduct will not be allowed while participating in any 4-H event or activity and is subject to disciplinary action:

- ◆ Possession, use or distribution of alcohol & other controlled substances & tobacco products. **(Information about prescription drugs should be provided to club leader or coordinator of the 4-H activity.)**
- ◆ Theft or destruction of public or private property.
- ◆ Involvement in sexual misconduct or harassment.
- ◆ Unauthorized possession or use of weapons or dangerous materials (including fireworks).
- ◆ Fighting or other acts of violence.



Illinois Extension
UNIVERSITY OF ILLINOIS URBANA-CHAMPAIGN



COLLEGE OF AGRICULTURAL, CONSUMER & ENVIRONMENTAL SCIENCES

University of Illinois | U.S. Department of Agriculture | Local Extension Councils

Cooperating University of Illinois Extension provides equal opportunities in programs and employment.



Friday, June 25, 9:00 a.m. Western Illinois Fairgrounds Livestock Arena

This is a contest that will test your showmanship abilities along with your general knowledge of livestock.

Who is eligible? Any 4-H'er that is:

- 10 and older as of 9/1/20 (State guidelines).
- Two divisions: Junior: age 10-13 and Senior: age 14 and over (as of 9/1/20).
- Previous winners of the Jr. division advance to senior division.
- Participants must be enrolled in a livestock project.

How does it work?

Each 4-H'er will show one ring of beef, sheep and swine.

If they do not personally own these species, it is their responsibility to borrow livestock from willing owners on the fairgrounds. They will be asked questions about each species by the judge to get a better idea of how much the exhibitor knows about each one (general health, epd's, etc.) Each contestant will be rated on a point system. One winner will be selected from each division (beef, sheep and swine) and then one overall winner. Prizes will be awarded to each division and overall winners.

Illinois State Fair Master Showmanship Contest-The overall Senior Showmanship winner MUST attend the competition during the Illinois State Fair. This contest is sponsored by the Illinois Farm Bureau and the RFD Radio Network. At the State level, winners of each division of beef, sheep and swine and the top three overall winners will receive scholarships and/or other prizes.



PIKE COUNTY 4-H ANIMAL SCIENCE SKILL-A-THON

Friday June 25 following Master Showmanship - Western Illinois Fairgrounds in Griggsville at the American Legion Building.

The skill-a-thon is designed to test and build a member's knowledge about animal science and the efficient production of livestock. **Prizes will be given** to the top performers in each age division; however, the main goal is for all participants to learn more about production agriculture. Three divisions: (ages 8-10), (ages 11-14) and (ages 15 and over).



YOUNG PRODUCER SCHOLARSHIP PROGRAM

The purpose of this program is to create an educational activity at the Illinois State Fair, which promotes youth development and personal growth through increased knowledge of the livestock industry and career development. The contest is open to any youth 14 years of age or older (16 years of age or older for horses) who is a bonafide exhibitor at the Illinois State Fair Junior Show in the species for which he/she is entering competition. Age is determined as of January 1 of the contest year. A maximum of five individual winners of the overall Superior Young Producer Award will be selected in each of the following species: beef, dairy, horses, sheep, and swine. Each winner will receive a \$1,000 scholarship and plaque. Scholarships must be used to attend a post-secondary formal educational institution. They will be held by the Illinois 4-H Foundation until notification of the winners' enrollment in a college, university, junior college, or trade school. For more information, go to <http://4hfoundation.illinois.edu/grants/producer> Entries are due July 1. Forms are available on the Illinois State Fair website, under Competitions and the Junior Livestock Premium Book.

SHOWMANSHIP



The showmanship class will be judged when all other classes in the department are completed. Livestock Showmanship classes for Beef, Dairy, Dogs, Goats, Poultry, Rabbits, Sheep will be divided as follows:

- Senior Division - For those 14 years old and over, your 4-H age (as of September 1, 2020) and previous winners of the Junior Division.
- Junior Division - For those 13 years old and under, your 4-H age (as of September 1, 2020).

Basis of selection will be presentation of animal for show and how well the animal is shown. Previous winners are not eligible, but may compete in the Senior Division.

4-H Members must be enrolled in the project area and exhibit their animal during the 4-H show for a rating in order to participate in showmanship.

All showmanship classes will be left to the discretion of the Superintendent in charge. However, the Junior Division should follow the Senior Division Showmanship class. The Showmanship class will be held at the conclusion of the regular 4-H show classes (Horse and Pony may be an exemption).

An award will be given to the champion in each division. Showmanship is an activity and not eligible for premium. No ribbons are awarded.

LIVESTOCK GENERAL RULES AND REGULATIONS -These rules apply for the livestock being shown in the 4-H Show

Reminder: Fair shows, times and dates are tentative and may be subject to change if needed to align with changes in guidelines regarding COVID as mandated by the Illinois Department of Public Health and Governors directive. Continue to watch your emails for updates and information about projects and changes. As always, feel free to email or contact the local office for questions

Please refer to the Livestock Sale information on page 88 for rules specific to the SALE

Entries

- All livestock enrollments must be made by December 15, 2020.
- In order to be eligible and receive premium at the Pike County 4- H Shows, you must register for the 4-H show/fair by May 15, 2021. Go to fairentry.com and use your il.4honline.com user name and password to sign in.
- Each exhibitor will be eligible to receive a maximum of 15 premiums in each livestock show.



Project Requirements

- Each exhibitor must have kept accurate records and reports of feed, weight gain, and methods of handling animals in connection with the project.
- **Mandatory Quality Assurance & Ethics Certification** In order to stay enrolled in beef, dairy, cats, dogs, goats, horses, poultry, rabbits, sheep, and swine, members must take the online Quality Assurance & Ethics Certification at:

<http://web.extension.illinois.edu/qaec/> **Deadline is April 15, 2021.** Once you are certified, you are good for your 4-H career. **This rule applies to 4-H members who exhibit live animals AND poster exhibits.**

Effective Dates of Ownership

- Beef - Steers - Owned & personally cared for by exhibitor since February 1, 2021
(calved on or after Jan. 1, 2020)
 - Beef - Heifers must be owned by June 1, 2021
 - Beef - Cows must be owned by January 1, 2021
 - Cats - Must have been owned by June 1, 2021
 - Dairy – Calves and Heifers must have been owned by June 1, 2021
 - Dairy – Cows must have been owned by January 1, 2021
 - Dogs - Must have been owned or leased by June 1, 2021
 - Goats - Dairy Milking Does must be owned by January 1, 2021
 - Goats - Dairy Goat Kid & Yearlings not in milk must be owned by June 1, 2021
 - Goats - Pygmy Goats must be owned by June 1, 2021
 - Goats - Meat Goats must be owned by May 15, 2021
 - Horse & Pony must have been owned or leased by May 1, 2021
Ownership and/or lease papers must be on file at the local office.
 - Poultry - must have been owned by June 1, 2021
 - Rabbits - must have been owned by June 1, 2021
 - Sheep - Wethers must be owned by May 15, 2021 (lambd on or after Jan. 1, 2021)
 - Sheep - Breeding Sheep must be owned by May 20, 2021
 - Swine - Breeding Gilts April 15, 2021
(breeding swine born on or after January 1, 2021)
(market animals born on or after January 1, 2021)
(premiere barrows born on or after February 10, 2021)
1. All animals except dogs & equine must be the property of the 4-H member exhibiting them.
 2. 4-H exhibitors are responsible for furnishing their own equipment.
 3. Health papers will be checked by Fair Superintendents. Any animal showing evidence of infectious, contagious, or communicable diseases or exhibitors not abiding by health regulations must immediately remove their animal(s) from the fairgrounds.
 4. All 4-H animals will be penned in their designated areas.
 5. All classes may be divided into smaller classes within any one class at the discretion of the superintendents of the department.
 6. 4-H members exhibiting at the 4-H show are responsible for their projects and their pens. All livestock exhibitors who fail to clean out their assigned pens after projects are released are subject to receiving one grade lower than was awarded during the show.
 7. All pens and stalls will have exhibitor's name and club securely attached.
 8. Un-sportsmanlike conduct by an exhibitor is grounds for disqualification by the show management. All exhibitors must abide by the administrative rules of the 4-H fair.
 9. No intact male livestock animal over one year of age will be allowed in the 4-H Show.
 10. All animals must be shown by the owner without the assistance of another person. Exceptions are made in the case of member illness, two classes occurring at the same time or under special circumstances which have been pre-arranged

by obtaining approval through notification to the Extension Office staff and/or superintendent. Another 4-H member should substitute if a showman is needed.

11. The Extension Council, Extension Staff and/or Dept. Superintendents will be on the Fairgrounds 4-H Show Day to answer any questions that may arise. Disputes and protests will be presented and a decision made by the Extension Council. The Extension Council's decision will be the final word.
12. The Extension Council, the Extension Staff, and University of Illinois Extension will not be responsible for loss or damage of any articles, animals, etc. exhibited at either the County Show or the State Fair.
13. Trophies are distributed according to enrollment numbers and at the discretion of the Extension Office pending financial support.
14. Western Illinois Fair discounted passes will be available for purchase in our office for members, parents and leaders.
15. Premium computing: See #6 on page 7 of general fair information.
16. For safety reasons, no vehicles permitted between the show barns and arena during the shows and sale.
17. All exhibitors of animals at any Illinois fair or exhibition shall comply with the provisions of the Illinois Humans Care for Animals Act. Any practice or deviation from normal humane husbandry practices, including, but not limited to artificial manipulation, physical abuse, medical treatments or medical applications of any substance, other than on the prescription of a licensed veterinarian, will constitute a violation. If violations are observed by fair officials, the animal will be excused from exhibition, disqualified, and be ordered to be removed immediately from the grounds with all awards previously earned at this fair being forfeited.
18. Any practice or deviation from normal, accepted care, including physical or mechanical application will constitute a violation of show rules. If violations are observed, the animal(s) will be excused from exhibition and be ordered to be removed from the grounds with all awards and premiums being forfeited.

For Health Requirement Information:

**Illinois Department of Agriculture Bureau of
Animal Health and Welfare State Fairgrounds
P.O. Box 19281 Springfield, IL 62794-9281
Phone (217) 782-4944
2021 Exhibition Livestock Health Requirements County Fairs**

GENERAL REQUIREMENTS

These Exhibition Health Requirements apply to all livestock present at the fair including those animals that are not entered in competitive events.

1. Exhibitors are required to familiarize themselves with all rules applicable to their exhibits.

All out-of-state animals shall require an entry permit. Entry permit numbers are available by calling the Illinois Department of Agriculture, Monday through Friday from 8:00 AM to 4:30 PM, at 217/782- 4944. Permits may also be obtained online

at: <http://www.agr.state.il.us/AnimalHW/animalregistry/login.php>

2. All animals, except as noted, shall be accompanied by a Certificate of Veterinary Inspection (CVI) which shows that the animal meets all health requirements for the State of Illinois. CVI's shall be made available to Bureau of

Animal Health Personnel on request.

CVI means a legible record made on an official form from the state of origin which has been issued, signed and dated by an accredited veterinarian and which shows the name and address of the animal's owner or exhibitor and the results of all required tests or vaccinations. A CVI shall list only one animal identification per line; shall be presented on the form on which it was initially issued; and shall not be corrected, changed or altered in any manner.

3. All animals shall be officially identified. The animal(s) official identification shall be recorded on the CVI.
4. If animals are from tuberculosis accredited, brucellosis certified, pseudorabies qualified, or brucellosis validated herds, the identifying herd number(s) along with the date of the last herd test(s) shall appear on the CVI.
5. CVI for out-of-state livestock shall be void thirty (30) days after issuance.
6. CVI for Illinois-origin livestock shall be void ninety (90) days after issuance.
7. All livestock shall be subject to examination upon entry to any Illinois fair or exhibition. Any animal showing evidence of infectious, contagious or communicable diseases shall be immediately withdrawn and held in quarantine at the owner's risk and expense until properly treated and recovered, or until the animal is released to return to the owner's premise.
8. Any livestock infected with scabies, mange, active lesions of ringworm, soremouth, or multiple warts which are easily visible without close examination shall not be permitted to exhibit and are subject to quarantine or removal from the fairgrounds.
9. Sheep and goats with caseous lymphadenitis as evidenced by draining abscesses shall not be exhibited and are subject to immediate quarantine or removal from the fairgrounds.

10. Illinois Department of Agriculture personnel or designee may collect blood, tissue, milk or urine samples from any animal being exhibited and/or raced at any Illinois fair to test for the presence of illegal drugs or banned substances. New examination techniques, such as ultrasound, may also be used at anytime while the animals are on the grounds of any Illinois fair or exhibit.

The Illinois Department of Agriculture or designee may collect urine, blood, tissue or other test samples from exhibition animals at the time of slaughter.

11. All exhibitors of animals at any Illinois fair or exhibition shall comply with the provisions of the Illinois Humane Care for Animals Act. If violations are observed, the animal(s) will be excused from exhibition and ordered removed from the grounds with all awards being forfeited.

Any practice or deviation from normal, accepted care, including physical, medical or mechanical application, shall constitute a violation of show rules and may result in the animal(s) disqualification and removal from the fairgrounds.

12. Any Illinois cattle, bison, cervidae or goats being exhibited in non-accredited free states must be isolated from the remainder of the herd/flock upon return to Illinois and retested for tuberculosis 60-120 days post-entry.

CATTLE

IDENTIFICATION

Individual identification of each animal shall be either a fully healed and legible tattoo, approved official ear tag, registration number (can only be used if the tattoo is recorded on the registration certificate or for breeds where pictures are acceptable), or individual brands, if brand is recorded on the registration certificate.

Illinois Cattle

Brucellosis

Illinois is a Bovine Brucellosis Class-Free State. Brucellosis testing is not required for Illinois cattle.

Tuberculosis

Illinois is an Accredited Tuberculosis- Free State. Tuberculin testing is not required for Illinois cattle.

Please note: Illinois calves under 6 months of age, and Illinois steers are not required to have a Certificate of Veterinary Inspection.

Out-of-State-Cattle

All out-of-state cattle are to be accompanied by an entry permit. Entry permit numbers are available by calling the Illinois Department of Agriculture, Monday through Friday from 8:00 AM to 4:30 PM, at 217/782-4944.

Permits may also be obtained online at: <http://www.agr.state.il.us/AnimalHW/animalregistry/login.php>

Brucellosis

1. Female cattle six (6) months of age and older and bulls eighteen (18) months of age and older shall be negative to an official test for brucellosis within thirty (30) days prior to entry, unless exempt by one (1) of the following:
 - A. Originate directly from a certified brucellosis-free herd.
 - B. Official vaccinates of dairy breeds under twenty (20) months of age or official vaccinates of beef breeds under twenty-four (24) months of age.
 - C. Animal originated from a "Class Free" state (if entire state is so classified)
 - D. Steers and spayed heifers are not required to be tested for brucellosis.

2. The negative brucellosis test shall be conducted at a state or federal laboratory within 30 days prior to exhibition.

Tuberculosis

1. Accredited Tuberculosis Free States
 - A. No tuberculin test required. All cattle, including steers, originating from an Accredited Tuberculosis Free State, may enter Illinois for exhibition when accompanied by a CVI issued by an accredited veterinarian within 30 days.
2. Non-Accredited Tuberculosis Free Areas or States (Not TB Free)
 - A. Cattle must originate from a herd where a complete herd test was conducted within the past year.
 - B. The individual animals entering Illinois must be negative to an additional tuberculin test conducted **within 30 days prior to exhibition**.
 - C. Cattle that enter Illinois for exhibition and remain in Illinois (animal does not return to the state of origin within 30 days) must be isolated and retested for TB 60-120 days from the last official TB test date.

SWINE

Illinois Swine

Identification

1. Swine shall be identified by an official ear tag, tattoo or recognized breed ear notch.
2. Ear notch identification is acceptable for all barrows, crossbred gilts and breeding swine. **(Note: Ear notch identification of crossbred swine does not satisfy USDA identification requirements for interstate movement or official testing.)**

Brucellosis

Brucellosis testing is not required for Illinois swine.

Pseudorabies

Pseudorabies testing is not required for Illinois swine.

Out-of-State Swine

All out-of-state swine are to be accompanied by an entry permit. Entry permit numbers are available by calling the Illinois Department of Agriculture, Monday through Friday from 8:00 AM to 4:30 PM, at 217/782-4944. Permits may also be obtained online at: <http://www.agr.state.il.us/AnimalHW/animalregistry/login.php>

Identification

1. Individually identified by an official ear tag, tattoo or recognized breed ear notch.
2. Ear notch identification **is not** acceptable for crossbred animals.

Brucellosis

1. Breeding swine 4 months of age and older shall be negative to an official test for brucellosis within 30 days prior to exhibition unless exempt by one (1) of the following:
 - A. Originate immediately and directly from a validated brucellosis-free herd.
 - B. Originate directly from a validated brucellosis-free state.
2. Swine brucellosis tests for exhibition shall be conducted at a state or federal laboratory.

Pseudorabies

1. **Swine originating from a Pseudorabies Stage IV or V state are exempt from the**

pseudorabies testing requirement.

2. Swine originating from a Pseudorabies Stage III state shall be negative to an official test for pseudorabies conducted within thirty (30) days prior to entry or originate immediately and directly from a qualified pseudorabies negative herd.
3. Swine originating from a Pseudorabies Stage I or II state shall be negative to an official test for pseudorabies conducted within the 10 days prior to entry.
4. Barrows and females in market classes must meet the same requirements as breeding swine.

SHEEP

Identification Individual identification of each animal shall be by an ear tattoo or official metal or plastic tag. A microchip ID is acceptable if the owner provides the reader.

Ear tattoos may be used when a registration certificate, listing the tattoo number, accompanies the animal.

When using ear tags, the tag must indicate the premises ID and state of origin. The tag number must be assigned by a state or APHIS representative and recorded in the Scrapie Record Database.

Market Lambs

All market lambs must be slick shorn (show ring ready) before weigh-in so that show lamb fungus can be identified.

Illinois Sheep

1. Sheep originating from a flock that has previously been classified as either an infected or source flock can be exhibited in Illinois upon the completion of an approved flock plan.
2. For any animal born after 1/1/2002, the CVI must include the flock of birth and the flock of origin, if
3. different.

Out-of-State Sheep

All out-of-state sheep are to be accompanied by an entry permit. Entry permit numbers are available by calling the Illinois Department of Agriculture, Monday through Friday from 8:00 AM to 4:30 PM, at 217/782-4944.

Permits may also be obtained online at: <http://www.agr.state.il.us/AnimalHW/animalregistry/login.php>

1. Sheep originating from a flock that has previously been classified as either an infected or source flock can be exhibited in Illinois upon the completion of an approved flock plan.

For any animal born after 1/1/2002, the CVI must include the flock of birth and the flock of origin, if different.

GOATS

Identification Individual identification of each animal shall be by an ear tattoo or official metal or plastic tag. A microchip ID is acceptable if the owner provides the reader.

Tattoos may be used when a registration certificate, listing the tattoo number, accompanies the animal.

When using ear tags, the tag must indicate the premises ID and state of origin. The tag number must be assigned by a state or APHIS representative and recorded in the Scrapie Record Database.

Ears should be used for tattooing when possible. If there is no space in the ear, the flank or tail fold may be used.

Illinois Goats

1. Goats originating from a herd that has previously been classified as either an infected or source herd can be exhibited in Illinois upon the completion of an approved herd plan.

Individual identification of each animal shall be by an ear tattoo or official metal or plastic tag. A microchip ID is acceptable if the owner provides the reader.

Tattoos may be used when a registration certificate, listing the tattoo number, accompanies the animal.

When using ear tags, the tag must indicate the premises ID and state of origin. The tag number must be assigned by a state or APHIS representative and recorded in the Scrapie Record Database.

Ears should be used for tattooing when possible. If there is no space in the ear, the flank or tail fold may be used.

Illinois Goats

2. Goats originating from a herd that has previously been classified as either an infected or source herd can be exhibited in Illinois upon the completion of an approved herd plan.

For any animal born after 1/1/2002, the CVI must include the flock of birth and the flock of origin, if different.

Out-of-State Goats

All out-of-state goats are to be accompanied by an entry permit. Entry permit numbers are available by calling the Illinois Department of Agriculture, Monday through Friday from 8:00 AM to 4:30 PM, at 217/782-4944.

Permits may also be obtained online

at: <http://www.agr.state.il.us/AnimalHW/animalregistry/login.php>

1. Goats originating from a herd that has previously been classified as either an infected or source herd can be exhibited in Illinois upon the completion of an approved herd plan.
2. Tuberculosis- Goats from areas or states that are not Accredited Bovine Tuberculosis Free, must be accompanied by a CVI indicating that the goats originated from a herd where a complete negative herd test has been conducted within the past twelve (12) months and the individual animals are negative to a tuberculin test conducted within thirty (30) days prior to entry. For any animal born after 1/1/2002, the CVI must include the flock of birth and the flock of origin, if different.

HORSES, PONIES, MULES AND OTHER EQUIDAE

Illinois Equine

1. All horses and other equidae, twelve (12) months of age and older attending an advertised equine event, shall be accompanied by a negative test for equine infectious anemia (EIA) conducted within the last twelve (12) months. A copy of this test shall accompany the animal.
2. AGID (Coggins) or ELISA tests are accepted.
3. An advertised equine event means a show, rodeo, sale, auction, exhibition, trail ride, or horse fair that is posted or media promoted.

A CVI is not required for Illinois equine. Out-of-State Equine

All out-of-state equine are to be accompanied by an entry permit. Entry permit numbers are available by calling the Illinois Department of Agriculture, Monday through Friday from 8:00 AM to 4:30 PM, at 217/782-4944. Permits may also be obtained online at: <http://www.agr.state.il.us/AnimalHW/animalregistry/login.php>

1. All horses and other equidae entering Illinois that are twelve (12) months of age or older, shall be accompanied by a negative test for equine infectious anemia (EIA) conducted within the last twelve (12) months. A copy of this test shall accompany the animal.
2. AGID (Coggins) or ELISA tests are accepted.
3. All horses and other equidae shall be accompanied by a CVI issued within thirty (30) days prior to entry.

Out-of-State Equine

All out-of-state equine are to be accompanied by an entry permit. Entry permit numbers are available by calling the Illinois Department of Agriculture, Monday through Friday from 8:00 AM to 4:30 PM, at 217/782-4944. Permits

may also be obtained online at: <http://www.agr.state.il.us/AnimalHW/animalregistry/login.php>

4. All horses and other equidae entering Illinois that are twelve (12) months of age or older, shall be accompanied by a negative test for equine infectious anemia (EIA) conducted within the last twelve (12) months. A copy of this test shall accompany the animal.
5. AGID (Coggins) or ELISA tests are accepted.
6. All horses and other equidae shall be accompanied by a CVI issued within thirty (30) days prior to entry.

POULTRY

1. All entries (except waterfowl, i.e. domesticated fowl that normally swim, such as ducks and geese) in a show or exhibition shall have originated from a U.S. Pullorum-Typhoid Clean or equivalent hatchery or flock OR have a negative pullorum-typhoid test within 90 days prior to exhibition. Exhibitor shall show proper information as to name and address of owner or exhibitor, name and address of the authorized testing agent, date of the testing and the number, breed, and species of those tested.
2. Prior to being used to transport poultry to a show, all crates, boxes, containers and vehicles shall be thoroughly cleaned and disinfected.
3. Any poultry vaccinations must be performed at least 4 weeks prior to delivery to the show.
4. Upon admission to a show, all entries shall be examined by the official county fair veterinarian or qualified state personnel who shall also receive and examine all certificates necessary for admission of birds to a show. Birds not in show condition will be excused from exhibition and removed from the premises. Any fowl showing signs of illness during the fair will be removed from the exhibition grounds.
5. All out-of-state turkeys must originate from flocks that are officially classified as U.S. Mycoplasma Gallisepticum Clean in accordance with the provisions of the National Poultry Improvement Plan or be negative to a test for Mycoplasma gallisepticum within 30 days prior to entry.
6. A permit is also required for out-of-state poultry. A permit may be obtained by calling (217) 782-4944.

Please note: These poultry exhibition requirements do not apply to 4-H and FFA 1-day poultry shows where the entries are taken to the show and returned home the same day. However, a permit is required for out-of-state poultry.

CERVIDAE

(Deer, Elk, Reindeer, Caribou, Moose, Red Deer and other Related Species)

Identification

All animals shall be individually identified with an approved tag, microchip or tattoo. Elk are required to have two official/approved unique identifiers.

Illinois Cervidae

Chronic Wasting Disease

For cervidae changing ownership or moving within the State, the owner must obtain a permit issued by the Department prior to movement and the cervid must originate from a herd that is enrolled in the Certified Monitored Chronic Wasting Disease (CWD) Program or the Contained Monitored Chronic Wasting Disease Program. The permit shall be obtained no more than 72 hours in advance of the movement of the cervids by providing the following information:

- A) Name and complete mailing address of person exhibiting the cervids;
- B) Certified Monitored Chronic Wasting Disease or Contained Monitored Chronic Wasting Disease Herd number;
- C) Name and complete mailing address of location where the animals will be exhibited;
- D) Number of animals and unique identification of the animals.

Tuberculosis

Illinois is an Accredited Tuberculosis-Free State. Tuberculin test is not required for Illinois cervidae.

**Out-of-State Cervidae
Chronic Wasting Disease**

1. All cervidae entering Illinois must be in compliance with the Illinois Wildlife Code [520 ILCS 5]. For more information, contact the Illinois Department of Natural Resources at 217/782-6384.
2. All cervidae entering Illinois must be accompanied by a permit from the Department and a Certificate of Veterinary Inspection that:
 - a. has been issued by an accredited veterinarian of the state of origin or a veterinarian in the employ of the United States Department of Agriculture;
 - b. is approved by the Animal Health Official of the state of origin;
 - c. shows that the cervidae are free from visible evidence of any contagious, infectious or communicable disease or exposure thereto, do not originate from a CWD endemic area (any county and surrounding counties where CWD has been diagnosed in the past five years);
 - d. shows that the cervidae are not originating from a herd under quarantine for any contagious, infectious or communicable disease;
 - e. shows that the animals originate from a herd that has been monitored for at least 5 years under a state-approved CWD certification program.
3. A permit number can be obtained by calling (217) 782-4944. Applicant for permit shall furnish the following information to the Department:
 - a. Name and post office mailing address of Illinois destination;
 - b. Name and post office mailing address of the consignor and/or source herds;
 - c. Name and post office mailing address of the herd veterinarian;
 - d. Number and unique identification of cervidae in shipment.

Brucellosis

Cervidae six (6) months of age and older must have a negative brucellosis card or PCFIA test within sixty (60) days prior to entry.

Tuberculosis

1. Accredited Tuberculosis Free States

All cervidae twelve (12) months of age and over shall be negative to two (2) single cervical test for bovine TB no less than ninety (90) days apart with the second test conducted within ninety (90) days prior to entry. These animals shall be isolated from all other members of the herd during the testing period unless they originate from an accredited, qualified or monitored herd.

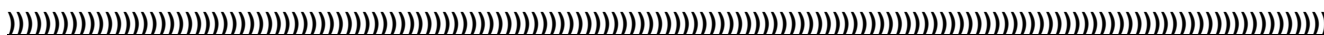
 - A. Cervidae from an accredited herd may be moved into Illinois without further TB testing provided that a certificate stating that such cervids originated from an accredited herd accompanies them.
 - B. Cervidae originating from qualified or monitored herds may enter with a negative test within ninety (90) days prior to entry and a certificate stating that the animals originate from a monitored herd.
2. Non-Accredited Tuberculosis Free Areas or States (Not TB Free)
 - A. All cervidae shall originate from a herd where a complete herd test was conducted within the past year.
 - B. The individual animals entering Illinois must be negative to two (2) additional tuberculin tests conducted within 180 and 30 days prior to entry or exhibition.

PIGEONS

There are no requirements governing the movements of pigeons within or into Illinois.

RABBITS

There are no requirements governing the movements of rabbits within or into Illinois.



BEEF

Beef Show: Thursday, June 24, 2021-5 p.m.

Western Illinois Fairgrounds in Griggsville

Superintendents: Danny Graham & Mike Smithers

Projects Released: Market Animals after the Master Showmanship Contest
on June 25th if not in Sale.



Show order: *Bucket calves, Heifers, Bull calves, Cow & Calf, Cows, Market Steers* Order of breeds: *Angus, Simmentals, Shorthorn, other Breeds, Crossbreeds*

RULES:

- **Ownership dates:** Steers - February 1, 2021
Cows - January 1, 2021
Heifers - June 1, 2021
- Entries must have been owned, cared for and maintained by the 4-H member during the required tenure of ownership. Entries must NOT have been cared for or maintained at a professional fitter's facilities.
- Each exhibitor will be eligible to receive a maximum of 15 premiums within the Beef show.
- Any female that has calved will be regarded as a cow, regardless of age.
- Animals must be double tied (halter & neck rope.)
- Steers will be shown by weight classes, not breeds. Classes will be posted prior to show.
- All market animals will be officially weighed June 24, 2021. No foreign materials allowed on animals.
- Each market animal entered must have been owned and cared for since February 1, 2021. Market Steers must have been weighed and tattooed at 2021 Beef weigh-in, in order to show and sell.
- All cattle must be stalled by 5:00 p.m. on June 23, 2021. Non-Sale animals are released following the Beef Show. All Market animals must remain on the fairgrounds until after the Master Showmanship contest on June 25. Premiums will be withheld for animals removed before designated release time.
- Any animal brought to the fair after designated time, without approval of an Extension personnel or Department Superintendent, will receive a lower rating of one grade.
- Must meet requirements for cattle and General health requirements.
- The Beef Superintendent will make decisions concerning interpretation of rules and regulations.

4-H Fair/Show entry, online registrations are due by May 15, 2021

CALVING DATES:

B6 - Jr Heifer Calf

B7 - Bull Calf

B8 - Cow/Calf

B9 – Cow

Simmentals

B10 - Sr Yrlng Heifer

B11 - Jr Yrlng Heifer

B12 - Sumr Yrlng Heif

B13 - Sr Heifer Calf

B14 - Jr Heifer Calf

B15 - Bull Calf

B16 - Cow/Calf

B17– Cow

Other Breeds

B26 - Sr Yrlng Heifer

B27 - Jr Yrlng Heifer

B28 - Sumr Yrlng Heifer B29 - Sr Heifer Calf

B30 - Jr Heifer Calf B31 - Bull Calf

B32 - Cow/Calf B33 - Cow

Crossbreeds

B34 - Sr Yrlng Heifer

B35 - Jr Yrlng Heifer

B36 - Sumr Yrlng Heifer B37 - Sr Heifer Calf

B38 - Jr Heifer Calf B39 - Bull Calf

B40 - Cow/Calf B41 – Cow

50135 Beef Poster Division

Prepare a poster or display related to something learned in the project. Live animals are not permitted as exhibits in this area. For safety reasons, exhibits should not include glass, syringes with needles or any other sharp objects. You may not exhibit both a poster and the live animal.

Exhibits are limited to 2' wide x 15" deep. Judging for the poster division will begin at 9:00 a.m. on June 22 at the Farm Bureau in Pittsfield.

Rules for Bucket Calf Class:

1. All Pike County 4-H Beef and Dairy cattle project members are eligible.
2. Bucket calves must be in place by 4:00 p.m. on Thursday, June 24. Calves will be released following the conclusion of the livestock shows.
3. All breeds (beef and dairy) and sexes will show together.
4. Class will be divided by age of exhibitor if there are several entries.
5. Calf must have been bottle or bucket fed by the exhibitor.
6. Calf may have nursed the cow no longer than two weeks. Calves on the cow are not eligible.
7. Calf must be halter broke. Calves will show at halter.
8. Exhibitor must be able to safely handle the calf. Unruly calves will be dismissed from the show.
9. One entry per exhibitor.
10. Calf may not be shown in any other class.
11. Bucket calves are not eligible to sell in the 4-H Sale.
12. Grooming with adhesives, etc. and clipping are prohibited. Calves need to be clean and brushed.
13. Exhibitors will be asked several questions regarding the care, feeding and management of the calf.

14. Quality of the calf will not be considered during the judging process. Entries will be judged according to the following criteria:

- A. 50% knowledge of exhibitor
- B. 10% appearance of calf
- C. 40% health and condition of the calf

CALVING DATES:

Sr. Yearling Heifer

(Calved September 1 - December 31, 2019)

Summer Yearling Heifer

(Calved May 1 - August 31, 2020)

Jr. Heifer Calf

(Calved on or after January 1, 2021)

Cow and Calf

(Cow/own calf calved after January 1, 2021)

Jr. Yearling Heifer

(Calved January 1 - April 30, 2020)

Sr. Heifer Calf

(Calved September 1 - December 31, 2020)

Bull Calf

(Calved on or after January 1, 2021)

Cow

(Calved prior to September 1, 2019)

CLASSES:

B1 - Bucket Calf(Calved between March 1- June 1, 2021)



CATS

Cat Show: Wednesday, June 23, 2021, following Dog show.

Griggsville Park next to Western Illinois Fairgrounds in Griggsville

Superintendent: Lisa Bowman

Registration: Day of show at 12:30 p.m..


Projects Released: After Show

RULES:

- Member must show proof of rabies vaccination for cats, except those under 6 months of age.
- Member should bring cat in some type of cage.
- Cats must be shown with a collar and leash.
- Cats will be scored on overall appearance as well as on the condition of the coat, eyes, ears, teeth and toenails.
- Cats will be released as soon as all judging is complete.
- 4-H Fair/Show entry, online registrations are due by May 15.

CLASSES:

C1-Cat under 6 months



DAIRY

Friday, July 30 9:00 am All Dairy Animals must be Checked-In
 1:00 pm 4-H Dairy Show, All Dairy animals released immediately following the show
Superintendent: Bill Deters & Extension Staff

General Rules and Regulations (see pages 73-76 for General Livestock Rules)

- Members may have two entries in each class but are only eligible for one premium per class. Exhibitors may show in as many breeds as they wish in the 4-H Dairy Division. A member may receive a maximum of 15 premiums in Dairy.
- A Junior and Senior Champion of each breed will be awarded ribbons.

Ayrshire

- D1. Junior Heifer Calf, born on or after March 1, 2021
- D2. Winter Heifer Calf, born between December 1, 2020 and February 28, 2021
- D3. Senior Heifer Calf, born between September 1, 2020 and November 30, 2020

- D4. Summer Yearling Heifer, born between June 1, 2020 and August 31, 2020
 - D5. Spring Yearling Heifer, born between March 1, 2020 and May 31, 2020
 - D6. Winter Yearling Heifer, born between December 1, 2019 and February 28, 2020
 - D7. Fall Yearling Heifer, born between September 1, 2019 and November 30, 2019
 - D8. 2 Year Old Cow, born between September 1, 2018 and August 31, 2019
 - D9. 3 Year Old Cow, born between September 1, 2017 and August 31, 2018
 - D10. 4 Year Old Cow, born between September 1, 2016 and August 31, 2017
 - D11. 5 Year Old Cow and Older, born before September 1, 2016
- Champion and Reserve Champion Female

Guernsey

- D12. Junior Heifer Calf, born on or after March 1, 2021
 - D13. Winter Heifer Calf, born between December 1, 2020 and February 28, 2021
 - D14. Senior Heifer Calf, born between September 1, 2020 and November 30, 2020
 - D15. Summer Yearling Heifer, born between June 1, 2020 and August 31, 2020
 - D16. Spring Yearling Heifer, born between March 1, 2020 and May 31, 2020
 - D17. Winter Yearling Heifer, born between December 1, 2019 and February 28, 2020
 - D18. Fall Yearling Heifer, born between September 1, 2019 and November 30, 2019
 - D19. 2 Year Old Cow, born between September 1, 2018 and August 31, 2019
 - D20. 3 Year Old Cow, born between September 1, 2017 and August 31, 2018
 - D21. 4 Year Old Cow, born between September 1, 2016 and August 31, 2017
 - D22. 5 Year Old Cow and Older, born before September 1, 2016
- Champion and Reserve Champion Female

Holstein

- D23. Junior Heifer Calf, born on or after March 1, 2021
 - D24. Winter Heifer Calf, born between December 1, 2020 and February 28, 2021
 - D25. Senior Heifer Calf, born between September 1, 2020 and November 30, 2020
 - D26. Summer Yearling Heifer, born between June 1, 2020 and August 31, 2020
 - D27. Spring Yearling Heifer, born between March 1, 2020 and May 31, 2020
 - D28. Winter Yearling Heifer, born between December 1, 2019 and February 28, 2020
 - D29. Fall Yearling Heifer, born between September 1, 2019 and November 30, 2019
 - D30. 2 Year Old Cow, born between September 1, 2018 and August 31, 2019
 - D31. 3 Year Old Cow, born between September 1, 2017 and August 31, 2018
 - D32. 4 Year Old Cow, born between September 1, 2016 and August 31, 2017
 - D33. 5 Year Old Cow and Older, born before September 1, 2016
- Champion and Reserve Champion Female

Jersey

- D34. Junior Heifer Calf, born on or after March 1, 2021
 - D35. Winter Heifer Calf, born between December 1, 2020 and February 28, 2021
 - D36. Senior Heifer Calf, born between September 1, 2020 and November 30, 2020
 - D37. Summer Yearling Heifer, born between June 1, 2020 and August 31, 2020
 - D38. Spring Yearling Heifer, born between March 1, 2020 and May 31, 2020
 - D39. Winter Yearling Heifer, born between December 1, 2019 and February 28, 2020
 - D40. Fall Yearling Heifer, born between September 1, 2019 and November 30, 2019
 - D41. 2 Year Old Cow, born between September 1, 2018 and August 31, 2019
 - D42. 3 Year Old Cow, born between September 1, 2017 and August 31, 2018
 - D43. 4 Year Old Cow, born between September 1, 2016 and August 31, 2017
 - D44. 5 Year Old Cow and Older, born before September 1, 2016
- Champion and Reserve Champion Female

Brown Swiss

- D45. Junior Heifer Calf, born on or after March 1, 2012
- D46. Winter Heifer Calf, born between December 1, 2020 and February 28, 2021
- D47. Senior Heifer Calf, born between September 1, 2020 and November 30, 2020
- D48. Summer Yearling Heifer, born between June 1, 2020 and August 31, 2020
- D49. Spring Yearling Heifer, born between March 1, 2020 and May 31, 2020
- D50. Winter Yearling Heifer, born between December 1, 2019 and February 28, 2020
- D51. Fall Yearling Heifer, born between September 1, 2019 and November 30, 2019
- D52. 2 Year Old Cow, born between September 1, 2018 and August 31, 2019
- D53. 3 Year Old Cow, born between September 1, 2017 and August 31, 2018
- D54. 4 Year Old Cow, born between September 1, 2016 and August 31, 2017
- D55. 5 Year Old Cow and Older, born before September 1, 2016

Champion and Reserve Champion Female

Showmanship

DOGS

Dog Show: **Wednesday, June 23, 2021**



Griggsville Park-Western Illinois Fairgrounds in Griggsville

Superintendent: Bonnie Harbison and Lisa Bowman

Registration: Day of show at 11:00 a.m.; Show starts at 11:30 a.m.

Projects released: After show

RULES:

- All exhibitors must be enrolled in the dog project by December 15, 2020. Dogs must be owned or leased by June 1, 2021. Member and dog are strongly encouraged to participate in dog obedience classes offered through the extension office. Dog obedience classes will assist member in training the dog.
- **4-H Fair/Show entry, online registrations are due by May 15, 2021**
- All dogs should be a minimum of 6 months of age by May 1st of the current year to participate in dog obedience and showmanship classes. Dogs and puppies of any age can be in dog care class.
- The dog being shown must be trained by and owned or leased by the exhibiting 4-H member. If a leased animal is used, the signed lease agreement must be on file in the Extension office by May 1 of the current year along with a current color photo of the dog.
- To be eligible for State Fair, a dog must have a score of 50% of all dog obedience exercises and a total of at least 170 points for all classes.
- Handler and dog pairs must earn a graduating score to advance to the next level. The same handler and dog pair may remain in Beginner, Graduate Beginner, and Novice class for a minimum of 2 years, if a graduating score is not earned. After 2 years or a graduating score is earned, pair must advance to the next class.
- AKC rules will be used in judging.
- The judge must sign and date all score sheets for exhibitors interested in moving on to the State Fair. In addition, the Extension office staff must be notified immediately following the show so the proper entry process may be initiated.
- The same dog may not be entered in more than one obedience class.

- Exhibitors may not share a dog, even if they are entered in different classes or divisions.
- Animal Health Regulations --All dogs must be accompanied by a Certificate of Veterinary Inspection and/or statement of good health issued by a veterinarian within 90 days of exhibition. Members must show proof of rabies vaccination for all dogs 4 months of age and older. Proof of up-to-date distemper, hepatitis, leptospirosis, parvo, parainfluenza, corona, and bordatella shots (appropriate for the age of the dog) will be required. Certificate of Veterinary Inspection/statements must be presented at check-in. Dogs showing obvious signs of illness on the day of the show will not be allowed to be shown.
- Dogs in season will be shown separately after the show in their respective classes.
- Dogs must be shown on a 6' leash and under the control of the exhibitor at all times. Spike collars, electronic collars, or tags hanging from collars will not be allowed. A dog that is not under the control of the exhibitor will be excused from the show.
- A run-off will be held in case of a tie.
- The judge's decision is final.

CLASSES:

DG1 - Dog Care - All ages shown together. Dogs are judged on cleanliness, general health and grooming. If groomed by groomer – it needs to be 6 weeks or more, before fair.

Dog Obedience - Minimum of 170 points to qualify for state fair and/or advance to the next level for all classes.

DG2 - Beginner Novice I - On leash (For inexperienced handlers and inexperienced dogs)

- Heel on Leash 40
- Figure Eight 40
- Sit for Examination 40
- Recall 40
- Sit Stay 40

DG3 - Beginner Novice II – On leash (For experienced handlers and inexperienced dogs or experienced dogs and inexperienced handlers)

- Heel on Leash 40
- Figure Eight 40
- Sit for Examination 40
- Sit Stay 40
- Recall 40

DG4 - Pre Novice

- Heel on leash and Figure Eight 40
- Stand for examination - off leash 40
- Recall - off leash 40
- Heel Free - off leash 40
- Stay Sit and Down - 3 minutes - off leash 40

DG5 – Novice

- Heel on leash and Figure Eight 40
- Stand for Examination - off leash 30
- Heel Free - off leash 40
- Recall - off leash 30
- Long Sit - 1 minute - off leash 30
- Long Down - 3 minutes - off leash 30

(Exercises 4 & 5 will be judged as a group)

DG6 - Graduate Novice

- Heel On Leash and Figure Eight - off leash 40
- Drop on Recall 40
- Dumbbell Recall 30
- Recall over High Jump 30
- Recall over Broad Jump 30
- Long Down (3 minutes, handler out of sight) 30

(Exercise 6 will be judged as a group)

DG7 - Pre-Open

- Heel on Free and Figure 40
- Drop on Recall 40
- Retrieve on Flat 40
- Retrieve over High Jump 40
- Broad Jump 40

DG8 - Open

- Heel Free and Figure Eight 40
- Drop on Recall 30
- Retrieve on Flat 20
- Retrieve on High Jump 30
- Broad Jump 20
- Long Sit (3 minutes - handler out of sight) 30
- Long Down (5 minutes - handler out of sight) 30

(Exercises 6 & 7 will be judged as a group)

DG9 - Graduate Open

- Signal Exercise 40
- Scent Discrimination 30
- Direct Retrieve 30
- Moving, Stand and Examination 30
- Go Out 40
- Directed Jumping 40

DG10 - Pre-Utility

- Signal Exercise 40
- Scent Discrimination Article #1 30
- Scent Discrimination Article #2 30
- Directed Retrieve 30
- Moving, Stand & Examination 30
- Directed Jumping 40

DG11 - Utility

- Signal Exercise 40
- Scent Discrimination Article #1 30
- Scent Discrimination Article #2 30
- Directed Retrieve 30
- Moving, Stand & Examination 30
- Directed Jumping 40

50135 - Dog Poster Division

Prepare a poster or display related to something learned in the project. Live animals are not permitted as exhibits in this area. For safety reasons, exhibits should not include glass, syringes with needles or any other sharp objects. You may not exhibit both a poster and the live animal. **Exhibits are limited to 2' wide x 15" deep. Judging for the poster division will begin at 9:00 a.m. on Tuesday, June 23 at the Farm Bureau Hall in Pittsfield.**

Dog Showmanship - Both Purebred and non-pedigreed dogs are eligible for this class. The breed of dog has no bearing on judging or placement. Dogs do not have to be AKC registered. Exhibitors will be judged on handling skill, knowledge of breed standards of their dog, dog show terminology, and elementary dog anatomy. The judge has the right to question exhibitors in one or all of these areas.

(Junior Division) For members 12 years old and under as of the date of show.

(Senior Division) For members 13 years old and over as of the date of show and previous winners of the Junior Division

GOATS


Goat Show: **Wednesday, June 23, 2021 at 5:00 p.m.**

Western Illinois Fairgrounds in Griggsville.

Superintendent: Tom Sheppard

Projects Released: Non-Sale animals following the Sheep Show

Market Animals after Master Showmanship Contest on June 25



RULES:

- Ownership dates: Dairy Goats: Kids and Yearlings not in milk - June 1, 2021
 - Milking Does - January 1, 2021
 - Pygmy Goats - June 1, 2021
 - Meat Goats Wethers - May 15, 2021
- Each exhibitor will be eligible to receive a maximum of 15 premiums within the Goat show.
- All breeds shown together.
- Goats should be penned by 11:00 a.m. on show day in the livestock barn
- Market Wethers will be weighed at 1:00 p.m. on Wednesday, June 23.
- Premiums will be withheld for animals removed before designated release time.
- Read General Health requirements and Health Requirements for goats.

4-H Fair/Show entry, online registrations are due by May 15, 2021

CLASSES:

G1 - Dairy Kid Under 1 Year

G2 - Yearling Doe Not in Milk

G3 - Milking Doe

- No tank tops allowed. 4-H members must show in proper attire.
- No stallions other than those born in the current calendar year will be used as 4-H project animals, nor may they be shown in the 4-H Horse & Pony Show. The age of the 4-H equine is determined as of January 1. 4-H equine need not be registered. Animals must be cared for by the 4-H'er as of the ownership/lease date of June 1, 2021.
- 4-H Members planning to exhibit at the local 4-H fair must file ownership or lease papers on all equine that they may potentially show by June 1st. 4-H members must also turn in one color photo of the animal with the paperwork. In addition they must also provide a copy of the registration papers if showing in the registered western halter class. Horses must be registered in the 4H member's name or the name of an immediate family member unless horse is being leased. If the horse is being leased, the registration papers must be in the name of the owner.
- An animal may not be shown by more than one exhibitor unless exhibited by another family member or at the discretion of the Superintendents and/or U of I Extension Staff.
- The Superintendents and/or U of I Extension Staff reserve the right to request the removal of any horse behaving in a dangerous manner from the fairgrounds. In addition, specific classes may be canceled the day of the show due to the condition of the footing in the arena.
- All classes are final as of June 30; exhibitors must ride or scratch the class on show day. NO SUBSTITUTION OF CLASSES will be allowed on show day Exhibitors cannot add a class the day of the show, but they can cancel classes if necessary.
- The exhibitor's 4-H age is as of September 1, 2020.
- Members exhibiting in the 4-H Horse & Pony project will be able to collect a total of 15 premiums. Exhibitors may only enter one animal per class.
- A horse, pony, or mule may only be shown in one halter class.
- University of Illinois Extension Staff and Superintendents reserve the right to combine classes that have 4 or fewer entries. Awards will be distributed for classes of five or more.
- Horsemanship/Equitation classes will be judged on the rider's seat, hands, ability to control mount with minimal effort, and to give a smooth, confident performance, whereas, pleasure classes are judged on the animal's performance. A pattern will be required in horsemanship/equitation classes.
- A pony is 56 inches or smaller at the withers. Any questions about height should be addressed by the superintendents.
- No judge may be approached by an exhibitor, parent/guardian, or 4-H leader without first obtaining permission from an equine superintendent. Violation of this rule may result in disqualification from the show.
- **ONLY EXHIBITORS will be permitted to work horses on the fairgrounds at any time.**
- Exhibitors may enter either the Walk/Trot division or the Walk/Trot/Canter division of a class. An exhibitor can select either Walk/Trot or Walk/Trot/Canter for each class grouping; English Pleasure, Western Pony Pleasure, Western Pleasure, and English/Western Horsemanship. Must have a different horse for each division. (Ex: your walk/trot horse must be different than your walk/trot/canter horse)
- Exhibitors may choose to trot/jog or canter/lope in the Barrels, Flag Race, Poles, and fun classes with no penalty.

- **A three minute gate call and eight minute tack change will be enforced. If you have a conflict the day of the show, please inform the gate attendee.**
- Members exhibiting are hereby notified that the Adams County Fair Board and/or University of Illinois Extension will not be held responsible or liable for a horse related accidents.
- Decision on postponement due to weather conditions will be made by 6:30 am and announced on local radio stations WGEM – 1440 and WTAD – 930. 4-H Horse & Pony Show rain date – to be determined.

Animal Health Regulations

Illinois Equine

1. All horses and other equidae, twelve (12) months of age and older attending an advertised equine event, shall be accompanied by a negative test for equine infectious anemia (EIA) conducted within the last twelve (12) months. A copy of this test shall accompany the animal.
2. AGID (Coggins) or ELISA tests are accepted.
3. An advertised equine event means a show, rodeo, sale, auction, exhibition, trail ride, or horse fair that is posted or media promoted.
4. A CVI is not required for Illinois equine.

Out-of-State Equine

All out-of-state equine are to be accompanied by an entry permit. Entry permit numbers are available by calling the Illinois Department of Agriculture, Monday through Friday from 8:00 AM to 4:30 PM, at 217/782-4944. Permits may also be obtained online at: <http://www.agr.state.il.us/AnimalHW/animalregistry/login.php>

1. All horses and other equidae entering Illinois that are twelve (12) months of age or older, shall be accompanied by a negative test for equine infectious anemia (EIA) conducted within the last twelve (12) months. A copy of this test shall accompany the animal.
2. AGID (Coggins) or ELISA tests are accepted.
3. All horses and other equidae shall be accompanied by a CVI issued within thirty (30) days prior to entry.

** There will be at least two fun classes throughout the day. They will be determined the day of the show.

Show order

- H1. Horse Halter, 4 years and under English or Western
- H2. Mini/Pony Halter, any age English/ Western
- H3. Registered Western Halter, 5 years and over
- H4. Grade Western Halter, 5 years and over
- H5. English Horse, 5 years and over
- Grand and Reserve Champion Halter Horse
- H6. Showmanship, 14-18 (no premium)
- H7. Showmanship, 8-13 (no premium)
- H8. Beginner Walk/Trot Pleasure Western/English (first 2 years in horse/pony)
- H8. Walk/Trot English Pleasure
- H9. Walk/Trot/Canter English Pleasure
- H10. Walk/Trot Western/ English Pony Pleasure,
- H11. Walk/Trot/Canter Western/ English Pony Pleasure
- H12. Walk/Trot English or Western Horsemanship, 8-13
- H13. Walk/Trot English or Western Horsemanship, 14-18
- H14. Walk/Trot/Canter English or Western Horsemanship, 8-13
- H15. Walk/Trot/Canter English or Western Horsemanship, 14-18
- H16. Walk/Trot Western Horse Pleasure, 8-13

- H17. Walk/Trot Western Horse Pleasure, 14-18
- H18. Walk/Trot/Canter Western Horse Pleasure, 8-13
- H19. Walk/Trot/Canter Western Horse Pleasure, 14-18
- H20. Walk/Trot Ranch Horse Versatility (ring work, obstacles, pattern)
- H21. Walk/Trot/Canter Ranch Horse Versatility (ring work, obstacles, pattern)
- H22. Trail, 8-13 (After 3 refusals at an obstacle, exhibitors will be asked to move on to the next obstacle)
- H23. Trail, 14-18 (After 3 refusals at an obstacle, exhibitors will be asked to move on to the next obstacle)
- H24. Costume
- H25. Barrels, Walk/Trot
- H26. Barrels, Walk/Trot/Canter
- H27. Flag Race, Walk/Trot
- H28. Flag Race, Walk/Trot/Canter
- H29. Poles, Walk/Trot
- H30. Poles, Walk/Trot/Canter

POULTRY



Poultry Show: **Wednesday, June 23, 2021**

Sale arena in Livestock Arena - Western Illinois Fairgrounds

Superintendent:

Registration: Day of show at 7:30 a.m.; Show starts at 8:00 a.m.

Projects released: After show

Grand Champion Market Pen returns for Livestock Sale. Friday, June 25

GENERAL RULES:

- Poultry ownership date: June 1, 2021
- All poultry cages must be marked with the exhibitor's name and class for each animal or market pen. Cards will be provided the day of the show or may be picked up at the extension office in advance.
- All poultry will be released immediately after judging is completed.
- Animals should be under control at ALL times.
- Poultry exhibitors should be able to declare their flock free of disease. See health requirements poultry.
- **4-H Fair/Show entry, online registrations are due by May 15, 2021**

POULTRY

CLASSES:

P1 - Chickens – Single Cockerel hatched after January 1, 2021

P2 - Chickens – Single Pullet hatched after January 1, 2021

P3 - Chickens – Breeding Pen mature birds

P4 - Chickens – Market Pen Three cockerels OR three pullets, hatched in 2020. Please bring documentation that the chickens were hatched in 2021. Exhibitors may have two animals in a Grand Champion Market Animal class; however, the exhibitor may not be awarded both Grand Champion and Reserve Grand Champion. If an exhibitor's first entry is selected for Grand Champion, the second entry is dismissed and replaced by the next highest placing animal in its class/division.

P5 - Ducks – Single Drake

P6 - Ducks – Single Duck

P7 - Ducks – Breeding Pen

One drake and two ducks not shown in the single classes, hatched after January 1, 2021.

P8 - Ducks – Market Pen Three drakes OR three ducks, hatched in 2021. Please bring documentation that the ducks were hatched in 2020. *Exhibitors may enter and show a maximum of two market pens. An exhibitor may have two animals in a Grand Champion Market Animal class; however, the exhibitor may not be awarded both Grand Champion and Reserve Grand Champion. If an exhibitor's first entry is selected for Grand Champion, the second entry is dismissed and replaced by the next highest placing animal in its class/division.*

P9 - Geese – Single Gander

P10 - Geese – Single Goose

P11 - Geese – Breeding Pen

One gander and two geese not shown in single classes, hatched after January 1, 2021.

P12 - Turkey – Single Tom

P13 - Turkey – Single Hen

P14 - Turkey – Breeding Pen

One tom and two hens not shown in single classes, hatched after January 1, 2021.

P15 – Turkey – Market Pen Three hens OR three toms, hatched in 2021. Please bring documentation that the ducks were hatched in 2021. *Exhibitors may enter and show a maximum of two market pens. An exhibitor may have two animals in a Grand Champion Market Animal class; however, the exhibitor may not be awarded both Grand Champion and Reserve Grand Champion. If an exhibitor's first entry is selected for Grand Champion, the second entry is dismissed and replaced by the next highest placing animal in its class/division.*

P16 - Egg Production

One hen plus one dozen eggs

P17 - Other Fowl

Birds not eligible in any other class may be shown in this class. Possible entries for this class include pheasant, quail, doves, peacocks, guineas and pigeons (*health requirements for pigeons - there are no requirements governing the movements of pigeons within or into Illinois*). Pigeons should wear seamless registration bands showing year and organization. Birds may be housed singly or in pairs. Ratites are excluded due to facility limitations. Since standards may not exist for all entries, primary judging considerations will focus on handler knowledge and show condition of stock.

50135 Poultry Poster Division

Prepare a poster or display related to something learned in the project. Live animals are not permitted as exhibits in this area. For safety reasons, exhibits should not include glass, syringes with needles or any other sharp objects. You may not exhibit both a poster and the live animal. **Exhibits are limited to 2' wide x 15" deep. Judging for the poster division will begin at 9:00 a.m. on Tuesday, June 22 at the Farm Bureau in Pittsfield.**

RABBITS

Rabbit Show: **Wednesday, June 23, 2021**

Livestock Arena, Western Illinois Fairgrounds in Griggsville

Superintendent:

Registration: Day of the show at 7:30 a.m.; Show starts following Poultry show.

Projects released: After show; Grand Champion Market Pen returns for Livestock Sale

RULES:

- Rabbit ownership date: June 1, 2021
- Each exhibitor will be eligible to receive a maximum of 15 premiums within the rabbit show.



- All rabbit cages must be marked with the exhibitor's name and class for each animal or market pen. Cards will be provided the day of the show or may be picked up at the extension office in advance.
- Rabbits will be shown by breed.
- The order of show will be as follows: Dutch, Florida White, Mini Rex, New Zealand, other breeds, crossbreeds, California.
- A pair shall consist of 1 male and 1 female.
- Child is expected to get their own rabbit out of the cage without help from an adult.
- Parents are not to be with the child and judge.
- **4-H Fair/Show entry, online registrations are due by May 15, 2021**

HEALTH REQUIREMENTS FOR RABBITS

There are no requirements governing the movements of rabbits within or into Illinois.

CLASSES:

R1 - My Pet Rabbit - Exhibit one Pet rabbit.

Rabbit cannot be entered in any other rabbit classes. Rabbit will be judged on the care and condition, knowledge of 4-H'er on the project, and suitability as a pet, not on conformation.

SINGLE FRYER - Rabbits must be 69 days or younger and weigh 5 lbs. or less.

The rabbit cannot be used from the market pen class.

YOUNG PAIR - 2 to 4 months

4 CLASS RABBITS (4-class rabbits weigh less than 8 lbs. at maturity)

Sr Buck - age 6 months and up

16 - 4-Class Sr. Buck

Jr Buck - age 4-6 months

R21 - 4-Class Jr. Buck

Sr Doe - age 6 months and up

R26 - 4-Class Sr. Doe

Jr Doe - age 4-6 months

R32 - 4-Class Jr. Doe

6 CLASS RABBITS (6-class rabbits weigh more than 8 lbs. at maturity)

Sr Buck - age over 8 months

R36 - 6-Class Sr. Buck

Intermediate Buck - age 6-8 months

R40 - 6-Class Int. Buck

Jr Buck - age 4-6 months

R44 - 6-Class Jr. Buck

Sr Doe - age 6 months and up

R48 - 6-Class Sr. Doe

Intermediate Doe - age 6-8 months

R52 - 6-Class Int. Doe

Jr Doe - age 4-6 months

R56 - 6-Class Jr.

R60 - Market Fryer Pen--3 rabbits must be market size for breed. Must be 69 days or younger and weigh 5 lbs. or less. All rabbits should be close to the same age, weight, and breed. Exhibitors may enter and show a maximum of two market pens. An exhibitor may have two animals in a Grand Champion Market Animal class; however, the exhibitor may not be awarded both Grand Champion and Reserve Grand Champion.

50135 Rabbit Poster Division

Prepare a poster or display related to something learned in the project. Live animals are not permitted as exhibits in this area. For safety reasons, exhibits should not include glass, syringes with needles or any other sharp objects. You may not exhibit both a poster and the live animal. **Exhibits are limited to 2' wide x 15" deep. Judging for the poster division will begin at 9:00 a.m. on Tuesday, June 22 at the Farm Bureau in Pittsfield.**



SHEEP

Sheep Show: **Wednesday, June 23**, following the Goat Show

(approx: 6)-Western Illinois Fairgrounds in Griggsville

Superintendent: Tom Sheppard

Projects Released: Non-Sale animals following the Sheep Show.

Market Animals after Master Showmanship Contest on June 25th

RULES: Ownership dates: Breeding Sheep - May 20, 2021 (June 25, 2021 for state fair)

Market Lambs - May 15, 2021

(State Fair wethers - Nominated, weighed, tattooed by May 15)

Each exhibitor will be eligible to receive a maximum of 15 premiums within the sheep show.

- Showing will be by breeds if there are two or more exhibitors in that breed. Breeds with less than two exhibitors will be shown together, at the superintendent's discretion.
- Market lambs may be purebred or crossbred.
- Market lambs must be weighed at 1:00 p.m. on Wednesday, June 23, 2021 in order to show.
- Market lambs shall be divided into classes, according to weight, if numbers are large enough.
- Sale Animals will be released upon the conclusion of the Livestock Auction June 25. Premiums will be withheld for animals removed before designated release time.
- Sheep must be penned no later than 11:00 a.m. on show day. Any animal brought to the Fair after designated time, without approval of the department will receive a lower rating of one grade.
- The Sheep Superintendent will make decisions concerning the interpretations of rules and regulations.
- Read Health requirements for Sheep and General health requirements.
- **4-H Fair/Show entry, online registrations are due by May 15, 2021**
- Judging starts following Goat Show in the show arena at the Western Illinois Fairgrounds.
- Show order for the following breeds: Hampshire, Oxford, Montedale, Shropshire, AOB, Southdown and Dorset.

SHEEP Classes 2021

LAMBING DATES:

Sr. Ram Lamb - Lambed on or after Sept. 1, 2020 but before Jan. 1, 2021

Jr. Ram Lamb – Lambed on or after January 1, 2021

Yearling Ewe - Lambed on or after September 1, 2019 but before Sept. 1, 2020

Sr. Ewe Lamb - Lambed on or after Sept. 1, 2020 & before Jan. 1, 2021

Jr. Ewe Lamb - Lambed on or after Jan. 1, 2021

Pair of Breeding Lambs - Lambed on or after September 1, 2020 (Ram and Ewe)

Market Lamb - Lambed on or after Jan. 1, 2021

CLASS:

Hampshire

SH1 - Sr. Ram Lamb

SH2 – Jr. Ram Lamb

SH3 – Yearling Ewe

SH4 - Sr. Ewe Lamb

SH5 – Jr. Ewe Lamb

SH6 – Pair of Breeding Lambs

Oxford

SH7 - Sr. Ram Lamb

SH8 - Jr. Ram Lamb

SH9 - Yearling Ewe

SH10 – Sr. Ewe Lamb

SH11 – Jr. Ewe Lamb

SH12 - Pair of Breeding Lambs

Montedale

SH13 - Sr. Ram Lamb

SH14 - Jr. Ram Lamb

SH15 - Yearling Ewe

SH16 - Sr. Ewe Lamb

SH17 - Jr. Ewe Lamb

SH18 - Pair of Breeding Lambs

Shropshire

SH19 - Sr. Ram Lamb

SH20 - Jr. Ram Lamb

SH21 - Yearling Ewe

SH22 - Sr. Ewe Lamb

SH23 - Jr. Ewe Lamb

SH24 - Pair of Breeding Lambs

All Other Breed

SH25 - Sr. Ram Lamb

SH26 - Jr. Ram Lamb

SH27 - Yearling Ewe

SH28 - Sr. Ewe Lamb

SH29 - Jr. Ewe Lamb

SH30 - Pair of Breeding Lambs

Southdown

SH31 - Sr. Ram Lamb

SH32 – Jr. Ram Lamb

SH33 – Yearling Ewe

SH34 – Sr. Ewe Lamb

SH35 – Jr. Ewe Lamb

SH36 – Pair of Breeding Lambs

Dorset

SH37 - Sr. Ram Lamb

SH38 - Jr. Ram Lamb

SH39 - Yearling Ewe

SH40 - Sr. Ewe Lamb

SH41 - Jr. Ewe Lamb


SH42 - Pair of Breeding Lambs

All Breeds

SH43 – Market Lambs(wethers/ewes)

a. Light weight

b. Heavy weight



SWINE

Swine Show: Thursday, June 24, following Beef Show (approx. 7)

Western Illinois Fairgrounds in Griggsville

Superintendents: Bob Lister

Projects Released: Market Animals after the Master Showmanship Contest on June 25

RULES:

- Swine ownership dates: April 15, 2021.
- Market Swine must have been farrowed on or after January 1, 2020 and must be the property of the exhibitor since June 1, 2021. Premier barrows must have been farrowed on or after February 10, 2021 and tattooed by April 15, 2021.
- Each exhibitor will be eligible to receive a maximum of 15 premiums within the swine show.
- All market swine will be weighed on June 23, 2021 after beef (approximately 7:00 p.m.) at the fairgrounds. Swine will be weighed only one time. No foreign materials allowed on animal.
- All market swine must have had ear notch numbers turned into Extension Office by May 15. No exceptions!
- No fresh cut barrows or fresh ear notches are allowed. No exceptions!
- The breeding classes of swine will be divided into two age classes:
- Senior Gilts - those farrowed between Jan. 1, 2021 - Feb. 15, 2021.
- Junior Gilts - those farrowed on Feb. 15, 2021 & after.
- Barrows shall be divided into classes determined by weights and the number entered, not breed.
- Swine must be penned by 6:00 p.m. on June 24.
- All Market swine must remain on the fairgrounds until after the Master Showmanship contest on June 25.
- Premiums will be with-held for animals removed before designated release time.
- Swine of all ages shall originate immediately and directly from a qualified pseudorabies negative herd. Barrows or females in market classes must meet the same test requirements as breeding stock.
- Brucellosis testing and Pseudorabies testing is not required for Illinois swine
- Read Health Requirements for Swine and General health requirements.
- Any animal brought to the fair after designated time, without approval of Extension staff or Department Superintendent will receive a lower rating.
- The Swine Superintendents & Extension staff will make decisions concerning interpretation of rules and regulations.
- 4-H Fair/Show entry, online registrations are due by May 15.
- Judging will be held June 24 in the show arena at 5:00 p.m..
- Breeds include: Chester White, Duroc, Hampshire, Spots, Yorkshire, Other Breeds & Crossbreds.
- Final order will be posted before the show begins.

CLASSES:

Chester White

SW1 - Senior Gilt

SW2 - Junior Gilt

SW3 - Pair of Gilts

Yorkshire

SW13 - Senior Gilt

SW14 - Junior Gilt

SW15 - Pair of Gilts

SW23 – Pair of Barrows

a. Light weight

b. Medium weight

c. Heavy weight

Duroc

SW4 - Senior Gilt

SW5 - Junior Gilt

SW6 - Pair of Gilts

Hampshire

SW7 - Senior Gilt

SW8 - Junior Gilt

SW9 - Pair of Gilts

Spots

SW10 - Senior Gilt

SW11 - Junior Gilt

SW12 - Pair of Gilts

Other Breeds

SW16 - Senior Gilt

SW17 - Junior Gilt

SW18 - Pair of Gilts

Cross Breeds

SW19 - Senior Gilt

SW20 - Junior Gilt

SW21 - Pair of Gilts

SW22 - Market Swine

a. Light weight

b. Medium weight

c. Heavy weight

Exhibitors may enter and show a maximum of 2 market swine. An exhibitor may have two animals in a Grand Champion Market Animal class; however, the exhibitor may not be awarded both Grand Champion and Reserve Grand Champion.

If an exhibitor's first entry is selected for Grand Champion, the second entry is dismissed and replaced by the next highest placing animal in its class/division

50135 Swine Poster Division

Prepare a poster or display related to something learned in the project. Live animals are not permitted as exhibits in this area. For safety reasons, exhibits should not include glass, syringes with needles or any other sharp objects. You may not exhibit both a poster and the live animal. **Exhibits are limited to 2' wide x 15" deep. Judging for the poster division will begin at 9:00 a.m. on Tuesday, June 22 at the Farm Bureau Hall in Pittsfield.**



To write thank you cards to the sponsors of the 4-H Trophies/Awards, and any business or individuals who donated their money to the purchase of 4-H livestock and especially to anyone who volunteers their time to help your 4-H Program. These Parents, Grandparents, Leaders, business owners, 4-H Alumni, 4-H Groups and supportive community members make a big difference in the success of our local programs.



LIVESTOCK SALE INFORMATION

Contacts for 4-H Livestock Sale:

Beef: Danny Graham;

Swine: Bob Lister, Corinna Mountain

Sheep/Goats: Tresea Harrison

Poultry/Rabbits: Jeremy Walston.

- A 4-H member may only sell one species at the 4-H Livestock Sale: one (1) steer, or one (1) barrow, or one (1) wether lamb, or one (1) market wether goat or one (1) pen of market poultry, rabbits, or ducks.
- The sale will be held Friday, June 25, 2021 at 6:30 p.m. in the Livestock Arena at the Western Illinois Fairground in Griggsville. Those participating in the sale need to be in place by 5:00 p.m.. The Preview hour will begin at 5:30 p.m.
- All exhibitors who are selling small animals which include rabbits, ducks, or poultry are to be back on the grounds with their project no later than 3:00 p.m. on sale day.
- All exhibitors are to bring their own bedding for the sale preview.
- All those who are participating in the sale are needed to help prepare the sale area and to help clean up after the sale. There will be a clean-up day one week prior to the fair. Help is always needed.
- All those who wish to participate in the sale will be able to pick up buyers packets at designated locations from a member of the livestock committee member. These locations will be announced at a later date.
- The Grand Champion overall breeds in each animal species (beef, sheep & swine) is committed to sell at the 4-H Livestock Sale. If a 4-H member has more than one grand champion animal, the member must choose which one they want to sell. In that case, which ever species is not sold, the next place animal will be designated sale champion.

Sale animals must be a member's own project and be shown in the 4-H Show. Steers must have been tattooed. Barrows must have had ear notch numbers turned in to Extension Office by **May 15, 2021**. ****No exceptions, please don't ask.***

- 4-H members will pay a Livestock sale entry fee. Beef is \$40.00, Swine is \$40.00, all other animals are \$25.00. The Livestock Sale entry fee is due by May 15, 2021. Animal will not sell if entry fee is not paid by deadline. The entry fee helps pay the cost of publicity and printing.
- When mailing in your Sale Entry Fee, please include the name of the 4-H exhibitor along with the correct mailing address where the buyer can send the sale check to. Mail info to:

Livestock Interest Group

PO Box 182

Pittsfield, IL 62363

(The Extension Office cannot accept them.)

- All sale animals must remain on the grounds from weigh in until the conclusion of the sale. If a sale animal is removed from the grounds for any reason at all – it is no longer allowed back on the grounds and will not participate in the sale. All small animals in the sale must be back on the grounds by 3 pm on Friday, June 25, 2020. There are NO exceptions!
- Sale weights will be taken for wether lambs & wether goats at 1:00 p.m.. Wednesday, June 23 and steers at 6:00 p.m. followed by market swine at the Western Illinois Fairgrounds in Griggsville. Animals will be weighed only one time.
- 4-Her's selling animals in the auction are reminded that their animals should weigh in the following ranges:
 - Beef - 1,350 pounds max. (Steers weighing over 1,350 lbs. will be sold for 1,350 lbs.)
 - Swine - 280 pounds max. (Barrows over 280 lbs. will sell for 280 lbs.)
 - Sheep - 140 pounds max. (Lambs over 140 lbs. will sell for 140 lbs.)
- In the event a Grand Champion or Reserve Grand Champion Market Animal or Pen is not entered into the Sale, the next highest placing entry will be designated the Sale Champion or Sale Reserve Champion.
- Sale order will be: Ducks, Rabbits, Poultry, Swine, Beef, Goats and Sheep
- Unit 14, Pike County Extension office, Extension Council, Livestock Sale Committee, Western Illinois Fair, and University of Illinois Extension will not be responsible for any loss, accidents or injuries to animals, spectators, or exhibitors.
- All 4-H members must take their animal home with them after the sale. DO NOT leave sale animals at the fairgrounds after the sale.

- A 4-H member that sold in the 2020 sale must have turned in 4-H Records on their livestock projects by August 31, 2020, in order to be eligible to sell in the 2021 Livestock Sale. Likewise, those selling in the 2021 sale must turn in their **Permanent 4-H Records** on their livestock projects by August 31, 2021 to be eligible for next year's sale.
- Any appeal or complaint must be submitted in writing to the Pike County Livestock Sale Committee at
- P.O. Box 182, Pittsfield, IL 62363. The Committee has final authority in deciding & resolving such cases.

For safety reasons, no vehicles permitted between the show barns & arena during the shows and sale.

The University of Illinois Extension office will not be handling any logistics pertaining to the sale as they are no longer able to do so in accordance of their new policies.



Unit 14 Council Members

Leah Adams Adams County
Laura Bergman Adams County
Deepak Balaji Adams County
Dr. Andrea Hanson Hancock County
Barb Holthaus Adams County
Amy Lefringhouse Pike County
Javier Lofton Adams County
Jeanne Yingling Brown County

Julie Cieslewicz Pike County
Sean Park Schuyler Counties
Carolyn Roberts Adams County
Bryan Stevens Hancock County
Dan Stupavsky Adams County
Jan Terry Adams County
Sara Fernandez Adams County
Brock Willard Pike County

**Thank You to all that help to make the 4-H Shows a success:
Pike County 4-H show Superintendents, 4-H Livestock Sale Committee, Unit 14
Extension Council Members & Pike County 4-H Federation, 4-H Leaders, Parents,
4-H Members and Volunteers!**

University of Illinois Extension • U.S. Department of Agriculture • Local Extension Councils Cooperating
University of Extension provides equal opportunities in program and employment. If you need a
reasonable accommodation to participate in any event contact University of Illinois-Pike County Extension
at 217-285-5543



Reminder: Fair shows, times and dates are tentative and may be subject to change if needed to align with changes in guidelines regarding COVID as mandated by the Illinois Department of Public Health and Governors directive. Continue to watch your emails for updates and information about projects and changes. As always, feel free to email or contact the local office for questions





4-H ANIMAL WELFARE

During fair season, 4-H members have an opportunity to showcase our practice of ethical and humane treatment of animals and demonstrate our commitment to safe food production practices. While showing livestock, we are under the watchful eye of the public. Many people attending a local fair may have no idea how livestock is raised. Practicing these guidelines may prevent public misconceptions about livestock production.

- Provide fresh, clean water to animals at all times. Feed animals on schedule.
- Keep your pens clean and dry with good bedding at all times.
- Take extra care on days of extreme weather or activity.
- Sort and load animals safely and with concern for them.
- Train animals to lead or be handled at a young age long before the fair.
- Arrange for veterinary care in case of an animal emergency.
- Handle animals in a very humane way.
- Adhere to all antibiotic, drug, and feed additive withdrawal times.
- Avoid stressing the animal.
- Keep animals clean; a clean animal is viewed as a healthy animal.
- Use show sticks, whips, and canes for showing only and never forcefully hit an animal.
- Review your 4-H project manual and follow the care recommendations.
- Have a plan of action should a problem arise, and know which fair official or 4-H leader to contact to help solve it or answer questions.
- Some words, such as “slaughter” or “killed,” may cause a negative reaction from people unfamiliar with food production. IF ASKED what happens to your market animal after the fair, consider using words such as “harvested” or “sold to packing company.”
- If questioned or challenged by a stranger or group:
 - Remain calm, be polite, and answer any question the best you can. If you do not know an answer, tell them you will find an adult to explain more.
 - Do not argue or confront an individual or group who may have a different view about livestock production. Individuals may try to initiate a confrontation and use video of the incident on social media. If confronted, walk away, find an adult in authority, or call 911 if you feel threatened.
 - It is natural to think that giving people information will change their minds, but in some extreme cases, people may not want to learn; they want to confront to gain media attention. It is best to walk away without engaging in these situations.

Following these recommendations will reflect a positive image of our livestock industry and the 4-H program, as well as demonstrate the solid animal stewardship practices that are our 4-H tradition.

COLLEGE OF AGRICULTURAL, CONSUMER & ENVIRONMENTAL SCIENCES

University of Illinois | U.S. Department of Agriculture | Local Extension Councils Cooperating University of Illinois Extension provides equal opportunities in programs and employment. Prepared by: Dan Jennings, University of Illinois Extension 4-H Animal Science State Educator One may contact Dan Jennings at 217-333-5269 or via email at djjennin@illinois.edu.