


DuPage County 4-H Show

July 29-31, 2022



DuPage County Fairgrounds

Go.illinois.edu/4HdckShows



Illinois Extension

UNIVERSITY OF ILLINOIS URBANA-CHAMPAIGN

COLLEGE OF AGRICULTURAL, CONSUMER & ENVIRONMENTAL SCIENCES

University of Illinois | U.S. Department of Agriculture | Local Extension Councils Cooperating
University of Illinois Extension provides equal opportunities in programs and employment.

If you need a reasonable accommodation to participate, contact your local Extension office. Early requests are strongly encouraged to allow sufficient time for meeting your access needs.

CONTENTS

CONTENTS.....	1
DUPAGE COUNTY 4-H FAIR SCHEDULE 2022	6
2022 EXHIBITION LIVESTOCK HEALTH REQUIREMENTS.....	7
2021-2022 DUPAGE COUNTY 4-H CLUBS AND LEADERS.....	8
EXTENSION COUNCIL MEMBERS AND STAFF	9
LIVESTOCK CHECK-IN AND JUDGING.....	10
4-H BEEF	12
4-H DAIRY CATTLE	14
4-H GOATS.....	15
4-H POULTRY	18
4-H RABBITS	23
4-H SHEEP.....	26
4-H SWINE	28
4-H DOG SHOW	30
4-H HORSE AND PONIES.....	36
MAKER.....	41
READY4LIFE CHALLENGE	42
ANIMAL SCIENCE.....	45
BICYCLE.....	46
CHILD DEVELOPMENT	47
CIVIC ENGAGEMENT.....	48
CLOTHING & TEXTILES.....	49
CLOVERBUDS.....	53
COLLEGE & CAREER READINESS	54
COMMUNICATIONS.....	55
COMMUNICATIONS: PUBLIC PRESENTATIONS	57
CONSUMER EDUCATION	60
COMPUTER SCIENCE	58
DRONES: UNMANNED AERIAL VEHICLES/SYSTEMS	62
ELECTRICITY	63
ENTOMOLOGY GENERAL.....	64

ENTOMOLOGY BEEKEEPING.....	65
ESPORTS	66
EXPLORATORY	67
FAMILY HERITAGE	68
FOODS & NUTRITION	69
FORESTRY	73
GEOLOGY.....	74
HEALTH.....	75
HORTICULTURE: FLORICULTURE	76
HORTICULTURE: VEGETABLE GARDENING.....	78
INTERCULTURAL.....	80
INTERIOR DESIGN	81
LEADERSHIP	82
NATURE: NATURAL RESOURCES AND OUTDOOR ADVENTURES.....	84
NATURE: FISHING AND WILDLIFE.....	85
PHOTOGRAPHY	87
PLANTS & SOILS.....	89
ROBOTICS	90
SHOOTING SPORTS.....	92
SMALL ENGINES	93
THEATRE ARTS.....	95
TRACTOR	96
VETERINARY SCIENCE	97
VIDEO/FILMMAKING	98
VISUAL ARTS.....	100
WEATHER	105
WELDING.....	106
WOODWORKING	107

These rules apply to all 4-H classes and 4-H exhibitors.

The 2022 DuPage 4-H Fair Book is a fluid document. Please check the bottom date to ensure you have the most recent copy. Dates, times, and locations are subject to change. At this time, all 4-H projects, including animals, will be located at the DuPage County Fairgrounds with few exceptions; Public Presentations, Dog Show, and Horse Show will take place at different times and locations prior to the traditional July fair exhibit. Dates and times for the aforementioned will be announced by the local Extension office.

1. While every care and precaution is being exercised, the sponsoring organizations cannot be responsible for: loss or damage to property of exhibitors, injury to individuals or livestock, theft or accident.
2. All exhibitors must be enrolled in 4-H Online **by 11:59 pm Friday, April 1**. They must also have all enrollment fees paid and risk forms on file. Only projects listed on the enrollment records may be shown. All exhibits must be this year's work and may only be shown in ONE project area and class.
3. Entries are required for all classes. All entries must be submitted in Fair Entry (<https://faireentry.com/Fair/SignIn/13947>) **by 11:59 pm on Wednesday, June 15**.
4. Table displays are limited to 2' wide x 15" deep unless otherwise stated in the class listings for that project. (standard science display/tri-fold boards fit into this size limitation.) The maximum poster size for hanging is 22" x 30".
5. Exhibitors are limited to one (1) entry per class, **EXCEPT** in Beef, Dairy Goats, Sheep, Swine, Rabbits, and Poultry where two (2) entries are allowed.
6. 4-H members are eligible for only one (1) premium per exhibit class. This includes livestock market classes.
7. Exhibits will be judged against a set of standards for each project. **Judges' decisions are final**. Ribbons will be awarded according to the following level of achievement:

i. BLUE RIBBON

1. A blue is awarded to those entries that exceed the average standard. The exhibit and workmanship meet the standards of the purple ribbon but has a few flaws.

ii. RED RIBBON

1. A red is awarded to those entries that meet or are slightly below the average standard established for that class. The exhibit and workmanship meeting expectations but has multiple flaws.

iii. WHITE RIBBON

1. White awarded to those entries that do not meet average standard.

iv. GREEN RIBBON

1. Participation in event is recognized

8. If merited, **one** Class Champion (purple ribbon) is selected from among the blue-ribbon winners in each project level, except livestock. Reserve and Champion awards may be selected from the Class Champions in each project area, except livestock.
9. General projects must be created after September 1, 2021.
10. Exhibits illustrating inappropriate subject matter and/or graphics are not acceptable. Extension staff reserves the right to not display exhibits deemed inappropriate for youth audiences. Items deemed potentially dangerous to fairgoers may be removed from the building.
11. Conference judging is the method used to evaluate all non-livestock exhibits. For information on this method of judging, visit the following link: http://4h.extension.illinois.edu/learning/4h-conference-judging/story_html5.php.
12. 4-H members not participating in conference judging must provide written answers to the questions below along with their project. Written answers should be included with the exhibit. If written answers are not with project at judging time, award will be lowered one level. We encourage youth who have many projects to consider providing written answers to these questions in case they don't have the time to participate in conference judging for every project.
 - What did you learn?
 - What might you do differently next time?
 - What process was followed in making the exhibit?
13. Only 4-H members who are checking in their exhibits or are being judged are permitted in the check-in/judging area. Parents are not allowed in the judging area.
14. Late entries will not be accepted. There is no guarantee that late entries will be judged. If late entries are judged, the exhibit will automatically be lowered one rating. If the exhibit cannot be judged, the exhibitor will receive a participation ribbon. All projects must be checked in at their respective project areas by the check-in deadline.
15. Extension staff may divide or combine classes depending on size and nature of entries.
16. **A list of eligible State Fair Delegates will be made available. Eligible members will be provided with deadline information for that.**
17. **The Department of Agriculture shall use its best efforts to secure sufficient appropriations to fund premiums. In any year for which the General Assembly of the State of Illinois fails to make an appropriation sufficient to pay such premiums, premium amounts may not be accurately reflected in this Premium Book.** Premiums will be figured and distributed after the close of the 4-H year. The amount of premiums paid is determined by placing, number of exhibits and the amount of money allocated by the State 4-H Fund. In DuPage County premiums are paid based on the X factor: a Blue ribbon is equal to 3 X, a Red ribbon is equal to 2 X, and a White ribbon is equal to 1 X.

18. INNOVATION classes are open to any 4-H member who was at least 13 by September 1, 2021. Members choosing to exhibit in the Innovation class may be enrolled in any level of the project they are studying. Members choosing to exhibit in the Innovation class decide the best way to show off their project mastery and knowledge for the year in that project category. Some suggestions are provided for each category, but members may choose any method they want for demonstrating project learning as long as it does not fit in any other class in that category. Only selected project categories have an Innovation option.
19. READY4LIFE Challenge classes are open to 11- to 18-year-olds. Members choosing to exhibit in the Ready4Life Challenge may be enrolled in any level of the project they are studying. Exhibits should show the connection between the project area and related career or business opportunities. Members may choose any method they want for demonstrating project learning. Counties are eligible to send one Ready4Life exhibit for each project category in addition to the total allowed for that division. See details on page 28.
20. Any changes or corrections to 4-H fair regulations and all additional fair information will be **sent out through a DuPage County 4-H Update and/or be posted on the DuPage County 4-H website at: <https://go.illinois.edu/DuPageCounty4H>.**
21. If you need a reasonable accommodation to participate in the 4-H portion of the DuPage County Fair, please contact Nancy Reppe, 4-H Program Coordinator, at the following address and/or phone number: University of Illinois Extension – DuPage Unit, 1100 E Warrenville RD, Suite 170, Naperville, IL 60563, (630) 955-1123 X18, or email nslep2@illinois.edu, at least two weeks prior to the event.
22. Interpretation of the rules and regulations is the responsibility of Extension staff with support from superintendents. Exhibitors must agree to abide by these interpretations.
23. All exhibits must be the work of the 4-H member.
24. Entries that do not meet one or more exhibit requirement rules will be lowered one rating.
25. To encourage a well-rounded 4-H experience, each youth must participate in a minimum of four 4-H meetings, tours, workshops, and/or other 4-H activities to be considered a 4-H member in DuPage County. Those who do not meet this requirement will NOT be eligible to take part in 4-H exhibitions, or to receive 4-H premiums or other 4-H awards and recognition that are available to 4-H members.
26. All Projects must be checked in at each of their respective project areas by the check-in deadline. Judging will begin as soon as projects are checked-in and will continue through the check-in deadline. Some project judging may run longer depending on the number of entries. **See table below for project listing and check-in date and time.**
27. Mention of product, service, or company names in this publication in no way implies an endorsement by University of Illinois Extension.

DUPAGE COUNTY 4-H FAIR SCHEDULE 2022



Saturday, April 2

DuPage/Kane/Kendall Public Presentations Contest, *DuPage Extension, Naperville*

9 am – Judging Begins

Sunday, July 10 – Saturday, July 16

DuPage/Kane/ 4-H Horse Show, *Kane County Fairgrounds*

Sunday, July 10, 12 Noon – Club Set Up Begins

Wednesday, July 13, 4-9 pm – Horses check In

Thursday, July 14 – Saturday, July 16, 8:30 am – Classes Begin

Thursday, July 28

9 am – 3 pm – General 4-H Project Check-In & Judging (*see website & weekly updates for details in June/July*)

Friday, July 29

8 – 10 am – Livestock Check-In

Saturday, July 30

8 am -- 4-H Rabbit Show begins - *Rabbit Barn*

10 am – 4-H Poultry Show begins – *Poultry Barn*

4 pm – 4-H Goat Show Begins – *Goat Barn*

Following Goats – 4-H Sheep Show Begins – *Goat Barn*

Sunday, July 31

3 pm – 4-H Awards Ceremony – *Building 1*

5 pm – 4-H General Projects Release

5 pm or later – Livestock Release

***The 2022 DuPage 4-H Fair Book is a fluid document. Please check the bottom date to ensure you have the most recent copy. Dates, times, and locations are subject to change. At this time, all 4-H projects, including animals, will be located at the DuPage County Fairgrounds with few exceptions; Public Presentations, Dog Show, and Horse Show will take place at different times and locations prior to the traditional July fair exhibit. Dates and times for the aforementioned will be announced by the local Extension office.**

2022 EXHIBITION LIVESTOCK HEALTH REQUIREMENTS

For Health Requirement Information:

Illinois Department of Agriculture

Bureau of Animal Health and Welfare State Fairgrounds

P.O. Box 19281 Springfield, IL 62794-9281

Phone (217) 782-4944

2022 Exhibition Livestock Health Requirements

County Fairs

Updated information regarding Livestock Health Requirements can be found at:

<https://4h.extension.illinois.edu/programs/animal-sciences/livestock-issues>



2021-2022 DUPAGE COUNTY 4-H CLUBS AND LEADERS

4-H Clovers.....	Andrea Swanson, Denise Karhoff-King, Donna Kassar, Ellen Stukel
Busy Buds Cloverbuds.....	Emily Smeltzer
4-H 'R' Us.....	Julie Kulak
Darien Dragons.....	Tricia Giron, Jackie Price
Darien Dragons Cloverbuds.....	Tricia Giron
DG Gang.....	Sara Barentine
High Hopes.....	Coleen Walter
High Hopes Cloverbuds.....	Kim Smith, Coleen Walter
Ku-Du's.....	Jessica Janis, Carole Storie
Opportunity Getters.....	Lisa Kowalyshen, the late Sandy Murray
Roselle Go Gettem.....	Terrie Carso, Molly Ostrander
The Goatinators.....	Tara Petrusa
The Goatinator Kids.....	Tara Petrusa
Trinity Trailblazers.....	Lora Ford, Steve Ford, Alexander Ford, Kris Gergen
Warrenville Acorns.....	Julie Clark, Mia Marwedel
Wayne.....	Jane Keene, Heather Moesch
Whirlybirds.....	Sia Paganis, Bonnie Paganis, Marilyn Goodrich, Tammy Storie
Whirlybirds Cloverbuds.....	Sia Paganis, Tammy Storie
Winfield Bluebirds.....	Dave Talcott, Ruth Talcott, Laura Yiesla, Chris Yiesla

EXTENSION COUNCIL MEMBERS AND STAFF

2021-2022 Multi County

Nancy Bell –DuPage County
Claire Gustis* - DuPage County
Steven Gustis - DuPage County
Julie Kulak – DuPage County
Cheryl McGarrity - DuPage County
Mazher Ahmed - Kane County
Liz Dorn – Kane County
Wayne Gehrke – Kane County
Colleen Haas – Kane County
Anne Herrmann – Kane County
Elizabeth Melton* - Kane County

Donna Plonczynski – Kane County
Jeff Farren – Kendall County
Matias Habib* - Kendall County
Kathleen Janick – Kendall County
Rhonda Oker – Kendall County
Laura Reppy – Kendall County
Emily Reppy* - Kendall County
Sydney Reppy* - Kendall County

*denotes youth member



DuPage County Extension Office Staff

Deanna Roby-Vorgias, County Director
Donna Nuger, Extension Educator, 4-H Youth Development
Leilah Seigel, Extension Educator, 4-H Youth Development
Nancy Reppe, Extension Program Coordinator, 4-H Youth Development
Melissa Schumaker, Office Support Associate
Rosie Ralston, Publicity and Promotion Associate
Yolanda Escobedo, Community Worker, SNAP-Education
Cynthia Glavin, Community Worker, SNAP-Education
Jocelyn Briones Cid, Community Worker, SNAP-Education
Lisa Mills, Community Worker, SNAP-Education

LIVESTOCK CHECK-IN AND JUDGING

All Sheep, Poultry, Beef, Swine, Goat, Dairy Cattle and Rabbit exhibitors must check-in their animals according to their scheduled times. Market animals are requested to be checked in by 6:00 pm. Animals not weighed in will not be able to show in market classes.

Species	Location	Day	Date	Time
Beef	n/a	n/a	n/a	n/a
Poultry	Poultry Barn	Saturday	July 30	10 am
Sheep	Goat Barn	Saturday	July 30	Following Goats
Goats	Goat Barn	Saturday	July 30	4 pm
Swine	n/a	n/a	n/a	n/a
Dairy	n/a	n/a	n/a	n/a
Rabbits	Rabbit Barn	Saturday	July 30	8 am

4-H Animals Eligibility Rules

- All 4-H exhibitors planning to show beef, cats, dairy, dogs, goats, poultry, rabbits, sheep, swine, or horses and ponies at state and county fairs must show proof of attending a Quality Assurance and Ethics (QAEC) training session by June 1, 2022, and/or Youth for the Quality Care of Animals (YQCA) training (species dependent) by May 1, 2022.**
- All livestock exhibitors must also comply with the General Rules and Regulations.
- Be sure to check the 2022 Illinois Exhibition Livestock Health Requirements pertaining to your project. See Illinois Livestock Health Regulations
<https://www2.illinois.gov/sites/agr/Animals/AnimalHealth/Documents/2020%20County%20Fair%20Exhibition%20Health%20Requiriements.pdf> All livestock must adhere to these health rules. Each livestock exhibitor is responsible for obtaining their own health certificate. Department superintendents will collect health papers to check them before animals are unloaded.
- Any surgical procedure or injection of any foreign substance or drug or the external application of any substance (irritant, counterirritant, or similar substance) which could affect the animal's performance or alter its natural contour, conformation, or appearance (except external applications of substances to the hoofs or horns of animals which affect appearance only; and except for surgical procedures performed by a duly licensed veterinarian for the sole purpose of protecting the health of the animal) is prohibited.
- A veterinarian will be available at the exhibitor's request or in case of emergency and is not housed on property. The fair vet will issue the release of animals on a case-by-case basis but will not treat or diagnose animals. Exhibitors should contact their family vet for diagnosis and treatment.

6. Registration papers are required in all purebred classes and must show **ownership of the animals in the name of the 4-H member only** by the latest starting date of project. Registration papers will be checked by department superintendents. Registration papers must be in the hands of the exhibitor during the show.
7. No advance entry is required in Champion or Showmanship classes.
8. If only one animal is shown in a class, the rating will be based on standard breed characteristics.
9. All pens and stalls are to be assigned by the superintendent or assistants at check-in time. Animals must be stalled or penned according to these assignments. Placement of bedding will not reserve a pen.
10. **All animals must be shown by the owners** (except 2nd animal in class may be shown by another 4-H member).
11. The first two animals in the blue award group in all classes will be considered for Champion awards.
12. No 4-H animals are allowed to be fitted or groomed by a paid professional fitter without hands-on 4-H member participation.
13. Classes will be shown in fair book order.
14. 4-H members are expected to conduct themselves in a manner that will be a credit to the 4-H program. Individuals showing animals should wear showmanship attire (i.e., closed toe shoes, jeans, dress shirt or 4-H shirt).
15. The 2022 DuPage 4-H Fair Book is a fluid document. Please check the bottom date to ensure you have the most recent copy. Dates, times, and locations are subject to change. At this time, all 4-H projects, including animals, will be located at the DuPage County Fairgrounds with few exceptions; Public Presentations, Dog Show, and Horse Show will take place at different times and locations prior to the traditional July fair exhibit. Dates and times for the aforementioned will be announced by the local Extension office.

4-H BEEF

Superintendent: n/a

EXHIBIT RULES AND INFORMATION

1. Exhibitors must comply with Illinois Livestock Health Regulations and General 4-H Rules and complete YQCA training.
2. Market animals may be Purebred, Grade, or Crossbred and must have been dropped on or after January 1, 2022.
3. Entries in purebred classes must be purebred and registered in the name of the exhibitor and will be subject to check by a permanent tattoo that is fully healed and readable.
4. No heifers will be shown in steer classes.
5. All steers must be the property of the member exhibiting since February 1, 2021.
6. A neck rope must be used on all animals when in stalls.
7. No fitting stalls will be allowed in barns.
8. No professional fitters without 4-H member's participation.
9. All steers may be subject to a white towel test.
10. All market classes must be weighed in by 8:00 pm on Tuesday of Fair week.
11. Steers will be divided equally into weight divisions at the time of weigh-in. Enter your steers in the lightweight division of each breed.

Breeding Classes	Heifer Calf <i>b. 9/1/21 to 7/1/22</i>	Heifer-Jr. Yearling <i>b. 3/1/20 to 8/31/21</i>	Heifer-Sr. Yearling <i>b. 9/1/20 to 2/28/21</i>	Cow <i>b. 8/31/20 or older</i>
Angus				
Hereford				
Simmental				
Shorthorn				
AOB				

Market Classes	Market Steer <i>(Classes to be broken by weight)</i>	Market Heifer <i>(Classes to be broken by weight)</i>
Angus		
Hereford		
Simmental		
Shorthorn		
AOB		
Grade/Cross		

Rate of Gain - Animals must have been weighed on or before annual deadline by supervising committee. Awards will be presented as follows:

- "Blue" rating - 2.75 or more pounds per day from weigh-in.
- "Red" rating - 2.01-2.749 pounds per day from weigh-in.
- "White" rating -2.0 pounds or less per day from weigh-in

Individual Exhibit - 1 Exhibitor with 2 animals.

SPECIAL AWARDS

SHOWMANSHIP (4-H age 14 and over)	ROSETTE & TROPHY
JR. SHOWMANSHIP (4-H age 8-13)	ROSETTE & TROPHY
CHAMPION BEEF BREEDING FEMALE	ROSETTE & TROPHY
RESERVE CHAMPION BEEF BREEDING FEMALE	ROSETTE
BEST OF BREED FEMALE (EACH BREED)	ROSETTE
CHAMPION BEEF STEER	ROSETTE
RESERVE CHAMPION BEEF STEER	ROSETTE
BEST OF BREED STEER (EACH BREED)	ROSETTE
CHAMPION MARKET HEIFER	ROSETTE
RESERVE CHAMPION MARKET HEIFER	ROSETTE
CHAMPION MARKET BEEF	ROSETTE & TROPHY
RESERVE CHAMPION MARKET BEEF	ROSETTE
CHAMPION RATE OF GAIN	ROSETTE & TROPHY
RESERVE CHAMPION RATE OF GAIN	ROSETTE

4-H DAIRY CATTLE

Superintendent: n/a

Judging Time: n/a

EXHIBIT RULES AND INFORMATION

1. Exhibitors must comply with Illinois Livestock Health Regulations and General 4-H Rules and complete YQC A training.
2. All animals in purebred classes must be registered in the name of the exhibitor.
3. Entries in the cow class may be or may not be in milk; however, all animals that have calved must show in the cow class.

CLASSES

	Jr. Heifer. Calf, b. 12-1-21 to 5-1-22	Sr. Heifer Calf, b.9-1-21 to 11-30-22	Jr. Yearling, b.3-1-20 to 8-31-21	Sr. Yearling, b.9-1-20 to 2-28-21	Cow - 2 yr. old, b. 9-1-18 to 8-31-19	Cow -3 yr. old, b. 9-1-17 to 8-31-18	Cow - 4 yrs. & over, b. before 9-1-17	Produce of Dam - 2females born of same Dam, any age	Dam & Daughter -cow and 1female offspring, any age
Jersey									
Holstein									
AOB									
Grade									

SPECIAL AWARDS

SHOWMANSHIP (4-H age 14 or older)	ROSETTE & TROPHY
JR. SHOWMANSHIP (4-H age 8-13)	ROSETTE & TROPHY
CHAMPION DAIRY FEMALE	ROSETTE & TROPHY
RESERVE CHAMPION DAIRY FEMALE	ROSETTE

4-H GOATS

Judge: Tony Dupuis

Judging Time: 4 pm, Saturday, July 30, Goat Barn

EXHIBIT RULES AND INFORMATION

1. Exhibitors must comply with Dairy Goat Health Regulations and General 4-H Rules and complete YQCA training.
2. Animals may be purebred, grade, or crossbred goats.
3. All Boer and Boer X goats can **ONLY** be shown in the meat kid class.
4. All animals must be disbudded or dehorned.
5. A milking doe is one that has freshened and is being milked regularly. All entries in milking doe class must be milking at time of show.
6. No kids under 6 weeks to be shown.
7. Must milk out after 7:00 pm on the day before judging.

MARKET GOAT EXHIBIT OPPORTUNITIES

MARKET	
Dairy	Wether that is of one or cross of breeds recognized by ADGA. Must be dehorned. b.11/1/21 to 6/15/22
Meat	Wether that is of one or cross of breeds not recognized by ADGA (e.g. Boer and BoerX). Must be dehorned. B. 11/1/21 to 6/15/22 (Wether or Doe)


DAIRY/BREEDING GOAT EXHIBIT OPPORTUNITIES

AGE CLASSIFICATIONS:

- Buck Kid, b. 2/1/22 - 6/15/22
- Jr. Doe Kid, b. 4/1/22 - 6/15/22
- Sr. Doe Kid, b. 11/1/21 - 3/31/22
- Dry Yearling, b. 7/1/20 - 10/31/21
- Yearling. Milk Doe, b. 7/1/20 - 10/31/21
- Jr. Milking Doe, 7/1/19-6/30/20
- Int. Milking Doe, b. 7/1/18-6/30/19
- Sr. Milking Doe, b. before 7/1/18

DAIRY	Buck Kid	Jr. Doe Kid	Sr. Doe Kid	Dry Yearling	Yrlg Milk Doe	Jr. Milking Doe	Int. Milking Doe	Sr. Milking Doe	Produce of Dam (2 does of same dam)	Get of Sire	Dam & Daughter
Alpine											

Nubian											
Saanen											
La Mancha											
AOB											
Grade											



SPECIAL AWARDS (Class Champion- Ribbon will be awarded in each breed for Juniors and Seniors)

SHOWMANSHIP (4-H age 14 and over)	ROSETTE & TROPHY
JR. SHOWMANSHIP (4-H age 8-13)	ROSETTE & TROPHY
JR. CHAMPION DRY GOAT	ROSETTE & TROPHY
JR. RESERVE CHAMPION DRY GOAT	ROSETTE
SR. CHAMPION MILKING GOAT	ROSETTE & TROPHY
SR. RESERVE CHAMPION MILKING GOAT	ROSETTE
CHAMPION DAIRY WETHER GOAT	ROSETTE & TROPHY
CHAMPION MEAT GOAT	ROSETTE & TROPHY

4-H POULTRY

Judge: Beth Lohrey

Judging time: 10 am, Saturday, July 30 - Poultry Barn

EXHIBIT RULES AND INFORMATION

1. Exhibitors must comply with the Illinois Livestock Health Regulations and General 4-H Rules and complete QAEC.
2. The 2022 ownership deadline for poultry is May 1.
3. Coops will be furnished (except for doves and quails, whose exhibitors must bring their own cages). Exhibitor must provide bedding.
4. All animals must be shown by the owner during judging. **Please note: A table show will be incorporated for the poultry judging again this year. This means the 4-H member will need to bring their chicken(s)/duck(s) to a table to be judged along with a ticket.**
5. Each 4-H member will be assigned a bank of cages that they will be responsible for keeping clean and neat during the fair.
6. If the 4-H member needs help getting their birds to the table, arrangements must be made in advance.
7. Light chicken breeds include Leghorns and Cross Hybrids.
8. Heavy chicken breeds include Reds, Rocks, Orpingtons, and Giants.
9. Old cock and old hen are defined as hatched prior to January 1, 2020.
10. Pigeon cages must be locked. Locks should be removed for judging.
11. Members MUST be present each day to feed, water, and care for their own poultry.
12. Member must clean cages twice daily and remove waste from the building. First cleaning should be completed before 10:00 am each day.
13. Food and water containers must be plastic or metal and secured/stationary.
14. No class changes will be permitted the day of judging.
15. Ornamental chickens and bantams WILL BE DISQUALIFIED if they are debeaked.

PRODUCTION CLASSES/ORNAMENTAL CLASSES

BREEDS	Single Cockerel	Old Cock	Single Pullet	Old Hen
Heavy				
Light				

- Light - 2 to 4 lbs.
- Medium - 4.1 to 8 lbs.
- Heavy - 8.1 lbs. and over

BANTAM CHICKENS CLASSES

BREEDS	Single Cockerel	Old Cockerel	Single Pullet	Old Hen
Single Comb Clean Legged				
Any Other Comb Clean Legged				
Single Comb Feather Legged				
Any Other Comb Feather Legged				
Barnyards (Standard/Bantam)				

EGG PRODUCTION (Exhibitors should check in with Poultry Superintendent)

- One dozen white eggs
- One dozen other colored eggs


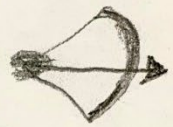

STANDARD DUCK CLASSES

BREEDS	Heavy	Medium	Light	Bantam
Young Drake				
Young Hen				
Old Drake				
Old Hen				

GEESE CLASSES

BREEDS	Young Gander	Young Goose	Old Gander	Old Goose
Heavy				
Medium				
Light				

DuPage County

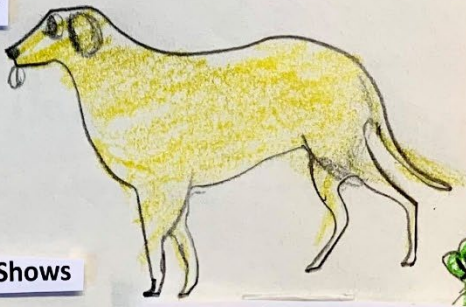


Fair Book

DuPage County 4-H Fair

(2022)

Go.illinois.edu/4HdckShows



Sophie Small, Opportunity Getters

PIGEON CLASSES

BREEDS	Cock	Hen
Kings		
Racing Homers		
Other		
Other Ornament		

MISCELLANEOUS POULTRY CLASSES

Members exhibiting doves, pheasants & quail MUST furnish their own cages.

	Pheasants	Quail	Guinea	Dove
One Male				
One Female				

TURKEY CLASSES

- Young Male
- Young Female
- Old Male
- Old Female

SPECIAL AWARDS

CHAMPION BANTAM	ROSETTE & TROPHY
RESERVE CHAMPION BANTAM	ROSETTE
CHAMPION ORNAMENTAL & PRODUCTION	ROSETTE & TROPHY
RESERVE CHAMPION ORNAMENTAL & PRODUCTION	ROSETTE
CHAMPION EGG PRODUCTION	ROSETTE
RESERVE CHAMPION EGG PRODUCTION	ROSETTE
CHAMPION PIGEON	ROSETTE & TROPHY
RESERVE CHAMPION PIGEON	ROSETTE
CHAMPION DUCK	ROSETTE & TROPHY
RESERVE CHAMPION DUCK	ROSETTE

CHAMPION GOOSE	ROSETTE & TROPHY
RESERVE CHAMPION GOOSE	ROSETTE
CHAMPION MISC. POULTRY	ROSETTE & TROPHY
RESERVE CHAMPION MISC. POULTRY	ROSETTE

4-H RABBITS

Judge: Lynn Eden

Judging time: 8 am, Saturday, July 30 - Rabbit Barn

EXHIBIT RULES AND INFORMATION

1. Exhibitors must comply with the Illinois Livestock Health Regulations and General 4-H Rules and complete QAEC.
2. The 2022 ownership deadline for rabbits is May 1.
3. All entries must be permanently ear tattooed.
4. The tattoo number should be in the left ear and the registration (if the rabbit has one) in the right ear.
5. The superintendent will inspect all rabbits at check-in. Diseased or unfit rabbits shall be removed at the discretion of the fair veterinarian or department superintendent.
6. Rabbits weighing less than 1 lb. by fair date will not be allowed to exhibit at the DuPage County Fair.
7. No pregnant rabbits are to be brought to the fair.
8. Only rabbits shown will be allowed in barn.
9. All ages are at the time of the show: Senior entries - over 8 months old; Intermediate entries - 6 to 8 months old; Junior entries - under 6 months old; Pre-Junior entries - under 3 months old.
10. Rabbits can be shown in either Meat Pen (commercial) or Fancy Three (fancy) but not in both. Check below for breed type.
11. Rabbits entered in a "breed type" may be entered in Fur Class, Meat Pen, Single Fryer, or Fancy Three, if the rabbit meets the requirements for the additional class.
12. No class changes the day of judging.
13. Everyone is expected to present his/her entry or entries at the judging table for judging. Only exhibitors will be allowed in the judging area during judging.
14. Cages will be furnished. Bedding will **not** be provided. Exhibitors supply bedding, food, and bowls. Rabbit cages must not have locks or chains on cages.
15. Members **MUST** be present each day prior to 10 am to feed, water, and clean the cage of their own rabbit(s).
16. Decorations may not be attached to cages. No balloons are allowed in the barn.
17. Individual checkout of rabbits may be required at the discretion of the department superintendent.

Breed types with no explicitly listed class are shown in "other purebred" classes (not inclusive).

RABBITS: COMMERCIAL BREED CLASSES - Champagne, Checkered Giant, Chinchilla (Standard, American, Giant), D'Argent, English Lops, New Zealand, Palominos, Satins, etc.

BREED	Sr. Buck	Sr. Doe	Inter Buck	Inter Doe	Jr. Buck	Jr. Doe	Pre Jr. Buck	Pre Jr. Doe	Fur Class
Flemish Giant									
California									
New Zealand									
Other Purebred (listed above)									

Meat Pen (Commercial Breeds) - A pen of 3 from one litter. Weight range from 3 ½ to 5 lbs. Maximum age: 69 days.

Single Fryer (Commercial Breeds) - Weight range from 3 ½ to 5 lbs. Maximum age: 69 days.

RABBITS: FANCY BREED CLASSES - Belgian Hares, Dutch, Florida White, Polish, Rex, Silver Marten, etc.

BREED	Sr. Buck	Sr. Doe	Jr. Buck	Jr. Doe	Fur Class
Himalayan					
Mini Rex Solid/Broken					
Dutch (All Colors)					
Mini Lop Solid					
Mini Lop Broken					
Netherland Dwarf					
Holland Lop Solid					
Holland Lop Broken					
Other Purebred Fancy (listed above)					

Fancy Three (Fancy Breeds) - 3 rabbits from same litter; maximum of 6 months, minimum of 1 lb. Rabbits judged on uniformity of their breed.
RABBITS: WOOLY BREED CLASSES - Angoras, Jersey, Woolies, Lionheads, etc.

BREED	Sr. Buck	Sr. Doe	Jr. Buck	Jr. Doe	Fur Class
Woolies					

RABBITS: GRADE CLASSES

BREED	Sr. Buck	Sr. Doe	Jr. Buck	Jr. Doe	Fur Class
Grades					

SPECIAL AWARDS

SHOWMANSHIP (4-H age 14 and over)	ROSETTE
JR. SHOWMANSHIP (4-H age 8-13)	ROSETTE
BEST OF BREED (One for each breed)	ROSETTE
BEST OPPOSITE SEX OF BREED (One for each breed)	ROSETTE
CHAMPION MEAT PEN	ROSETTE AND TROPHY
CHAMPION GRADE	ROSETTE AND TROPHY
CHAMPION COMMERCIAL	ROSETTE AND TROPHY
CHAMPION FANCY THREE	ROSETTE AND TROPHY
CHAMPION FANCY	ROSETTE AND TROPHY
CHAMPION WOOLY	ROSETTE AND TROPHY
GRAND CHAMPION #	ROSETTE AND TROPHY
RESERVE GRAND CHAMPION #	ROSETTE

#Selected from Champion Fancy, Champion Wooly, and Champion Commercial.

4-H SHEEP

Judge: Tony Dupuis

Judging Time: After Goats, Saturday, Jul 30 - Goat Barn

EXHIBIT RULES AND INFORMATION

1. Exhibitors must comply with Illinois Livestock Health Regulations and General 4-H Rules and complete YQCA training.
2. All sheep must be docked (hair/wool breeds are exempt).
3. Animals in lamb class must be born on or after September 1, 2021.
4. Animals exhibited in breeding classes cannot be shown in market classes.
5. A mixed pair is one male and one female (one ram and one ewe).
6. All animals must be purebred and registered in the name of the exhibitor with the exception of market and grade classes.
7. REGISTRATION PAPERS MUST BE PRESENTED TO THE SUPERINTENDENT UPON ENTRY.

MARKET SHEEP CLASSES

Market Lamb <i>(Ewe or Wether)</i>	Light Weight	Middle Weight	Heavy Weight
Pair of Market Lambs	Light Weight	Middle Weight	Heavy Weight

BREEDING CLASSES

Base date for all breeding classes is September 1.

Split date is January 1 for Corriedale, Dorset, Hampshire, Suffolk, Montedale. Split date is February 15 for Shropshire, Oxford, Southdown.

BREEDING CLASSES	Yrlng Ram, 1-2 yrs	Sr. Ram lamb	Jr. Ram lamb	Pair of Ram Lambs	Yrlng Ewe	Sr. Ewe Lamb	Jr. Ewe Lamb	Pair of Ewe Lambs	Mixed pair of Yrlngs	Mixed pair of Lambs
Southdown										
Hampshire										
Corriedale										
Suffolk										

Montadale										
Dorset										
Oxford										
AOB										

SPECIAL AWARDS

SHOWMANSHIP (4-H age 14 and over)	ROSETTE & TROPHY
JR. SHOWMANSHIP (4-H age 8-13)	ROSETTE & TROPHY
CHAMPION MARKET LAMB	ROSETTE & TROPHY
RESERVE CHAMPION MARKET LAMB	ROSETTE
CHAMPION RAM	ROSETTE & TROPHY
RESERVE CHAMPION RAM	ROSETTE
CHAMPION EWE	ROSETTE & TROPHY
RESERVE CHAMPION EWE	ROSETTE
CHAMPION PAIR OF MARKET LAMBS	ROSETTE & TROPHY
RESERVE CHAMPION PAIR OF MARKET LAMBS	ROSETTE

4-H SWINE

Superintendent: n/a

Judging Time: n/a

EXHIBIT RULES AND INFORMATION

1. Exhibitors must comply with Illinois Livestock Health Regulations and General 4-H Rules and complete YQCA training.
2. 4-H members are limited to **12** head total swine, breeding and market combined. Pen space is limited and we are trying to be fair to all exhibitors.
3. Purebred breeding gilts must be born between January 1, 2022 and March 31, 2022.
4. Barrows may be purebred, grade, or crossbred.
5. Hybrid or crossbred breeding gilts are to show in the grade or crossbred class.
6. All entries in purebred gilt classes must be purebred and registered in the name of the exhibitor only.
7. All entries in purebred barrow classes must be purebred and registered in the name of the exhibitor prior to June 1 of the current year. All entries in market classes must be farrowed on or after January 15 and before March 31 of the current year.
8. Breeding gilts cannot be shown in the market classes.
9. Market animals will be weighed and divided equally into weight classes.
10. No gilts can be shown in both market and breeding classes.
11. Purebred barrow papers must be presented at scale as at State Fair. There will be NO EXCEPTIONS.
12. No crossbreds will be allowed in purebred classes.
13. Barrows without papers will be automatically added to crossbred barrow classes.
14. There will be no re-weighs.
15. Entries are final. We will not allow barrows to be switched for gilts or gilts for barrows - nor will we switch around breeds (unless rule 13 applies. Pens will be assigned by superintendents.
16. No feeding or washing of feed pans in wash rack.

BREEDING SWINE CLASSES

	Berkshire	Chester White	Duroc	Hampshire	Poland China	Spotted	Yorkshire	AOB	X-bred
Gilts b. Jan									
Gilts b. Feb									
Gilts b. Mar									

MARKET SWINE CLASSES

Purebred Market	Berkshire	Chester White	Duroc	Hampshire	Poland China	Spotted	Yorkshire	AOB
Barrow								

Crossbred Market Animals	Light Weight	Middle Weight	Heavy Weight
Gilts			
Crossbred Barrows			

AWARDS: Each breed can have a Champion and Reserve Champion if merited.

SPECIAL AWARDS

SHOWMANSHIP (4-H age 14 and over)	ROSETTE & TROPHY
JR. SHOWMANSHIP (4-H age 8-13)	ROSETTE & TROPHY
GRAND CHAMPION BREEDING GILT	ROSETTE & TROPHY
RESERVE GRAND CHAMPION BREEDING GILT	ROSETTE
GRAND CHAMPION BARROW	ROSETTE & TROPHY
RESERVE GRAND CHAMPION BARROW	ROSETTE
CHAMPION PUREBRED GILT	ROSETTE & TROPHY
RESERVE CHAMP PUREBRED GILT	ROSETTE
CHAMPION PUREBRED BARROW	ROSETTE & TROPHY
RESERVE CHAMP PUREBRED BARROW	ROSETTE
CHAMPION CROSSBRED BARROW	ROSETTE & TROPHY
RESERVE CHAMP CROSSBRED BARROW	ROSETTE
CHAMPION MARKET GILT	ROSETTE & TROPHY
RESERVE CHAMPION MARKET GILT	ROSETTE

4-H DOG SHOW

Superintendents – Angie Schmidt

Show Date: Wednesday, June 22nd

Check In: 5:15 pm- 5:45 pm

Judging: 6:00 pm

Site- Robinson Hall, Kane County Fairgrounds

General Rules, Entry Procedures, and Fees

1. All 4-H'ers and their dog(s) must attend at least six (6) weeks of dog obedience training during the current program year in order to participate in the 4-H Dog Show. Proof of attendance in a dog obedience training program must be presented to the Extension Office by **Wednesday, June 1**. Exhibitors participating in **ONLY** the dog care classes are exempt from this rule.
2. Exhibitors must have been at least 8 years old and not yet 19 as of September 1, 2021.
3. Exhibitors shall be limited to one entry/dog in each obedience class. The same dog can be entered once in each show discipline; Obedience, Showmanship, and/or Rally Obedience.
4. Members may enter a maximum of two dogs if shown in different classes. Each dog may be shown in only one obedience class and one dog care class.
5. Special problems not covered by these rules will be acted upon by the superintendents and members of the County 4-H Dog Advisory Committee in accordance with the Illinois 4-H Policies including the Youth Code of Conduct and Member Behavior Guidelines.
6. All exhibitors must have completed the Quality Assurance and Ethics Certification and are expected to be familiar with and abide by both the principles of that certification and the Illinois Humane Care for Animals Act.
7. Proof of rabies vaccination must be shown at check in.
8. A dog being shown in the dog obedience project must be trained by and belong to the exhibitor or to a member of his/her immediate family. Or the dog can be leased for the length of the project and a signed agreement should be on file with local 4-H extension office by June 1, 2022.
9. All dogs must be leashed or crated while on the grounds. Dogs must be always under the exhibitor's supervision.
10. A dog that is not under the control of the exhibitor, or shows viciousness toward its handler, judge, or other dogs will be excused from further competition.
11. All participants must use appropriate show equipment. Acceptable leashes are a maximum of 6 ft. (can be shorter in advanced classes) of leather, nylon, or canvas. No prong or electronic collars will be allowed on the grounds. No identification tags on collars used in the show ring. Harnesses or other training aids such as a gentle leader are not acceptable show equipment.
12. Female dogs in season cannot participate in the local or state show.
13. It is the exhibitor's responsibility to be at ringside when their class is called. Judges are not required to hold classes for late entries.
14. It is highly recommended that exhibitors dress in a manner which displays respect for the judges and the sport. Sandals, flip-flops are not permitted.
15. To be eligible for state show, a dog and handler team must have a qualifying score of 170 points or above for all obedience classes. Only the Grand Champion Junior Showmanship and Grand Champion Senior Showmanship advance to the State Contest. Reserve Grand Champions may advance only if the Grand Champion cannot attend.
16. Judges' decisions are final.

THE ILLINOIS STATE 4-H DOG SHOW USES THE AMERICAN KENNEL CLUB REGULATIONS AS A GUIDELINE.

For complete AKC Rules and Regulations, please use the AKC website. Rulebook is available free to all as a PDF on their website.

American Kennel Club

8051 Arco Corporate Drive, Suite 100

Raleigh, NC 27617-3390

Tel: (919) 233-9767

OBEDIENCE

1. To be eligible for state show, a dog and handler team must have a qualifying score of 170 or above for all classes.
2. Dogs do not have to be AKC registered to show in the 4-H obedience show. AKC rules will be used as a guideline for judging. If a dog has 3 qualifying scores at either 1) county show, 2) state 4-H dog show, 3) AKC sanctioned match, 4) AKC trial, in beginner novice or novice, three months prior to the State 4-H Dog Show, it must be shown in the next higher class. The three qualifying scores can come from different shows or all from one show over time.
3. Beginner Novice I is for new handlers and inexperienced dogs only.
4. Beginner Novice II is for experienced handlers with inexperienced dogs or experienced dogs with inexperienced handlers. It is recommended that one qualifying score be achieved before advancing to the next class level.
5. Preferred Novice is for dogs who have qualified at least once in beginner Novice II the sit or stay walk around the ring will be utilized.
6. Novice I is for dogs who have qualified in Preferred Novice at least once, or upon recommendation of the local trainer.
7. Novice II is for dogs who have qualified in Novice at least once, or upon recommendation of the local trainer.
8. A run-off will be held in case of a tie for total score. a. All beginning level classes will use on leash heeling exercises. (Beginner Novice I and II, Novice and Graduate Novice) b. All advanced classes will use novice off lead heeling exercises. (Pre-Open and above)
9. Dogs must have a qualifying score to receive a rating/placing. No judge's sheets will be given to exhibitors. Score sheets will be viewed at judge's discretion. All awards will be given at the conclusion of each class (with the exception of the High Point Awards, which will be given at the conclusion of the last class in that category). Exhibitors must claim trophies and ribbons the day of the show. They will not be sent.
10. In most classes, commands/signals given by handler will be either voice or hand, but not both. The Stay command can be both verbal and a signal. See full AKC rules and regulations for clarification of your class's specific rules.
11. Exercises for all classes may be done in any order, depending upon scheduling and the judge's preference.

BEGINNER NOVICE I CLASS

(For inexperienced handlers and inexperienced dogs)

1. Heel on Leash (forward, halt, right turn, left turn, about turn, slow, normal and fast). The last order signifies that the handler and dog must break pace. These orders will be given by utilizing posted signs Maximum points 40
2. Figure Eight (on leash).....Maximum points 40
3. Sit for Exam (on leash).....Maximum points 40
4. Sit Stay (walk around ring).....Maximum points 40
5. Recall (off leash front/no finish).....Maximum points 40

BEGINNER NOVICE II CLASS

(For experienced handlers and inexperienced dogs or experienced dogs and inexperienced handlers.)

1. Heel on Leash (forward, halt, right turn, left turn, about turn, slow, normal and fast). The last order signifies that the handler and dog must break pace. These orders will be given by utilizing posted signs Maximum points 40
2. Figure Eight (on leash).....Maximum points 40
3. Sit for Exam (on leash).....Maximum points 40
4. Sit Stay (walk around ring).....Maximum points 40
5. Recall (off leash front/no finish).....Maximum points 40

PREFERRED NOVICE CLASS

1. Heel on Leash and Figure 8.....Maximum points 40
2. Stand for Examination (off leash).....Maximum points 30

3. Heel Free (off leash)	Maximum points 40
4. Recall (off leash with finish)	Maximum points 30
5. Sit or Down Stay-Walk around the Ring	Maximum points 30
6. Sit Stay-Get Your Leash (off leash)	Maximum points 30

NOVICE I & II CLASS

1. Heel on Leash and Figure 8 (on leash).....	Maximum points 40
2. Stand for Examination (off leash).....	Maximum points 30
3. Heel Free (off leash)	Maximum points 40
4. Recall (off leash).....	Maximum points 30
5. Sit Stay – Get your leash (off leash).....	Maximum points 30
6. Group Exercise – Sit & Down Stay (on leash)	Maximum points 30

GRADUATE NOVICE CLASS

1. Heel Free and Figure 8 (off leash)	Maximum points 40
2. Drop on Recall	Maximum points 40
3. Dumbbell Recall.....	Maximum points 30
4. Dumbbell Recall over High Jump.....	Maximum points 30
5. Recall over Broad Jump	Maximum points 30
6. Stay-Get your leash (sit, Down).....	Maximum points 30

PREFERRED OPEN CLASS

1. Heel Free and Figure 8.....	Maximum points 40
2. Command Discrimination (Stand, Down, Sit).....	Maximum points 30
3. Drop on Recall	Maximum points 30
4. Retrieve on Flat	Maximum points 20
5. Retrieve over High Jump	Maximum points 30
6. Broad Jump.....	Maximum points 20
7. Stay-Get your leash (Sit, Down).....	Maximum points 30

OPEN CLASS

1. Heel Free and Figure 8.....	Maximum points 40
2. Command Discrimination (Stand, Down, Sit).....	Maximum points 30
3. Drop on Recall	Maximum points 30
4. Retrieve on Flat	Maximum points 20
5. Retrieve over High Jump	Maximum points 30
6. Broad Jump.....	Maximum points 20
7. Stay-Get your leash (Sit, Down).....	Maximum points 30

GRADUATE OPEN CLASS

1. Signal Exercise	Maximum points 40
2. Scent Discrimination.....	Maximum points 30
3. Go Out	Maximum points 30
4. Directed Jumping.....	Maximum points 40
5. Moving Stand and Examination.....	Maximum points 30
6. Directed Retrieve.....	Maximum points 30

PREFERRED UTILITY CLASS

1. Signal ExerciseMaximum points 40
2. Scent Discrimination Article #1Maximum points 30
3. Scent Discrimination Article #2Maximum points 30
4. Directed Retrieve.....Maximum points 30
5. Moving Stand & ExaminationMaximum points 30
6. Directed Jumping.....Maximum points 40

UTILITY CLASS

1. Signal ExerciseMaximum points 40
2. Scent Discrimination Article #1Maximum points 30
3. Scent Discrimination Article #2Maximum points 30
4. Directed Retrieve.....Maximum points 30
5. Moving, Stand and Examination.....Maximum points 30
6. Directed Jumping.....Maximum points 40

VERSATILITY CLASS

Based on level of the dog's competency that has been previously trained by an adult: Novice, Open or Utility. The 4-H youth member will be assigned 5 random exercises from the training category at the dog's current or previous level. Each exercise will be worth 40 points to get possible 200 total points.

DOG CARE CLASS

Jr. Age Division (youth ages 8-13 as of 9/1/21): This class will be judged on handler's knowledge of dog's health, care, and grooming; the dog's handler's general appearance; and completeness of project book. Exhibitors in this class do not need to attend 6 weeks of dog obedience training. This class is not eligible for State Fair.

Sr. Age Division (youth ages 14-18 as of 9/1/21): Exhibitors will be judged on dog's health, care and grooming. Project book must be presented at the time of judging. (Not eligible for State Fair). Exhibitors in this class do not need to attend 6 weeks of dog obedience training. This class is not eligible for State Fair.

OBEDIENCE AWARDS

- Grand Champion Beginner Novice I, Dogs - Trophy/Rosette
- Reserve Grand Champion Beginner Novice I Rosette
- Grand Champion Beginner Novice II, Dogs - Trophy/Rosette
- Reserve Grand Champion Beginner Novice II Rosette
- Grand Champion Preferred Novice, Dogs - Trophy/Rosette
- Reserve Grand Champion Preferred Novice - Rosette
- Grand Champion Novice, Dogs - Trophy/Rosette
- Reserve Grand Champion Novice - Rosette
- Grand Champion Graduate Novice, Dogs - Trophy/Rosette
- Reserve Grand Champion Graduate Novice - Rosette
- Grand Champion Preferred Open, Dogs - Trophy/Rosette
- Reserve Grand Champion Preferred Open - Rosette
- Grand Champion Open, Dogs - Trophy/Rosette
- Reserve Grand Champion Open - Rosette
- Grand Champion Graduate Open, Dogs - Trophy/Rosette
- Reserve Grand Champion Graduate Open - Rosette
- Grand Champion Preferred Utility, Dogs - Trophy/Rosette

Reserve Grand Champion Utility - Rosette
Grand Champion Versatility – Trophy/Rosette
Reserve Grand Champion Versatility - Rosette
Grand Champion Dog Care (ages 8-13) - Trophy/Rosette
Reserve Grand Champion Dog Care (ages 8-13) - Rosette
Grand Champion Dog Care (ages 14-18) - Trophy/Rosette
Reserve Grand Champion Dog Care (ages 14-18) – Rosette

SHOWMANSHIP

1. Exhibitors will be judged on handling skill, knowledge of breed standards of their dog, dog show terminology and elementary dog anatomy. The judge has the right to question exhibitors in one or all of these areas.
2. Dogs will be judged on cleanliness, general health and grooming.
3. Purebred and non-purebred dogs are eligible for this class. The breed of dog has no bearing on judging or placement.
4. A dog eligible for Showmanship that must be withdrawn for good and sufficient reason (a female in season or veterinarian excuse) may be replaced by another dog owned by the handler or the family. This must be made in writing (giving the reason) at the beginning of the show.
5. Judges decisions are final.

SHOWMANSHIP CLASS

Jr Showmanship (youth ages 8-13 as of 9/1/21)
Sr Showmanship (youth ages 14-18 as of 9/1/21)

SHOWMANSHIP AWARDS

Grand Champion Jr Showmanship - Trophy/Rosette
Reserve Grand Champion Jr Showmanship – Rosette
Grand Champion Sr Showmanship – Trophy/Rosette
Reserve Grand Champion Sr Showmanship – Trophy/Rosette

RALLY OBEDIENCE

1. Dog/Handler team must receive a qualifying score of 70 out of 100 to compete at the state level.
2. The event will be timed. In event of a tie score, the fastest time will break the tie.
3. A Dog/Handler team must receive 3 qualifying scores before advancing to the next level.
4. Rally rings will be at least 2000 - 3000 square feet with a minimum width of 30 feet.
5. Unless otherwise noted, handler may speak to the dog, pat their leg, or clap their hands to encourage.

RALLY NOVICE

10-15 signs are used (not including start and finish). 3-7 of the signs must be “stationary” signs. Performed on leash.

RALLY INTERMEDIATE

12-17 signs are used (not including start and finish). 3-7 of the signs must be “stationary” signs. At least 3 “advanced” signs. Performed on leash.

RALLY ADVANCED

12-17 signs are used (not including start and finish). 3-7 of the signs must be “stationary” signs. At least 3 “advanced” signs. Dog must jump once. Performed **off leash**. Cannot pat leg or clap hands for encouragement.

RALLY EXCELLENT

15-20 signs are used (not including start, finish, or call marker). Dog must jump twice. 2 or more of the signs must be “advanced” signs. 3 or more of the signs must be “excellent” signs. Must include a “Sit Stay” sign. Performed **off leash**. Cannot pat leg or clap hands for encouragement.

Rally Awards

Grand Champion Rally - Trophy/Rosette
Reserve Grand Champion Rally - Rosette



4-H HORSE & PONIES

Superintendents: Pat Bunge, Deidre Cwian, Didi Dowling, Judy Dowling, Helen Feuerborn, Jim Feuerborn, Anne Herrmann, Kelly King, Sally King, Gia Nardini, Brandon Van de Water, Barb Witt, Robin Witt

Ring Announcers: Judy Dowling & Julie Kneip

Sunday, July 10, 12:00 p.m. –Club set-up may begin.

Wednesday, July 13, 4-9 p.m. -Check-in for animals.

Thursday, July 14-All classes start at 8:30 a.m.

Friday, July 15-All classes start at 8:30 a.m.

Saturday, July 16–Dressage Classes (first test will be ridden at 8:30 a.m.)

Please note you must also submit the following to the Extension Office no later than **Tuesday, June 14**: a copy of a **current negative Coggins test on all horses** that may be used during the show; **pen and stall reservation form; livestock member certification statement; and an assumption of risk and release form.**

Ponies will be measured **Wednesday, July 13 from 5:30-6:30 pm.** If you have a State of Illinois Pony Card, you may use that. Otherwise, ponies must be measured.

English Ponies -14.2 hands and under

Western Ponies -14 hands and under

RULES:

1. Project must be owned or leased and cared for by the 4-H member who shows it. Lease and/or ownership papers must be completed and submitted to the Extension Office by May 1, for all animals that an exhibitor may use.
2. To be eligible to show one horse or one pony by two or more members of the same family, said family must only own one rideable horse or pony. Said horse or pony may not be entered in more than 7 classes per day with a total of 9 classes. (Excluding walk/trot classes). Each exhibitor will be limited to two animals, or three animals if one is a production project. Mare and foal projects count as one. No stallions are allowed other than those born in the current year.
3. Each exhibitor will be eligible to enter no more than 7 classes per day, with a total of 9 classes, in any combination unless you are sharing a horse or pony. See rule #2. Dressage classes are included in the 9 class count.
4. At the discretion of the superintendent(s), small classes may be cancelled or combined; large classes may be split.
5. All animals, including those in production classes, must be clean, properly groomed and in good physical condition.
6. All exhibitors must be neatly and appropriately attired in either English or Western clothing. Chaps and spurs are optional in all Western classes. Half chaps are allowed with paddock shoes for English classes.
7. Helmets (ASI/SEI approved protective headgear) with safety harness BUCKLED will be required by all riders whenever mounted!
8. Any unsportsmanlike or unsafe conduct by 4-H members, parents, or leaders shall jeopardize a 4-H member's right to further exhibit in the show. Failure to comply with any of the rules may be sufficient cause for dismissal from the show.
9. Cell phones or other electronic devices may not be used by riders while they are mounted and riding.
10. Only cavesson styled nosebands and standing style martingale tiedowns are permitted in English Over Fences. Cavesson styled nosebands only and no standing style martingale tiedowns for English flat classes. No protective

legwear allowed in English classes. Nosebands, tiedowns, and protective boots are permitted in Gymkhana classes and Western tack required.

11. AGE IS FIGURED AS OF SEPTEMBER 1, 2021, for entry classes that have any age breakdown.
12. All horses and ponies must be saddled and bridled before being ridden in the exercise area. Riders must wear long pants and shoes or boots with a heel. NO HORSE TO BE RIDDEN OUTSIDE OF ARENA; HORSES BEING EXERCISED ARE TO BE MOUNTED IN ARENA ONLY.
13. Horses and ponies may only be exercised by a current Kane County 4-H member, this includes lunging. Exercising must be supervised by a superintendent, assistant superintendent, 4-H leader and/or a parent/legal guardian. Those not riding in a safe manner will be asked to leave the arena.
14. The decisions of the judges will be final.
15. To address the judge, 4-H members must go through a superintendent, and superintendent must remain present during conversation.
16. No riding of horses in barn aisles. No tying or grooming of horses in the aisles. No loose horses in the arena. No throwing water in the barns.
17. Lunging is allowed daily from 4:00 to 6:00 a.m. in the arena. It must be supervised by a parent, guardian, or 4-H leader. Lunge line should be in the hands of the 4-H member.
18. Only approved 4-H leaders, 4-H members and superintendents are allowed in the arena at any time.
19. Dressage Tests are to be ridden in an English saddle, with a plain/smooth snaffle with a caveson, dropped, figure 8 or flash noseband. Per USDF rules, incorrect tack will result in a white rating. Copies of the dressage test will be available after 5 p.m. on Friday of Fair Week.

* Limited to riders entering only in walk/trot, showmanship, and driving classes.

** Not eligible for any other jumping classes or Grand/Reserve Champion class. Schooling over jumps will be in the arena on Thursday at 5 p.m. and Friday morning at sunrise. This time is reserved for jumping only and is warm up for participants entered in jumping classes. Jump schooling will be supervised. **The schedule for jump schooling will be as follows: Thursday evening we will start with low jumps and move to high and on Friday we will start with high jumps and move to low. Riders must be present for appropriate height. Jumps will not be reset if you miss your time.** Speed rider practice will be from 6 to 8 p.m. on Wednesday. Speed practice will be supervised. All other times will be for exercise and flat work. Stall assignments will be made by superintendents prior to the fair.

Bareback Schooling will be in the arena on Thursday during the Warm-Up Break for Western Riders and Friday during Warm-Up Break for English Riders.

This show will be conducted in accordance with 4-H Horse and Pony rules except for any restrictions specified above, AQHA rules, USAEq rules for English/Hunters, and USDF for dressage where 4-H rules do not apply.

4-H HORSE & PONY CLASSES

THURSDAY CLASSES:

In Hand –English Showmanship:

- Class: English Pony Showmanship –14 & under**
- Class: English Pony Showmanship –15-18**
- Class: English Horse Showmanship –14 & under**
- Class: English Horse Showmanship –15-18**

Halter –Western Showmanship:

- Class: Western Pony Showmanship –14 & under**
- Class: Western Pony Showmanship –15-18**
- Class: Western Horse Showmanship –14 & under**
- Class: Western Horse Showmanship –15-18**
- Class: Production Class** (Animals exhibited in this class will be dismissed at the end of the show day on Friday. If they do not leave then, they must stay until check-out on Sunday.)

WARM-UP BREAK (for the following performance classes only):

- Class: English or Western Walk/Trot Pleasure ***
- Class: English or Western Walk/Trot Equitation ***
- NQ Class: English or Western Walk/Trot Pattern** (not a qualifier for Grand Champion Classes)* (Pattern to be posted morning of show)

Performance –Western:

- Class: Western Pony Pleasure**
- Class: Western Pony Horsemanship**
- Class: Western Horse Pleasure –14 & under**
- Class: Western Horse Horsemanship –14 & under**
- Class: Western Horse Pleasure –15-18**
- Class: Western Horse Horsemanship –15-18**
- Class: Western Horse & Pony Bareback**

WARM-UP BREAK (for speed riders only)

- Class: Pony Barrel Race**
- Class: Horse Barrel Race**
- Class: Pony Flag Race**
- Class: Horse Flag Race**
- Class: Pony Pole Bending**
- Class: Horse Pole Bending**
- Class: Pleasure Driving –English or Western**

FRIDAY CLASSES:

- Class: Beginning Pony Hunter over Fences (max 2'0") ****
- Class: Beginning Hunter Horse over Fences (max 2'0") ****
- Class: Intermediate Pony Hunter over Fences (max 2'3") **** **Class: Intermediate Hunter Horse over Fences (max 2'3") ****
- Class: Pony Hunter over Fences (max 2'6")**
- Class: Pony Equitation over Fences (max 2'6")**
- Class: Hunter over Fences –14 & under (max 2'6")**
- Class: Horse Equitation over Fences –14 & under (max 2'6")**
- Class: Hunter over Fences –15-18 (max 2'9")**
- Class: Horse Equitation over Fences –15-18 (max 2'9")**

WARM-UP BREAK (for English riders only)

- NQ Class: Command** (fun class only –not a qualifier for the Grand Champion classes. Open to both Western and English riders.) Judge's commands must be followed within three (3) strides of the command. Commands may include: side pass, pivot, and/or counter canter. The class is won by process of elimination.
- Class: Pony Hunter Under Saddle –18 & under**
- Class: Pony English Equitation under Saddle –18 & under**
- Class: Horse Hunter Under Saddle –14 & under**
- Class: Horse English Equitation under Saddle –14 & under**
- Class: Horse Hunter Under Saddle –15-18**
- Class: Horse English Equitation under Saddle –15-18**
- Class: English Horse & Pony Bareback**


SATURDAY CLASSES:

- Class: Dressage Training Level Test I –14 & under**
- Class: Dressage Training Level Test II –15-18**
- Class: Dressage NQ –Introductory Test C** (fun class only –not a qualifier for the Grand Champion classes.)
- Class: Dressage NQ –Western Dressage Basic Level 1** (fun class only –not a qualifier for the Grand Champion classes.)

AWARDS:

Grand Champion English Pony Showmanship	Trophy/Rosette
Reserve Grand Champion English Pony Showmanship	Rosette
Grand Champion Western Pony Showmanship	Trophy/Rosette
Reserve Grand Champion Western Pony Showmanship	Rosette
Grand Champion English Horse Showmanship	Trophy/Rosette
Reserve Grand Champion English Horse Showmanship	Rosette
Grand Champion Western Horse Showmanship	Trophy/Rosette
Reserve Grand Champion Western Horse Showmanship	Rosette
Grand Champion Equitation over Fences	Trophy/Rosette
Reserve Grand Champion Equitation over Fences	Rosette
Grand Champion Western Pony Horsemanship	Trophy/Rosette
Reserve Grand Champion Western Pony Horsemanship	Rosette

Grand Champion English Pony Equitation	Trophy/Rosette
Reserve Grand Champion English Pony Equitation	Rosette
Grand Champion Speed Pony	Trophy/Rosette
Reserve Grand Champion Speed Pony	Rosette
Grand Champion Speed Horse	Trophy/Rosette
Reserve Grand Champion Speed Horse	Rosette
Grand Champion Western Horse Horsemanship	Trophy/Rosette
Reserve Grand Champion Western Horse Horsemanship	Rosette
Grand Champion English Horse Equitation Rider	Trophy/Rosette
Reserve Grand Champion English Horse Equitation Rider	Rosette
Grand Champion English Pony Equitation over Fences	Trophy/Rosette
Reserve Grand Champion English Pony Equitation over Fences	Rosette
Grand Champion Dressage Rider	Trophy/Rosette
Reserve Grand Champion Dressage Rider	Rosette



MAKER

Superintendent: Jamie Schnall; Judge: Anne Burkhart

Awards: 1 Grand Champion Trophy/Rosette, 1 Reserve Champion Rosette

State Fair: Counties may submit 3 entries TOTAL combined from all Maker exhibit divisions.

Project Areas with Maker Classes:

Computer Science (SF 50400)

Exhibits in this category are designed to be multi-disciplinary in nature, innovative, and must not fit into any other exhibit category. To qualify for this category, your project MUST abide by the following guidelines:

- Exhibitors must complete the DIY Make & Build Curriculum and answer all the questions at the end of each lesson. You must display (or upload if virtual) your answers to these questions, as well as your Maker Log from the DIY Make and Build curriculum.
- Exhibits must be an object or device that has an intended purpose and uses technology in either a mechanical way, digital (computer) way, or combination of the two. Your device or object cannot be one of the included activities in the DIY Make and Build Curriculum.
- The device must be something that can be used in everyday life by multiple people (a target audience) and MUST be manufactured/built by the exhibitor (If not fully manufactured by the exhibitor, the device MUST be modified structurally or be reprogramed to perform a different function other than what it was designed to do).
- Exhibits MUST be able to interact with the outside world. (e.g., an on off switch, input sensors, feedback, etc.)
- Exhibits MUST include a detailed build log with instructions on how to make or build the exhibit AND contain either a 3D rendering or detailed and labeled sketches of the device/product.
- All parts and software used in the design/build MUST be listed in a detailed Bill of Materials including cost per item and total cost. Total time spent on the build must be documented in your build log.

In addition, exhibitors are HIGHLY encouraged to use tools such as 3-D printers, laser cutters, routers and/or other hand/power tools to help in the manufacturing process (NOTE: Simply 3-D printing or laser cutting an object without the other specifications does not qualify as a Maker Project). It is also HIGHLY encouraged that exhibits use Open-Source software and/or hardware in the build.

READY4LIFE CHALLENGE

State Fair: See project area pages for State Fair information for Ready4Life classes.

Project Areas with Ready4Life Classes:

Aerospace (SF 50133)	Family Heritage (SF 50199)	Robotics (SF 50293)
Animal Science (SF 50137)	Foods (SF 50210)	Shooting
Bicycle (not eligible for State Fair)	Forestry (SF 50216)	Sports (SF 50406)
Child Development (SF 50142)	Geology (SF 50224)	Small Engines (SF 50297)
Civic Engagement (SF 50149)	Health (SF 50231)	3-D Print & Design (not eligible for State Fair)
Clothing & Textiles (SF 50157)	Floriculture (SF 50198)	UAV (not eligible for State Fair)
College & Career (SF 50366)	Vegetable Gardening (SF 50318)	Theatre Arts (SF 50304)
Communications (SF 50370)	Intercultural (SF 50236)	Tractor (SF 50312)
Computer Science (SF 50164)	Interior Design (SF 50247)	Veterinary Science (SF 50322)
Consumer Ed (SF 501670)	Leadership (SF 50255)	Video (SF 50330)
Crops (SF 50175)	Natural Resources (SF 50267)	Visual Arts (SF 50351)
Electricity (SF50181)	Fishing & Wildlife (SF 50291)	Weather (SF 50395)
Entomology (SF 50187)	Photography (SF 50274)	Welding (SF 50355)
Entomology: Beekeeping (SF 50191)	Plant & Soils (not eligible for State Fair)	Woodworking (SF 50362)

These classes are open to 11- to 18-year-olds enrolled in any of the above project areas.

Exhibits in this category must include the following: a) a physical representation of the career or business product such as a model, prototype or display/portfolio that includes images of accomplished work; b) verbal or written explanations that demonstrate knowledge of the related career or business fields, potential careers, and the appropriate requirements for achievement in those fields. The judging criteria for this class values thoroughness of career and/or business exploration and pursuit above the workmanship of the physical specimen on display.

AEROSPACE

Superintendent: Jamie Schnell; Judge: Anne Burkhart

Awards: 1 Grand Champion Trophy / Rosette, 1 Reserve Champion Rosette

State Fair: Each county may send 2 entries total from 50130, 50131; and 1 entry from 50133.

Aerospace 2 Model Rocketry (SF 50130)

Exhibit one model rocket assembled or made by the member. The exhibit will be a static display. The model rocket should be in good flying condition. DO NOT include the rocket engine with your exhibit. The rocket will not be launched. Attach the printed directions for construction of the rocket if any were used.

Aerospace 2 Aerospace Display (SF 50131)

Prepare a display related to the aerospace project that does not fit in the model rocketry class. The exhibit may include, but is not limited to, original works, objects, demonstrations, digital presentations, programs, websites, games, apps, performances, or posters that you have made. Choose whatever method best shows what you've learned. You must furnish any equipment you need for your exhibit. Internet service will not be provided for the exhibit. All exhibits must include something visual, such as a printed copy of a digital presentation, which will remain on display during the exhibition. Electronic equipment will only be used during your personal judging time and will not remain on display during the entire exhibit period.

Aerospace 3 Model Rocketry (SF 50130)

Exhibit one model rocket assembled or made by the member. The exhibit will be a static display. The model rocket should be in good flying condition. DO NOT include the rocket engine with your exhibit. The rocket will not be launched. Attach the printed directions for construction of the rocket if any were used.

Aerospace 3 Aerospace Display (SF 50131)

Prepare a display related to the aerospace project that does not fit in the model rocketry class. The exhibit may include, but is not limited to, original works, objects, demonstrations, digital presentations, programs, websites, games, apps, performances, or posters that you have made. Choose whatever method best shows what you've learned. You must furnish any equipment you need for your exhibit. Internet service will not be provided for the exhibit. All exhibits must include something visual, such as a printed copy of a digital presentation, which will remain on display during the exhibition. Electronic equipment will only be used during your personal judging time and will not remain on display during the entire exhibit period.

Aerospace 4 Model Rocketry (SF 50130)

Exhibit one model rocket assembled or made by the member. The exhibit will be a static display. The model rocket should be in good flying condition. DO NOT include the rocket engine with your exhibit. The rocket will not be launched. Attach the printed directions for construction of the rocket if any were used.

Aerospace 4 Aerospace Display (SF 50131)

Prepare a display related to the aerospace project that does not fit in the model rocketry class. The exhibit may include, but is not limited to, original works, objects, demonstrations, digital presentations, programs, websites, games, apps, performances, or posters that you have made. Choose whatever method best shows what you've learned. You must furnish any equipment you need for your exhibit. Internet service will not be provided for the exhibit. All exhibits must include something visual, such as a printed copy of a digital presentation, which will remain on display during the exhibition. Electronic equipment will only be used during your personal judging time and will not remain on display during the entire exhibit period.

Aerospace Ready4Life Challenge (SF 50133)

Open to 11- to 18-year-olds enrolled in any Aerospace project.

Exhibits in this category must include the following: a) a physical representation of the career or business product such as a model, prototype or display/portfolio that includes images of accomplished work; b) verbal or written explanations that demonstrate knowledge of the related career or business fields, potential careers, and the appropriate requirements for achievement in those fields. The judging criteria for this class values thoroughness of career and/or business exploration

and pursuit above the workmanship of the physical specimen on display.

ANIMAL SCIENCE

Superintendent: Jamie Schnell; Judges: Dr. Sarah Reich, Sharon Rakowski

Awards: 1 Grand Champion Trophy / Rosette, 1 Reserve Champion Rosette

For youth enrolled in Beef, Cat, Dairy Cattle, Dog, Horse, Goat, Rabbits, Poultry, Sheep, Small Pets 1, Small Pets 2, Small Pets 3, Guinea Pigs, Swine

State Fair: Each county may submit 2 entries total from 50135A, 50135B; and 1 entry from 50137.

Animal Science 1 (SF 50135A)

For youth enrolled in this project 1-2 years.

Prepare a display focusing on any activity related to an animal project. Demonstrate the skills and knowledge you have gained through the animal project you studied. The exhibit may include, but is not limited to, original works, objects, demonstrations, digital presentations, programs, websites, games, apps, performances, or posters which you have made. Choose whatever method best shows what you have learned. You must furnish any equipment you need for your exhibit. Internet service will not be provided for the exhibit. All exhibits must include something visual, such as a printed copy of a digital presentation, which will remain on display during the exhibition. Electronic equipment will only be used during your personal judging time and will not remain on display during the entire exhibit period. Live animals are not permitted as exhibits in this area. For safety reasons, exhibits cannot include glass, syringes with needles, or any other sharp objects.

Animal Science 2 (SF 50135B)

For youth enrolled in this project 3 or more years.

Prepare a display focusing on any activity related to an animal project. Demonstrate the skills and knowledge you have gained through the animal project you studied. The exhibit may include, but is not limited to, original works, objects, demonstrations, digital presentations, programs, websites, games, apps, performances, or posters which you have made. Choose whatever method best shows what you have learned. You must furnish any equipment you need for your exhibit. Internet service will not be provided for the exhibit. All exhibits must include something visual, such as a printed copy of a digital presentation, which will remain on display during the exhibition. Electronic equipment will only be used during your personal judging time and will not remain on display during the entire exhibit period. Live animals are not permitted as exhibits in this area. For safety reasons, exhibits cannot include glass, syringes with needles, or any other sharp objects.

Animal Science Ready4Life Challenge (SF 50137)

Open to 11- to 18-year-olds enrolled in any animal project.

Exhibits in this category must include the following: a) a physical representation of the career or business product such as a model, prototype or display/portfolio that includes images of accomplished work; b) verbal or written explanations that demonstrate knowledge of the related career or business fields, potential careers, and the appropriate requirements for achievement in those fields. The judging criteria for this class values thoroughness of career and/or business exploration and pursuit above the workmanship of the physical specimen on display.

BICYCLE (not eligible for State Fair)

Superintendent: Kevin Westberg; Judge: Jennifer Goebel

Awards: 1 Grand Champion Trophy / Rosette, 1 Reserve Champion Rosette

Bicycle 1

State Fair: Not eligible for State Fair

Exhibitors will draw three situations from a bag that relate to activities from Level 1 and discuss/explain all three with the judge. Situations may include selecting bicycle safety equipment; demonstrate how to fit a helmet; identify bike parts and their function; selecting the right size bike; how to check bicycle tires, brakes and chains; recognizing traffic signs and their meaning; general discussion of bicycling hazards; and items to consider when planning a bike trip.

Bicycle 2

Exhibitors will draw three situations from a bag that relate to activities from Level 2 and discuss/explain all three with the judge. Situations may include factors to consider when choosing a bike; comparing tire pressure, valve type and tread; steps in fixing a flat tire; steps to follow when cleaning, lubricating and replacing a bike chain; evaluating the braking system on a bicycle; factors to consider when mapping out a bike route; rules for smart bike riding; and planning a menu for an all-day bike ride.

Bicycle Ready4Life Challenge (not eligible for state fair)

Open to 11- to 18-year-olds enrolled in any Bicycle project.

Exhibits in this category must include the following: a) a physical representation of the career or business product such as a model, prototype or display/portfolio that includes images of accomplished work; b) verbal or written explanations that demonstrate knowledge of the related career or business fields, potential careers, and the appropriate requirements for achievement in those fields. The judging criteria for this class values thoroughness of career and/or business exploration and pursuit above the workmanship of the physical specimen on display.

CHILD DEVELOPMENT

Superintendent: Kevin Westberg; Judge: Ann Paulikas

Awards: 1 Grand Champion Trophy / Rosette, 1 Reserve Champion Rosette

State Fair: Each county may submit 3 entries from 50141 and 1 entry from 50142.

Child Development (SF 50141)

Prepare a display that demonstrates the skills and knowledge you have gained studying child development. Topics might include, but are not limited to, selecting age-appropriate toys and activities, explaining child behavior, or recognizing child safety concerns. The exhibit may include, but is not limited to, original works, objects, demonstrations, digital presentations, programs, websites, games, apps, performances, or posters which you have made. Choose whatever method best shows what you have learned. You must furnish any equipment you need for your exhibit. Internet service will not be provided for the exhibit. All exhibits must include something visual, such as a printed copy of a digital presentation, which will remain on display during the exhibition. Electronic equipment will only be used during your personal judging time and will not remain on display during the entire exhibit period. For safety reasons, exhibits cannot include glass, syringes with needles or any other sharp objects.

Child Development Ready4Life Challenge (SF 50142)

Open to 11- to 18-year-olds enrolled in the Child Development project

Exhibits in this category must include the following: a) a physical representation of the career or business product such as a model, prototype or display/portfolio that includes images of accomplished work; b) verbal or written explanations that demonstrate knowledge of the related career or business fields, potential careers, and the appropriate requirements for achievement in those fields. The judging criteria for this class values thoroughness of career and/or business exploration and pursuit above the workmanship of the physical specimen on display.

CIVIC ENGAGEMENT

Superintendent: Kevin Westberg; Judge: Barb Barkhart

Awards: 1 Grand Champion Trophy / Rosette, 1 Reserve Champion Rosette

State Fair: Each county may submit 2 entries total from classes 50145, 50146, 50147; and 1 entry from 50149. **Due to space restrictions, exhibits are limited to 2' 6" wide and 15" deep.**

Civic Engagement 1 (SF 50145)

Exhibit a display illustrating one of the following options: 1) personal information about yourself – who you are, things you like to do, things you are good at, your favorites; 2) your feelings and how you handle these feelings; 3) your family, their responsibilities, how you work together; **OR** 4) the Family Pedigree that may include family group pages. **Due to space restrictions, exhibits are limited to 2' 6" wide and 15" deep.**

Civic Engagement 2 (SF 50146)

Exhibit a display illustrating one of the following options: 1) your neighborhood; 2) how you were a good neighbor or led a service project for your community; **OR** 3) a Citizenship Challenge that you helped organize and lead (see the project book for details). **Due to space restrictions, exhibits are limited to 2' 6" wide and 15" deep.**

Civic Engagement 3 (SF 50147)

Exhibit a display illustrating one of the activities that you completed within your project as it relates to one of the following categories in the manual: 1) Government; 2) Business and Industry; 3) Transportation, Communication & Utilities; 4) Culture & Heritage; 5) Natural Resources & Environment; 6) Education; 7) Organizations within your community; 8) Tourism; **OR** 9) Support Systems within your community. **Due to space restrictions, exhibits are limited to 2' 6" wide and 15" deep.**

Civic Engagement Ready4Life Challenge (SF 50149)

Open to 11- to 18-year-olds enrolled in any Citizenship project.

Exhibits in this category must include the following: a) a physical representation of the career or business product such as a model, prototype or display/portfolio that includes images of accomplished work; b) verbal or written explanations that demonstrate knowledge of the related career or business fields, potential careers, and the appropriate requirements for achievement in those fields. The judging criteria for this class values thoroughness of career and/or business exploration and pursuit above the workmanship of the physical specimen on display.

Service Learning 1 (not eligible for state fair)

Exhibit a binder portfolio to reflect what the exhibitor accomplished in the four steps of service learning. If exhibitor has been enrolled in project for multiple years, the binder portfolio should include previous years' work. Use of page protectors is recommended.

Service Learning 2 (not eligible for state fair)

Exhibit a binder portfolio to reflect what the exhibitor accomplished in the four steps of service learning. If the exhibitor has been enrolled in the project for multiple years (including Service Learning 1), the binder portfolio should include the previous years' work. Use of page protectors is recommended.

Service Learning 3 (not eligible for state fair)

Exhibit a binder portfolio to reflect what the exhibitor accomplished in the four steps of service learning. If the exhibitor has been enrolled in the project for multiple years (including Service Learning 1 & 2), the binder portfolio should include the previous years' work. Use of page protectors is recommended.

CLOTHING & TEXTILES

Superintendent: Lora Ford; Judge: Evelyn Olson

**Awards: 1 Grand Champion Trophy / Rosette, STEAM 1, STEAM 2, STEAM 3, Shopping in Style, Ready4Life
1 Reserve Champion Rosette, STEAM 1, STEAM 2, STEAM 3, Shopping in Style, Ready4Life**

State Fair: Each county may submit 3 STEAM entries total from 50151 a-c, 50152 a-c, 50153 a-c; 2 shopping entries from 50154, 50155, 50156; and 1 Ready4Life entry from 50157.

All exhibits entered in the clothing and textiles area will be judged based on their construction and fit (if applicable). Exhibitors bringing garments should not wear their garments when they arrive for judging as the garment will be reviewed by the judges for construction first. Exhibitors will be asked to change into the garment as the second step of the judging process. If the garment was constructed for another individual, that individual must be present to wear the garment for the judge. (Only the exhibitor who made the garment is eligible for ribbon and premium.) Construction and appearance will both be considered during judging. If a pattern was used to make the item, the pattern instructions, either written or electronic, are to be included with the exhibit. Exhibit tags should be attached to the garment, not to the hanger.

Members wishing to exhibit knitted items should enroll in Visual Arts Fiber (if original) or Visual Arts Heritage Arts (if made from a pattern). **We strongly encourage youth interested in pursuing quilting to enroll and exhibit in the Visual Arts Quilting project area.** Youth may still exhibit quilts in any level of Clothing as a "Sewn Non-Clothing" item, but these quilts will be judged using the Clothing rubric that evaluates the sewing skills and construction of the item. If exhibiting quilts in the Clothing area, all work on the quilt MUST be completed by the 4-H member. You cannot exhibit a quilt that was quilted by someone else. Quilts can be hand OR machine quilted if ALL work is completed by the exhibitor.

CLOTHING: STEAM

STEAM Clothing 1 – FUNdamentals (SF 50151a, 50151b, 50151c)

Exhibit one of the following in either the Non-Sewn, Sewn Non-Clothing, or Sewn Clothing exhibit divisions:

Non-Sewn Exhibits (SF 50151a) Exhibit one of the following:

- Clothing Portfolio – Complete at least three different samples/activities from Chapter 2 and/or Chapter 3 of the project manual. Examples of samples you might include How Two Magically Become One, pages 85-86; No Fear of Fray, pages 93-95; Two Sides of the Moon, pages 97-99; On the Flip Side, pages 101-104; Basic Hand Sewing Skills, pages 106-108. The Portfolio should be placed in an 8 ½" x 11", 3 ring binder. Include an appropriate cover, dividers, and table of contents. NOTE – additional pages can be added each year but must be dated with the year. See pages 9-10 of the project manual for portfolio formatting.
- Fabric Textile Scrapbook – Must include at least 5 different textile samples. Use Textile Information Cards template on page 41 in the project manual to identify fabric swatches. Completed textile cards should be placed in an 8 ½" x 11", 3-ring binder. Include an appropriate cover. See project manual, pages 42-74, for fabric options and fabric science experiments.
- What's the Difference - What's the Price Point – Exhibit may include a notebook, poster, small display sharing a project comparison and price point. See activity, pages 118-120. Exhibit should include PHOTOS; NO actual PILLOWS.

Beginning Sewing Exhibits – exhibits in this class must be made from medium weight woven fabrics that will sew and press smoothly, flannel/fleece is acceptable. Solid color fabrics or those having an overall print are acceptable. NO PLAIDS, STRIPES, NAPPED or JERSEY KNIT. Patterns should be simple WITHOUT DARTS, SET-IN SLEEVES, and COLLARS. Raglan and loose flowing sleeves are acceptable.

Sewn Non-Clothing Exhibits (SF 50151b) Exhibit one of the following:

- Pillowcase
- Simple Pillow – no larger than 18" x 18"
- Bag/Purse – no zippers or buttonholes
- Other non-clothing item using skills learned in project manual

Sewn Clothing Exhibits (SF 50151c) Exhibit one of the following:

- Simple top
- Simple pants, shorts, or skirt – no zipper or buttonholes
- Simple Dress – no zipper or buttonholes
- Other – other wearable item using skills learned in project manual (apron, vest, etc.)

STEAM Clothing 2 – Simply Sewing (SF 50152a, 50152b, 50152c)

Exhibit one of the following in either the Non-Sewn, Sewn Non-Clothing, or Sewn Clothing exhibit divisions:

Non-Sewn Exhibits (SF 50152a) Exhibit one of the following:

- Clothing Portfolio – Complete at least four different samples/activities from Chapters 2, 3 AND/OR 4 of the project manuals. The Portfolio should be placed in an 8 ½" x 11", 3 ring binder. Include an appropriate cover, dividers, and table of contents. NOTE – this can be a continuation of a Portfolio created in STEAM Clothing 1. Additional pages can be added each year but must be dated with the year created. See project manual, pages 9-11, for portfolio formatting.
- Expanded Textile Science Scrapbook – Must include at least 10 different textile samples. Use Textile Information Cards template on page 39 in the project manual to identify fabric swatches. Completed textile cards should be placed in an 8 ½" x 11", 3 ring binder. Include an appropriate cover. See project manual, pages 40-82, for fabric science experiments.
- Design Basics – Understanding Design Principles – Exhibit should include a learning experience that demonstrates the design principles and elements involved when selecting fabric for clothing and accessories. See project manual, pages 17-20, for design suggestions.
- Entrepreneurial Sewing – Exhibit should highlight items you made for sale online. Create an exhibit that displays products you made and posted online. Refer to the project manual, pages 161-167, for information on how to analyze the cost of similar purchased items to determine pricing of your products. The exhibit may be a notebook, poster, or small display.

Sewn Non-Clothing Exhibits (SF 50152b) Exhibit one of the following:

- Recycled Clothing Accessory – Create a clothing accessory made from a used item. The item must be changed in some way in the redesign process. The finished accessory must reflect at least one skill learned in the project and exhibitor should be able to identify the skill used. A before picture and a description of the redesign process must accompany the exhibit. Clothing accessory may include hat, bag, scarf, belt, etc.
- Non-Clothing Item OR Clothing Accessory – Create a non-clothing item or clothing accessory using at least one skill learned in this project. Exhibitor should be able to identify the skill used.

Sewn Clothing Exhibits (SF 50152c) Exhibit one of the following:

- Recycled Clothing – Create a garment from used textile-based items. The original used item must be redesigned (not just embellished or decorated) in some way to create a new wearable piece of clothing. The finished garment must reflect at least one skill learned in this project and exhibitor should be able to identify the skill used. A before picture and a description of the redesign process must accompany the exhibit.
- Constructed garment – Any garment with facings or curves. Should use at least one skill learned in this project and exhibitor should be able to identify the skills used. Garment should be appropriate for the age and experience of the member.

STEAM Clothing 3 – A Stitch Further (SF 50153a, 50153b, 50153c)

Exhibit one of the following in either the Non-Sewn, Sewn Non-Clothing, or Sewn Clothing exhibit divisions:

Non-Sewn Exhibits (SF 50153a) Exhibit one of the following:

- Clothing Portfolio – Complete at least four different samples/activities from Chapters 2, 3 AND/OR 4 of the project manuals. The Portfolio should be placed in an 8 ½" x 11", 3 ring binder. Include an appropriate cover, dividers, and table of contents. NOTE – this can be a continuation of a Portfolio created in STEAM Clothing 1 and/or STEM Clothing 2. Additional pages can be added each year but must be dated with the year created. See project manual, pages 11-13, for portfolio formatting.

- Expanded Textile Science Scrapbook – Must include at least 10 different textile samples. Use Textile Information Cards template on page 29 in the project manual to identify fabric swatches. Completed textile cards should be placed in an 8 ½” x 11”, 3 ring binder. Include an appropriate cover. See project manual, pages 39-52, for fabric science experiments.
- Advanced Entrepreneurial Sewing – Using knowledge gained in project manual, Chapter 5, display one sample product with a business plan that includes a business ID and logo. The exhibit may be a notebook, poster or small display.

Sewn Non-Clothing Exhibit (SF 50153b) Exhibit one of the following:

- Recycled Clothing Accessory – Create a clothing accessory made from a used item. The item must be changed in some way in the redesign process. The finished accessory must reflect at least one skill learned in the project and exhibitor should be able to identify the skill used. A before picture and a description of the redesign process must accompany the exhibit.
- Non-Clothing Item OR Clothing Accessory – Create a non-clothing item or clothing accessory using at least one skill learned in this project. Exhibitor should be able to identify the skill used.

Sewn Clothing Exhibit (SF 50153c) Exhibit one of the following:

- Recycled Clothing – Create a garment from used textile-based items. The original used item must be redesigned (not just embellished or decorated) in some way to create a new wearable piece of clothing. The finished garment must reflect at least one skill learned in this project and exhibitor should be able to identify the skill used. A before picture and a description of the redesign process must accompany the exhibit.
- Constructed garment – Any garment constructed by the member which is appropriate for the age and experience of the exhibitor. Should use at least one skill learned in this project and exhibitor should be able to identify the skills used. Possible examples are wool garment, dress, or jacket with set in sleeves and zipper or buttons and buttonholes, suit, evening gown or sport outfit.

CLOTHING: SHOPPING

Exhibit one of the following options that align with the Shopping in Style level. If a garment is part of the 4-H exhibit, exhibitors should put the garment on PRIOR to their judging time.

Shopping in Style: Members are encouraged to spend more than one year involved in this project, so they have time to learn what clothing styles look best on them while they also gain skills in building a versatile wardrobe and staying within their budget. Each year enrolled in Shopping should build on the previous year’s learning experience.

Shopping in Style (SF 50154, 50155, 50156)

Beginning (SF 50154) (Levels 1 & 2)– Choose one of the following activities from Unit 1 or Unit 2 of the project book:

- Exhibit should consist of a garment that reflects your personal style along with a poster or report that 1) explains how this garment reflects your style and how it influences what others think of you; **OR** 2) how your personal style either aligns or contradicts what is “in style” today. **OR**
- Exhibit should include a garment you purchased along with a poster or report that explains or illustrates how this garment is either 1) a modern version of a fad or fashion from an earlier decade; **OR** 2) how this garment reflects a different ethnic or cultural influence. Exhibit should include garment you purchased along with a poster or report that provides 1) a body shape discussion and how body shape influences clothing selections; **OR** 2) a color discussion that provides an overview of how different colors complement different hair colors and skin tones and how that influenced garment selection. Poster or report may include pictures from magazines, the internet or actual photos of garments. **OR**
- Exhibit should include garment you purchased along with a poster or report that 1) explains how this garment uses the principles of design lines to create an illusion to alter appearance; **OR** 2) explains how color and texture of fabrics can complement or enhance appearance. Poster or report may include pictures from magazines, the internet, or actual photos of garments.

Intermediate (SF 50155) (Levels 3 & 4) – Choose one of the following activities from Unit 3 or Unit 4 of the project:

- Exhibit should include two clothing items that were previously a part of your wardrobe that still fit but you don’t wear anymore and pair them with something new to make them wearable again. Also include a report that

explains why the garment was not being worn and what you did to transform it into a wearable garment again. **OR**

- Exhibit should include at least five pieces of clothing that exhibitor can mix and match to create multiple outfits. Include a poster or report that includes a clothing inventory AND describes what you have learned by completing this activity. **OR**
- Exhibit should include garment you purchased along with a poster or report that 1) includes a wardrobe inventory which indicates why you selected the garment you did, clothing budget, and cost of garment; **OR** 2) explains how advertising influences clothing purchases, making a distinction between wants and needs; and how the purchase of this garment compliments and/or extends your wardrobe. **OR**
- Exhibit should include garment you purchased along with a poster or report that 1) describes a cost comparison of this item completed by the exhibitor when purchasing the garment; should include variety of shopping options and/or price tracking at stores over a period of time; **OR** 2) provides a quality comparison rating the specific clothing item purchased based on care, construction, cost and unique features; should include construction quality details, design features that influenced selection, cost per wearing, and garment care.

Advanced (SF 50156) (Levels 5 & 6) – Choose one of the following activities from Unit 5 or Unit 6 of the project book:

- Exhibit should include garment you purchased along with a poster or report that summarizes care requirements not only for this garment but also for garments made of other natural and synthetic fibers; exhibit should also include a care cost analysis for garments of different fibers. **OR**
- Exhibit should include garment you purchased which you have repaired or altered along with a poster or report that provides a clothing inventory list which includes cost savings for repaired items as compared to purchasing replacement garments.
- Exhibit should include multiple garments you purchased along with a poster or report that provides plans and commentary for a fashion show that would capture the attention of an audience. Fashion show plans should identify target audience, include show venue, purpose of the show, and logistical plan for the fashion show. This should also include a financial plan. Exhibitor should be prepared to demonstrate modeling skills.

Sewing & Textiles Ready4Life Challenge (SF 50157)

Open to 11- to 18-year-olds enrolled in any Sewing & Textiles project.

Exhibits in this category must include the following: a) a physical representation of the career or business product such as a model, prototype or display/portfolio that includes images of accomplished work; b) verbal or written explanations that demonstrate knowledge of the related career or business fields, potential careers, and the appropriate requirements for achievement in those fields. The judging criteria for this class values thoroughness of career and/or business exploration and pursuit above the workmanship of the physical specimen on display.

CLOVERBUDS

Superintendent: Kevin Westberg; Judge: Ann Paulikas

Awards: Participation Ribbon (Non-premium Class)

EXHIBIT RULES AND INFORMATION

1. 4-H Cloverbud members should be prepared to discuss what they learned with the designated adult representative.
2. The 4-H Cloverbud Group contact leader may be present with the 4-H Cloverbud members. This is a non-competitive sharing experience.
3. 4-H Cloverbuds is a non-premium class. 4-H Cloverbud participation ribbons will be awarded to each member of the group present for sharing.
4. The 4-H Cloverbuds class is for youth ages 5-7 as of September 1, 2021, enrolled in a DuPage County 4-H Cloverbud Group. Enrollment in a 4-H Cloverbud group must be made on or before April 1, 2022, to be eligible to participate in this class. Members must be enrolled in a Cloverbud project.

Cloverbud Project Display (not eligible for State Fair)

Prepare a group display of one activity completed from any of the 4-H Cloverbud curriculums (i.e., Cloverbuds 1 or 2). A table area of approximately 2 ½ ' X 2 ½ ' will be available for display. All Cloverbud members are encouraged to be present at the time of sharing along with the contact leader.

COLLEGE & CAREER READINESS

Superintendent: Kevin Westberg; Judge: Barb Barkhardt

Awards: 1 Grand Champion Trophy / Rosette, 1 Reserve Champion Rosette

State Fair: Each county may submit 1 entry from 50365; and 1 entry from 50366.

Build Your Future (SF 50365)

Develop a career portfolio which includes the items listed below. Members are encouraged to spend more than one year involved in this project, so they have time to thoroughly explore the learning modules and develop a greater understanding of planning and preparing for their future and develop a comprehensive career planning portfolio. The original OR photocopies of the completed activities from the project manual should be included in the portfolio. Each year enrolled in the project should build on the previous year's learning experiences.

- **First Year** – Complete a minimum of Activities 1-4 from the Build Your Future project manual which includes: Skills...Choices...Careers; Making Career Connections; Build Your Future Through Portfolios; and Education Pay\$.
- **Second Year** – Complete a minimum of Activities 5-7 from the Build Your Future project manual which includes: Career FUNds; Turn Your 4-H Passion into Profit; and Pounding the Pavement.
- **Third Year** – Complete a minimum of Activities 8-9 from the Build Your Future project manual which includes: Putting the Pieces Together: Goals for the Future; and Pathways to Success.

College & Career Ready4Life Challenge (SF 50366)

Open to 11- to 18-year-olds enrolled in the College & Career project.

Exhibits in this category must include the following: a) a physical representation of the career or business product such as a model, prototype or display/portfolio that includes images of accomplished work; b) verbal or written explanations that demonstrate knowledge of the related career or business fields, potential careers, and the appropriate requirements for achievement in those fields. The judging criteria for this class values thoroughness of career and/or business exploration and pursuit above the workmanship of the physical specimen on display.

COMMUNICATIONS

Superintendent: Kevin Westberg; Judge: Chelsea Vail

Awards: 1 Grand Champion Trophy / Rosette, 1 Reserve Champion Rosette

State Fair: Each county may submit 2 entries total from 50367, 50368, 50369; and 1 entry from 50370.

Communications 1 (SF 50368)

For 1st year enrolled in project: Exhibit a binder portfolio showcasing at least three activities from the project manual. Show basic activities and anything that extended lessons. For 2nd and 3rd years in project: Include everything from earlier years' work and add a section showcasing at least four additional activities per year.

Communications 2 (SF 50368)

For 1st year enrolled in project: Exhibit a binder portfolio showcasing at least three activities from the project manual. Show basic activities and anything that extended lessons. For 2nd and 3rd years in project: Include everything from earlier years' work and add a section showcasing at least four additional activities per year.

Communications 3 (SF 50368)

For 1st year enrolled in project: Exhibit a binder portfolio showcasing at least three activities from the project manual. Show basic activities and anything that extended lessons. For 2nd and 3rd years in project: Include everything from earlier years' work and add a section showcasing at least four additional activities per year.

Creative Writing (SF 50367)

(County Level) To provide the best learning experience, it is suggested that counties receive submissions in this class prior to the exhibition date to allow a judge adequate time to read the submissions and provide meaningful review. Each member may submit only one entry per class. Each entry is to be typewritten on 8 ½" x 11" paper and include the exhibitor's name. Entries must be original and **written for the 4-H project**. Stories should be double-spaced. Poems may be single-spaced.

- **Rhymed Poetry** – An interpretation of a subject in rhymed verse. Submit a collection of three poems.
- **Free Style Poetry** – An interpretation of a subject in unrhymed verse. Submit a collection of three poems.
- **Short Story** – A fiction piece comprised of three basic elements: a theme, a plot, and characters. Submit one story, maximum length: 2,000 words.
- **Essay** – A short nonfiction composition in which a theme is developed, or an idea is expressed. Submit one essay, maximum length: 500 words.
- **Feature Story** – Nonfiction human-interest story judged on interest to readers, writing style, readability, and thoroughness of coverage. Submit one story, maximum length: 1,000 words.

State Level Creative Writing: If promoted to state, follow the instructions below to submit your entry.

1. Members are strongly encouraged to upload their submission to the State Creative Writing Box folder at least two days prior to the beginning of State Fair. Members need to include their name and county in the title of the file. Upload files to: <https://uofi.app.box.com/f/bdfd27ca56d6411bad64967978e5c2ed>
2. Members are also required to bring hard copy of their project to drop off the morning that their county is exhibiting at the state fair.

Journalism (SF 50369)

Exhibit a binder portfolio showing the results of the appropriate year's activities noted below:

- **Year 1:** Accomplishments of a minimum of 5, 2-star activities from Part 1, answering all the questions in the activities.
- **Year 2:** Results of doing a minimum of 5, 2-star activities in Part 2, answering all the questions in the activities.
- **Year 3:** Results of doing a minimum of 5, 3-star activities from Parts 1 and 2. One of the activities must include writing an advance story, a follow-up story, or a feature story.
- **Year 4:** Results of doing at least 2, 2-star activities and 3, 3-star activities from Part 3. If the activities include making an audio or videotape, State Fair will provide a way for the judge to view or listen to it.

Communications Ready4Life Challenge (SF 50370)

Open to 11- to 18-year-olds enrolled in any Communications project.

Exhibits in this category must include the following: a) a physical representation of the career or business product such as a model, prototype or display/portfolio that includes images of accomplished work; b) verbal or written explanations that demonstrate knowledge of the related career or business fields, potential careers, and the appropriate requirements for achievement in those fields. The judging criteria for this class values thoroughness of career and/or business exploration and pursuit above the workmanship of the physical specimen on display.

COMMUNICATIONS: PUBLIC PRESENTATIONS

Enrollment in the Public Presentations project is required to participate in this section. No live animals are allowed in speeches. Counties may advance a total of 3 entries from any category to the state contest. A 4-H member may advance in one individual category and one team category.

Formal Speech | Self-written | Notes Allowed | No props | Individual | 4-6 minutes

Formal Speeches share the presenter's own unique view and are intended to motivate, persuade, or inform an audience and may include a call to action. Youth deliver a speech on any topic they wish.

Illustrated Speech | Self-written | Notes Allowed | Illustrations Required | Individual | 4-6 minutes

Illustrated Speeches may be used to inform, persuade, or motivate the audience while using a visual aid. Visual aids may be two dimensional, three-dimensional, or digital. Youth may include audience participation. Digital visual aids must be stored on a USB flash drive. Illustrated speeches may be:

- How-to demonstrations which show the audience how to do something.
- Object lessons which use objects as metaphors to share a message.
- Educational models where drawings or diagrams help explain a topic.

Original Works | Self-written | Notes Allowed | Props and Costumes Allowed | Individual or 2-Person Team | Manuscripts sent in Advance | 4-6 minutes

Original works must be written entirely by the presenter. It may be presented as an individual or a two-person team entry. Manuscripts must be sent in advance to the contest. Presentations may be designed for TV, radio, or online media and must be presented live. The types of entries could include:

- Prose and Short Stories
- Poetry
- Broadcast Media Program
- Theatrical
- Combined Program: Combine any number of the above elements along with other creative presentation forms

Oral Interpretation | Published Work | Props and Costumes Allowed | Individual or 2-Person Team | Manuscripts sent in Advance | 4-6 minutes

Presentations in Oral Interpretation must be published works, and manuscripts or transcripts must be submitted prior to the event. They may be presented as an individual or a two-person team entry. The types of entries could include:

- Prose and Short Stories
- Poetry
- Theatrical Interpretation
- Published Speech Recitation: Excerpt from a spoken presentation delivered by a public figure, such as Winston Churchill, Dr. Martin Luther King, Jr., or Maya Angelou
- Combined Program: Combine any number of the above elements along with other creative presentation forms

COMPUTER SCIENCE

Superintendent: Jamie Schnell; Judge: Jim Green

Awards: 1 Grand Champion Trophy / Rosette, 1 Reserve Champion Rosette

State Fair: Each county may submit 3 entries total from 50159, 50160, 50161, 50162; and 1 entry from 50164.

Exhibitors may bring computer equipment for demonstration purposes. Computers will not be furnished. Internet connections are not available for use by exhibitors. Any member found to be using computer software in a manner that infringes on copyright laws will be disqualified.

Beginning Visual Programming (not eligible for state fair)

Open to youth in Computer Science Visual Based Programming

Exhibit a simple program using Scratch (or other simple visual programming language). The program should include 8 different commands including looping and getting input from the keyboard and mouse. All exhibits must include something visual, such as a poster or printed copy of a digital presentation, which will remain on display during the exhibition. Electronic equipment will only be used during your personal judging time and will not remain on display during the entire exhibit period.

Intermediate Visual Programming (SF 50159)

Open to youth in Computer Science Visual Based Programming

Exhibit a program using Scratch (or other simple visual programming language) that you have downloaded from the internet and modified. Compare the two programs and demonstrate the changes you made to the original program; **OR** create an animated storybook using Scratch (or other simple graphical programming language). All exhibits must include something visual, such as a poster or printed copy of a digital presentation, which will remain on display during the exhibition. Electronic equipment will only be used during your personal judging time and will not remain on display during the entire exhibit period.

Advance Visual Programming (SF 50160)

Open to youth in Computer Science Visual Based Programming

Exhibit a video game you have created in Scratch (or other simple visual programming language). All exhibits must include something visual, such as a poster or printed copy of a digital presentation, which will remain on display during the exhibition. Electronic equipment will only be used during your personal judging time and will not remain on display during the entire exhibit period.

Website Design (SF 50161)

Open to youth in Computer Science Visual or Text Based Programming

Exhibit an original website that you have designed. Internet access will not be provided, so exhibitors must supply their own internet hotspot, or the website must be hosted on the exhibitor's computer). All exhibits must include something visual, such as a poster or printed copy of a digital presentation, which will remain on display during the exhibition. Electronic equipment will only be used during your personal judging time and will not remain on display during the entire exhibit period.

Computer Open Source / Innovation CS (SF 50162)

Open to youth enrolled in Computer Science Text-Based Programming or robotics project).

Demonstrate the skills and knowledge you have gained through the Computer project. The exhibit may include, but isn't limited to, original works, objects, demonstrations, digital presentations, programs, websites, games, apps, performances, or posters which you have made. Choose whatever method best shows what you've learned. Your exhibit should not fit in the other exhibit options for this project. You must furnish any equipment you need for your exhibit. Internet service will not be provided for the exhibit. Exhibits in this class may also demonstrate successful application of open source (publicly available) computing software and/or hardware, such as Raspberry Pi and Linux, to accomplish a task. All exhibits must include something visual, such as a poster or printed copy of a digital presentation or programming flowchart, which will remain on display during the exhibition. Exhibits in this area will be judged on the computer science programming. Youth enrolled in a robotics project should choose this class if you want the exhibit to be judged on the programming of the robot. Electronic equipment will only be used during your personal judging time and will not remain on display during the entire

exhibit period.

Computer Science Ready4Life Challenge (SF 50164)

Open to 11- to 18-year-olds enrolled in any Computer project

Exhibits in this category must include the following: a) a physical representation of the career or business product such as a model, prototype or display/portfolio that includes images of accomplished work; b) verbal or written explanations that demonstrate knowledge of the related career or business fields, potential careers, and the appropriate requirements for achievement in those fields. The judging criteria for this class values thoroughness of career and/or business exploration and pursuit above the workmanship of the physical specimen on display.

CONSUMER EDUCATION

Superintendent: Kevin Westberg; Judge: Barb Barkhardt

Awards: 1 Grand Champion Trophy / Rosette, 1 Reserve Champion Rosette

State Fair: Each county may submit 2 entries total from 50168, 50169; and 1 entry from 50167.

Entrepreneurship: Be the E! (Not eligible for state fair)

Exhibit a binder portfolio or display that includes the results of at least two completed activities from each year the exhibitor has been enrolled in the project. Completed activities from previous years should be included.

My Financial Future 1 Beginner (SF 50168)

Develop a Financial Planning portfolio which includes the items listed below. This project can be completed all in one year; or a member may take several years to explore each of the activities and develop a more detailed financial plan. The original OR photocopies of the completed activities from the project manual should be included in the portfolio. Each year enrolled in the project should build on previous year experiences.

- **First Year** – Complete a minimum of Activities 1-6 from the My Financial Future – Beginner project manual which includes: Who Needs This? Let's get SMART; Bringing Home the Bacon; Managing Your Money Flow; My Money Personality; and Money Decisions.
- **Second Year and Beyond** – Complete a minimum of Activities 7-11 from the My Financial Future – Beginner project manual which includes: Banking your \$\$\$\$; Charging it Up; Check it Out; Better than a Piggy Bank!; and My Work; My Future.

My Financial Future 2 Advanced (SF 50169)

Building on your previous work in My Financial Future – Beginner project, continue adding to your Financial Planning portfolio which includes the items listed below. Members are encouraged to spend more than one year involved in this project, so they have time to thoroughly explore the learning modules and develop a greater understanding of financial literacy, planning for their future, and develop a comprehensive career and financial planning portfolio. The original OR photocopies of the completed activities from the project manual should be included in the portfolio. Each year enrolled in the project should build on previous year's learning experiences.

- **First Year** – Complete a minimum of two activities from Module 1: Earning Income and Career Planning and Module 2: Organizing Your Flow.
- **Second Year** – Complete all activities not previously completed in Module 1: Earning Income and Career Planning and Module 2: Organizing Your Flow; **AND** a minimum of two of the activities from Module 3: Working with Banks and Credit Unions: Bank on It and Module 4: Making Your \$ Work 4 U.
- **Third Year and Beyond** – Complete all activities not previously completed in Module 3: Working with Banks and Credit Unions: Bank on It and Module 4: Making Your \$ Work 4 U; **AND** a minimum of two activities from Module 5: Credit and Consumer Breadcrumbs.

Consumer Ed Ready4Life Challenge (SF 50167)

Open to 11- to 18-year-olds enrolled in any Consumer Education project.

Exhibits in this category must include the following: a) a physical representation of the career or business product such as a model, prototype or display/portfolio that includes images of accomplished work; b) verbal or written explanations that demonstrate knowledge of the related career or business fields, potential careers, and the appropriate requirements for achievement in those fields. The judging criteria for this class values thoroughness of career and/or business exploration and pursuit above the workmanship of the physical specimen on display.

CROPS

Superintendent: n/a; Judge: n/a

Awards: 1 Grand Champion Trophy / Rosette, 1 Reserve Champion Rosette

State Fair: Each county may submit 3 entries total from 50170, 50171, 50172, 50173; and 1 entry from 50175.

Soybeans (SF 50170)

Exhibit five fresh plants (include root system that is washed) that are representative of member's 4-H project field; **OR** exhibit an experimental or educational project related to one experience from your project. Include explanation of the project in a report for public understanding. Include the member's crop records with the exhibit, such as the 4-H crop record found online @ 4-H.illinois.edu, an FFA crops record, or similar information.

Corn (SF 50171)

Exhibit two fresh plants of field corn (include root system that is washed) that are representative of member's 4-H project field; **OR** exhibit an experimental or educational project related to one experience from your project. Include explanation of the project in a report for public understanding. *Sweet corn should be exhibited in Vegetable Gardening unless being raised under commercial contract by the exhibitor.* Include the member's crop records with the exhibit, such as the 4-H crop record found online @ 4-H.illinois.edu, an FFA crops record, or similar information.

Small Grains (SF 50172)

Exhibit one gallon of the current year's crop of oats, wheat, rye, or barley that is representative of the member's 4-H project field; **OR** exhibit an experimental or educational project related to one experience from your project. Include explanation of the project in a report for public understanding. Include the member's crop records with the exhibit, such as the 4-H crop record found online @ 4-H.illinois.edu, an FFA crops record, or similar information.

Crops Innovation Class (SF 50173)

Open to youth enrolled in any Crops project

Demonstrate the skills and knowledge you have gained through the Crops project. This could be related to, but not limited to crop production, crop utilization or topics of interest to the member related to agronomy. The exhibit may include, but isn't limited to, original works, objects, demonstrations, digital presentations, programs, websites, games, apps, performances, or posters which you have made. Choose whatever method best shows what you've learned. Your exhibit should not fit in the other exhibit options for this project. You must furnish any equipment you need for your exhibit. Internet service will not be provided for the exhibit. All exhibits must include something visual, such as a printed copy of a digital presentation, which will remain on display during the exhibition. Electronic equipment will only be used during your personal judging time and will not remain on display during the entire exhibit period.

Crops Ready4Life Challenge (SF 50175)

Open to 11- to 18-year-olds enrolled in any Crops project

Exhibits in this category must include the following: a) a physical representation of the career or business product such as a model, prototype or display/portfolio that includes images of accomplished work; b) verbal or written explanations that demonstrate knowledge of the related career or business fields, potential careers, and the appropriate requirements for achievement in those fields. The judging criteria for this class values thoroughness of career and/or business exploration and pursuit above the workmanship of the physical specimen on display.

DRONES: UNMANNED AERIAL VEHICLES/SYSTEMS

Superintendent: Jamie Schnall; Judge: Jim Green

Awards: 1 Grand Champion Trophy / Rosette, 1 Reserve Champion Rosette

State Fair: Each county may submit 2 entries from each class.

Choose one of the following classes based on your interest and skill level.

Each Exhibitor must complete all three sections of Quads Away Curriculum and display (or upload) a completed Mission Logbook.

UAV Display (SF 50375)

Prepare a display related to the Drones/UAV project on the topic of your choosing. The exhibit may include, but isn't limited to, original works, objects, demonstrations, digital presentations, programs, websites, games, apps, performances, or posters which you have made. Choose whatever method best shows what you've learned. You must furnish any equipment you need for your exhibit. Internet service will not be provided for the exhibit. All exhibits must include something visual, such as a printed copy of a digital presentation, which will remain on display during the exhibition. Electronic equipment will only be used during your personal judging time and will not remain on display during the entire exhibit period. Non-UAV/ Drone projects should not be entered in this class (see Aerospace Display).

UAV Unmanned Aerial Systems (SF 50376)

Exhibit one Unmanned Aerial Vehicle and associated system assembled or made by the member. UAV or Drone exhibits in this class must be either originally designed or built from a kit of reconfigurable parts and components. These displays are limited to multicopters (tri, quad, hex, and octocopters), as well as FPV airplanes and flying wings with wingspans up to 36". A detailed build log with pictures, as well as a Mission Logbook must be included. The UAV MUST have a Flight Controller and utilize a camera/video transmission system. The exhibit will be a static display. The Drone should be in good flying condition with batteries fully charged, and all UAS components (including Video System) ready to demonstrate. DO NOT display your UAV with the propellers on, but rather on the table to the side of your UAV. The Drone will not be flown. Attach the printed directions/instructions of the UAV if any were used.

ELECTRICITY

Superintendent: Jamie Schnall; Judge: Jim Green

Awards: 1 Grand Champion Trophy / Rosette, 1 Reserve Champion Rosette

State Fair: Each county may submit 3 entries total from 50177, 50178, 50179; and 1 entry from 50181.

Electricity 1 (SF 50177)

(May only be battery-powered projects using battery components and wiring). Exhibit a momentary switch, simple switch, basic circuit, electromagnet, galvanometer, **OR** an electric motor. All projects must include a report explaining how the project was constructed and the principles demonstrated. Recommendations can be found on the website. Projects using paper clips, cardboard, thumbtacks, and brads are not eligible for state fair exhibits in electricity. Members wishing to exhibit these types of projects should consider exhibiting in Junk Drawer Robotics 1 or 2.

Electricity 2 (SF 50178)

(May only be battery-powered projects using battery components and wiring). Exhibit a circuit board demonstrating parallel and series switches, including a circuit diagram; 3-way or 4-way switch circuit using DC/battery; **OR** a basic electrical device (examples: rocket launcher, burglar alarm, etc.). All projects must include a report explaining how the project was constructed and the principles demonstrated. Recommendations can be found on the website. Projects using paper clips, cardboard, thumbtacks, and brads are not eligible for state fair exhibits in electricity. Members wishing to exhibit these types of projects should consider exhibiting in Junk Drawer Robotics 1 or 2.

Electricity 3 (SF 50179)

Exhibit a 120V lighting fixture or other appliance that uses a switch; **OR** two electrical household circuits using 120V materials to comply with National Electrical Code, one with a simple on/off switch to control bulb, and one using 3-way switches to control light from two locations; **OR** other project which demonstrates principles in the Wired for Power book. All electricity projects must include a report, explaining how the project was constructed, and principles for its operation. Recommendations can be found on the website.

Electricity 4 (not eligible for state fair)

Exhibit any electronic or solid-state appliance. Exhibitor must be able to explain how the project was constructed, how it is to be used and how it works. When project is being constructed, general safety and workmanship should be considered.

Electricity Ready4Life Challenge (SF 50181)

Open to 11- to 18-year-olds enrolled in any Electricity project.

Exhibits in this category must include the following: a) a physical representation of the career or business product such as a model, prototype or display/portfolio that includes images of accomplished work; b) verbal or written explanations that demonstrate knowledge of the related career or business fields, potential careers, and the appropriate requirements for achievement in those fields. The judging criteria for this class values thoroughness of career and/or business exploration and pursuit above the workmanship of the physical specimen on display.

ENTOMOLOGY GENERAL

Superintendent: Jamie Schnell; Judge: Nanette Kalscheur

Awards: 1 Grand Champion Trophy / Rosette, 1 Reserve Champion Rosette

State Fair: Each county may submit 2 entries total from 50183, 50184, 50185, 50186; 1 entry from Class 50187.

Size and number of exhibit cases should relate appropriately to the number of insects being displayed for a specified class. Cases should be no deeper than 4". Exhibitors should note that Entomology exhibits may be placed UPRIGHT for display.

Entomology 1 (SF 50183)

Exhibit 15 or more species representing four or more orders. Collection must be accurately labeled. Exhibitors must also include the Entomology 1 project manual, *Teaming with Insects 1*, with at least one completed activity for each year enrolled. The project manual must be included. Rules for pinning and labeling insects are available from your local Extension office.

Entomology 2 (SF 50184)

Exhibit 30 or more species representing eight or more orders. Collection must be accurately labeled. Exhibitors must also include the Entomology 2 project manual, *Teaming with Insects 2*, with at least one completed activity for each year enrolled. The project manual must be included. Rules for pinning and labeling insects are available from your local Extension office.

Entomology 3 (SF 50185)

Exhibit 60 or more species representing twelve or more orders. Collection must be accurately labeled. Exhibitors must also include the Entomology 3 project manual, *Teaming with Insects 3*, with at least one completed activity for each year enrolled. The project manual must be included. Rules for pinning and labeling insects are available from your local Extension office.

Entomology Display (SF 50186)

Open to youth enrolled in Entomology 1, Entomology 2 or Entomology 3

Exhibit any activity or display related to Entomology that does not fit into Entomology Classes 1, 2 or 3 above. The exhibit may include, but isn't limited to, original works, objects, demonstrations, digital presentations, programs, websites, games, apps, performances, or posters which you have made. Choose whatever method best shows what you've learned. You must furnish any equipment you need for your exhibit. Internet service will not be provided for the exhibit. All exhibits must include something visual, such as a printed copy of a digital presentation, which will remain on display during the exhibition. Electronic equipment will only be used during your personal judging time and will not remain on display during the entire exhibit period.

Entomology Ready4Life Challenge (SF 50187)

Open to 11- to 18-year-olds enrolled in any Entomology project.

Exhibits in this category must include the following: a) a physical representation of the career or business product such as a model, prototype or display/portfolio that includes images of accomplished work; b) verbal or written explanations that demonstrate knowledge of the related career or business fields, potential careers, and the appropriate requirements for achievement in those fields. The judging criteria for this class values thoroughness of career and/or business exploration and pursuit above the workmanship of the physical specimen on display.

ENTOMOLOGY BEEKEEPING

Superintendent: Jamie Schnall; Judge: Nanette Kalscheur

Awards: 1 Grand Champion Trophy / Rosette, 1 Reserve Champion Rosette

State Fair: Each county may send 2 entries total from classes 50188, 50189, 50190; and 1 entry from 50191.

Create an exhibit that shows the public what you learned in the beekeeping project this year. **Note:** No beehives may be exhibited. (Honey moisture content will be measured.) Fill level: the honey should be filled to the jar shoulder, not over, nor under. Chunk honey should go in a wide-mouth jar, preferably one specially made for chunk honey (see beekeeping catalogs). Be careful to distinguish “chunk honey” (comb in jar) from “cut comb” (comb only in plastic box). *Honey exhibited (including chunk, cut comb, and sections) must be collected since the previous year’s fair.*

Beekeeping 1 (SF 50188)

Exhibit an educational display for one (1) of the following:

- Flowers used to make honey. Display pressed flowers from ten (10) different Illinois plants that bees use for making honey.
- Uses of honey and beeswax.
- Setting up a beehive.
- Safe handling of bees.
- Equipment needed by a beekeeper.

Beekeeping 2 (SF 50189)

Exhibit one (1) of the following:

- Extracted honey: Three (3) 1# jars (glass, screw-top), holding 1# of honey each.
- Chunk honey (comb in jar): Three (3) 1# jars (wide-mouth, glass).
- Cut-comb honey: Three (3) 1# boxes (boxes are usually 4 ½” x 4 ½” in size).
- Section honey: Three (3) sections of comb honey (in basswood boxes or Ross rounds).
- Working with honey bees. Present a topic from your manual to teach fairgoers about working with honey bees. Use your knowledge and creativity to display this information on a poster or in a notebook.

Beekeeping 3 (SF 50190)

Exhibit three (3) of the five (5) kinds of honey listed below (#1-5) or prepare an educational display about honey bees or beekeeping (#6).

1. Extracted honey: Three (3) 1# jars (glass, screw-top), holding 1# of honey each.
2. Chunk honey (comb in a jar): Three (3) 1# jars (wide-mouth, glass) .
3. Cut-comb honey: Three (3) 1# boxes (boxes are usually 4 ½” x 4 ½” in size).
4. Comb honey: Three (3) sections (honey built by bees in frames of wood commonly called “sections”) (boxes are usually 4 ½” x 4 ½” in size).
5. Section honey: Three (3) sections of comb honey (in basswood boxes or Ross rounds) **OR**
6. Prepare an educational display about honey bees or beekeeping.

Entomology Beekeeping Ready4Life Challenge (SF 50191)

Open to 11- to 18-year-olds enrolled in any Entomology project.

Exhibits in this category must include the following: a) a physical representation of the career or business product such as a model, prototype or display/portfolio that includes images of accomplished work; b) verbal or written explanations that demonstrate knowledge of the related career or business fields, potential careers, and the appropriate requirements for achievement in those fields. The judging criteria for this class values thoroughness of career and/or business exploration and pursuit above the workmanship of the physical specimen on display.

ESPORTS

Superintendent: Kevin Westberg; Judge: Adam Kowalyszen

Awards: 1 Grand Champion Trophy / Rosette, 1 Reserve Champion Rosette

State Fair: Each county may submit 3 entries from 50378.

All exhibitors must complete all activities in the Illinois 4-H eSports Pilot Curriculum.

eSports (SF 50378)

Compete in at least 1 ranked tournament online or in person (either as a team or solo), and fully document your progress throughout. Any game with a documentable bracket system, and at least 3 rounds counts. Be sure to include a description of the tournament, your match information, your win-loss record, and description of the game and platform being used to play the game (Ram requirements/capabilities of your machine, video card specs., etc.). Prepare a PowerPoint presentation describing your journey through eSports (including your 1 mandatory tournament), what you have learned about gaming/eSports, and why you think more youth should be involved. Also include a detailed description of your most important win, explaining your strategy in that victory. Be sure to include screenshots and video, if possible. Load your presentation to a USB drive and be sure to add narration if uploading for virtual exhibition.

EXPLORATORY (not eligible for state fair)

Superintendent: Kevin Westberg; Judge: Jennifer Goebel

Awards: 1 Grand Champion Trophy / Rosette, 1 Reserve Champion Rosette

State Fair: Not eligible for State Fair.

EXPLORATORY (*Welcome to 4-H*) (not eligible for state fair)

Youth ages 8 – 10 may exhibit a display on one of the following topics from the project book:

- Windowsill gardening; **OR**
- 4-H animals; **OR**
- 4-H family; **OR**
- Coat of arms

COLLECTIBLES (not eligible for state fair)

Bring your completed project book and your collection or examples of your collection (if it's too large to bring) with pictures of total collection, OR an exhibit or poster illustrating one feature of the project.

FAMILY HERITAGE

Superintendent: Kevin Westberg; Judge: Pat Quetch

Awards: 1 Grand Champion Trophy / Rosette, 1 Reserve Champion Rosette

State Fair: Each county may submit 1 entry from 50197; and 1 entry from 50199.

Family Heritage (SF 50197)

Prepare an exhibit of items, pictures, maps, charts, slides/tapes, drawings, illustrations, writings or displays that depict the heritage of the member's family or community or 4-H history. Please note: Exhibits are entered at 4-H'ers own risk. 4-H is not responsible for loss or damage to family heirloom items or any items in this division. Displays should not be larger than 22" x 28" wide. If you need a size waiver because the historical item is larger than 22" x 28" please contact the superintendents for approval.

Family Heritage Ready4Life Challenge (SF 50199)

Open to 11- to 18-year-olds enrolled in any Entomology project.

Exhibits in this category must include the following: a) a physical representation of the career or business product such as a model, prototype or display/portfolio that includes images of accomplished work; b) verbal or written explanations that demonstrate knowledge of the related career or business fields, potential careers, and the appropriate requirements for achievement in those fields. The judging criteria for this class values thoroughness of career and/or business exploration and pursuit above the workmanship of the physical specimen on display.

FOODS & NUTRITION

Superintendent: Molly Ostrander; Judges: Laura Bennett, Theresa Clark, Ellen Jackson, Jean Roe

Awards: 1 Grand Champion Trophy / Rosette for Cooking 101, 201, 301, 401, Food Science, Food Preservation, Foods Innovation, Foods Nutrition Ready4Life Challenge

1 Reserve Champion Rosette for Cooking 101, 201, 301, 401, Food Science, Food Preservation, Foods Innovation, Foods Nutrition Ready4Life Challenge

State Fair: Each county may submit 7 entries total from any of these food classes: 50200 A-C, 50201 A-C, 50202 A-E, 50203 A-D, 50204, 50206, 50208 A-F, 50211; and 1 entry from 50210.

4-H Cooking 101 (SF 50200A, 50200B, 50200C)

*Using the recipes included in the project manual, prepare an exhibit for **one** of the classes below. No icing should be on any products. If you make changes to the recipe, bring a copy of the recipe with your changes. Bars, coffeecake, or cookies should be displayed on a disposable plate placed in a zip-sealing plastic bag. *In addition to your food exhibit, complete the What's on Your Plate? Activity on pages 10-11 in the 4-H Cooking 101 project manual. Bring a document with printed pictures of your 3 or more plates and the answers to questions 1-7 to remain on display with your project. The words on the plates must be legible and clearly visible in the picture. Pictures, graphics or photos are acceptable.**

- Cereal Bars** (SF 50200A) - 3 cereal marshmallow bars
- Coffeecake** (SF 50200B) - ¼ of 8" square or round coffeecake
- Cookies** (SF 50200C) - 3 cookies

4-H Cooking 201 (SF 50201A, 50201A, 50201C)

*Using the recipes included in the project manual, prepare an exhibit for **one** of the classes below. If you make changes to the recipe, bring a copy of the recipe with your changes. Bread, muffins, or scones should be displayed on a disposable plate placed in a zip-sealing plastic bag. *In addition to your food exhibit, complete Experiment with Meal Planning Activity on page 91 in the 4-H Cooking 201 project manual. Bring either page 91 with your completed answers or a document with the answers to remain on display with your project along with a picture of the meal you prepared. You do **not** need to complete the Challenge Yourself section on page 91.**

- Muffins** (SF 50201A) - 3 cheese muffins
- Scones** (SF 50201C) - 3 scones
- Nut Bread** (SF 50201C) - ½ loaf (9" x 5") of basic nut bread

4-H Cooking 301 (SF 50202A, 50202B, 50202C, 50202D, 50202E)

*Using the recipes included in the project manual, prepare an exhibit for **one** of the classes below. If icing is used on the tea ring or sweet rolls, the recipe for the icing must also come from the book. The yeast bread/roll dough may be prepared in a bread making machine; however prepared mixes are not permitted. If you make changes to the recipe, bring a copy of the recipe with your changes. Display exhibit on a disposable plate or pie tin and place in a zip-sealing plastic bag. *In addition to your food exhibit, complete one of the six experiments: Experiment with Flour p. 33-34, Experiment with Kneading p. 35-36, Experiment with Yeast p. 37-38 or 39, Experiment with Butter p. 62-63 or Experiment with Cheese p. 104-105. Bring a document with a printed picture of your experiment and the answers to the experiment questions to remain on display with your project.**

- Dinner Rolls** (SF 50202A) - 3 dinner rolls
- Yeast Bread** (SF 50202B) - loaf of yeast bread
- Tea Ring** (SF 50202C) - 1 tea ring
- Sweet Rolls** (SF 50202D) - 3 sweet rolls
- Cake** (SF 50202E) - one layer of a rich white cake or rich chocolate cake, top side up (*without frosting*)

4-H Cooking 401 (SF 50203A, 50203B, 50203C, 50203D)

*Using the recipes included in the project manual, prepare an exhibit for **one** of the classes below. If you make changes to the recipe, bring a copy of the recipe with your changes. Display exhibit on a disposable plate and place in a zip-sealing plastic bag. *In addition to your food exhibit, pick one of the recipes from Cooking 401 that is not a choice for exhibit. Make**

the recipe and take a picture of the results. Bring a document with a printed picture of the food you made from the recipe and the answers to the following two questions: 1.) If you made this recipe again, what would you do differently? 2.) What did you learn that can help you in other ways besides preparing food?

Focaccia Bread (SF 50203A) - ¼ of a 15" x 10" loaf of focaccia bread (do not include dipping oil)

Pie Shell (SF 50203B) - one baked pie shell – traditional, oil, or whole wheat (no graham cracker)

Sponge Cake (SF 50203C) - ¼ golden sponge cake, top side up, without frosting

French Bread (SF 50203D) - ½ loaf French bread

Food Science 1 (SF 50204)

Prepare a display, digital presentation, or poster on one of the food science experiments from the manual that you completed. Share 1) the food science question you investigated; 2) process used to conduct the experiment; 3) results and observations; 4) what you learned; and 5) how you have applied this information. You must furnish any equipment you need for the exhibit. Internet service is not provided. All exhibits must include something visual, such as a printed copy of a digital presentation. Electronic equipment will only be used during your judging time and will not remain on display during the exhibit period.

Food Science 2 (SF 50204)

Prepare a display, digital presentation, or poster on one of the food science experiments from the manual that you completed. Share 1) the food science question you investigated; 2) process used to conduct the experiment; 3) results and observations; 4) what you learned; and 5) how you have applied this information. You must furnish any equipment you need for the exhibit. Internet service is not provided. All exhibits must include something visual, such as a printed copy of a digital presentation. Electronic equipment will only be used during your judging time and will not remain on display during the exhibit period.

Food Science 3 (SF 50204)

Prepare a display, digital presentation, or poster on one of the food science experiments from the manual that you completed. Share 1) the food science question you investigated; 2) process used to conduct the experiment; 3) results and observations; 4) what you learned; and 5) how you have applied this information. You must furnish any equipment you need for the exhibit. Internet service is not provided. All exhibits must include something visual, such as a printed copy of a digital presentation. Electronic equipment will only be used during your judging time and will not remain on display during the exhibit period.

Food Science 4 (SF 50204)

Prepare a display, digital presentation, or poster on one of the food science experiments from the manual that you completed. Share 1) the food science question you investigated; 2) process used to conduct the experiment; 3) results and observations; 4) what you learned; and 5) how you have applied this information. You must furnish any equipment you need for the exhibit. Internet service is not provided. All exhibits must include something visual, such as a printed copy of a digital presentation. Electronic equipment will only be used during your judging time and will not remain on display during the exhibit period.

Sports Nutrition (SF 50206)

Prepare a display, digital presentation, or poster on one of the activity chapters in the manual that you completed. The activity chapters are listed by page number in the table of contents. Your exhibit should include, at minimum, information on one physical fitness component and one food/recipe component from the activity chapter. The exhibit should include the project manual with the pages of the activity completed. You may also include live demonstration of physical activities. Do not bring food made using the recipes but consider adding pictures of the completed recipes to your exhibit. You must furnish any equipment you need for the exhibit. Internet service is not provided. All exhibits must include something visual, such as a printed copy of a digital presentation. Electronic equipment will only be used during your judging time and will not remain on display during the exhibit period.

Examples for Activity 1

Example A: Make a video of yourself practicing flexibility, strength and endurance physical fitness activities and making pasta salad with different vegetable, pasta and dressing ideas. Bring a screenshot and brief description of your video to leave on display.

Example B: Make a poster of pictures of flexibility, strength and endurance physical fitness activities and information on the results of making the spinach and mandarin orange salad. Include answers to the questions in the book.

Food Preservation (SF 50208a, 50208b, 50208c, 50208d, 50208e, 50208f)

Prepare an exhibit using **ONE** of the following food preservation methods: canning; freezing; drying; pickles/relishes; jams, jellies and preserves **OR** a combination of these (see Preservation Combination option below), excluding Freezing. **No freezer jam exhibits will be allowed for Freezing; Jams, Jellies, and Preserves; or for the Preservation Combination options.**

Canning (SF50208a) – The exhibit should include two different canned foods in appropriate jars for the products. Food may be fruit, vegetable, or tomato product (i.e. salsa, juice, etc.).

Freezing (SF50208b) – Prepare a nutrition display that illustrates a freezing principle. There is NOT a food exhibit option for this preservation method.

Drying (SF50208c) – Exhibit two (2) different dried foods packed in plastic food storage bags. Choose from fruit, vegetable, fruit leather or meat jerky.

Pickles and Relishes (SF50208d) – Exhibit two (2) pint jars of different recipes of pickles and/or relishes.

Jams, Jellies, and Preserves (SF50208e) – Exhibit two (2) half-pint jars of two different jams, jellies, and/or preserves.

Preservation Combination (SF50208f) – Exhibit two (2) different preserved food products, excluding Freezing, in appropriate jars/packaging (Drying). For example, exhibit 1 jar of tomatoes (Canning) and 1 half-pint of jelly (Jams, Jellies, and Preserves).

All preserved products should be prepared and processed according to the current USDA/Extension information. USDA information on preserving food, including recipes, can be found at: www.homefoodpreservation.com or web.extension.illinois.edu/foodpreservation/. Recipes must be processed in a water-bath or pressure canner.

All food preservation exhibits must be labeled with: 1) The name of the food; 2) The date preserved; 3) Appropriate method(s) of food preservation (For canned projects: boiling water bath or pressure canner; For drying projects: Specify equipment used (food dehydrator, oven, etc.)).

Examples:

- Strawberry jam, boiling water bath. July 13, 2022.
- Green beans, pressure canner. July 13, 2022.
- Beef jerky, food dehydrator and oven. July 13, 2022.

All food preservation exhibits must be accompanied with the recipe(s) – typed or written, with the source of the recipe(s) listed. **Required recipes and sources for food preservation exhibits** – all food preservation recipes must be from an approved source. Those sources are:

- *PUT IT UP! Food Preservation for Youth* manuals
- U.S. Department of Agriculture (USDA)
- National Center for Home Food Preservation
- Ball/Kerr Canning (recipes after 1985)
- Mrs. Wages

DO NOT BRING RECIPES FROM: Magazine or newspaper clippings, Pinterest (unless it is from a source listed above), grandmas or a recipe from a family member or friend without a source, cookbooks (excluding the Ball, Kerr and Put It Up! book).

Canning Equipment Requirements: All canned products must be canned in clear, standard jars in good condition (no chips or cracks). Jars must be sealed using two-piece canning lids (flat lid and band). Must use a new, unused flat lid. Bands must not be rusty or severely worn.

Foods Innovation Class (SF 50211)

Open to youth enrolled in any Foods project.

Demonstrate the skills and knowledge you have gained through the project. The exhibit may include, but isn't limited to, original recipes, results of experiments not in the foods project books, variations on recipes or experimenting with unique cooking or baking methods. Your work can be displayed by a food product, demonstrations, digital presentations, performances, or posters which you have made. Choose whatever method best shows what you've learned. Your exhibit should not fit in the other exhibit options for this project. You must furnish any equipment you need for your exhibit. Internet service will not be provided for the exhibit. All exhibits must include something visual, such as a printed copy of a digital presentation, which will remain on display during the exhibition. Electronic equipment will only be used during your personal judging time and will not remain on display during the entire exhibit period. If you bring a food product, the food will NOT be tasted.

Foods Nutrition Ready4Life Challenge (SF 50210)

Open to 11- to 18-year-olds enrolled in any Foods project

Exhibits in this category must include the following: a) a physical representation of the career or business product such as a model, prototype or display/portfolio that includes images of accomplished work; b) verbal or written explanations that demonstrate knowledge of the related career or business fields, potential careers, and the appropriate requirements for achievement in those fields. The judging criteria for this class values thoroughness of career and/or business exploration and pursuit above the workmanship of the physical specimen on display.

FORESTRY

Superintendent: Jamie Schnall; Judge: Sharon Rakowski

Awards: 1 Grand Champion Trophy / Rosette, 1 Reserve Champion Rosette

State Fair: Each county may submit 1 entry total from 50212, 50213, 50214; and 1 entry from 50216.

Forests of Fun 1 (SF 50212)

Exhibit any product or display illustrating an activity from the book. The exhibit may include, but isn't limited to, original works, objects, demonstrations, digital presentations, programs, websites, games, apps, performances, or posters which you have made. Choose whatever method best shows what you've learned. You must furnish any equipment you need for your exhibit. Internet service will not be provided for the exhibit. All exhibits must include something visual, such as a printed copy of a digital presentation, which will remain on display during the exhibition. Electronic equipment will only be used during your personal judging time and will not remain on display during the entire exhibit period.

Forests of Fun 2 (SF 50213)

Exhibit any product or display illustrating an activity from the book. The exhibit may include, but isn't limited to, original works, objects, demonstrations, digital presentations, programs, websites, games, apps, performances, or posters which you have made. Choose whatever method best shows what you've learned. You must furnish any equipment you need for your exhibit. Internet service will not be provided for the exhibit. All exhibits must include something visual, such as a printed copy of a digital presentation, which will remain on display during the exhibition. Electronic equipment will only be used during your personal judging time and will not remain on display during the entire exhibit period.

Forests of Fun 3 (SF 50214)

Exhibit any product or display illustrating an activity from the book. The exhibit may include, but isn't limited to, original works, objects, demonstrations, digital presentations, programs, websites, games, apps, performances, or posters which you have made. Choose whatever method best shows what you've learned. You must furnish any equipment you need for your exhibit. Internet service will not be provided for the exhibit. All exhibits must include something visual, such as a printed copy of a digital presentation, which will remain on display during the exhibition. Electronic equipment will only be used during your personal judging time and will not remain on display during the entire exhibit period.

Forestry Ready4Life Challenge (SF 50216)

Open to 11- to 18-year-olds enrolled in any Forestry project.

Exhibits in this category must include the following: a) a physical representation of the career or business product such as a model, prototype or display/portfolio that includes images of accomplished work; b) verbal or written explanations that demonstrate knowledge of the related career or business fields, potential careers, and the appropriate requirements for achievement in those fields. The judging criteria for this class values thoroughness of career and/or business exploration and pursuit above the workmanship of the physical specimen on display.

GEOLOGY

Superintendent: Jamie Schnall; Judge: Nancy Heath

Awards: 1 Grand Champion Trophy / Rosette, 1 Reserve Champion Rosette

State Fair: Each county may submit 3 entries total from 50218, 50219, 50220, 50221, 50222; and 1 entry from 50224.

Size and number of exhibit cases should relate appropriately to the number of specimens being displayed for a specified class. Specimens are not limited to Illinois locations. All levels of Geology use the same manual, Geology-Introduction to the Study of the Earth.

Pebble Pups 1 (SF 50218)

Display 8 to 19 rocks and mineral specimens with three minerals in the collection. Collection may include duplications that show variations. Label collection and note where found.

Pebble Pups 2 (SF 50219)

Display at least 20, but no more than 29, rocks and mineral specimens with seven minerals in the collection. Collection may include duplications that show variations. Label collection and note where found.

Rockhounds 1 (SF 50220)

Display at least 30, but no more than 40, rocks and mineral specimens with ten minerals in the collection. Rocks should include at least three igneous, two metamorphic, and three sedimentary groups. Label collection and note where found.

Rockhounds 2 (SF 50221)

Display no more than 50 specimens that have been selected to illustrate a specific theme of the exhibitor's choosing. Be creative. Sample categories could include (but are not limited to): industrial minerals and their uses; a specific rock group and the variety that occurs in that group, including some minerals that occur in that environment; select fossils traced through the geologic ages; minerals and their crystal habits; rocks and minerals used in the lapidary arts.

Geology Innovation Class (SF 50222)

Open to youth enrolled in Geology.

Demonstrate the skills and knowledge you have gained through the Geology project. Exhibit may be the result of knowledge gained from project manuals; independent study about Illinois rock(s) and mineral(s), interaction with geology professionals; and/or individual exploration in the area of geology. The exhibit may include, but isn't limited to, original works, objects, demonstrations, digital presentations, programs, websites, games, apps, performances, or posters which you have made. Choose whatever method best shows what you've learned. Your exhibit should not fit in the other exhibit options for this project. You must furnish any equipment you need for your exhibit. Internet service will not be provided for the exhibit. All exhibits must include something visual, such as a printed copy of a digital presentation, which will remain on display during the exhibition. Electronic equipment will only be used during your personal judging time and will not remain on display during the entire exhibit period.

Geology Ready4Life Challenge (50224)

Open to 11- to 18-year-olds enrolled in the Geology project.

Exhibits in this category must include the following: a) a physical representation of the career or business product such as a model, prototype or display/portfolio that includes images of accomplished work; b) verbal or written explanations that demonstrate knowledge of the related career or business fields, potential careers, and the appropriate requirements for achievement in those fields. The judging criteria for this class values thoroughness of career and/or business exploration and pursuit above the workmanship of the physical specimen on display.

HEALTH

Superintendent: Jamie Schnall; Judge: Nancy Heath

Awards: 1 Grand Champion Trophy / Rosette, 1 Reserve Champion Rosette

State Fair: Each county may submit 3 entries total from 50226, 50227, 50228, 50229; and 1 entry from 50231.

Health 1 (SF 50226)

Select four First Aid Skills and complete the activities for that section. Bring the project book and be prepared to discuss the completed sections. Exhibit a family first aid kit and be prepared to explain what each item is used for.

Health 2 (SF 50227)

Select four Staying Healthy Skills and complete the activities for that section. Bring the project book and be prepared to discuss the completed sections. Exhibit a “smarts” project as explained in the project manual.

Health 3 (SF 50228)

Select four Keeping Fit Skills and complete the activities for that section. Bring the project book and be prepared to discuss the completed sections. Exhibit a poster or display on one of the Keeping Fit Skills.

Health - Your Thoughts Matter – Navigating Mental Health (not eligible for state fair)

Prepare an exhibit that demonstrates the knowledge and understanding gained through completion of the Your Thoughts Matter Member Project Guide. Exhibit the following 1) a poster or display highlighting activities and knowledge gained as you completed any two of activities 1 – 9 included in the curriculum; AND 2) the item you created in Activity 10 - the flyer, website, video, or other promotional tool that points individuals to the resources you found. To exhibit in this project area, 4-H members must have been involved in a 4-H Your Thoughts Matter SPIN Club experience.

Health Innovation Class (SF 50229)

Open to youth enrolled in Health 1, 2 or 3.

Demonstrate the skills and knowledge you have gained through the Health project. The exhibit may include, but isn't limited to, original works, objects, demonstrations, digital presentations, programs, websites, games, apps, performances, or posters which you have made. Choose whatever method best shows what you've learned. Your exhibit should not fit in the other exhibit options for this project. You must furnish any equipment you need for your exhibit. Internet service will not be provided for the exhibit. All exhibits must include something visual, such as a printed copy of a digital presentation, which will remain on display during the exhibition. Electronic equipment will only be used during your personal judging time and will not remain on display during the entire exhibit period.

Health Ready4Life Challenge (SF 50231)

Open to 11- to 18-year-olds enrolled in any Health project.

Exhibits in this category must include the following: a) a physical representation of the career or business product such as a model, prototype or display/portfolio that includes images of accomplished work; b) verbal or written explanations that demonstrate knowledge of the related career or business fields, potential careers, and the appropriate requirements for achievement in those fields. The judging criteria for this class values thoroughness of career and/or business exploration and pursuit above the workmanship of the physical specimen on display.

HORTICULTURE: FLORICULTURE

Superintendent: Lora Ford; Judge: Shirley Crawford

Awards: 1 Grand Champion Trophy / Rosette, 1 Reserve Champion Rosette

State Fair: Each county may submit 3 entries total from 50192, 50193, 50194, 50195, 50196; and 1 entry from 50198.

Floriculture A (SF 50192)

Exhibit one of the following options:

- Create a flower arrangement, either a round arrangement or a bud vase. No silk flowers are permitted; **OR**
- Create a photo collage or a collection of pictures of flowers that you have raised. Label your flowers by name and tell if you started with a seed, cutting or transplants. Mount pictures on a poster board; **OR**
- Exhibit in one container: 3 stems of blooms - each with attached foliage. Foliage that would go inside the container may be removed. All three blooms or stems should be the same variety, color, shape and size and must have been grown from seed, young seedling plants, bulbs or rhizomes by the exhibitor. (NOTE: Exhibitors choosing lilies should include no more than 2/3 of foliage for their exhibit.)

Floriculture B (SF 50193)

Exhibit one of the following options:

- Display a mixed planter that may include herbs with foliage plants and/or flowering plants. The planter should include three or more kinds of plants. The container exhibit space must not exceed 18"x18".
- Create an artistic display of dried flowers and/or herbs explaining how each was dried; **OR**
- Create a photo collage or collection of pictures of plants from your theme garden. Label your plants by name and explain how the plants were chosen to fit the theme.
- Create an artistic fairy garden of plants, flowers and/or herbs. Explain the process you utilized to prepare your fairy garden. Label your plants by name and explain how the plants were chosen to fit the theme.

Floriculture C (SF 50194)

Exhibit one of the following options:

- Create a terrarium. Selected plants should be started by the exhibitor from cuttings or seeds or as purchased plugs. The terrarium must be cared for by the exhibitor for at least 5 months. Exhibitor should be able to explain the different plant, soil, and environmental needs and watering requirements of a closed system; **OR**
- Exhibit a plant that you propagated from cuttings, layering or division or started from seed. Create a photo board showing the progression of growth. Tips for vegetative propagation of houseplants can be found in the University of Illinois Extension Gardener's Corner (go.illinois.edu/gardenerscorner).

Floriculture D (SF 50195)

Exhibit one of the following options:

- Create a centerpiece around a theme such as a wedding, holiday, birthday, etc. No silk flowers are permitted; **OR**
- Create an exhibit of forced bulbs in a pot.

Floriculture Display (SF 50196)

(Open to youth enrolled in Floriculture A, Floriculture B, Floriculture C, and Floriculture D)

Present an exhibit of the member's choice that focuses on some aspect of floriculture which does not fit in the categories above. The exhibit may include, but isn't limited to, dish gardens, original works, objects, demonstrations, digital presentations, programs, websites, games, apps, performances, or posters which you have made. Choose whatever method best shows what you've learned. You must furnish any equipment you need for your exhibit. Internet service will not be provided for the exhibit. All exhibits must include something visual, such as a printed copy of a digital presentation, which will remain on display during the exhibition. Electronic equipment will only be used during your personal judging time and will not remain on display during the entire exhibit period.

Floriculture Ready4Life Challenge (SF 50198)

Open to 11- to 18-year-olds enrolled in any Floriculture project.

Exhibits in this category must include the following: a) a physical representation of the career or business product such as a model, prototype or display/portfolio that includes images of accomplished work; b) verbal or written explanations that

demonstrate knowledge of the related career or business fields, potential careers, and the appropriate requirements for achievement in those fields. The judging criteria for this class values thoroughness of career and/or business exploration and pursuit above the workmanship of the physical specimen on display.

HORTICULTURE: VEGETABLES, HERBS & FRUITS

Superintendent: Jamie Schnell; Judge: Pat Kosmach

Awards: 1 Grand Champion Trophy / Rosette, 1 Reserve Champion Rosette

State Fair: Each county may submit 3 entries total for 50313, 50314, 50315, 50316, 50317; and 1 entry for 50318.

All exhibits must have been grown by the exhibitor as part of their current gardening 4-H project. Exhibitors should be knowledgeable about various aspects of the produce, including but not limited to different varieties, soil testing, fertilizers used, etc. Exhibits should be prepared according to the Illinois Vegetable Garden Guide website: <http://web.extension.illinois.edu/vegguide/>. Waxes and oils may not be used on vegetables or fruits. Any plant infested with insects will be removed from the exhibit area and will not be eligible for champion awards.

Herb Display (SF 50313)

(Open to youth in Vegetable Gardening A, Vegetable Gardening B, Vegetable Gardening C, and Vegetable Gardening D)

Herbs should be grown in pots (8" maximum diameter). Categories: Mint, Oregano, Rosemary, Sage, Thyme, and all other herbs. Herbs should be labeled with common and Latin names. Herbs should be in your care for a minimum of three months for state fair exhibits. Remove dead leaves from plants and check that the soil is clear of debris such as dead leaves. In addition to class Champions, Herb Category Grand and Reserve Grand Champions may be selected. When exhibiting herb plants, be sure to grow the plants in the container to be displayed to avoid transplant shock. Exhibits will be evaluated based on cleanliness, uniformity, condition, quality, and trueness to variety. Additional herb resources are located on the project resources section of the Illinois 4-H website.

Vegetable/Fruit Display (SF 50314)

(Open to youth in Vegetable Gardening A, Vegetable Gardening B, Vegetable Gardening C, and Vegetable Gardening D)

1. This class is allowed a 2'6" x 2'6" space for display.
2. Display must include 6 or more different kinds of vegetables or fruits. There may not be more than 2 different varieties of any vegetable/fruit. For example, red and white potatoes would be classified as two different varieties. Acorn squash and zucchini would be classified as two different vegetables.
3. The number and type of vegetables/fruits used must conform to the Vegetable/Fruit Plate/Display List. *Fruit Plate list is below vegetable plate list.*
4. Exhibitors must provide the name and variety of all vegetables/fruits used. (i.e. Cabbage – Golden Acre; Cucumber, slicing – Straight Eight; Tomatoes, slicing – Rocky Top; Snap Beans – Contender, etc.).

Vegetable Plate (SF 50315)

(Open to youth in Vegetable Gardening A, Vegetable Gardening B, Vegetable Gardening C, and Vegetable Gardening D)

1. Exhibit must include 2 single vegetable plates. (Exhibitor will furnish the disposable plates.)
2. Number of vegetables on plates must conform to plate list below.
3. Only one variety on each plate.
4. An exhibitor cannot show two plates of the same type vegetable. (i.e.: Cannot exhibit red *and* white potatoes or zucchini *and* straightneck summer squash.)

VEGETABLE PLATE/DISPLAY LIST

When selecting vegetables for exhibition, keep in mind that the judge will evaluate them on the basis of cleanliness, uniformity, condition, quality, and trueness to variety. (*Lists are provided by UI Extension Horticulturists; Items are listed according to the correct definition of vegetables*)

Asparagus (5 spears)	Cucumber, pickling or slicing (5)
Beans, Lima (12 pods)	Eggplant (1)
Beets (5)	Garlic (5)
Broccoli (1 head)	Kohlrabi (5)
Brussels sprouts (12 sprouts)	Lettuce (1 head or plant)
Cabbage (1 head)	Muskmelon incl. cantaloupe (1)
Cauliflower (1 head)	Okra (12)
Carrots (5)	Onions, large, dry (5)

Onions, green or set (12)	Rutabaga (5)
Parsnips (5)	Salsify (5)
Peas, (12 pods)	Squash, summer (any variety) (3)
Peppers, large fruited (bell/banana) (5)	Sweet corn, in husks (5)
Peppers, small fruited (chili/cherry) (12)	Tomatoes, slicing (5)
Popcorn (5)	Tomatoes, small fruited (12)
Potatoes (any variety) (5)	Turnip (5)
Pumpkin (1)	Watermelon (1)
Rhubarb, trimmed stalks (3)	
Squash, winter (Acorn, butternut, buttercup, spaghetti, Hubbard, Turks's Turban) (1)	
Beans, Snap, Green Pod or Golden Wax (12 pods)	
Greens (collard, endive, escarole, kale, mustard, spinach, Swiss chard) (1 plant)	
Horseradish Root (1 marketable root specimen harvested this year)	

Vegetable Gardening Display (SF 50316)

(Open to youth in Vegetable Gardening A, Vegetable Gardening B, Vegetable Gardening C, Vegetable Gardening D)

Present an exhibit of the member's choice that focuses on some aspect of vegetable gardening which does not fit in the categories above. The exhibit may include, but isn't limited to, original works, objects, demonstrations, digital presentations, programs, websites, games, apps, performances, or posters which you have made. Choose whatever method best shows what you've learned. You must furnish any equipment you need for your exhibit. Internet service will not be provided for the exhibit. All exhibits must include something visual, such as a printed copy of a digital presentation, which will remain on display during the exhibition. Electronic equipment will only be used during your personal judging time and will not remain on display during the entire exhibit period.

Fruit Plate (SF 50317)

(Open to youth in Vegetable Gardening A, Vegetable Gardening B, Vegetable Gardening C, and Vegetable Gardening D)

1. Exhibit must include 2 single fruit plates. (Exhibitor will furnish the disposable plates.)
2. Number of fruits on plates must conform to plate list below.
3. Only one variety on each plate.
4. An exhibitor cannot show two plates of the same type fruit. (i.e.: Cannot exhibit Gala & Jonathan Apples, Mazzard & Gisela Cherries, etc.)

Fruit Plate List

Fruit will be judged using the same general criteria used for vegetables. Fruit will be judged for the stage of maturity normal for that season and growing location. Emphasis will be placed on how well fruit approaches market quality. When selecting fruits for exhibition, keep in mind that the judge will evaluate them on the basis of cleanliness, uniformity, condition, quality, and trueness to variety. *(Lists are provided by UI Extension Horticulturists; Items are listed according to the correct definition of fruit varieties at <https://web.extension.illinois.edu/fruit/>)*

Strawberries (Everbearers) – 1 pint

Grapes – 2 bunches

Apples – 5

Pears – 5

Wild Plums – 1 pint

Other Small Fruit or Berries (Do not duplicate entries from the above fruits) – 1 pint

Other Fruits or Nuts (Do not duplicate entries from the above fruits) – 5

Vegetable Gardening Ready4Life Challenge (SF 50318)

Open to 11- to 18-year-olds enrolled in any Vegetable Gardening project.

Exhibits in this category must include the following: a) a physical representation of the career or business product such as a model, prototype or display/portfolio that includes images of accomplished work; b) verbal or written explanations that demonstrate knowledge of the related career or business fields, potential careers, and the appropriate requirements for achievement in those fields. The judging criteria for this class values thoroughness of career and/or business exploration and pursuit above the workmanship of the physical specimen on display.

INTERCULTURAL

Superintendent: Kevin Westberg; Judges: Jennifer Goebel, Ernie Turcotte

Awards: 1 Grand Champion Trophy / Rosette, 1 Reserve Champion Rosette

State Fair: Each county may submit 1 individual entry from 50233; 1 individual entry from 50234; 1 individual entry from 50236; 1 club entry from 50235. **Due to space restrictions, exhibits are limited to 2' 6" wide and 15" deep.**

Passport to the World, Individual (SF 50233)

Prepare a display illustrating what you have learned about a country's or U.S. region's geography, economy, agriculture, people, language, housing, culture, music, crafts, clothing, holidays or other aspect. Exhibit should be educational in nature and should not promote one's beliefs over another person's beliefs. The exhibit may include, but isn't limited to, original works, objects, demonstrations, digital presentations, programs, websites, games, apps, performances, or posters which you have made. Choose whatever method best shows what you've learned. You must furnish any equipment you need for your exhibit. Internet service will not be provided for the exhibit. All exhibits must include something visual, such as a printed copy of a digital presentation, which will remain on display during the exhibition. Electronic equipment will only be used during your personal judging time and will not remain on display during the entire exhibit period. Include the project manual with completed sections that pertain to the exhibit information. Due to space restrictions, exhibits are limited to 2' 6" wide and 15" deep.

Diversity & Cultural Awareness (SF 50234)

Create a display or binder portfolio that illustrates the results of a minimum of three (3) completed activities from the project book. Due to space restrictions, exhibits are limited to 2' 6" wide and 15" deep.

Intercultural Ready4Life Challenge (SF 50236)

Open to 11- to 18-year-olds enrolled in any Intercultural project.

Exhibits in this category must include the following: a) a physical representation of the career or business product such as a model, prototype or display/portfolio that includes images of accomplished work; b) verbal or written explanations that demonstrate knowledge of the related career or business fields, potential careers, and the appropriate requirements for achievement in those fields. The judging criteria for this class values thoroughness of career and/or business exploration and pursuit above the workmanship of the physical specimen on display.

Intercultural, Club, Includes *Passport to the World, Diversity & Cultural Awareness, and Latino Cultural Arts Projects* (SF 50235)

Exhibit a display illustrating the steps that the club has completed on the project selected for the year. Include a written outline or report of accomplishments and future goals. The exhibit may include, but isn't limited to, original works, objects, demonstrations, digital presentations, programs, websites, games, apps, performances, or posters which you have made. Choose whatever method best shows what the club members have learned. You must furnish any equipment you need for your exhibit. Internet service will not be provided for the exhibit. All exhibits must include something visual, such as a printed copy of a digital presentation, which will remain on display during the exhibition. Electronic equipment will only be used during your personal judging time and will not remain on display during the entire exhibit period. The display must be accompanied by 3 or more club exhibitors at the time of the judge's critique. Club members should make a 5- to 10-minute presentation to the judge. All club members present for the judge's critique should be able to discuss the project and answer questions. Only club members present for judging who participate in the actual critique and presentation are eligible for ribbons and premiums. Due to space restrictions, exhibits are limited to 2' 6" wide and 15" deep.

INTERIOR DESIGN

Superintendent: Lora Ford; Judge: Shirley Crawford

Awards: 1 Grand Champion Trophy / Rosette, 1 Reserve Champion Rosette

State Fair: Each county may submit 2 entries total from 50242, 50243, 50244, 50245; and 1 entry from 50247.

Design Decisions, Beginning (SF 50242)

Any exhibit must have been created or redesigned by the exhibitor as part of their current Interior Design 4-H project. Exhibitors should be knowledgeable about various aspects of the project. Exhibits could include items such as, but not limited to, comparison studies of different products or techniques; made accessories, wall-hangings, window coverings, or furniture items; refinished or redesigned furniture; or a plan to solve some type of interior design problem. Exhibit should be appropriate to the exhibitor's age, skills and ability in this project.

Design Decisions, Intermediate (SF 50243)

Any exhibit must have been created or redesigned by the exhibitor as part of their current Interior Design 4-H project. Exhibitors should be knowledgeable about various aspects of the project. Exhibits could include items such as, but not limited to, comparison studies of different products or techniques; made accessories, wall-hangings, window coverings, or furniture items; refinished or redesigned furniture; or a plan to solve some type of interior design problem. Exhibit should be appropriate to the exhibitor's age, skills and ability in this project.

Design Decisions, Advanced (SF 50244)

Any exhibit must have been created or redesigned by the exhibitor as part of their current Interior Design 4-H project. Exhibitors should be knowledgeable about various aspects of the project. Exhibits could include items such as, but not limited to, comparison studies of different products or techniques; made accessories, wall-hangings, window coverings, or furniture items; refinished or redesigned furniture; or a plan to solve some type of interior design problem. Exhibit should be appropriate to the exhibitor's age, skills and ability in this project.

Interior Design Innovation Class (SF 50245)

Open to enrolled in Interior Design.

Demonstrate the skills and knowledge you have gained through the Interior Design project. The exhibit may include, but is not limited to, original works, objects, demonstrations, digital presentations, programs, websites, games, apps, performances, or posters which you have made. Choose whatever method best shows what you have learned. Your exhibit should not fit in the other exhibit options for this project. You must furnish any equipment you need for your exhibit. Internet service will not be provided for the exhibit. All exhibits must include something visual, such as a printed copy of a digital presentation, which will remain on display during the exhibition. Electronic equipment will only be used during your personal judging time and will not remain on display during the entire exhibit period.

Interior Design Ready4Life Challenge (SF 50247)

Open to 11- to 18-year-olds enrolled in the Interior Design project.

Exhibits in this category must include the following: a) a physical representation of the career or business product such as a model, prototype or display/portfolio that includes images of accomplished work; b) verbal or written explanations that demonstrate knowledge of the related career or business fields, potential careers, and the appropriate requirements for achievement in those fields. The judging criteria for this class values thoroughness of career and/or business exploration and pursuit above the workmanship of the physical specimen on display.

LEADERSHIP

Superintendent: Kevin Westberg; Judge: Karen Laconne

Awards: 1 Grand Champion Trophy / Rosette, 1 Reserve Champion Rosette

State Fair: Each county may submit 3 entries total from 50249, 50250, 50251, 50252; 2 entries from 50254; 1 entry from 50255.

Leadership 1 (SF 50249)

Create a binder portfolio with a minimum of four (4) completed activities each year from the areas noted below. Build upon your previous year's work. Photocopies or original pages of the completed activities from the book should be included in the portfolio.

- **First Year** – One activity from each of the following sections: Understanding Self; Communication; and Getting Along with Others, plus one activity of exhibitor's choice from the manual.
- **Second Year** – One activity from each of the following sections: Getting Along with Others; Learning to Learn; and Making Decisions, plus one activity of exhibitor's choice from the manual.
- **Third Year** – One activity from each of the following sections: Making Decisions; Managing; and Working with Groups, plus one activity of exhibitor's choice from the manual.

Leadership 2 (SF 50250)

Building upon your previous work, continue adding to your binder portfolio with a minimum of four (4) completed activities each year from the areas noted below. Photocopies or original pages of the completed activities from the book should be included in the portfolio.

- **First Year** – One activity from each of the following sections: Understanding Self; Communication; and Getting Along with Others, plus one activity of exhibitor's choice from the manual.
- **Second Year** – One activity from each of the following sections: Getting Along with Others; Learning to Learn; and Making Decisions, plus one activity of exhibitor's choice from the manual.
- **Third Year** – One activity from each of the following sections: Making Decisions; Managing; and Working with Groups, plus one activity of exhibitor's choice from the manual.

Leadership 3 (SF 50251)

Building upon your previous work, continue adding to your binder portfolio with a minimum of four (4) completed activities each year from the areas noted below. Photocopies or original pages of the completed activities from the book should be included in the portfolio.

- **First Year** – One activity from each of the following sections: Understanding Self; Communication; and Getting Along with Others, plus one activity of exhibitor's choice from the manual.
- **Second Year** – One activity from each of the following sections: Getting Along with Others; Learning to Learn; and Making Decisions, plus one activity of exhibitor's choice from the manual.
- **Third Year** – One activity from each of the following sections: Making Decisions; Managing; and Working with Groups, plus one activity of exhibitor's choice from the manual.

Leadership Innovation Class (SF 50252)

Open to youth enrolled in Leadership 1, 2, or 3.

Demonstrate the skills and knowledge you have gained through the Leadership project. **Your exhibit should not fit in the other exhibit options for this project.** The exhibit may include, but isn't limited to, original works, objects, demonstrations, digital presentations, programs, websites, games, apps, performances, or posters which you have made. Choose whatever method best shows what you've learned. You must furnish any equipment you need for your exhibit. Internet service will not be provided for the exhibit. All exhibits must include something visual, such as a printed copy of a digital presentation, which will remain on display during the exhibition. Electronic equipment will only be used during your personal judging time and will not remain on display during the entire exhibit period.

Leadership Ready4Life Challenge (SF 50255)**Open to 11- to 18-year-olds enrolled in any Leadership project.**

Exhibits in this category must include the following: a) a physical representation of the career or business product such as a model, prototype or display/portfolio that includes images of accomplished work; b) verbal or written explanations that demonstrate knowledge of the related career or business fields, potential careers, and the appropriate requirements for achievement in those fields. The judging criteria for this class values thoroughness of career and/or business exploration and pursuit above the workmanship of the physical specimen on display.

Leadership Group Exhibit (SF 50254)**Open to clubs and groups whose members are enrolled in any Leadership project**

Exhibit a display illustrating how your group has used the Teens As Leaders model effectively in your club, community, school, or state. Leadership activities might include planning, advising, promoting, mentoring, teaching or advocating for change. The exhibit may include, but isn't limited to, original works, objects, demonstrations, digital presentations, programs, websites, games, apps, performances, or posters which you have made. Choose whatever method best shows what you've learned. You must furnish any equipment you need for your exhibit. Internet service will not be provided for the exhibit. All exhibits must include something visual, such as a printed copy of a digital presentation, which will remain on display during the exhibition. Electronic equipment will only be used during your personal judging time and will not remain on display during the entire exhibit period. The display must be accompanied by 3 or more 4-H members at the time of the judge's critique. Club members should make a 5- to 10-minute presentation to the judge. All club members present for the judge's critique should be able to discuss the project and answer questions. Only club members present for judging who participate in the actual critique and presentation are eligible for ribbons and premiums. Due to space limitations, exhibits are limited to 2'6" wide and 15" deep.

NATURE: NATURAL RESOURCES AND OUTDOOR ADVENTURES

Superintendent: Jamie Schnall; Judges: Nanette Kalscheur, Pat Menzenberger

Awards: 1 Grand Champion Trophy / Rosette, 1 Reserve Champion Rosette (includes Natural Resources & Outdoor Adventures)

State Fair: Each county may submit 3 entries from 50256, 50257, 50258, 50259, 50278; 1 entry from 50267.

Electricity and water are NOT available for these displays. **NO live animals or reptiles are permitted in these exhibits.**

Natural Resources 1 (SF 50256)

Exhibit any item developed from the project book, *Step into Nature*.

Natural Resources 2 (SF 50257)

Exhibit any item developed from the project book, *Explore the Natural World*.

Natural Resources 3 (SF 50258)

Exhibit any item developed from the project book, *Blaze the Trail*.

Outdoor Adventures 1: (SF 50259)

Exhibit a display illustrating an activity completed from the project manual.

Outdoor Adventures 2 (SF 50259)

Exhibit a display illustrating an activity completed from the project manual.

Outdoor Adventures 3 (SF 50259)

Exhibit a display illustrating an activity completed from the project manual.

Natural Resources or Outdoor Adventures Innovation Class (SF 50278)

Open to youth enrolled in any Natural Resources or Outdoor Adventures project.

Demonstrate the skills and knowledge you have gained through your Natural Resources or Outdoor Adventures project. Exhibit may be the result of knowledge gained from project manuals, independent study, interaction with natural resource or conservation professionals. The exhibit may include, but is not limited to, original works, objects, demonstrations, digital presentations, programs, websites, games, apps, performances, or posters which you have made. Choose whatever method best shows what you have learned. Your exhibit should not fit in the other exhibit options for this project. You must furnish any equipment you need for your exhibit. Internet service will not be provided for the exhibit. All exhibits must include something visual, such as a printed copy of a digital presentation, which will remain on display during the exhibition. Electronic equipment will only be used during your personal judging time and will not remain on display during the entire exhibit period.

Natural Resources Ready4Life Challenge (SF 50267)

Open to 11- to 18-year-olds enrolled in any Natural Resources and Outdoor Adventures project.

Exhibits in this category must include the following: a) a physical representation of the career or business product such as a model, prototype or display/portfolio that includes images of accomplished work; b) verbal or written explanations that demonstrate knowledge of the related career or business fields, potential careers, and the appropriate requirements for achievement in those fields. The judging criteria for this class values thoroughness of career and/or business exploration and pursuit above the workmanship of the physical specimen on display.

NATURE: FISHING AND WILDLIFE

Superintendent: Jamie Schnall; Judges: Nanette Kalscheur, Pat Menzenberger

Awards: 1 Grand Champion Trophy / Rosette, 1 Reserve Champion Rosette (includes Sportfishing and Wildlife)

State Fair: Each county may submit 3 entries total from 50234, 50260, 50261, 50262, 50266, 50263, 50265; and 1 entry from 50291.

Sportfishing 1 (SF 50260)

Exhibit a product or display made to complete an activity in the *Take the Bait* project manual. This could include, but is not limited to, displays on different types of fishing tackle, identifying different baits and their uses (no actual bait, please) or identifying the anatomy of a fish. For safety reasons, lures must be placed in a plastic case.

Sportfishing 2 (SF 50261)

Exhibit a product or display made to complete an activity in the *Reel in the Fun* project manual. This could include, but is not limited to, displays on different types of knots or rigs and their use; a collection of fishing lures, labeled with their use; or information on preparing and cooking fish (not recipes). For safety reasons, lures must be placed in a plastic case.

Sportfishing 3 (SF 50262)

Exhibit a product or display made to complete an activity in the *Cast into the Future* project manual. This could include, but is not limited to, displays on making artificial flies and lures; researching effects of water temperature; sportfishing careers; or identifying insects that fish eat. For safety reasons, lures must be placed in a plastic case.

Wildlife 1 (SF 50266)

Exhibit any activity developed from the project manual. Be able to explain the importance of and concept behind the exhibit.

Wildlife 2 (SF 50263)

Exhibit any activity developed from the project manual. (Ex. Create a display of the life history of an animal.) Within the exhibit, explain the importance of and concept behind the exhibit.

Wildlife 3 (SF 50265)

Exhibit any activity developed from the project manual. Be able to explain the importance of and concept behind the exhibit.

Fish and Wildlife Class (SF 50234)

Open to youth enrolled in any Sportfishing or Wildlife project.

Demonstrate the skills and knowledge you have gained through your Sportfishing or Wildlife project. Exhibit may be the result of knowledge gained from project manuals, independent study, interaction with natural resource or conservation professionals. The exhibit may include, but is not limited to, original works, objects, demonstrations, digital presentations, programs, websites, games, apps, performances, or posters which you have made. Choose whatever method best shows what you have learned. Your exhibit should not fit in the other exhibit options for this project. You must furnish any equipment you need for your exhibit. Internet service will not be provided for the exhibit. All exhibits must include something visual, such as a printed copy of a digital presentation, which will remain on display during the exhibition. Electronic equipment will only be used during your personal judging time and will not remain on display during the entire exhibit period.

Fishing & Wildlife Ready4Life Challenge (SF 50291)

Open to 11- to 18-year-olds enrolled in any Fishing or Wildlife project.

Exhibits in this category must include the following: a) a physical representation of the career or business product such as a model, prototype or display/portfolio that includes images of accomplished work; b) verbal or written explanations that demonstrate knowledge of the related career or business fields, potential careers, and the appropriate requirements for achievement in those fields. The judging criteria for this class values thoroughness of career and/or business exploration

and pursuit above the workmanship of the physical specimen on display.

Exploring Your Environment 1 (not eligible for state fair)

Prepare a display or poster that illustrates an activity from the project manual. The display should demonstrate an understanding of natural and/or manmade environments, how humans affect the environment, or how the environment affects our lives. Include your project manual that documents activity recordkeeping, your answers to activity questions, and details personal thoughts and ideas.

Exploring Your Environment 2 (not eligible for state fair)

Prepare a display or poster that illustrates an activity from the project manual. The display should demonstrate an understanding of one of the following: stewardship of natural resources, investigating greenhouse effects on living organisms, methods of reducing or managing waste in your home or community, or calculating your ecological footprint. Include your project manual that documents activity recordkeeping, your answers to activity questions, and details personal thoughts and ideas.

PHOTOGRAPHY

Superintendents: Carole Bernett, Larry Bernett; Judges: Jackie Price, Marilyn Smrcina

Awards: 1 Grand Champion Trophy / Rosette, 1 Reserve Champion Rosette (includes Photography 1, 2, 3, Photo Editing)

State Fair: Each county may submit 3 entries total from 50268, 50269, 50270, 50271, 50272; and 1 entry from 50274.

ALL photos in exhibits must have been taken by the exhibitor. Photo/Model releases from individuals pictured in the exhibitor's photographs are required unless the photograph is of a group in a public place where identification would not be an issue. The release can be obtained at: <https://4h.extension.illinois.edu/members/projects/photography>. Photos may be taken with a camera, an electronic tablet (i.e. iPad), or a cell phone.

ALL photos must be accompanied by details of the camera settings that include:

- Camera/device used
- Aperture (F-stop)
- Exposure time (shutter speed)
- ISO (film/sensor sensitivity)
- Lighting used (flash, artificial, sunlight, other)
- Lens Filters (Ultra-Violet, Polarizing, etc.) if used

Additional details required for Photo Editing ONLY:

- Photo editing software/application used (required for ALL edits and retouches except for cropping)
- Filters used (lens filters and or digital/software filters)

Members are allowed to shoot on a camera's automatic setting but should be able to find the metadata information on the photo to discuss the information above.

The exhibition size requirements for all photographs will be:

- Minimum image size: 5" x 7"
- Maximum image size: 8" x 10"
- Maximum exhibit size (including frame): 18" x 20"

All exhibitors must include unframed (taped to the back of the framed exhibit or attached to the project booklet) **original or un-edited** versions of either the same subject or the examples of the same technique that the framed image represents. This will assist the judge in understanding the choices made by the photographer to build the exhibited composition.

NOTE: Images taken with devices that apply an automatic filter will not be eligible for award.

Photography 1 (SF 50268)

Exhibit one framed photo which demonstrates your understanding of a technique you learned from your Photography 1 project manual. No photo editing is allowed in this class except cropping and red eye removal. Be prepared to show the page in the manual of the technique you are demonstrating.

Photography 2 (SF 50269)

Exhibit one of the options listed below:

- Exhibit one framed 8" x 10" close-up photograph using the skills learned on page 62-63 (section: Bits and Pieces) of the project manual titled *Controlling the Image*. No photo editing is allowed in this class except cropping and red eye removal, **OR**
- Exhibit one framed 8" x 10" photo which demonstrate your understanding of a technique you learned from your Photography 2 project manual. No photo editing is allowed in this class except cropping and red eye removal. Be prepared to show the page in the manual of the technique you are demonstrating.

Photography 3 (SF 50270)

Exhibit one of the options listed below:

- Exhibit one framed 8" x 10" still-life photo that demonstrates good composition, including color, form, texture, lighting, and depth of field. No photo editing is allowed in this class except cropping and red eye removal, **OR**
- Exhibit one framed 8" x 10" photo which demonstrates your understanding of a technique you learned from your Photography 3 project manual. No photo editing is allowed in this class except cropping and red eye removal. Be prepared to show the page in the manual of the technique you are demonstrating.

Photo Editing (SF 50271)

Open to members in Photography 1, Photography 2, and Photography 3.

Exhibit one framed 8" x 10" photo that has been altered using digital photo-editing techniques (beyond cropping and red-eye reduction). Include a print of the original photo(s), taped to the back of the photo frame. Photos in which an automatic filter was applied at the time the photograph was taken will not be eligible for award.

Photography Innovation Class: (SF 50272)

Open to youth enrolled in Photography 1, 2, and 3.

Demonstrate the skills and knowledge you have gained through the Photography project. **Your exhibit should not fit in the other exhibit options for this project.** The exhibit may include, but is not limited to, original works, objects, demonstrations, digital presentations, programs, websites, games, apps, performances, or posters which you have made. Choose whatever method best shows what you have learned. You must furnish any equipment you need for your exhibit. Internet service will not be provided for the exhibit. Electronic equipment will only be used during your personal judging time and will not remain on display during the entire exhibit period. All exhibits must include one framed photo illustrative of the work you are presenting.

Photography Ready4Life Challenge (SF 50274)

Open to 11- to 18-year-olds enrolled in any Photography project

Exhibits in this category must include the following: a) a physical representation of the career or business product such as a model, prototype or display/portfolio that includes images of accomplished work; b) verbal or written explanations that demonstrate knowledge of the related career or business fields, potential careers, and the appropriate requirements for achievement in those fields. The judging criteria for this class values thoroughness of career and/or business exploration and pursuit above the workmanship of the physical specimen on display.

PLANTS & SOILS

Superintendent: n/a; Judge: n/a

Awards: 1 Grand Champion Trophy / Rosette, 1 Reserve Champion Rosette

State Fair: Each county may submit 3 entries total from 50280.

Cover Crops (SF 50280)

Exhibit an experimental or educational activity related to one experience from your project; **OR** prepare a display focusing on any activity related to the cover crops project. This could be related, but not limited, to plant growth & development, cover crop benefits, land management, sustainability, or other topics of interest to the member related to cover crops. A cover crop might include any plant that is sown in between primary production crops for the benefit of overall farm health rather than crop yield (examples: pennycress, clover, radish, annual ryegrass, etc.). The exhibit may include, but isn't limited to, original works, objects, demonstrations, digital presentations, programs, websites, games, apps, performances, or posters which you have made. Choose whatever method best shows what you've learned. You must furnish any equipment you need for your exhibit. Internet service will not be provided for the exhibit. All exhibits must include something visual, such as a printed copy of a digital presentation, which will remain on display during the exhibition. Electronic equipment will only be used during your personal judging time and will not remain on display during the entire exhibit period.

Plants & Soils 1 (not eligible for state fair)

Prepare a display or poster that illustrates an activity from the project manual. The display should demonstrate an understanding of environmental and internal factors that affect plant growth and the function and characteristics of soil. Include your project journal that documents activity recordkeeping requirements, answers activity questions, and details personal thoughts and ideas.

Plants & Soils 2 (not eligible for state fair)

Prepare a display or poster that illustrates an activity from the project manual. The display should demonstrate an understanding of the composition of plants, the functions of individual plant parts, plant life cycles, and the many ways plants reproduce. Include your project journal that documents activity recordkeeping, answers activity questions, and details personal thoughts and ideas.

Plants & Soils 3 (not eligible for state fair)

Prepare a display or poster that illustrates an activity from the project manual. The display should demonstrate an understanding of the relationship between soil and other cycles found in nature. Displays should also provide an example of a leadership or service-learning experience focused on environmental stewardship. Include your project journal that documents activity recordkeeping requirements, answers activity questions, and details personal thoughts and ideas.

Plants & Soils Ready4Life Challenge (not eligible for state fair)

Open to 11- to 18-year-olds enrolled in any Plants & Soils project.

Exhibits in this category must include the following: a) a physical representation of the career or business product such as a model, prototype or display/portfolio that includes images of accomplished work; b) verbal or written explanations that demonstrate knowledge of the related career or business fields, potential careers, and the appropriate requirements for achievement in those fields. The judging criteria for this class values thoroughness of career and/or business exploration and pursuit above the workmanship of the physical specimen on display.

ROBOTICS

Superintendent: Jamie Schnell; Judge: Anne Burkhart

Awards: 1 Grand Champion Trophy / Rosette, 1 Reserve Champion Rosette

State Fair: Each county may submit 3 entries total from 50285, 50286, 50288, 50289, 50292; and 1 from 50293.

NOTE: If applicable for their class and display, exhibitors must bring their own computers for demonstration purposes; computers will not be provided. Internet access will not be available.

- Exhibits in classes Robotics 1: Beginning, 50285, and 50286 are designed to be used with LEGO Mindstorms (NXT or EV3).
- Any other programmable robot kit such as Arduino or Raspberry Pi, should be exhibited in Robotics Innovation/Open-Source Class (50292).

Robotics 1: Beginning: (not eligible for state fair)

Exhibitors should complete Activities 1-6 in the Robotics 1 with EV3 project book. Exhibitors will design, build and program a robot that can autonomously follow a predetermined path that changes direction at least 4 times during a single run. They will bring their project book, their program code (on laptop or on paper), and a single page write up to share what they learned about the engineering design process and programming.

Robotics 1: Intermediate: (SF 50285)

Exhibitors should complete Activities 7-12 in the Robotics 1 with EV3 project book. Exhibitors will design, build and program a robot that uses at least one sensor to autonomously follow a path, respond to and/or avoid obstacles. Exhibitors in this class must use at least one sensor in their robot design. They will bring their project book, their program code (on laptop or on paper), and a short journal sharing what they learned about the engineering design process and programming throughout their work in the project and specifically while preparing the exhibit.

Robotics 2: (SF 50286)

Exhibitors should complete Activities 1-7 in the Robotics 2 EV3N More project book. Exhibitors will design, build and program a robot that uses sensors and programming to complete one of the challenges selected challenges from the 2022 4-H State Robotics Challenge (Eligible Challenges will be Marked in the Challenge Documents on the Illinois 4-H website). They will bring their project book, their program code (on laptop or on paper), and a short journal sharing changes they made to the robot and/or program along the way, and to describe their experience with completing the challenge.

Robotics Innovation Open-Source Class (SF 50292)

Open to youth enrolled in Robotics 3 but may also include youth in Robotics 1 or 2 if the exhibits meets the guidelines.

Exhibit an original robot, either homemade or a kit that does not fall under Robotics 1 or 2 that can complete a task using MULTIPLE sensors. If a robot kit is used, then some parts of the robot must be built using other components such as wood, plastic, or metal. The robot can include any types of motors, pneumatics, or sensors. The Innovation class can also be used for LEGO Mindstorms or VEX kits where the exhibit does not fall under Robotics 1 or 2 exhibit option. Autonomous control of the robot may also be achieved using an "open source" platform such as Arduino or Raspberry Pi and can be programmed using a coding language that is publicly available. Exhibitors in Robotics Innovation/Open-Source class must bring a detailed engineering notebook that describes how the exhibitor designed, built and programmed the exhibit.

Junk Drawer Robotics

All exhibits should be original designs made with everyday objects and materials. Exhibits with purchased kits will not be accepted. Exhibitors are also required to bring their Junk Drawer Robotics Youth Robotics Notebook with the sections completed for the project they are exhibiting, including the sections leading up to the activity they are exhibiting. For example, if a youth is bringing Activity E from Junk Drawer Level 1, they should have robotics notebook sections A-E completed.

Junk Drawer Robotics 1 (not eligible for state fair)

Exhibit any item from the “To Make” activity from the Junk Drawer Robotics Level 1 Book. Be sure all robotics notebook sections within the module being exhibited are filled in.

Junk Drawer Robotics 2 (SF 50288)

Exhibit any item from the “To Make” activity from the Junk Drawer Robotics Level 2 Book. Be sure all robotics notebook sections within the module being exhibited are filled in.

Junk Drawer Robotics 3 (SF 50289)

Exhibit any item from the “To Make” activity from the Junk Drawer Robotics Level 3 Book. Be sure all robotics notebook sections within the module being exhibited are filled in.

Robotics Ready4Life Challenge (SF 50293)

Open to 11- to 18-year-olds enrolled in any Robotics project

Exhibits in this category must include the following: a) a physical representation of the career or business product such as a model, prototype or display/portfolio that includes images of accomplished work; b) verbal or written explanations that demonstrate knowledge of the related career or business fields, potential careers, and the appropriate requirements for achievement in those fields. The judging criteria for this class values thoroughness of career and/or business exploration and pursuit above the workmanship of the physical specimen on display.

SHOOTING SPORTS

Superintendent: n/a; Judge: n/a

Awards: 1 Grand Champion Trophy / Rosette, 1 Reserve Champion Rosette

State Fair: Each county may submit 2 entries total from 50380, 50381, 50382, 50383, 50384; and 1 from 50385.

Participants must be a member of an approved 4-H Shooting Sports Club to exhibit. All exhibits should be posters or stand-alone items suitable for display to the general public. Stand-alone items have the intent to enhance the discipline such as a quiver, gun case, gun sling, locking cabinet, gun or target stand, sporting clays equipment wagon, etc. Exhibits deemed to be inappropriate by a superintendent will not be displayed.

NOTE: Shooting Sports Displays have the following prohibitions:

- No live ammunition.
- No knives or arrow tips (including field points, hunting broadheads, etc.).
- No functional or non-functional bows, firearms or firearm parts that could be reassembled are allowed.
- No humanoid shaped targets or reference to paintball, laser tag, air-soft, or pointing of any type of firearm or bow toward another person is allowed.
- No display involving primarily tactical design firearms (i.e. AR platform or military type firearms).
- No reference or use of the word “weapon” should be used in a display.
- Make sure there are no safety violations in your display. (Example: no earplugs or safety glasses in a picture of a person shooting a firearm.)

Shooting Sports: Archery Display (SF 50380)

Exhibit a poster or stand-alone display depicting safe archery handling, range safety, the parts of the bow, tracking the target, target sighting, or another topic you have learned through the 4-H Shooting Sports program.

Shooting Sports: Rifle Display (SF 50381)

Exhibit a poster or stand-alone display depicting safe firearm handling, range safety, the parts of the rifle, tracking the target, target sighting, or another topic you have learned through the 4-H Shooting Sports program.

Shooting Sports: Shotgun Display (SF 50382)

Exhibit a poster or stand-alone display depicting safe firearm handling, range safety, the parts of the shotgun, tracking the target, target sighting, or another topic you have learned through the 4-H Shooting Sports program.

Shooting Sports: Hunting & Outdoor Skills Display (SF 50383)

Exhibit a poster or stand-alone display related to something you learned in the Hunting & Outdoor Skills project.

Shooting Sports: Pistol Display (SF 50384)

Exhibit a poster or stand-alone display depicting safe firearm handling, range safety, the parts of the pistol, tracking the target, target sighting, or another topic you have learned through the 4-H Shooting Sports program.

Shooting Sports Ready4Life Challenge (SF 50385)

Open to 11- to 18-year-olds enrolled in any Shooting Sports project.

Exhibits in this category must include the following: a) a physical representation of the career or business product such as a model, prototype or display/portfolio that includes images of accomplished work; b) verbal or written explanations that demonstrate knowledge of the related career or business fields, potential careers, and the appropriate requirements for achievement in those fields. The judging criteria for this class values thoroughness of career and/or business exploration and pursuit above the workmanship of the physical specimen on display.

SMALL ENGINES

Superintendent: Jamie Schnall; Judge: Anne Burkhart

Awards: 1 Grand Champion Trophy / Rosette, 1 Reserve Champion Rosette

State Fair: Each county may submit 1 entry total for 50294; and 1 entry for 50297.

Small Engine displays must be no larger than 4' x 4' display board. Exhibits must be portable. No complete engines, lawn tractors, tillers, chainsaws, etc. are permitted for display. No electrical power is available for displays/exhibits.

Small Engines 1 (SF 50294)

Exhibit a display, selecting one of the following items:

- **Ignition System:** Identify the parts of the ignition system and explain how magnetic energy is produced through the ignition system to ignite the spark plug; **OR**
- **Compression System:** Explain how heat energy is produced by an engine and converted into mechanical energy; **OR**
- **Heat Transfer:** Explain how heat is transferred through the cooling and lubrication system of an air-cooled or water-cooled engine; **OR**
- **Filter Maintenance:** Explain the proper maintenance and cleaning of the air, fuel, and oil filters of an engine; **OR**
- **What does a serial number reveal?** Explain the various information that can be learned from the serial number or identification number stamped on the shroud of a Briggs & Stratton engine; **OR**
- **Tools to do the job:** Identify and explain the function(s) of different specialty tools needed for small engine work; **OR**
- **Experimentation:** Explain through illustration an experiment you conducted from the project manual showing the results of your work.

Small Engines 2 (SF 50294)

Exhibit a display, selecting one of the following items:

- **Ignition System:** Identify the parts of the ignition system and explain how magnetic energy is produced through the ignition system to ignite the spark plug; **OR**
- **Compression System:** Explain how heat energy is produced by an engine and converted into mechanical energy; **OR**
- **Heat Transfer:** Explain how heat is transferred through the cooling and lubrication system of an air-cooled or water-cooled engine; **OR**
- **Filter Maintenance:** Explain the proper maintenance and cleaning of the air, fuel and oil filters of an engine; **OR**
- **What does a serial number reveal?** Explain the various information that can be learned from the serial number or identification number stamped on the shroud of a Briggs & Stratton engine; **OR**
- **Tools to do the job:** Identify and explain the function(s) of different specialty tools needed for small engine work; **OR**
- **Experimentation:** Explain through illustration an experiment you conducted from the project manual showing the results of your work.

Small Engines 3 (SF 50294)

Exhibit a display, selecting one of the following items:

- **Ignition System:** Identify the parts of the ignition system and explain how magnetic energy is produced through the ignition system to ignite the spark plug; **OR**
- **Compression System:** Explain how heat energy is produced by an engine and converted into mechanical energy; **OR**
- **Heat Transfer:** Explain how heat is transferred through the cooling and lubrication system of an air-cooled or water-cooled engine; **OR**
- **Filter Maintenance:** Explain the proper maintenance and cleaning of the air, fuel and oil filters of an engine; **OR**
- **What does a serial number reveal?** Explain the various information that can be learned from the serial number or

identification number stamped on the shroud of a Briggs & Stratton engine; **OR**

- **Tools to do the job:** Identify and explain the function(s) of different specialty tools needed for small engine work; **OR**
- **Experimentation:** Explain through illustration an experiment you conducted from the project manual showing the results of your work.

Small Engines Ready4Life Challenge (SF 50297)

Open to 11- to 18-year-olds enrolled in any Small Engines project.

Exhibits in this category must include the following: a) a physical representation of the career or business product such as a model, prototype or display/portfolio that includes images of accomplished work; b) verbal or written explanations that demonstrate knowledge of the related career or business fields, potential careers, and the appropriate requirements for achievement in those fields. The judging criteria for this class values thoroughness of career and/or business exploration and pursuit above the workmanship of the physical specimen on display.

THEATRE ARTS

Superintendents: Carole Bernett, Larry Bernett; Judge: Karen Laconne

Awards: 1 Grand Champion Trophy / Rosette, 1 Reserve Champion Rosette

State Fair: Each county may submit 3 entries total for 50299, 50301, 50302; and 1 entry for 50304.

Theatre Arts 1 (SF 50299)

Exhibit one of the following items:

- Portfolio of acting activities completed during the current year (A video of performances is not considered a portfolio and will not be accepted for exhibit.); **OR**
- Display illustrating a drawing/photograph of a clown character created by the exhibitor, **OR**
- Display illustrating a picture story developed by the exhibitor.

Theatre Arts 3 (SF 50301)

Exhibit one of the following items:

- Portfolio of activities for set design; make-up; or sound, props, or costuming completed during the current year; **OR**
- Display that includes sound, props, and costume charts appropriate for a selected scene from a story or play (limited to no more than 8 items); **OR**
- Display a scenic design model to depict a scene from a script, **OR**
- Display illustrating a character with make-up drawn or colored in. Include a photograph of a person wearing the make-up and information on the character's personality or part in the play.

Theatre Arts Innovation Class (SF 50302)

Open to youth enrolled in Theatre Arts.

Demonstrate the skills and knowledge you have gained through Theatre Arts project. The exhibit may include, but is not limited to, original works, objects, demonstrations, digital presentations, programs, websites, games, apps, performances, or posters which you have made. Choose whatever method best shows what you have learned. Your exhibit should not fit in the other exhibit options for this project. You must furnish any equipment you need for your exhibit. Internet service will not be provided for the exhibit. All exhibits must include something visual, such as a printed copy of a digital presentation, which will remain on display during the exhibition. Electronic equipment will only be used during your personal judging time and will not remain on display during the entire exhibit period.

Theatre Arts Ready4Life Challenge (SF 50304)

Open to 11- to 18-year-olds enrolled in any Theatre project

Exhibits in this category must include the following: a) a physical representation of the career or business product such as a model, prototype or display/portfolio that includes images of accomplished work; b) verbal or written explanations that demonstrate knowledge of the related career or business fields, potential careers, and the appropriate requirements for achievement in those fields. The judging criteria for this class values thoroughness of career and/or business exploration and pursuit above the workmanship of the physical specimen on display.

TRACTOR

Superintendent: n/a; Judge: n/a

Awards: 1 Grand Champion Trophy / Rosette, 1 Reserve Champion Rosette

State Fair: Each county may submit 2 entries total for 50306, 50307, 50308, 50309, 50310; and 1 entry for 50312.

Tractor A (SF 50306)

Exhibit a display or poster that illustrates one of the following topics: tractor safety; care and maintenance; the tractor as a valuable farm machine; or an activity listed in the 4-H project manual.

Tractor B (SF 50307)

Exhibit a display or poster that illustrates one of the following topics: cause and prevention of rollovers; diagram how an air cleaner works; diagram and identify an engine cooling system; regulations for battery & oil disposal; or another activity listed in the 4-H project manual.

Tractor C (SF 50308)

Exhibit a display or poster that illustrates one of the following topics: wagon and bin hazards; diagram and identify open and closed hydraulic systems; mower types and safety features; conveyor types and safety features; or another activity listed in the 4-H project manual.

Tractor D (SF 50309)

Exhibit a display or poster that illustrates one of the following topics: method of winterizing a tractor; chemical uses and required safety equipment; parts and process of internal combustion engine; procedure for cleaning and flushing tractor radiator; or another activity.

Tractor Innovation Class (SF 50310)

Open to youth enrolled in Tractor A, B, C or D.

Demonstrate the skills and knowledge you have gained through the Tractor project. This could be related to, but not limited to, advancements in technology, enhancements to crop production, or a topic of interest to the member related to tractors or farm machinery. The exhibit may include, but is not limited to, original works, objects, demonstrations, digital presentations, programs, websites, games, apps, performances, or posters which you have made. Choose whatever method best shows what you have learned. Your exhibit should not fit in the other exhibit options for this project. You must furnish any equipment you need for your exhibit. Internet service will not be provided for the exhibit. All exhibits must include something visual, such as a printed copy of a digital presentation, which will remain on display during the exhibition. Electronic equipment will only be used during your personal judging time and will not remain on display during the entire exhibit period.

Tractor Ready4Life Challenge (SF 50312)

Open to 11- to 18-year-olds enrolled in any Tractor project

Exhibits in this category must include the following: a) a physical representation of the career or business product such as a model, prototype or display/portfolio that includes images of accomplished work; b) verbal or written explanations that demonstrate knowledge of the related career or business fields, potential careers, and the appropriate requirements for achievement in those fields. The judging criteria for this class values thoroughness of career and/or business exploration and pursuit above the workmanship of the physical specimen on display.

VETERINARY SCIENCE

Superintendent: Jamie Schnell; Judge: Dr. Sarah Reich

Awards: 1 Grand Champion Trophy / Rosette, 1 Reserve Champion Rosette

State Fair: Each county may submit 1 entry total from 50320; and 1 entry from 50322.

Veterinary Science 1 (SF 50320)

Prepare a display focusing on any activity related to the veterinary science project. The exhibit may include, but isn't limited to, original works, objects, demonstrations, digital presentations, programs, websites, games, apps, performances, or posters which you have made. Choose whatever method best shows what you've learned. You must furnish any equipment you need for your exhibit. Internet service will not be provided for the exhibit. All exhibits must include something visual, such as a printed copy of a digital presentation, which will remain on display during the exhibition. Electronic equipment will only be used during your personal judging time and will not remain on display during the entire exhibit period. Live animals are not permitted as exhibits in this area. For safety reasons, exhibits cannot include glass, syringes with needles or any other sharp objects.

Veterinary Science 2 (SF 50320)

Prepare a display focusing on any activity related to the veterinary science project. The exhibit may include, but isn't limited to, original works, objects, demonstrations, digital presentations, programs, websites, games, apps, performances, or posters which you have made. Choose whatever method best shows what you've learned. You must furnish any equipment you need for your exhibit. Internet service will not be provided for the exhibit. All exhibits must include something visual, such as a printed copy of a digital presentation, which will remain on display during the exhibition. Electronic equipment will only be used during your personal judging time and will not remain on display during the entire exhibit period. Live animals are not permitted as exhibits in this area. For safety reasons, exhibits cannot include glass, syringes with needles or any other sharp objects.

Veterinary Science 3 (SF 50320)

Prepare a display focusing on any activity related to the veterinary science project. The exhibit may include, but isn't limited to, original works, objects, demonstrations, digital presentations, programs, websites, games, apps, performances, or posters which you have made. Choose whatever method best shows what you've learned. You must furnish any equipment you need for your exhibit. Internet service will not be provided for the exhibit. All exhibits must include something visual, such as a printed copy of a digital presentation, which will remain on display during the exhibition. Electronic equipment will only be used during your personal judging time and will not remain on display during the entire exhibit period. Live animals are not permitted as exhibits in this area. For safety reasons, exhibits cannot include glass, syringes with needles or any other sharp objects.

Veterinary Science Ready4Life Challenge (SF 50322)

Open to 11- to 18-year-olds enrolled in any Veterinary Science project

Exhibits in this category must include the following: a) a physical representation of the career or business product such as a model, prototype or display/portfolio that includes images of accomplished work; b) verbal or written explanations that demonstrate knowledge of the related career or business fields, potential careers, and the appropriate requirements for achievement in those fields. The judging criteria for this class values thoroughness of career and/or business exploration and pursuit above the workmanship of the physical specimen on display.

VIDEO/FILMMAKING

Superintendents: Carole Bernett, Larry Bernett; Judge: Cindy Ward

Awards: 1 Grand Champion Trophy / Rosette, 1 Reserve Champion Rosette

State Fair: Each county may submit 3 entries total from 50324, 50325, 50326, 50327, 50328; and 1 entry from 50330.

Enrollment in the Video project is required to exhibit in the classes in this section.

All Exhibitors must bring their video to be judged on a USB flash drive and saved in .MP4 format. Exhibitors are encouraged to post their video on YouTube.com in advance of State Fair. Exhibitors may choose whether to make the video “public, unlisted” (someone must have the link to view it), or “private” (only people you choose may view it). This will allow fairgoers to view the exhibits on display. There will be monitors at the exhibit table for viewing videos so exhibitors will NOT need to bring a laptop or device for viewing.

Requirements that apply to ALL video classes:

Video submissions should be no longer than five (5) minutes in length (unless noted differently in class description). Videos are to be original and a result of the member’s current year’s work. Criteria for judging shall include: (1) Evidence of story line; (2) Use of camera angles; (3) Use of zooming techniques; and (4) Smoothness of scene changes. Image and sound quality will be considered in relation to equipment available to and used by exhibitor. All videos should comply with copyright regulations and display an image that is appropriate for 4-H audiences. No time or date should be imprinted on the video footage. All videos should include an opening title screen, as well as closing credits which include date of production, name of video exhibitor and research sources if appropriate. **All Video/Filmmaking exhibitors must include a printed copy of materials which will remain on display.**

Commercial or Promotional Video (SF 50324)

Prepare a short video (30 seconds to 1 minute in length) that promotes an event, advertises a specific project/product, or is a public service announcement. The video should demonstrate skills in making and editing video.

Animated Video (SF 50325)

Video in this class should represent creative animation of original artwork created by the exhibitor and may include stop motion techniques. Media might include images created with graphics software or hand-drawn images.

Documentary (SF 50326)

Video in this class should represent a research-based investigation into a topic of choice. Video credits should list research sources and may include paper or electronically published materials, as well as interviews with experts or constituents related to the topic of investigation.

Short Story or Short Narrative (SF 50327)

Prepare a short video that tells a story. The video should demonstrate skills in making and editing video.

Video/Filmmaking Innovation Class (SF 50328)

Open to youth enrolled in Video/Filmmaking

Demonstrate the skills and knowledge you have gained through the Video project. **Your exhibit should not fit in the other exhibit options for this project.** The exhibit may include, but is not limited to, original works, objects, demonstrations, digital presentations, programs, websites, games, apps, performances, or posters which you have made. Choose whatever method best shows what you have learned. You must furnish any equipment you need for your exhibit. Internet service will not be provided for the exhibit. All exhibits must include something visual, such as a printed copy of a digital presentation, which will remain on display during the exhibition. Electronic equipment will only be used during your personal judging time and will not remain on display during the entire exhibit period.

Video/Film Ready4Life Challenge (SF 50330)

Open to 11- to 18-year-olds enrolled in any Video/Film project.

Exhibits in this category must include the following: a) a physical representation of the career or business product such as a

model, prototype or display/portfolio that includes images of accomplished work; b) verbal or written explanations that demonstrate knowledge of the related career or business fields, potential careers, and the appropriate requirements for achievement in those fields. The judging criteria for this class values thoroughness of career and/or business exploration and pursuit above the workmanship of the physical specimen on display.

VISUAL ARTS

Superintendents: Terrie Carso, Janine Feldman, Nicole Feldman, Julie Kulak; Judges: Judy Davenport, Christie Dunn, Suzanne Hammer, Dottie Hemrick, Rose Jarecki, Heather Kinion, Jennifer McBride, Barb McDermott, Cindy Neborhous, Kara Norton, Mary Ann Petersen, Pat Quetch, Carla Schilder, Logan Wasson, Kathy Westberg.

Awards: 1 Grand Champion Trophy / Rosette, 1 Reserve Champion Rosette (includes Food Decorating, Chalk/Carbon/Pigment Division A, Chalk/Carbon/Pigment Division B, Clay, Computer-Generated Art, Fiber, Glass/Plastic, Heritage Arts, Leather, Metal, Nature, Paper, Scrapbooking, 3-D Design/Mixed Media, Wood, Ready4Life Challenge, Kits)

State Fair: Each county may submit one entry from these projects:

- Food/Cake Decorating (1 total from 50332, 50333, 50334, 50335)
- Chalk/Carbon/Pigment on wood, metal, or textiles (Division B) 50352
- Clay 50337
- Computer-Generated Art 50338
- Fiber 50339
- Fiber Non-Original Ages 8-10 Only 50350
- Glass/Plastic 50340
- Heritage Arts 50341
- Leather 50321
- Metal 50342
- Nature 50343
- Paper 50344
- Quilting – You Can Quilt 50331A
- Quilting – Quilting the Best Better 50331B
- Three-Dimensional Design/Mixed Media 50348
- Wood 50349
- Ready4Life 50351

Each county may submit two entries from:

- Chalk/Carbon/Pigment on canvas, paper, or glass (Division A) 50336
- Scrapbooking (2 total from 50345, 50346, 50347)

Exhibitors must be enrolled in the Visual Arts project category in which they are exhibiting. Exhibitors are encouraged to date the project when it is made. All visual arts exhibits are evaluated using a visual arts rubric which takes into account correct use of design elements; craftsmanship; and creativity.

Articles exhibited must be an original design created by the exhibitor (except in heritage arts which may follow a pattern AND Fiber-Non-Original Ages 8-10 ONLY). Copyrighted or trademarked designs are not acceptable; this includes Team or School logos. Kits and preformed molds are not considered original and are not acceptable in any Visual Arts Class. Combining parts of different patterns (pictures, photographs, images from the internet or a magazine) with the member's own ideas can result in an original design, but simply changing the color, pattern and/or size of a pattern does NOT make the design original. This also applies for ideas found on a site such as Pinterest. If you see something on Pinterest that you like, create something different using the concept, however, it MUST NOT look exactly like something the judge can search for and find on the internet. The exhibit must combine parts of different patterns and/or ideas with the concepts of the member, however changing the color or changing the size of the item or pattern used does NOT make it original. If you create a replica of what you see somewhere else, it is not your original design. If a photo, sketch, or other idea source was used, submit it with your entry, firmly attached to your exhibit. Be prepared to explain how and where you got the idea for this project.

Members wishing to exhibit a quilt made from a pattern may enter it in Heritage Arts. Quilts exhibited in the Visual Arts – Heritage Arts area will be evaluated using a visual arts rubric which considers correct use of design elements; craftsmanship; and creativity. All work on the quilt MUST be completed by the 4-H member. You cannot exhibit a quilt that was quilted by someone else.

Visual Arts Food/Cake Decorating Beginning (SF 50332)

Exhibit one of the following:

- Exhibit four decorated cookies, using a minimum of four different techniques. Exhibit may use cookies OR cookie forms.
- Exhibit four decorated cupcakes, using a minimum of four different techniques. Exhibit may use cupcakes OR cupcake forms.
- Exhibit a single layer decorated cake, using a minimum of four different techniques. Exhibit may use cake OR cake form.

Visual Arts Food/Cake Decorating Intermediate (SF 50333)

Exhibit one of the following:

- Exhibit four decorated cookies, using a minimum of five Level 2 techniques. Exhibit may use cookies OR cookie forms.
- Exhibit four decorated cupcakes, using a minimum of five Level 2 techniques. Exhibit may use cupcakes OR cupcake forms.
- Exhibit a single layer or two-layer cakes, using a minimum of five Level 2 techniques. Exhibit may use cake OR cake forms.

Visual Arts Food/Cake Decorating Advanced (SF 50334)

- Exhibit a decorated, stacked, or multi-layer cake; or a tiered cake, using a minimum of four Level 3 techniques. Exhibit may use cake OR cake forms.

Visual Arts Food/Cake Decorating Master (SF 50335)

Exhibit to include a one-page written description of your project, including goals, plans, accomplishments, and evaluation of results. Include up to four pictures of your accomplishments **AND** exhibit an original design decorated cake using more than five techniques. Exhibit may use cake OR cake forms.

Visual Arts Chalk/Carbon/Pigment: Division A & B

Enter the division based on the type of material on which the art was created.

Division A: Canvas, Paper, Glass (SF 50336)

Any original artwork done with pencils, chalk, pens, ink, paint, charcoal, dyes, etc. on canvas, paper, or glass. This would include all painting, sketching, drawing, cartooning, original non-computer-generated graphics, printing, etc. Painted and/or glazed pre-formed ceramics and painted porcelain dolls are not eligible for State Fair exhibit. Drawings and paintings should be matted or framed under glass. (Exceptions: Oil and acrylic paintings do not require glass and are not required to be matted.) Watercolor, chalk, pen & ink, computer-generated art, etc. do require some protective covering. Gallery frames are acceptable. Canvas paintings that continue "over the edges" are acceptable without frames; however, the piece must still be prepared for hanging. Matted pieces without frames are acceptable, however the piece must be prepared for hanging OR it must include a photo of the artwork being displayed in a non-hanging manner. There is no specific requirement for the type of mat used.

Division B: Wood, Metal, Textiles (SF 50352)

Any original artwork done with pencils, chalk, pens, ink, paint, charcoal, dyes, etc., on wood, metal, or textiles. Painted and/or glazed pre-formed ceramics and painted porcelain dolls are not eligible for State Fair exhibit. Any exhibits created as a piece of wall art must be prepared for hanging.

Visual Arts Clay (SF 50337)

Any original item made of clay; may be fired or unfired, hand formed or thrown on a wheel. Self-hardening clays are fine. Fire/oven-cured and cornstarch clay could be accepted. Items can include, but are not limited to, clay statues, bowls, jewelry, etc. Pre-formed ceramics are not eligible for State Fair exhibit.

Visual Arts Computer-Generated Art (SF 50338)

Any original art created in any software package. Exhibit may not include scanned work, clip art, downloaded images from the internet, any imported image, or photographs. All pixels must be original. Photo mosaics are NOT allowed. Exhibitors in this class (like all other classes in this sub-section) must be enrolled in Visual Arts; Computer project enrollment is not required. **NOTE:** Wood and metal exhibits created using laser cutting programs/devices should be entered in this class. Plastic exhibits with an artistic focus created using a 3-D printer should be entered in this class. If the art created is designed to hang, then the entry should have some protective covering, such as a glass frame, and prepared for hanging. If the art is something that has been created with a laser cutting program/device and is NOT designed to hang, it does not require protective covering nor does it need to be prepared to hang.

Visual Arts Fiber (SF 50339)

Any original item made of fiber. Examples are quilts, fabric collage, soft sculpture, stitchery, weaving, embroidery, cross-stitch, wearable art, hooking, braiding, duct tape artistry, string art, and baskets. **Original** cross-stitched, knitted, crocheted, or quilted items belong in this Fiber class. **Non-original** cross-stitched, knitted, crocheted, or quilted items should be entered in Heritage Arts. Machine knitted items are not appropriate for this class.

Visual Arts Fiber Non-Original AGES 8-10 ONLY (SF 50350)

Any non-original item made of fiber. Examples are fabric collage, soft sculpture, stitchery, weaving, embroidery, cross-stitch, crocheting, knitting, weaving, hooking, and felting. Exhibitors may use a pattern and/or an idea generated from another source.

Visual Arts Glass/Plastic (SF 50340)

Any original item made of glass or plastic. Possible items to exhibit include stained glass, etched glass (original design), mosaics made of glass, glass beading, plastic jewelry (friendly plastic). Interlocking building block creations (i.e. LEGOS) are not suitable for State Fair entry. Steppingstones or wall hangings that include cement decorated with glass or plastic items are not suitable for this class.

Visual Arts Heritage Arts (SF 50341)

Exhibit an item of **traditional** art learned from another person or **from a pattern** (NO KITS may be entered in this class). Non-original cross-stitched, knitted, and crocheted items by pattern fit in this class. ALL ORIGINAL cross-stitched, knitted, and crocheted items should be exhibited in Fiber Arts; (machine knitted items ARE NOT acceptable for this class.) Other possibilities include needlepoint, counted cross-stitch, crewel, embroidery, cut work, hardanger embroidery (embroidery openwork), macramé, baskets, candles, pysanki (decorated eggs), leather, quilts, baskets (made using a traditional pattern), traditional handmade dolls with handmade costumes, soaps made using nature dyes also can be made using hand-made molds or broken into chunks for display or candles. No machine quilting allowed in Heritage Arts. Exhibitors must also bring 1) the pattern or a copy of the pattern they used to create their traditional art; and 2) a description of the traditional origins of their art choice.

Visual Arts Leather (SF 50321)

Exhibit one of the following options using leather:

- **Leather Stamping:** Exhibit should utilize one or more stamping techniques – exhibit examples include items such as belt; coasters; bookmark; key chain; wrist bracelet.
- **Leather Carving or Tooling:** Exhibit should use simple swivel knife tooling techniques or may incorporate several swivel knife-tooling designs or patterns – exhibit examples include items such as belt; pictorial carving; key case.
- **Leather Lacing:** Exhibit to include stamping and/or carving techniques incorporated with lacing techniques – exhibit examples include items such as wallets; purses; etc.
- **Leather Stitching:** Exhibit may include stamping; carving and/or lacing techniques and should be a leather item or article of apparel, which incorporates hand-sewing and/or machine stitching techniques. Hand-sewing and/or machine stitching must be the work of the exhibitor.

Visual Arts Metal (SF 50342)

Any original item made of metal such as sculpture, tin punch, engraved metal, and jewelry. Items intended for industrial use

(as tools and/or shop items) are not considered part of this Visual Arts project and are not eligible for entry. Metal items that have been partially or totally created using laser cutting programs/devices should be entered in Computer-Generated Art.

Visual Arts Nature (SF 50343)

Any original item made of natural material such as wreaths, cornhusk dolls, etc. Items should be made of natural materials (which may be purchased) but securing elements such as glue and wire may be used in the inner construction as long as they do not detract from the overall "natural" appearance. Articles such as dried pressed flowers may be displayed under glass since it is necessary for protection/preservation of the natural materials. Candles are not suitable as entries. All baskets should be entered in Heritage Arts.

Visual Arts Paper (SF 50344)

Any original item made of paper. Examples could include origami; greeting cards; paper-cut designs, paper mache, hand-made paper, paper collage, paper models of architecture, quilling, etc. Paper twist articles, made from directions in craft books and stores ARE NOT original and are not appropriate for this class. Scrapbooks should be exhibited in Visual Arts Scrapbooking.

Visual Arts Quilting – You Can Quilt (SF 50331A)

Exhibit one of the following quilting options. All exhibits should include a card which identifies the quilt as an original design created by the exhibitor or as a pattern created by someone else. Item may be quilted using any method – tie, hand, or machine quilted. All work must be completed by the 4-H member. Exhibit one of the following:

- A Mini Quilt for a doll; OR a Quilt sized for an infant (*maximum size of 48"x48"*); OR
- A Quilted Table Runner (*width ranging from 15-18"; length ranging from 24-48"*)

Visual Arts Quilting – Quilting the Best Better (SF 50331B)

Exhibit one of the following quilting options. All exhibits should include a card which identifies the quilt as an original design created by the exhibitor or as a pattern created by someone else. Item may be quilted using any method – tie, hand, or machine quilted. All work must be completed by the 4-H member. Exhibit one of the following:

- Lap Quilt (*width ranging from 48-60"; length ranging from 60-72"*); OR
- Large Quilted Wall Hanging (*may be rectangular or square, sized larger than 48" x 48"*). Hanging should include tabs or a pocket on the back for it to be hung, OR

Quilt that fits any size bed (Twin, Double, Queen or King).

Visual Arts Scrapbooking, Beginning (SF 50345)

Exhibit one album or notebook, either 8 ½" x 11" or 12" x 12", with a front and back cover. The album/notebook must have a minimum of 4 pages (front and back, 8 sides), exhibited in page protectors. "Embellishments" are defined as the decorations or special details and features that add to a page and make it more visually appealing. Embellishments may include, but are not limited to, ribbon, clips, special lettering, etc. Beginners must use a minimum of four embellishments and tell a story with pictures.

Visual Arts Scrapbooking, Intermediate (SF 50346)

Exhibit one album or notebook, either 8 ½" x 11" or 12" x 12", with a front and back cover. The album/notebook must have a minimum of 4 pages (front and back, 8 sides), exhibited in page protectors. "Embellishments" are defined as the decorations or special details and features that add to a page and make it more visually appealing. Embellishments may include, but are not limited to, ribbon, clips, special lettering, etc. Intermediate level exhibitors must use a minimum of eight embellishments and tell a story with pictures and journaling.

Visual Arts Scrapbooking, Advanced (SF 50347)

Exhibit one album or notebook, either 8 ½" x 11" or 12" x 12", with a front and back cover. The album/notebook must have a minimum of 4 pages (front and back, 8 sides), exhibited in page protectors. "Embellishments" are defined as the

decorations or special details and features that add to a page and make it more visually appealing. Embellishments may include, but are not limited to, ribbon, clips, special lettering, etc. Advance level exhibitors must use a minimum of 12 embellishments and tell a compelling story with pictures, journaling, and other media.

Visual Arts Three-Dimensional Design/Mixed Media (SF 50348)

Art pieces in this class must be comprised of **at least three different media**. No one medium can make up more than 40% of a piece. The piece should **be either freestanding or should be prepared to be hung**. It must be observable on at least three different sides. Originality and design are important concepts. Craft and preformed or assembled projects are not acceptable.

Visual Arts Wood (SF 50349)

Any original item made of wood (wood carving, sculpture, collage, wood burning, etc.). Utilitarian wood items made from patterns or kits (e.g., outdoor, or indoor furniture, shelves) should be entered in woodworking, not in visual arts. Popsicle stick crafts are not acceptable for State Fair entry. Wood items that have been partially or totally created through the use of laser cutting programs/devices should be entered in Computer-Generated Art. All Visual Arts Wood exhibits **MUST** have an artistic element that the exhibitor can explain. Furniture built by the exhibitor aligns with the Woodworking project area – unless the element to be judged is wood carving or wood burning that is one element of the exhibit. Exhibits will be judged using a Visual Arts Rubric and not a woodworking construction rubric.

Visual Arts Ready4Life Challenge (SF 50351)

Open to 11- to 18-year-olds enrolled in any Visual Arts project.

Exhibits in this category must include the following: a) a physical representation of the career or business product such as a model, prototype or display/portfolio that includes images of accomplished work; b) verbal or written explanations that demonstrate knowledge of the related career or business fields, potential careers, and the appropriate requirements for achievement in those fields. The judging criteria for this class values thoroughness of career and/or business exploration and pursuit above the workmanship of the physical specimen on display.

WEATHER

Superintendent: Jamie Schnall; Judge: Shirley Burger

Awards: 1 Grand Champion Trophy / Rosette, 1 Reserve Champion Rosette

State Fair: Each county may submit 1 entry total 50392, 50393, 50394; and 1 entry from 50395.

Weather and Climate Science 1 (SF 50392)

Exhibit any product or display illustrating an activity from the book. The exhibit may include, but is not limited to, original works, objects, demonstrations, digital presentations, programs, websites, games, apps, performances, or posters which you have made. Choose whatever method best shows what you have learned. You must furnish any equipment you need for your exhibit. Internet service will not be provided for the exhibit. All exhibits must include something visual, such as a printed copy of a digital presentation, which will remain on display during the exhibition. Electronic equipment will only be used during your personal judging time and will not remain on display during the entire exhibit period.

Weather and Climate Science 2 (SF 50393)

Exhibit any product or display illustrating an activity from the book. The exhibit may include, but is not limited to, original works, objects, demonstrations, digital presentations, programs, websites, games, apps, performances, or posters which you have made. Choose whatever method best shows what you have learned. You must furnish any equipment you need for your exhibit. Internet service will not be provided for the exhibit. All exhibits must include something visual, such as a printed copy of a digital presentation, which will remain on display during the exhibition. Electronic equipment will only be used during your personal judging time and will not remain on display during the entire exhibit period.

Weather and Climate Science 3 (SF 50394)

Exhibit any product or display illustrating an activity from the book. The exhibit may include, but is not limited to, original works, objects, demonstrations, digital presentations, programs, websites, games, apps, performances, or posters which you have made. Choose whatever method best shows what you have learned. You must furnish any equipment you need for your exhibit. Internet service will not be provided for the exhibit. All exhibits must include something visual, such as a printed copy of a digital presentation, which will remain on display during the exhibition. Electronic equipment will only be used during your personal judging time and will not remain on display during the entire exhibit period.

Weather Ready4Life Challenge (SF 50395)

Open to 11- to 18-year-olds enrolled in any Weather and Climate project.

Exhibits in this category must include the following: a) a physical representation of the career or business product such as a model, prototype or display/portfolio that includes images of accomplished work; b) verbal or written explanations that demonstrate knowledge of the related career or business fields, potential careers, and the appropriate requirements for achievement in those fields. The judging criteria for this class values thoroughness of career and/or business exploration and pursuit above the workmanship of the physical specimen on display.

WELDING

Superintendent: Jamie Schnall; Judge: Shirley Burger

Awards: 1 Grand Champion Trophy / Rosette, 1 Reserve Champion Rosette

State Fair: Each county may submit 2 entries total from 50353; and 1 entry from 50355.

Welding (SF 50353)

This exhibit class is open to members who are in the 7th grade and higher. Exhibit one arc weldment/item demonstrating the skill level of the exhibitor. Members new to the project should consider selecting a weldment from the suggested [Weldment List](#) found on page 43 of *Arcs and Sparks* (4-H 573 – Shielded Metal Arc Welding). **This class is for industrial welding only.** (Members that wish to use welding to create objects with an artistic appeal should consider enrolling in the 4-H Visual Arts project and consider entering those types of exhibits in the Visual Arts – Metal class.) Exhibits must be portable and cannot be exhibited on a trailer.

Welding Ready4Life Challenge (SF 50355)

(Open to 11- to 18-year-olds enrolled in any Welding project)

Exhibits in this category must include the following: a) a physical representation of the career or business product such as a model, prototype or display/portfolio that includes images of accomplished work; b) verbal or written explanations that demonstrate knowledge of the related career or business fields, potential careers, and the appropriate requirements for achievement in those fields. The judging criteria for this class values thoroughness of career and/or business exploration and pursuit above the workmanship of the physical specimen on display.

WOODWORKING

Superintendent: Jamie Schnall; Judge: Chyrese Wolf

Awards: 1 Grand Champion Trophy / Rosette, 1 Reserve Champion Rosette

State Fair: Each county may submit 2 entries total from 50357, 50358, 50359, 50360; and 1 entry from 50362.

Woodworking 1 (SF 50357)

Any item made of wood constructed or refinished by the member, appropriate for their age, skills, and ability in this project. Pre-cut kits assembled by the member are not acceptable. Exhibits must be portable and cannot be exhibited on a trailer.

Woodworking 2 (SF 50358)

Any item made of wood constructed or refinished by the member, appropriate for their age, skills, and ability in this project. Pre-cut kits assembled by the member are not acceptable. Exhibits must be portable and cannot be exhibited on a trailer.

Woodworking 3 (SF 50359)

Any item made of wood constructed or refinished by the member, appropriate for their age, skills, and ability in this project. Pre-cut kits assembled by the member are not acceptable. Exhibits must be portable and cannot be exhibited on a trailer.

Woodworking 4 (SF 50360)

Any item made of wood constructed or refinished by the member, appropriate for their age, skills, and ability in this project. Pre-cut kits assembled by the member are not acceptable. Exhibits must be portable and cannot be exhibited on a trailer.

Woodworking Ready4Life Challenge (SF 50362)

Open to 11- to 18-year-olds enrolled in any Woodworking project

Exhibits in this category must include the following: a) a physical representation of the career or business product such as a model, prototype or display/portfolio that includes images of accomplished work; b) verbal or written explanations that demonstrate knowledge of the related career or business fields, potential careers, and the appropriate requirements for achievement in those fields. The judging criteria for this class values thoroughness of career and/or business exploration and pursuit above the workmanship of the physical specimen on display.

