



2021-2022

Clark County

4-H Show Book



Illinois Extension

UNIVERSITY OF ILLINOIS URBANA-CHAMPAIGN

University of Illinois Extension, Clark County

15493 N. State Hwy 1, Marshall, IL 62441

217-826-5422 / Fax 217-826-8631

extension.illinois.edu/cce

Dear 4-H Family:

Welcome to 4-H! 4-H is one of the most successful youth organizations in America. It provides a wide variety of learning experiences and opportunities for personal growth, learning new life skills, and participating in community service activities. 4-H has something for everyone!

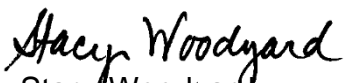
This Clark County 4-H Handbook has been provided for your family to help navigate our 4-H program. This handbook will help meet all of your needs and to help better understand 4-H and learn the requirements for each of your 4-H projects. You can find the Clark County Handbook online at the Clark, Crawford, and Edgar Extension website: extension.illinois.edu/cce Project criteria can change from year to year, it is your family's responsibility to check out the website or your handbook for those changes and updates. Also, be aware all guidelines, policies, resources, and important information are located at the very end of the document.

Stay up to date on current events in 4-H by checking your email each Friday for the Clark County Extension weekly eBlast. If you are not receiving those emails, call the Clark County Extension Office at 217-826-5422.

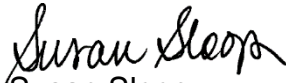
All persons, regardless of race, color, religion, national origin, ancestry, marital status, familial status, sexual orientation, or disability may participate in 4-H programs. Youth who are eight years of age or in the third grade and have not yet reached their nineteenth birthday on or before September 1 of the current 4-H year may enroll in 4-H Clubs. Youth who are ages 5 – 7 as of September 1 of the current 4-H year may join Cloverbuds, a program designed to let youth work as a group on projects perfect for their age.

We are sure you will find 4-H a very rewarding experience. It is important to remember that you gain out of 4-H what you put into it. We encourage each of you to increase your knowledge and gain skills as we together follow the 4-H motto, "To Make the Best Better"!

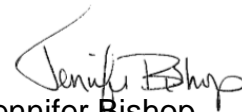
Our mission statement: **"4-H is building a generation of empowered, skilled, and confident young leaders by working in partnerships with caring adults".**



Stacy Woodyard
Clark, Crawford, Edgar Counties
County Director



Susan Sloop
Extension Educator
4-H Youth Development



Jennifer Bishop
4-H Program Coordinator
Clark County

Clark County 4-H Show Schedule

July 21-28, 2022



Martinsville Fairgrounds & Clark County Extension Office

Thursday, July 21 – 6:30 pm Set up Livestock & Arts Hall

Friday, July 22- 12:30 pm Check-in, 1:00 pm Judging, Clothing & Textiles, Arts Hall, Martinsville Fairgrounds

5:30 pm Check-in, 6:00 pm, General Project Judging, Arts Hall, Martinsville Fairgrounds

Animal Science, Small Pets, Veterinary Science, Shooting Sports, Entomology, Beekeeping, Forestry, Geology, Exploring your Environment, Natural Resources, Outdoor Adventures, Sportfishing, Weather, Wildlife, Child Development, Health, Interior Design, Theatre Arts, Creative Writing, Cats, Passport to the World, Leadership, Civic Engagement, Computer Science, Careers/Build your Future, Family Heritage, Financial Future, Video, Electricity, Robotics, Small Engines, Tractor, Welding

Saturday, July 23- 8:30 am Check-in, 9:00 am Judging, General Projects, Arts Hall, Martinsville Fairgrounds

Crops, Floriculture, Plants & Soils, Vegetable Garden, Collectibles, Do Your Own Thing, Esports, Exploratory, Models, Heritage Arts, Scrapbooking, Photography-All Levels, Visual Arts-Chalk/Carbon/Pigment, Clay, Visual Arts- Fiber, 3D, Glass/Plastics, Leather, Metal, Paper, Nature, Wood, Woodworking, Aerospace

12 pm, Cloverbuds Exhibit, Arts Hall, Martinsville Fairgrounds

1:00 pm, Rocket Launch, Martinsville Fairgrounds

3:30 pm Check-in, 4:00 pm Dog Show, Martinsville Fairgrounds

4:30 pm Check-in, 5:00 pm Horse Show, Martinsville Fairgrounds

7:00 pm- Ag Olympics/Family Fun Night, Grandstands, Martinsville Fairgrounds

Sunday, July 24 – Livestock Move-in (detailed information will be provided at a later date)

Monday, July 25 – Arts Hall Open 8am until end of Food Auction

8:00 am Poultry Show, Martinsville Fairgrounds

10:00 am Sheep Show, Martinsville Fairgrounds

10:00 am Rabbit Show, Martinsville Fairgrounds

12:30 pm Check-in, 1:00 pm Food Show, Arts Hall

6:30 pm 4-H Marketplace, Dress Review, Awards, Food Auction

Following Food Auction- Clean Arts Hall- all projects must be removed.

Tuesday, July 26 – 8:00 am Swine Show, Martinsville Fairgrounds

1:00 pm Goat Show, Martinsville Fairgrounds

TBA- Movie Night, Martinsville Fairgrounds

Wednesday, July 27 – 10:00 am Beef & Dairy Show, Martinsville Fairgrounds

6:30 pm Livestock Auction, Martinsville Fairgrounds

Beginning of Auction - Presentation of Completion Members & Presentation of 4-H Hall of Fame

After Auction- Clean Up Livestock Area

* If the exhibitor is unable to attend, an excused absence form must be turned in to the Clark County Extension Office, one week prior to the show. Another 4-H'er must show the project.

As of 3/8/2022 this schedule is NOT final. Check back for updates.

TABLE OF CONTENTS

[4-H Marketplace](#)

[Aerospace](#)

[Animal Science](#)

[Awards & Recognition](#)

[Beef](#)

[Bicycle](#)

[Camping at Show](#)

[Cat](#)

[Child Development](#)

[Civic Engagement](#)

[Clark County](#)

[Clark County 4-H Show Schedule](#)

[Clothing & Textiles](#)

[Cloverbuds](#)

[Code of Conduct](#)

[College & Career Readiness](#)

[Communications](#)

[Communications: Public Presentations](#)

[Computer Science](#)

[Consumer Education](#)

[Contacts](#)

[Crops](#)

[Dairy Cattle](#)

[Dog](#)

[Do Your Own Thing](#)

[Drones](#)

[Electricity](#)

[Entomology Beekeeping](#)

[Entomology General](#)

[Esports](#)

[Exploratory](#)

[Family Heritage](#)

[Food Auction](#)

[Foods & Nutrition](#)

[Forestry](#)

[General Project Guidelines](#)

[Geology](#)

[Goats](#)

[Health](#)

[Horse](#)

[Horticulture: Floriculture](#)

[Horticulture: Vegetables, Herbs & Fruits](#)

[Intercultural](#)

[Interior Design](#)

[Leadership](#)

[Livestock Guidelines](#)

[Livestock Auction](#)

[Maker](#)

[Nature: Fishing & Wildlife](#)

[Nature: Natural Resources & Outdoor](#)

[Adventures](#)

[Photography](#)

[Plants & Soils](#)

[Poultry](#)

[QAEC](#)

[Rabbits](#)

[Premiums](#)

[Resources](#)

[Robotics](#)

[Sheep](#)

[Shooting Sports](#)

[Small Engines](#)

[Small Pets](#)

[Swine](#)

[Theatre Arts](#)

[Tractor](#)

[Veterinary Science](#)

[Video/Filmmaking](#)

[Visual Arts](#)

[Weather](#)

[Welcome](#)

[Welding](#)

[Woodworking](#)

[YQCA](#)

CLARK COUNTY 4-H SPECIFICS

CLARK COUNTY 4-H MEMBERSHIP

1. The 4-H year begins on September 1 and ends on August 31. Enrollment is open to 4-H members throughout the period. Members must be re-enrolled by December 15 and new members enrolled by April 1 to exhibit at the Clark County 4-H Fair.
2. Any person, regardless of race, color, religion, gender, national origin, ancestry, marital status, familial status, sexual orientation, or disability may participate in 4-H programs. Youth who are 8 years of age and have not reached their nineteenth birthday on or before September 1 of the current 4-H year may enroll in a 4-H club.
3. A \$20 4-H program fee will be applied to members who participate in the 4-H program. Fee waivers are provided to first-year members, siblings, and any youth who would be unable to participate due to financial reasons. No child will be denied the opportunity to participate in 4-H due to his/her inability to pay the program fee.
4. A youth may enroll and/or participate in programs in multiple 4-H clubs and groups within a county. Youth should be enrolled in 4-H in the county sponsoring the 4-H club/group, even though they may live outside the county. It is preferred that youth enroll in 4-H in their county of residence but if they join a club in another county, they must have prior approval from staff in the county that sponsors the club to join.
5. 4-H membership may not be terminated during the 4-H year without that member's knowledge and due process. Youth must attend at least one meeting or activity and be enrolled in a project to be called a 4-H member.

INDEPENDENT STUDY MEMBER POLICY

In order to participate in the 4-H Fair exhibition:

1. An Independent Study 4-H member must complete the Clark County Independent Study Agreement at the time of enrollment and turn it into the office by the re-enrollment deadline.
2. Each Independent Study member shall have a minimum of six [6] contacts with a designated mentor. Mentor may be a club leader or an Extension Staff member. Contacts may be in person, through written correspondence, telephone conversations or e-mail and must be monthly, beginning no later than January of the program year. Contacts must include information on 4-H project work planned or accomplished.

CLOVERBUD MEMBERSHIP

- Youth ages 5 – 7 (as of September 1 of the program year) are eligible to enroll in the Illinois 4-H Cloverbud program.
- A \$20 4-H program fee will be applied to members who participate in the 4-H Cloverbud program. Scholarships are provided to first year members, siblings, and any youth who would be unable to participate due to financial reasons. No child will be denied the opportunity to participate in 4-H due to his/her inability to pay the program fee.
- The 4-H Cloverbud program is activity-based. "Activity-based" means a variety of short experiences for youth that create an eclectic, cooperative, and fun approach to learning through an immediate, positive feedback response to youth's involvement in the activity.

- It is not the intent or the objective of the Illinois 4-H Cloverbud program to duplicate the 8 – 19-year-old Illinois program experience, nor to create a mini-4-H concept. While many Cloverbuds will continue to be involved in other 4-H experiences, the Cloverbud program is designed with specific educational objectives focused on the ages 5 – 7.
- Cloverbuds will be encouraged to exhibit one project at the county 4-H show from a specified list of Cloverbud projects. Cloverbud clubs may complete this as a club activity. These projects will NOT be judged because 4-H Cloverbuds must be non-competitive exhibits and no premium funds will be paid. Livestock exhibits are not permissible.

CLUB POLICIES

- A club will consist of at least 5 members and one adult volunteer leader.
- Club membership is based on the number of members enrolled as of April 1. New members added after April 1 should be included in the following year's enrollment, and they may be allowed to participate in all 4-H programs EXCEPT county and state competitive events.
- The club will hold at least 6 regular meetings, a record of which is kept in the Secretary's book.

OTHER IMPORTANT INFORMATION

Weekly eBlast - Each Friday the Extension Office will send an email (eblast) to every member that has supplied our office with an email address. This email will include information about upcoming 4-H events and deadlines for the next week, as well as Extension programming within our unit.

4-H Fair Handbook - This handbook contains important information about 4-H policies, events and activities and general and livestock project requirements. It is the 4-H'ers and their family's responsibility to read the handbook in order to understand the rules. It is also the responsibility of the 4-H'ers and their family to watch for updates in their current Handbook from year to year. The 4-H Handbook is also available online at <https://extension.illinois.edu/cce/4-h-clark-county>

Project Manuals – club leaders will ask 4-H members if they require a project manual for projects in which they are enrolled, this will be offered once a year. After the set deadline, you can order manuals through, shop4h.com. These manuals are listed in the [Illinois 4-H Project Guide](#). (Exception: there are no project manuals for county projects.)

Illinois 4-H Project Guide - Each 4-H family can request the [Illinois 4-H Project Guide](#), which lists all the state projects that are available along with suggested activities relating to each project. It also lists suggested ages and the manuals for projects. (County projects are not listed in the Illinois 4-H Project Guide)

COUNTY ORGANIZATIONS

Federation - Federation meets each month, September through May, and is an organization to provide the older youth of Clark County with added opportunities to make new friendships, to develop leadership, to improve citizenship, to increase interest in 4-H, to plan programs to meet their needs and interest and to exchange ideas to carry out to the local club program. All 4-H members eighth grade and older become members of the Federation upon joining a local club.

Leaders - The Leaders meets on the third Monday of March, June, August, and October. All organizational leaders

are encouraged to attend. Leaders assist in planning upcoming events and organize the annual 4-H BBQ. Training sessions are often held to make their leadership and responsibilities easier and of a higher quality.

Project Committees - Project committees consist of adults and youth who have been organized to plan workshops and clinics and to plan, prepare, and assist at the county 4-H fair. Committees are divided into Livestock, Horse, and General Projects.

4-H Foundation - The 4-H Foundation's sole purpose is to raise funds in support of 4-H programs and activities and run the business of the Clark County 4-H Food and Livestock Auction during the 4-H Fair. They inform sponsors of the importance and the value to young people of the education and leadership training they receive in 4-H activities. This board is made up of nine or more adults, with representation across the county.

ACTIVITIES AND EVENTS

COUNTY-LEVEL

Achievement Night - Annual awards ceremony conducted by Federation Officers. 4-H'ers receive recognition for their past 4-H year's participation. Engage, Experience & Excel awards, county awards and all special awards are presented. The event is held yearly.

4-H Barbecue - The Clark County 4-H Barbecue is an annual event held on the first Saturday after Labor Day in September at Martinsville's Linn Park. Sponsored by the county's leader organization, the barbecue is the major fund-raising activity of the year for 4-H'ers. This event is a major undertaking and requires the assistance of each 4-H family.

Carnival - An annual event, the Carnival provides an opportunity for clubs to design a booth and a leadership opportunity for the county Federation. The event is held in Casey.

County 4-H Fair - The 4-H Fair provides an opportunity for members to have their project work evaluated and placed on display for public viewing. The Clark County 4-H Fair is held at the Martinsville Fairgrounds.

Dog Obedience - A series of ten classes are held to teach basic Dog Obedience skills. Classes are held weekly in early spring. Classes may not be offered on an annual basis.

Horse Bowl and Hippology Team - A Clark County 4-H Horse Bowl and Hippology team practices throughout the fall and winter to compete in the Regional Horse Bowl and Hippology Contests. Any 4-H'er is welcome to participate.

Livestock Judging Team - A Clark County 4-H Livestock Judging Team practices throughout the fall and winter to compete in multiple contests. Any 4-H'er is welcome to participate.

Shooting Sports - A series of classes for Archery, Rifle, Air Rifle & Pistol, Shot Gun, Hunting & Outdoor sports (fishing, hunting, camping, etc.).

Officer Training - Held each year to provide club officers with the training necessary to carry out their duties. Individual training sessions are held for each office.

Public Speaking and Demonstrations - 4-H'ers are required to give a talk or demonstration at their local clubs. A county contest is also offered each year. Several categories are included and listed under the Public Presentation project requirements.

REGIONAL & MULTI-COUNTY EVENTS

4-H Camp – See the weekly eBlast for more details! 4-H Camp is held in June and early July at 4-H Memorial Camp at Allerton Park in Monticello, IL. Cost of the camp is approximately \$250. The five-day camping experience is designed for youth ages 8-15. Campers participate in lots of hands-on projects, such as rocketry, conservation, cooking, performing arts, sports, and crafts. It also wouldn't be camp without hikes, campfires, rock climbing, boating, fishing or swimming! Registration opens in early FEBRUARY and usually fills within a few days.

Space Camp - 4-H'ers travel to Huntsville, Alabama for the 4-H Missions in Space at the U.S. Space and Rocket Center. Participants experience hands-on training through various astronaut simulators. The three-day trip is usually held over a long weekend in October. This opportunity may or may not be offered each year.

STATE EVENTS

Illini Summer Academies - Teens from across Illinois gather to explore college curriculum, meet new friends, and get a taste of college life during 4-H Illini Summer Academies. Delegates spend four days with University of Illinois professors and graduate students while they try out college majors and learn about potential careers. Illini Summer Academies is open to youth who will be at least 14 years of age and not yet 19 by September 1, current 4-H year, and have completed eighth grade by the time of the conference. Registration opens in March with the academies held in June.

Illinois Junior Leadership Conference - The Junior Leadership Conference is for 7th – 8th-grade 4-H members. This event is organized and conducted by the State 4-H Youth Leadership Team. Workshops help participants develop leadership skills, learn about 4-H opportunities, and explore 4-H project areas. Details are available from the Extension Office in late November. The conference is generally held in late February.

State Judging Contests - In mid-June, the University of Illinois at Champaign-Urbana hosts judging contests in livestock, dairy, poultry, and horses as well as skill competitions in forestry, horticulture, and rocket launching. Winners of these events become candidates to compete in Invitational Judging Contests held at the Illinois State Fair in August as well as in national competitions. All 4-H members are eligible to participate in these competitions.

State Fair - Members selected as having the top exhibit in their general project represent Clark County at the State Fair. State Fair begins the second Friday in August. State Fair exhibitors must be 8 years old by September 1 of the current 4-H year, including livestock exhibitors. For more information, see "State Fair Policies" section.

NATIONAL EVENTS

Citizenship Washington Focus - Travel to Washington, D.C. for one summer week filled with new experiences, sightseeing, and learning about our nation's capital and the governmental process. Delegates stay at the National 4-H Center in Chevy Chase, Maryland. Citizenship Washington Focus is open to teens ages 14-18 years of age as of May 1 in travel year. Apply for this trip in the fall. The cost is about \$1,300 with the possibility of an available scholarship. Contact the Extension Office for scholarship availability.

4-H Event Assistance - Clark County may provide financial assistance for members who attend county, regional, state, and national 4-H events, as funds are available. All event assistance opportunities are announced in the weekly eBlast.

CONTACTS

University of Illinois Extension Staff:

Clark County Extension Office

15493 N. State Hwy 1 | Marshall, IL 62441

217-826-5422

[Clark County 4-H Website](#)

Stacey Woodyard, County Extension Director

Susan Sloop, Extension Educator, 4-H Youth Development

Jennifer Bishop, 4-H Extension, Program Coordinator

Tiffany Macke, Extension Educator, Community Development

Mary Liz Wright, Extension Educator, Nutrition and Wellness

Darra Walker, Promotion/Publicity Specialist

Tiffany Cervantes, Office Support Assistant

Summer Walker, Office Support Specialist

Livestock Superintendents:

Swine- John Goekler, Tal Foley, Aaron Crome

Rabbit- Justin Janney, Natasha Spudville

Sheep- BJ Titus, Fred Morecraft, Linda VonBehren

Beef- Jeff Lewis, Jeremy Williams, Charles Warfel

Horse- Karie Cook, Karen Hutchens

Goat- Scott Price, Mike Smallwood, Brenda Gilbert

Poultry- Valerie Mullen

General Project Superintendent:

TBD

4-H Foundation Contacts:

Davey Ewing, President

Sara Hosfield, Vice President

Jenny Francis, Treasurer

AEROSPACE

Each county may send 2 entries total from 50130, 50131; and 1 entry from 50133.

Aerospace 2 Model Rocketry (SF 50130)

Exhibit one model rocket assembled or made by the member. The exhibit will be a static display. The model rocket should be in good flying condition. DO NOT include the rocket engine with your exhibit. The rocket will not be launched. Attach the printed directions for construction of the rocket if any were used.

Aerospace 2 Aerospace Display (SF 50131)

Prepare a display related to the aerospace project that does not fit in the model rocketry class. The exhibit may include, but isn't limited to, original works, objects, demonstrations, digital presentations, programs, websites, games, apps, performances, or posters that you have made. Choose whatever method best shows what you've learned. You must furnish any equipment you need for your exhibit. Internet service will not be provided for the exhibit. All exhibits must include something visual, such as a printed copy of a digital presentation, which will remain on display during the exhibition. Electronic equipment will only be used during your personal judging time and will not remain on display during the entire exhibit period.

Aerospace 3 Model Rocketry (SF 50130)

Exhibit one model rocket assembled or made by the member. The exhibit will be a static display. The model rocket should be in good flying condition. DO NOT include the rocket engine with your exhibit. The rocket will not be launched. Attach the printed directions for construction of the rocket if any were used.

Aerospace 3 Aerospace Display (SF 50131)

Prepare a display related to the aerospace project that does not fit in the model rocketry class. The exhibit may include, but isn't limited to, original works, objects, demonstrations, digital presentations, programs, websites, games, apps, performances, or posters that you have made. Choose whatever method best shows what you've learned. You must furnish any equipment you need for your exhibit. Internet service will not be provided for the exhibit. All exhibits must include something visual, such as a printed copy of a digital presentation, which will remain on display during the exhibition. Electronic equipment will only be used during your personal judging time and will not remain on display during the entire exhibit period.

Aerospace 4 Model Rocketry (SF 50130)

Exhibit one model rocket assembled or made by the member. The exhibit will be a static display. The model rocket should be in good flying condition. DO NOT include the rocket engine with your exhibit. The rocket will not be launched. Attach the printed directions for construction of the rocket if any were used.

Aerospace 4 Aerospace Display (SF 50131)

Prepare a display related to the aerospace project that does not fit in the model rocketry class. The exhibit may include, but isn't limited to, original works, objects, demonstrations, digital presentations, programs, websites, games, apps, performances, or posters that you have made. Choose whatever method best shows what you've learned. You must furnish any equipment you need for your exhibit. Internet service will not be provided for the exhibit. All exhibits must include something visual, such as a printed copy of a digital presentation, which will remain on display during the exhibition. Electronic equipment will only be used during your personal judging time and will not remain on display during the entire exhibit period.

Aerospace Ready4Life Challenge (SF 50133)**Open to 11- to 18-year-olds enrolled in any Aerospace project.**

Exhibits in this category must include the following: a) a physical representation of the career or business product such as a model, prototype or display/portfolio that includes images of accomplished work; b) verbal or written explanations that demonstrate knowledge of the related career or business fields, potential careers, and the appropriate requirements for achievement in those fields. The judging criteria for this class values thoroughness of career and/or business exploration and pursuit above the workmanship of the physical specimen on display.

ANIMAL SCIENCE

For youth enrolled in Beef, Cat, Dairy Cattle, Dog, Horse, Goat, Rabbits, Poultry, Sheep, Small Pets 1, Small Pets 2, Small Pets 3, Guinea Pigs, Swine

Each county may submit 2 entries total from 50135A, 50135B; and 1 entry from 50137.

Animal Science 1 (SF 50135A)

For youth enrolled in this project 1-2 years.

Prepare a display focusing on any activity related to an animal project. Demonstrate the skills and knowledge you have gained through the animal project you studied. The exhibit may include, but isn't limited to, original works, objects, demonstrations, digital presentations, programs, websites, games, apps, performances, or posters which you have made. Choose whatever method best shows what you've learned. You must furnish any equipment you need for your exhibit. Internet service will not be provided for the exhibit. All exhibits must include something visual, such as a printed copy of a digital presentation, which will remain on display during the exhibition. Electronic equipment will only be used during your personal judging time and will not remain on display during the entire exhibit period. Live animals are not permitted as exhibits in this area. For safety reasons, exhibits cannot include glass, syringes with needles, or any other sharp objects.

Animal Science 2 (SF 50135B)

For youth enrolled in this project 3 or more years.

Prepare a display focusing on any activity related to an animal project. Demonstrate the skills and knowledge you have gained through the animal project you studied. The exhibit may include, but isn't limited to, original works, objects, demonstrations, digital presentations, programs, websites, games, apps, performances, or posters which you have made. Choose whatever method best shows what you've learned. You must furnish any equipment you need for your exhibit. Internet service will not be provided for the exhibit. All exhibits must include something visual, such as a printed copy of a digital presentation, which will remain on display during the exhibition. Electronic equipment will only be used during your personal judging time and will not remain on display during the entire exhibit period. Live animals are not permitted as exhibits in this area. For safety reasons, exhibits cannot include glass, syringes with needles, or any other sharp objects.

Animal Science Ready4Life Challenge (SF 50137)

Open to 11- to 18-year-olds enrolled in any animal project.

Exhibits in this category must include the following: a) a physical representation of the career or business product such as a model, prototype, or display/portfolio that includes images of accomplished work; b) verbal or written explanations that demonstrate knowledge of the related career or business fields, potential careers, and the appropriate requirements for achievement in those fields. The judging criteria for this class values thoroughness of career and/or business exploration and pursuit above the workmanship of the physical specimen on display.

BEEF/ CATTLE

Animal in 4-Her's possession by: Beef Cow – January 1
Beef Calf – May 1
Jr. & Sr. Yearling Heifer – May 1
Feeder Calf/ Bucket Calf- April 15

State and County Livestock Health Requirements for State and County Fair Exhibition:

State: <https://www2.illinois.gov/sites/agr/Animals/AnimalHealth/Documents/2022%20Illinois%20State%20Fair>

BEEF RATE OF GAIN REQUIREMENTS:

Entry - Each exhibitor weighing in a market animal in February is entered in this class. This market must be shown in the market beef show.

1. Weighing – All market animals will be weighed on the same date in February. Extension staff and/or Livestock committee members will do the weighing. The final weigh-in will be made at the 4-H show.
2. Identification – All market animals in this program will be tattooed at the first weighing in February.
3. Final Judging – The class will be based on the average daily gain.
4. Awards – An award will be given; however, no premium will be paid.

Specific Rules/Regulations for Beef:

- Superintendents are responsible for directing show pen setup.
- In addition to tattooing, steers that will be going to state fair are to be tagged with the electronic ID tags. Information forthcoming from Dan Jennings regarding obtaining the tags. Each tag should be recorded to the nomination sheet. All paperwork should be sent to Dan Jennings.
- All animals must be broke to lead. The superintendents reserve the right to dismiss any animal disrupting the class from the show.
- All steers must be dehorned. Any steer deemed hazardous will not be allowed to show.
- Registration papers must be present and in 4-H'ers name for purebred animals (with the exception of those breed associations who will not issue registration certificates until performance data is collected.) If there are more than four entries in a breed, a new class will be formed.
- All non-registered breeding beef animals will show as a Crossbred.
- Any bull calf must be born between January 1 and May 1 of the current year. These animals will not be eligible to show for the championship.
- All market beef animals must be tattooed for identification purposes and weighed in early February to be eligible to show. Steers must have on a halter at the weigh-in. A total of two market animals may be exhibited at the 4-H Show including the beef and dairy classes.
- Steers will be weighed prior to the show and divided into weight classes. The Champion and Reserve Champion of each weight class will show for Grand Champion and Reserve Grand Champion Market Beef Overall.
- Dying or artificially changing the color of an animal is prohibited. Coloring agents may be used ONLY UP TO THE HOCK. Powders are not allowed on any part of the animal. Superintendents reserve the right to perform the "white towel" test. If an animal fails test, it will be placed at the bottom of class. Beef animals are to be shown in their natural conformation. The use of false tail heads is prohibited. The addition of hair, hemp, or any similar substance to any part of an animal is prohibited. No tail ties will be allowed for breeding stock or steers. Excess adhesive on the legs should not be used. Because of the issues that may arise from selling these animals at market, these animals will not be allowed to participate in the 4-H Livestock Auction

PUREBRED BEEF

- 01 Beef Calf, calved after September 1, the previous year, and before May 1, current year
- 02 Summer Yearling Heifer, calved between May 1, and August 31, the previous year
- 03 Jr. Yearling Heifer, calved between January 1, and April 30, the previous year
- 04 Sr. Yearling Heifer, calved after September 1, two years prior to showing and before December 31, two years prior to the show
- 05 Beef Cow, calved before August 31, two years prior to the show

GRADES & CROSSBRED

- 06 Beef Calf – calved after September 1, the previous year, and before May 1, current year
- 07 Summer Yearling Heifer, calved between May 1, and August 31, the previous year
- 08 Jr. Yearling Heifer, calved between January 1, and April 30, the previous year
- 09 Sr. Yearling Heifer, calved after September 1, two years prior to the show and before December 31, two years prior to the show
- 10 Beef Cow, calved before August 31, two years prior to the show

MARKET BEEF (Animal in 4-Her's possession – February 1)

- 11 Market Beef, steer, or heifer calved after January 1 of the previous year.
(EXHIBIT ELIGIBLE TO SELL IN LIVESTOCK AUCTION)

FEEDER CALF/BUCKET CALF/PROSPECT (EXHIBIT ELIGIBLE TO SELL IN LIVESTOCK AUCTION)

- 12 Steers – must weigh under 700lbs
- 13 Heifers- must weigh under 700lbs

SHOWMANSHIP

- 14 Junior Showmanship (8 – 10 years old)
 - 15 Intermediate Showmanship (11 – 13 years old)
 - 16 Senior Showmanship (14 years & over) Members may be asked to groom animals in the ring.
-

BICYCLE (not eligible for state fair)

Bicycle 1

Exhibitors will draw three situations from a bag that relate to activities from Level 1 and discuss/explain all three with the judge. Situations may include: selecting bicycle safety equipment; demonstrate how to fit a helmet; identify bike parts and their function; selecting the right size bike; how to check bicycle tires, brakes, and chains; recognizing traffic signs and their meaning; general discussion of bicycling hazards; and items to consider when planning a bike trip.

Bicycle 2

Exhibitors will draw three situations from a bag that relate to activities from Level 2 and discuss/explain all three with the judge. Situations may include: factors to consider when choosing a bike; comparing tire pressure, valve type, and tread; steps in fixing a flat tire; steps to follow when cleaning, lubricating, and replacing a bike chain; evaluating the braking system on a bicycle; factors to consider when mapping out a bike route; rules for smart bike riding; and planning a menu for an all-day bike ride.

Bicycle Ready4Life Challenge (not eligible for state fair)

Open to 11- to 18-year-olds enrolled in any Bicycle project.

Exhibits in this category must include the following: a) a physical representation of the career or business product such as a model, prototype, or display/portfolio that includes images of accomplished work; b) verbal or written explanations that demonstrate knowledge of the related career or business fields, potential careers, and the appropriate requirements for achievement in those fields. The judging criteria for this class values thoroughness of career and/or business exploration and pursuit above the workmanship of the physical specimen on display.

CAT

Includes members enrolled in Cats

Cat Care 1, 2, 3 - All cats will participate in the cat show. A Best of Show and a Reserve Best of Show will be selected. No State Fair class exists for this project. All exhibitors must complete the on-line Quality Assurance and Livestock Ethics training by June 1 of the current year to exhibit. (4-H'er only has to complete training one time in their 4-H career): <http://web.extension.illinois.edu/qaec/>

GUIDELINES FOR THE CAT SHOW

1. Cats must be restricted or caged.
2. **Veterinarian health check and papers must accompany the cat.**
3. Members will be asked questions about their animal by the judge.
4. The cat will be judged using the following criteria: General Appearance of Cat, Grooming, and Physical Condition (Condition of eyes, ears, body, teeth, etc.).

Cats are included in the Small Pets project area. See Small Pets General Guidelines for specific rules regarding cats. For Animal Science projects see Animal Science guidelines for display rules.

No State Fair class exists for this project.

CHILD DEVELOPMENT

Each county may submit 3 entries from 50141 and 1 entry from 50142.

Child Development (SF 50141)

Prepare a display that demonstrates the skills and knowledge you have gained studying child development. Topics might include, but are not limited to, selecting age-appropriate toys and activities, explaining child behavior, or recognizing child safety concerns. The exhibit may include, but isn't limited to, original works, objects, demonstrations, digital presentations, programs, websites, games, apps, performances, or posters which you have made. Choose whatever method best shows what you've learned. You must furnish any equipment you need for your exhibit. Internet service will not be provided for the exhibit. All exhibits must include something visual, such as a printed copy of a digital presentation, which will remain on display during the exhibition. Electronic equipment will only be used during your personal judging time and will not remain on display during the entire exhibit period. For safety reasons, exhibits cannot include glass, syringes with needles or any other sharp objects.

Child Development Ready4Life Challenge (SF 50142)

Open to 11- to 18-year-olds enrolled in the Child Development project

Exhibits in this category must include the following: a) a physical representation of the career or business

product such as a model, prototype or display/portfolio that includes images of accomplished work; b) verbal or written explanations that demonstrate knowledge of the related career or business fields, potential careers, and the appropriate requirements for achievement in those fields. The judging criteria for this class values thoroughness of career and/or business exploration and pursuit above the workmanship of the physical specimen on display.

CIVIC ENGAGEMENT

Each county may submit 2 entries total from classes 50145, 50146, 50147; and 1 entry from 50149. **Due to space restrictions, exhibits are limited to 2' 6" wide and 15" deep.**

Civic Engagement 1 (SF 50145)

Exhibit a display illustrating one of the following options: 1) personal information about yourself – who you are, things you like to do, things you are good at, your favorites; 2) your feelings and how you handle these feelings; 3) your family, their responsibilities, how you work together; **OR** 4) the Family Pedigree that may include family group pages. **Due to space restrictions, exhibits are limited to 2' 6" wide and 15" deep.**

Civic Engagement 2 (SF 50146)

Exhibit a display illustrating one of the following options: 1) your neighborhood; 2) how you were a good neighbor or led a service project for your community, **OR** 3) a Citizenship Challenge that you helped organize and lead (see the project book for details). **Due to space restrictions, exhibits are limited to 2' 6" wide and 15" deep.**

Civic Engagement 3 (SF 50147)

Exhibit a display illustrating one of the activities that you completed within your project as it relates to one of the following categories in the manual: 1) Government; 2) Business and Industry; 3) Transportation, Communication & Utilities; 4) Culture & Heritage; 5) Natural Resources & Environment; 6) Education; 7) Organizations within your community; 8) Tourism, **OR** 9) Support Systems within your community. **Due to space restrictions, exhibits are limited to 2' 6" wide and 15" deep.**

Civic Engagement Ready4Life Challenge (SF 50149)

Open to 11- to 18-year-olds enrolled in any Citizenship project.

Exhibits in this category must include the following: a) a physical representation of the career or business product such as a model, prototype or display/portfolio that includes images of accomplished work; b) verbal or written explanations that demonstrate knowledge of the related career or business fields, potential careers, and the appropriate requirements for achievement in those fields. The judging criteria for this class values thoroughness of career and/or business exploration and pursuit above the workmanship of the physical specimen on display.

Service Learning 1 (not eligible for state fair)

Exhibit a binder portfolio to reflect what the exhibitor accomplished in the four steps of service-learning. If an exhibitor has been enrolled in the project for multiple years, the binder portfolio should include previous years' work. Use of page protectors is recommended.

Service Learning 2 (not eligible for state fair)

Exhibit a binder portfolio to reflect what the exhibitor accomplished in the four steps of service-learning. If the exhibitor has been enrolled in the project for multiple years (including Service Learning 1), the binder portfolio should include the previous years' work. Use of page protectors is recommended.

Service Learning 3 (not eligible for state fair)

Exhibit a binder portfolio to reflect what the exhibitor accomplished in the four steps of service learning. If the exhibitor has been enrolled in the project for multiple years (including Service Learning 1 & 2), the binder portfolio should include the previous years' work. Use of page protectors is recommended.

CLOTHING & TEXTILES

Each county may submit 3 STEAM entries total from 50151 a-c, 50152 a-c, 50153 a-c; 2 shopping entries from 50154, 50155, 50156; and 1 Ready4Life entry from 50157.

All exhibits entered in the clothing and textiles area will be judged based on their construction and fit (if applicable). Exhibitors bringing garments should not wear their garments when they arrive for judging as the garment will be reviewed by the judges for construction first. Exhibitors will be asked to change into the garment as the second step of the judging process. If the garment was constructed for another individual, that individual must be present to wear the garment for the judge. (Only the exhibitor who made the garment is eligible for ribbon and premium.) Construction and appearance will both be considered during judging. If a pattern was used to make the item, the pattern instructions, either written or electronic, are to be included with the exhibit. Exhibit tags should be attached to the garment, not to the hanger. **Exhibitors should appropriately finish seams on their garment.**

Members wishing to exhibit knitted items should enroll in Visual Arts Fiber (if original) or Visual Arts Heritage Arts (if made from a pattern). **We strongly encourage youth interested in pursuing quilting to enroll and exhibit in the Visual Arts Quilting project area.** Youth may still exhibit quilts in any level of Clothing as a "Sewn Non-Clothing" item, but these quilts will be judged using the Clothing rubric that evaluates the sewing skills and construction of the item. If exhibiting quilts in the Clothing area, all work on the quilt **MUST** be completed by the 4-H member. You cannot exhibit a quilt that was quilted by someone else. Quilts can be hand OR machine quilted as long as ALL work is completed by the exhibitor.

CLOTHING: STEAM

STEAM Clothing 1 – Fundamentals (SF 50151a, 50151b, 50151c)

Exhibit one of the following in either the Non-Sewn, Sewn Non-Clothing or Sewn Clothing exhibit divisions:

Non-Sewn Exhibits (SF 50151a) Exhibit one of the following:

- Clothing Portfolio – Complete at least three different samples/activities from Chapter 2 and/or Chapter 3 of the project manual. Examples of samples you might include: How Two Magically Become One, pages 85-86; No Fear of Fray, pages 93-95; Two Sides of the Moon, pages 97-99; On the Flip Side, pages 101-104; Basic Hand Sewing Skills, pages 106-108. The Portfolio should be placed in an 8 ½" x 11", 3 ring binder. Include an appropriate cover, dividers, and table of contents. NOTE – additional pages can be added each year but must be dated with the year. See pages 9-10 of the project manual for portfolio formatting.
- Fabric Textile Scrapbook – Must include at least 5 different textile samples. Use Textile Information Cards template on page 41 in the project manual to identify fabric swatches. Completed textile cards should be placed in an 8 ½" x 11", 3-ring binder. Include an appropriate cover. See project manual, pages 42-74, for fabric options and fabric science experiments.

- What's the Difference - What's the Price Point – Exhibit may include a notebook, poster, small display sharing a project comparison and price point. See activity, pages 118-120. Exhibit should include PHOTOS; NO actual PILLOWS.

Beginning Sewing Exhibits – exhibits in this class must be made from medium weight woven fabrics that will sew and press smoothly, flannel/fleece is acceptable. Solid color fabrics or those having an overall print are acceptable. NO PLAIDS, STRIPES, NAPPED or JERSEY KNIT. Patterns should be simple WITHOUT DARTS, SET-IN SLEEVES, and COLLARS. Raglan and loose flowing sleeves are acceptable.

Sewn Non-Clothing Exhibits (SF 50151b) Exhibit one of the following:

- Pillowcase
- Simple Pillow – no larger than 18" x 18"
- Bag/Purse – no zippers or buttonholes
- Other non-clothing item using skills learned in project manual

Sewn Clothing Exhibits (SF 50151c) Exhibit one of the following:

- Simple top
- Simple pants, shorts, or skirt – no zipper or button holes
- Simple Dress – no zipper or button holes
- Other – other wearable item using skills learned in project manual (apron, vest, etc.)

STEAM Clothing 2 – Simply Sewing (SF 50152a, 50152b, 50152c)

Exhibit one of the following in either the Non-Sewn, Sewn Non-Clothing or Sewn Clothing exhibit divisions:

Non-Sewn Exhibits (SF 50152a) Exhibit one of the following:

- Clothing Portfolio – Complete at least four different samples/activities from Chapters 2, 3, AND/OR 4 of the project manual. The Portfolio should be placed in an 8 ½" x 11", 3 ring binder. Include an appropriate cover, dividers, and table of contents. NOTE – this can be a continuation of a Portfolio created in STEAM Clothing 1. Additional pages can be added each year but must be dated with the year created. See project manual, pages 9-11, for portfolio formatting.
- Expanded Textile Science Scrapbook – Must include at least 10 different textile samples. Use the Textile Information Cards template on page 39 in the project manual to identify fabric swatches. Completed textile cards should be placed in an 8 ½" x 11", 3 ring binder. Include an appropriate cover. See project manual, pages 40-82, for fabric science experiments.
- Design Basics – Understanding Design Principles – Exhibit should include a learning experience that demonstrates the design principles and elements involved when selecting fabric for clothing and accessories. See project manual, pages 17-20, for design suggestions.
- Entrepreneurial Sewing – Exhibit should highlight items you made for sale online. Create an exhibit that displays products you made and posted online. Refer to the project manual, pages 161-167, for information on how to analyze the cost of similar purchased items to determine pricing of your products. The exhibit may be a notebook, poster or small display.

Sewn Non-Clothing Exhibits (SF 50152b) Exhibit one of the following:

- Recycled Clothing Accessory – Create a clothing accessory made from a used item. The item must be changed in some way in the redesign process. The finished accessory must reflect at least one skill learned in the project and exhibitor should be able to identify the skill used. A before picture and a description of the redesign process must accompany the exhibit. Clothing accessory may include: hat, bag, scarf, belt, etc.

- Non-Clothing Item OR Clothing Accessory – Create a non-clothing item or clothing accessory using at least one skill learned in this project. Exhibitor should be able to identify the skill used.

Sewn Clothing Exhibits (SF 50152c) Exhibit one of the following:

- Recycled Clothing – Create a garment from used textile-based items. The original used item must be redesigned (not just embellished or decorated) in some way to create a new wearable piece of clothing. The finished garment must reflect at least one skill learned in this project and exhibitor should be able to identify the skill used. A before picture and a description of the redesign process must accompany the exhibit.
- Constructed garment – Any garment with facings or curves. Should use at least one skill learned in this project and exhibitor should be able to identify the skills used. Garment should be appropriate for the age and experience of the member.

STEAM Clothing 3 – A Stitch Further (SF 50153a, 50153b, 50153c)

Exhibit one of the following in either the Non-Sewn, Sewn Non-Clothing, or Sewn Clothing exhibit divisions:

Non-Sewn Exhibits (SF 50153a) Exhibit one of the following:

- Clothing Portfolio – Complete at least four different samples/activities from Chapters 2, 3 AND/OR 4 of the project manual. The Portfolio should be placed in an 8 ½" x 11", 3 ring binder. Include an appropriate cover, dividers, and table of contents. NOTE – this can be a continuation of a Portfolio created in STEAM Clothing 1 and/or STEM Clothing 2. Additional pages can be added each year but must be dated with the year created. See project manual, pages 11-13, for portfolio formatting.
- Expanded Textile Science Scrapbook – Must include at least 10 different textile samples. Use Textile Information Cards template on page 29 in the project manual to identify fabric swatches. Completed textile cards should be placed in an 8 ½" x 11", 3 ring binder. Include an appropriate cover. See project manual, pages 39-52, for fabric science experiments.
- Advanced Entrepreneurial Sewing – Using knowledge gained in project manual, Chapter 5, display one sample product with a business plan that includes a business ID and logo. The exhibit may be a notebook, poster or small display.

Sewn Non-Clothing Exhibit (SF 50153b) Exhibit one of the following:

- Recycled Clothing Accessory – Create a clothing accessory made from a used item. The item must be changed in some way in the redesign process. The finished accessory must reflect at least one skill learned in the project and exhibitor should be able to identify the skill used. A before picture and a description of the redesign process must accompany the exhibit.
- Non-Clothing Item OR Clothing Accessory – Create a non-clothing item or clothing accessory using at least one skill learned in this project. Exhibitor should be able to identify the skill used.

Sewn Clothing Exhibit (SF 50153c) Exhibit one of the following:

- Recycled Clothing – Create a garment from used textile-based items. The original used item must be redesigned (not just embellished or decorated) in some way to create a new wearable piece of clothing. The finished garment must reflect at least one skill learned in this project and exhibitor should be able to identify the skill used. A before picture and a description of the redesign process must accompany the exhibit.
- Constructed garment – Any garment constructed by the member which is appropriate for the age and experience of the exhibitor. Should use at least one skill learned in this project and exhibitor should be able to identify the skills used. Possible examples are wool garment, dress or jacket with set-in sleeves and zipper or buttons and buttonholes, suit, evening gown or sport outfit.

CLOTHING: SHOPPING

Exhibit one of the following options that align with the Shopping in Style level. If a garment is part of the 4-H exhibit, exhibitors should put the garment on PRIOR to their judging time.

Shopping in Style: Members are encouraged to spend more than one year involved in this project, so they have time to learn what clothing styles look best on them while they also gain skills in building a versatile wardrobe and staying within their budget. Each year enrolled in Shopping should build on the previous year's learning experience.

Shopping in Style (SF 50154, 50155, 50156)

Beginning (SF 50154) (Levels 1 & 2)– Choose one of the following activities from Unit 1 or Unit 2 of the project book:

- Exhibit should consist of a garment that reflects your personal style along with a poster or report that 1) explains how this garment reflects your style and how it influences what others think of you, **OR** 2) how your personal style either aligns or contradicts what is considered to be “in style” today. **OR**
- Exhibit should include a garment you purchased along with a poster or report that explains or illustrates how this garment is either 1) a modern version of a fad or fashion from an earlier decade; **OR** 2) how this garment reflects a different ethnic or cultural influence. Exhibit should include garment you purchased along with a poster or report that provides 1) a body shape discussion and how body shape influences clothing selections, **OR** 2) a color discussion that provides an overview of how different colors complement different hair colors and skin tones and how that influenced garment selection. Poster or report may include pictures from magazines, the internet, or actual photos of garments. **OR**
- Exhibit should include garment you purchased along with a poster or report that 1) explains how this garment uses the principles of design lines to create an illusion to alter appearance, **OR** 2) explains how color and texture of fabrics can complement or enhance appearance. Poster or report may include pictures from magazines, the internet, or actual photos of garments.

Intermediate (SF 50155) (Levels 3 & 4) – Choose one of the following activities from Unit 3 or Unit 4 of the project:

- Exhibit should include two clothing items that were previously a part of your wardrobe that still fit but you don't wear anymore and pair them with something new to make them wearable again. Also, include a report that explains why the garment was not being worn and what you did to transform it into a wearable garment again. **OR**
- Exhibit should include at least five pieces of clothing that exhibitor can mix and match to create multiple outfits. Include a poster or report that includes a clothing inventory AND describes what you have learned by completing this activity. **OR**
- Exhibit should include garment you purchased along with a poster or report that 1) includes a wardrobe inventory which indicates why you selected the garment you did, clothing budget, and cost of garment; **OR** 2) explains how advertising influences clothing purchases, making a distinction between wants and needs; and how the purchase of this garment compliments and/or extends your wardrobe. **OR**
- Exhibit should include garment you purchased along with a poster or report that 1) describes a cost comparison of this item completed by the exhibitor when purchasing the garment; should include a variety of shopping options and/or price tracking at stores over a period of time; **OR** 2) provides a quality comparison rating the specific clothing item purchased based on care, construction, cost and, unique features; should include construction quality details, design features that influenced the selection, cost per wearing, and garment care.

Advanced (SF 50156) (Levels 5 & 6) – Choose one of the following activities from Unit 5 or Unit 6 of the project book:

- Exhibit should include garment you purchased along with a poster or report that summarizes care requirements not only for this garment but also for garments made of other natural and synthetic fibers; exhibit should also include a care cost analysis for garments of different fibers. **OR**
- Exhibit should include garment you purchased which you have repaired or altered along with a poster or report that provides a clothing inventory list which includes cost savings for repaired items as compared to purchasing replacement garments.
- Exhibit should include multiple garments you purchased along with a poster or report that provides plans and commentary for a fashion show that would capture the attention of an audience. Fashion show plans should identify target audience, include show venue, the purpose of the show, and logistical plan for the fashion show. This should also include a financial plan. Exhibitors should be prepared to demonstrate modeling skills.

Sewing & Textiles Ready4Life Challenge (SF 50157)

Open to 11- to 18-year-olds enrolled in any Sewing & Textiles project.

Exhibits in this category must include the following: a) a physical representation of the career or business product such as a model, prototype or display/portfolio that includes images of accomplished work; b) verbal or written explanations that demonstrate knowledge of the related career or business fields, potential careers, and the appropriate requirements for achievement in those fields. The judging criteria for this class values thoroughness of career and/or business exploration and pursuit above the workmanship of the physical specimen on display.

CLOVERBUDS

(Not eligible for state fair- not eligible for premiums)

Cloverbud projects are open to all 4-H members, age 5-7, as of September 1, 2021. Bring an item or display that you have made as part of your 4-H learning experience. Each item or display should fall into one of the following Cloverbud project areas:

- Aerospace
- Bicycle
- Embryology
- Expressive Arts (Visual Arts/Arts & Crafts)
- Exploring 4-H
- Farm Animals
- Latino Culture Arts
- Science & Technology
- Gardening
- Vet Science

Members can exhibit one (1) exhibit.

Note about Cloverbud exhibits: Cloverbud members will be judged on project completion but not competitively.

Members will meet with a judge and answer simple questions about their exhibit. All Cloverbud members will receive a participation ribbon.

COLLEGE & CAREER READINESS

Each county may submit 1 entry from 50365; and 1 entry from 50366.

Build Your Future (SF 50365)

Develop a career portfolio that includes the items listed below. Members are encouraged to spend more than one year

involved in this project, so they have time to thoroughly explore the learning modules and develop a greater understanding of planning and preparing for their future and develop a comprehensive career planning portfolio. The original OR photocopies of the completed activities from the project manual should be included in the portfolio. Each year enrolled in the project should build on the previous year's learning experiences.

- **First Year** – Complete a minimum of Activities 1-4 from the Build Your Future project manual which includes: Skills...Choices...Careers; Making Career Connections; Build Your Future Through Portfolios; and Education Pay\$.
- **Second Year** – Complete a minimum of Activities 5-7 from the Build Your Future project manual which includes: Career FUNds; Turn Your 4-H Passion into Profit; and Pounding the Pavement.
- **Third Year** – Complete a minimum of Activities 8-9 from the Build Your Future project manual which includes: Putting the Pieces Together: Goals for the Future; and Pathways to Success.

College & Career Ready4Life Challenge (SF 50366)

Open to 11- to 18-year-olds enrolled in the College & Career project.

Exhibits in this category must include the following: a) a physical representation of the career or business product such as a model, prototype, or display/portfolio that includes images of accomplished work; b) verbal or written explanations that demonstrate knowledge of the related career or business fields, potential careers, and the appropriate requirements for achievement in those fields. The judging criteria for this class values thoroughness of career and/or business exploration and pursuit above the workmanship of the physical specimen on display.

COMMUNICATIONS

Each county may submit 2 entries total from 50367, 50368, 50369; and 1 entry from 50370.

Communications 1 (SF 50368)

For 1st year enrolled in project: Exhibit a binder portfolio showcasing at least three activities from the project manual. Show basic activities and anything that extended lessons. For 2nd and 3rd years in project: Include everything from earlier years' work and add a section showcasing at least four additional activities per year.

Communications 2 (SF 50368)

For 1st year enrolled in project: Exhibit a binder portfolio showcasing at least three activities from the project manual. Show basic activities and anything that extended lessons. For 2nd and 3rd years in project: Include everything from earlier years' work and add a section showcasing at least four additional activities per year.

Communications 3 (SF 50368)

For 1st year enrolled in project: Exhibit a binder portfolio showcasing at least three activities from the project manual. Show basic activities and anything that extended lessons. For 2nd and 3rd years in project: Include everything from earlier years' work and add a section showcasing at least four additional activities per year.

Creative Writing (SF 50367)

(County Level) To provide the best learning experience, it is suggested that counties receive submissions in this class prior to the exhibition date to allow a judge adequate time to read the submissions and provide a meaningful review. Each member may submit only one entry per class. Each entry is to be typewritten on 8 ½" x 11" paper and include the exhibitor's name. Entries must be original and **written for the 4-H project**. Stories should be double-spaced. Poems may be single-spaced.

- **Rhymed Poetry** – An interpretation of a subject in rhymed verse. Submit a collection of three poems.
- **Free Style Poetry** – An interpretation of a subject in unrhymed verse. Submit a collection of three poems.

- **Short Story** – A fiction piece comprised of three basic elements: a theme, a plot and characters. Submit one story, maximum length: 2,000 words.
- **Essay** – A short nonfiction composition in which a theme is developed, or an idea is expressed. Submit one essay, maximum length: 500 words.
- **Feature Story** – Nonfiction human-interest story judged on interest to readers, writing style, readability, and thoroughness of coverage. Submit one story, maximum length: 1,000 words.

State Level Creative Writing: If promoted to state, follow the instructions below to submit your entry.

1. Members are strongly encouraged to upload their submission to the State Creative Writing Box Folder least two days prior to the beginning of the State Fair. Members need to include their name and county in the title of the file. Upload files to: <https://uofi.app.box.com/f/bdfd27ca56d6411bad64967978e5c2ed>
2. Members are also required to bring hard copy of their project to drop off the morning that their county is exhibiting at the state fair.

Journalism (SF 50369)

Exhibit a binder portfolio showing the results of the appropriate year's activities noted below:

- **Year 1:** Accomplishments of a minimum of 5, 2-star activities from Part 1, answering all the questions in the activities.
- **Year 2:** Results of doing a minimum of 5, 2-star activities in Part 2, answering all the questions in the activities.
- **Year 3:** Results of doing a minimum of 5, 3-star activities from Parts 1 and 2. One of the activities must include writing an advance story, a follow-up story, or a feature story.
- **Year 4:** Results of doing at least 2, 2-star activities and 3, 3-star activities from Part 3. If the activities include making an audio or videotape, State Fair will provide a way for the judge to view or listen to it.

Communications Ready4Life Challenge (SF 50370)

Open to 11- to 18-year-olds enrolled in any Communications project.

Exhibits in this category must include the following: a) a physical representation of the career or business product such as a model, prototype, or display/portfolio that includes images of accomplished work; b) verbal or written explanations that demonstrate knowledge of the related career or business fields, potential careers, and the appropriate requirements for achievement in those fields. The judging criteria for this class values thoroughness of career and/or business exploration and pursuit above the workmanship of the physical specimen on display.

COMMUNICATIONS: PUBLIC PRESENTATIONS

Enrollment in the Public Presentations project is required to participate in this section. No live animals are allowed in speeches. Counties may advance a total of 3 entries from any category to the state contest. A 4-H member may advance in one individual category and one team category to the State Fair (April 30, 2022).

Formal Speech | Self-written | Notes Allowed | No props | Individual | 4-6 minutes

Formal Speeches share the presenter's own unique view and are intended to motivate, persuade, or inform an audience and may include a call to action. Youth deliver a speech on any topic they wish.

Illustrated Speech | Self-written | Notes Allowed | Illustrations Required | Individual | 4-6 minutes

Illustrated Speeches may be used to inform, persuade, or motivate the audience while using a visual aid. Visual aids may be two-dimensional, three-dimensional, or digital. Youth may include audience participation. Digital visual aids must be stored on a USB flash drive. Illustrated speeches may be:

- How-to demonstrations which show the audience how to do something.

- Object lessons which use objects as metaphors to share a message.
- Educational models where drawings or diagrams help explain a topic.

Original Works | Self-written | Notes Allowed | Props and Costumes Allowed | Individual or 2-Person Team | Manuscripts sent in Advance | 4-6 minutes

Original works must be written entirely by the presenter. It may be presented as an individual or a two-person team entry. Manuscripts must be sent in advance to the contest. Presentations may be designed for TV, radio, or online media and must be presented live. The types of entries could include:

- Prose and Short Stories
- Poetry
- Broadcast Media Program
- Theatrical
- Combined Program: Combine any number of the above elements along with other creative presentation forms

Oral Interpretation | Published Work | Props, and Costumes Allowed | Individual or 2-Person Team | Manuscripts sent in Advance | 4-6 minutes

Presentations in Oral Interpretation must be published works, and manuscripts or transcripts must be submitted prior to the event. They may be presented as an individual or a two-person team entry. The types of entries could include:

- Prose and Short Stories
- Poetry
- Theatrical Interpretation
- Published Speech Recitation: Excerpt from a spoken presentation delivered by a public figure, such as Winston Churchill, Dr. Martin Luther King, Jr., or Maya Angelou
- Combined Program: Combine any number of the above elements along with other creative presentation forms

COMPUTER SCIENCE

Each county may submit 3 entries total from 50159, 50160, 50161, 50162; and 1 entry from 50164.

Exhibitors may bring computer equipment for demonstration purposes. Computers will not be furnished. Internet connections are not available for use by exhibitors. Any member found to be using computer software in a manner that infringes on copyright laws will be disqualified.

Beginning Visual Programming (not eligible for state fair)

Open to youth in Computer Science Visual Based Programming

Exhibit a simple program using Scratch (or other simple visual programming language). The program should include 8 different commands including looping and getting input from the keyboard and mouse. All exhibits must include something visual, such as a poster or printed copy of a digital presentation, which will remain on display during the exhibition. Electronic equipment will only be used during your personal judging time and will not remain on display during the entire exhibit period.

Intermediate Visual Programming (SF 50159)

Open to youth in Computer Science Visual Based Programming

Exhibit a program using Scratch (or other simple visual programming language) that you have downloaded from the internet and modified. Compare the two programs and demonstrate the changes you made to the original program; **OR** create an animated storybook using Scratch (or other simple graphical programming language). All exhibits must include something visual, such as a poster or printed copy of a digital presentation, which will remain on display during the

exhibition. Electronic equipment will only be used during your personal judging time and will not remain on display during the entire exhibit period.

Advance Visual Programming (SF 50160)

Open to youth in Computer Science Visual Based Programming

Exhibit a video game you have created in Scratch (or other simple visual programming language). All exhibits must include something visual, such as a poster or printed copy of a digital presentation, which will remain on display during the exhibition. Electronic equipment will only be used during your personal judging time and will not remain on display during the entire exhibit period.

Website Design (SF 50161)

Open to youth in Computer Science Visual or Text-Based Programming

Exhibit an original website that you have designed. Internet access will not be provided, so exhibitors must supply their own internet hotspot or the website must be hosted on the exhibitor's computer). All exhibits must include something visual, such as a poster or printed copy of a digital presentation, which will remain on display during the exhibition. Electronic equipment will only be used during your personal judging time and will not remain on display during the entire exhibit period.

Computer Open Source / Innovation CS (SF 50162)

Open to youth enrolled in Computer Science Text-Based Programming or robotics project).

Demonstrate the skills and knowledge you have gained through the Computer project. The exhibit may include, but isn't limited to, original works, objects, demonstrations, digital presentations, programs, websites, games, apps, performances, or posters which you have made. Choose whatever method best shows what you've learned. Your exhibit should not fit in the other exhibit options for this project. You must furnish any equipment you need for your exhibit. Internet service will not be provided for the exhibit. Exhibits in this class may also demonstrate successful application of open source (publicly available) computing software and/or hardware, such as Raspberry Pi and Linux, to accomplish a task. All exhibits must include something visual, such as a poster or printed copy of a digital presentation or programming flowchart, which will remain on display during the exhibition. Exhibits in this area will be judged on the computer science programming. Youth enrolled in a robotics project should choose this class if you want the exhibit to be judged on the programming of the robot. Electronic equipment will only be used during your personal judging time and will not remain on display during the entire exhibit period.

Computer Science Ready4Life Challenge (SF 50164)

Open to 11- to 18-year-olds enrolled in any Computer project

Exhibits in this category must include the following: a) a physical representation of the career or business product such as a model, prototype or display/portfolio that includes images of accomplished work; b) verbal or written explanations that demonstrate knowledge of the related career or business fields, potential careers, and the appropriate requirements for achievement in those fields. The judging criteria for this class values thoroughness of career and/or business exploration and pursuit above the workmanship of the physical specimen on display.

CONSUMER EDUCATION

Each county may submit 2 entries total from 50168, 50169; and 1 entry from 50167.

Entrepreneurship: Be the E! (not eligible for state fair)

Exhibit a binder portfolio or display that includes the results of at least two completed activities from each year the exhibitor has been enrolled in the project. Completed activities from previous years should be included.

My Financial Future 1 Beginner (SF 50168)

Develop a Financial Planning portfolio which includes the items listed below. This project can be completed all in one year; or a member may take several years to explore each of the activities and develop a more detailed financial plan. The original OR photocopies of the completed activities from the project manual should be included in the portfolio. Each year enrolled in the project should build on previous year experiences.

- **First Year** – Complete a minimum of Activities 1-6 from the My Financial Future – Beginner project manual which includes: Who Needs This?; Let's get SMART; Bringing Home the Bacon; Managing Your Money Flow; My Money Personality; and Money Decisions.
- **Second Year and Beyond** – Complete a minimum of Activities 7-11 from the My Financial Future – Beginner project manual which includes: Banking your \$\$\$\$; Charging it Up; Check it Out; Better than a Piggy Bank!; and My Work; My Future.

My Financial Future 2 Advanced (SF 50169)

Building on your previous work in My Financial Future – Beginner project, continue adding to your Financial Planning portfolio which includes the items listed below. Members are encouraged to spend more than one year involved in this project so they have time to thoroughly explore the learning modules and develop a greater understanding of financial literacy, planning for their future, and develop a comprehensive career and financial planning portfolio. The original OR photocopies of the completed activities from the project manual should be included in the portfolio. Each year enrolled in the project should build on previous year's learning experiences.

- **First Year** – Complete a minimum of two activities from Module 1: Earning Income and Career Planning and Module 2: Organizing Your Flow.
- **Second Year** – Complete all activities not previously completed in Module 1: Earning Income and Career Planning and Module 2: Organizing Your Flow; **AND** a minimum of two of the activities from Module 3: Working with Banks and Credit Unions: Bank on It and Module 4: Making Your \$ Work 4 U.
- **Third Year and Beyond** – Complete all activities not previously completed in Module 3: Working with Banks and Credit Unions: Bank on It and Module 4: Making Your \$ Work 4 U; **AND** a minimum of two activities from Module 5: Credit and Consumer Breadcrumbs.

Consumer Ed Ready4Life Challenge (SF 50167)

Open to 11- to 18-year-olds enrolled in any Consumer Education project.

Exhibits in this category must include the following: a) a physical representation of the career or business product such as a model, prototype or display/portfolio that includes images of accomplished work; b) verbal or written explanations that demonstrate knowledge of the related career or business fields, potential careers, and the appropriate requirements for achievement in those fields. The judging criteria for this class values thoroughness of career and/or business exploration and pursuit above the workmanship of the physical specimen on display.

CROPS

Each county may submit 3 entries total from 50170, 50171, 50172, 50173; and 1 entry from 50175.

Soybeans (SF 50170)

Exhibit five fresh plants (include root system that is washed) that are representative of member's 4-H project field; **OR** exhibit an experimental or educational project related to one experience from your project. Include explanation of the project in a report for public understanding. Include the member's crop records with the exhibit, such as the 4-H crop record found online @ 4-H.illinois.edu, an FFA crops record, or similar information.

Corn (SF 50171)

Exhibit two fresh plants of field corn (include root system that is washed) that are representative of member's 4-H project field; **OR** exhibit an experimental or educational project related to one experience from your project. Include explanation of the project in a report for public understanding. *Sweet corn should be exhibited in Vegetable Gardening unless being raised under commercial contract by the exhibitor.* Include the member's crop records with the exhibit, such as the 4-H crop record found online @ 4-H.illinois.edu, an FFA crops record, or similar information.

Small Grains (SF 50172)

Exhibit one gallon of the current year's crop of oats, wheat, rye, or barley that is representative of the member's 4-H project field; **OR** exhibit an experimental or educational project related to one experience from your project. Include explanation of the project in a report for public understanding. Include the member's crop records with the exhibit, such as the 4-H crop record found online @ 4-H.illinois.edu, an FFA crops record, or similar information.

Crops Innovation Class (SF 50173)

Open to youth enrolled in any Crops project

Demonstrate the skills and knowledge you have gained through the Crops project. This could be related to, but not limited to crop production, crop utilization or topics of interest to the member related to agronomy. The exhibit may include, but isn't limited to, original works, objects, demonstrations, digital presentations, programs, websites, games, apps, performances, or posters which you have made. Choose whatever method best shows what you've learned. Your exhibit should not fit in the other exhibit options for this project. You must furnish any equipment you need for your exhibit. Internet service will not be provided for the exhibit. All exhibits must include something visual, such as a printed copy of a digital presentation, which will remain on display during the exhibition. Electronic equipment will only be used during your personal judging time and will not remain on display during the entire exhibit period.

Crops Ready4Life Challenge (SF 50175)

Open to 11- to 18-year-olds enrolled in any Crops project

Exhibits in this category must include the following: a) a physical representation of the career or business product such as a model, prototype or display/portfolio that includes images of accomplished work; b) verbal or written explanations that demonstrate knowledge of the related career or business fields, potential careers, and the appropriate requirements for achievement in those fields. The judging criteria for this class values thoroughness of career and/or business exploration and pursuit above the workmanship of the physical specimen on display.

DAIRY CATTLE

An animal that is crossbred beef and dairy will be shown in the beef division. Dairy steers must have predominant dairy breed color markings and characteristics to show in the dairy steer class.

State and County Livestock Health Requirements for State and County Fair Exhibition:

State: <https://www2.illinois.gov/sites/agr/Animals/AnimalHealth/Documents/2022%20Illinois%20State%20Fair%20Health%20Requirements.pdf>

County: <https://www2.illinois.gov/sites/agr/Animals/AnimalHealth/Documents/2022%20County%20Fair%20Exhibition%20Health%20Requirements.pdf>

Dairy Maker Class –

- 01 Heifer Calf, calved after June 30, the previous year (Animal in 4-Her's possession by – May 1)
- 02 Heifer, calved after June 30, two years prior to show (Animal in 4-Her's possession by–January 1)

- 03 Cow, calved before July 1, two years prior to show (Animal in 4-Her's possession by – January 1)
- 04 Dairy Market Prospect, steer or heifer, under 700 lbs. (**EXHIBIT ELIGIBLE TO SELL IN AUCTION**) (In 4-Her's possession by – February 1)
- 05 Dairy Steer (In 4-Her's possession by – February 1) – (**EXHIBIT ELIGIBLE TO SELL IN AUCTION**)
- 06 Dairy Showmanship

DOG

For youth enrolled in Dogs

Dog Obedience

- Beginner Novice I Class (For inexperienced handlers and inexperienced dogs)
- Beginner Novice II Class (For experienced handlers and inexperienced dogs OR experienced dogs and inexperienced handlers)
- Preferred Novice Class
- Novice Class
- Graduate Novice Class
- Preferred Open Class
- Open Class
- Graduate Open Class
- Preferred Utility Class
- Utility Class

Dog Showmanship

- Showmanship

DOG SHOW RULES

1. All dogs will be shown on leash. No prong or electronic collars will be allowed for the show.
2. **Veterinarian health check and papers must accompany dog.**
3. Exhibitors are limited to one entry in each class.
4. Dogs do not have to be AKC registered to show.
5. A dog cannot be shown in an obedience class more than one year (excludes Dog Care class).
6. Dogs must be under exhibitor's supervision at all times.
7. A dog being shown in an obedience class must be trained by and belong to the exhibitor or to a member of his family for the length of the project.
8. Care and condition of the dog (cleanliness, general health, and grooming) will also be considered in judging.
9. The top dog in Beginner classes, Graduate Beginner classes, Open Classes, Utility and Rally classes will be eligible for the State Fair if:
 - The dog has a qualifying score of 170/200 points.
 - The score sheet signed by the judge of the county dog show must accompany the dog at State Fair.
10. All exhibitors must complete the on-line Quality Assurance and Livestock Ethics training by June 1 of the current year to exhibit. (4-H'er only has to complete training one time in their 4-H career):
<http://web.extension.illinois.edu/qaec/>

DOG CARE CLASS - Dogs will participate in the dog show. They will be checked for grooming, dog obedience, general health, cleanliness, training and knowledge.

DOG OBEDIENCE CLASSES:

BEGINNER NOVICE I: *(For inexperienced handlers and inexperienced dogs)*

Heel on leash (forward, halt, right turn, left turn, slow, normal and fast), Figure 8, Sit for exam, sit stay, recall. The last order signifies that the handler and dog must break pace. These orders may be given in any sequence and may be repeated if necessary

BEGINNER NOVICE II: *(For experienced handlers and inexperienced dogs)*

Requirements are the same as beginner class.

PREFERRED NOVICE CLASS: *(May only exhibit the same dog one year only in this class)*

Heel on leash, figure 8, stand for examination, recall, heel free, stay sit or down.

NOVICE CLASS: *(May only exhibit the same dog one year only in this class)*

Heel on leash, figure 8, stand for examinations (off-leash), heal free (off-leash), recall (off-leash), long sit (1 minute, off-leash), long down (3 minutes, off-leash). Recall and long sit will be judged as a group.

GRADUATE NOVICE CLASS: *(May only exhibit the same dog two years only in this class)*

Heel on leash and figure 8 (off-leash), drop on recall, dumbbell recall, recall over High Jump, Recall over Broad Jump, long down (3 minutes, handler out of sight). Long down will be judged as a group.

PREFERRED OPEN CLASS: *(May only exhibit the same dog one year only in this class, advanced exhibitors)*

Heel on Free, Figure 8, Drop on recall, retrieve on flat, retrieve over High Jump, Broad jump.

DOG AGILITY CLASS - 4-H'ers will be required to complete dog agility challenges (a minimum of 5 challenges at the choice of the Dog Judge). Participants must have participated in a Dog Obedience class to be eligible for Dog Agility. More information can be obtained from the Extension Office prior to the fair.

DO YOUR OWN THING

County Level Project ONLY- NO premiums will be paid, NO State Fair category exists for tis project

Exhibit one item made by the exhibitor or a collection that does not fit into any other exhibit class.

DRONES: UNMANNED AERIAL VEHICLES/SYSTEMS

Each county may submit 2 entries from each class.

Choose one of the following classes based on your interest and skill level.

Each Exhibitor must complete all three sections of Quads Away Curriculum and display (or upload) a completed Mission Logbook.

UAV Display (SF 50375)

Prepare a display related to the Drones/UAV project on the topic of your choosing. The exhibit may include, but isn't limited to, original works, objects, demonstrations, digital presentations, programs, websites, games, apps, performances, or posters which you have made. Choose whatever method best shows what you've learned. You must

furnish any equipment you need for your exhibit. Internet service will not be provided for the exhibit. All exhibits must include something visual, such as a printed copy of a digital presentation, which will remain on display during the exhibition. Electronic equipment will only be used during your personal judging time and will not remain on display during the entire exhibit period. Non-UAV/ Drone projects should not be entered in this class (see Aerospace Display).

UAV Unmanned Aerial Systems (SF 50376)

Exhibit one Unmanned Aerial Vehicle and associated system assembled or made by the member. UAV or Drone exhibits in this class must be either originally designed or built from a kit of reconfigurable parts and components. These displays are limited to multicopters (tri, quad, hex, and octocopters), as well as FPV airplanes and flying wings with wingspans up to 36". A detailed build log with pictures, as well as a Mission Logbook must be included. The UAV MUST have a Flight Controller and utilize a camera/video transmission system. The exhibit will be a static display. The Drone should be in good flying condition with batteries fully charged, and all UAS components (including Video System) ready to demonstrate. DO NOT display your UAV with the propellers on, but rather on the table to the side of your UAV. The Drone will not be flown. Attach the printed directions/instructions of the UAV if any were used.

ELECTRICITY

Each county may submit 3 entries total from 50177, 50178, 50179; and 1 entry from 50181.

Resource- It is strongly suggested that members use recommended construction details including proper color coding provided by the Energy Education Council (EEC) that have been provided on the EEC 4-H website:

<http://www.energyeducationcouncil.org/4-H.html>

Electricity 1 (SF 50177)

(May only be battery-powered projects using battery components and wiring). Exhibit a momentary switch, simple switch, basic circuit, electromagnet, galvanometer, **OR** an electric motor. All projects must include a report explaining how the project was constructed and the principles demonstrated. Recommendations can be found on the website. Projects using paper clips, cardboard, thumbtacks, and brads are not eligible for state fair exhibits in electricity. Members wishing to exhibit these types of projects should consider exhibiting in Junk Drawer Robotics 1 or 2.

Electricity 2 (SF 50178)

(May only be battery-powered projects using battery components and wiring). Exhibit a circuit board demonstrating parallel and series switches, including a circuit diagram; 3-way or 4-way switch circuit using DC/battery; **OR** a basic electrical device (examples: rocket launcher, burglar alarm, etc.). All projects must include a report explaining how the project was constructed and the principles demonstrated. Recommendations can be found on the website. Projects using paper clips, cardboard, thumbtacks, and brads are not eligible for state fair exhibits in electricity. Members wishing to exhibit these types of projects should consider exhibiting in Junk Drawer Robotics 1 or 2.

Electricity 3 (SF 50179)

Exhibit a 120V lighting fixture or other appliance that uses a switch; **OR** two electrical household circuits using 120V materials to comply with National Electrical Code, one with a simple on/off switch to control bulb, and one using 3-way switches to control light from two locations; **OR** other projects which demonstrates principles in the Wired for Power book. All electricity projects must include a report, explaining how the project was constructed, and principles for its operation. Recommendations can be found on the website.

Electricity 4 (not eligible for state fair)

Exhibit any electronic or solid-state appliance. Exhibitor must be able to explain how the project was constructed, how it is to be used, and how it works. When project is being constructed, general safety and workmanship should be

considered.

Electricity Ready4Life Challenge (SF 50181)

Open to 11- to 18-year-olds enrolled in any Electricity project.

Exhibits in this category must include the following: a) a physical representation of the career or business product such as a model, prototype, or display/portfolio that includes images of accomplished work; b) verbal or written explanations that demonstrate knowledge of the related career or business fields, potential careers, and the appropriate requirements for achievement in those fields. The judging criteria for this class values thoroughness of career and/or business exploration and pursuit above the workmanship of the physical specimen on display.

ENTOMOLOGY GENERAL

Each county may submit 2 entries total from 50183, 50184, 50185, 50186; 1 entry from Class 50187.

Size and number of exhibit cases should relate appropriately to the number of insects being displayed for a specified class. Cases should be no deeper than 4". Exhibitors should note that Entomology exhibits may be placed UPRIGHT for display.

Entomology 1 (SF 50183)

Exhibit 15 or more species representing four or more orders. Collection must be accurately labeled. Exhibitors must also include the Entomology 1 project manual, *Teaming With Insects 1*, with at least one completed activity for each year enrolled. The project manual must be included. Rules for pinning and labeling insects are available from your local Extension office.

Entomology 2 (SF 50184)

Exhibit 30 or more species representing eight or more orders. Collection must be accurately labeled. Exhibitors must also include the Entomology 2 project manual, *Teaming With Insects 2*, with at least one completed activity for each year enrolled. The project manual must be included. Rules for pinning and labeling insects are available from your local Extension office.

Entomology 3 (SF 50185)

Exhibit 60 or more species representing twelve or more orders. Collection must be accurately labeled. Exhibitors must also include the Entomology 3 project manual, *Teaming With Insects 3*, with at least one completed activity for each year enrolled. The project manual must be included. Rules for pinning and labeling insects are available from your local Extension office.

Entomology Display (SF 50186)

Open to youth enrolled in Entomology 1, Entomology 2, or Entomology 3

Exhibit any activity or display related to Entomology that does not fit into Entomology Classes 1, 2, or 3 above. The exhibit may include, but isn't limited to, original works, objects, demonstrations, digital presentations, programs, websites, games, apps, performances, or posters which you have made. Choose whatever method best shows what you've learned. You must furnish any equipment you need for your exhibit. Internet service will not be provided for the exhibit. All exhibits must include something visual, such as a printed copy of a digital presentation, which will remain on display during the exhibition. Electronic equipment will only be used during your personal judging time and will not remain on display during the entire exhibit period.

Entomology Ready4Life Challenge (SF 50187)

Open to 11- to 18-year-olds enrolled in any Entomology project.

Exhibits in this category must include the following: a) a physical representation of the career or business product such as a model, prototype, or display/portfolio that includes images of accomplished work; b) verbal or written explanations that demonstrate knowledge of the related career or business fields, potential careers, and the appropriate requirements for achievement in those fields. The judging criteria for this class values thoroughness of career and/or business exploration and pursuit above the workmanship of the physical specimen on display.

ENTOMOLOGY BEEKEEPING

Each county may send 2 entries total from classes 50188, 50189, 50190; and 1 entry from 50191.

Create an exhibit that shows the public what you learned in the beekeeping project this year. **Note:** No beehives may be exhibited. (Honey moisture content will be measured.) Fill level: the honey should be filled to the jar shoulder, not over, nor under. Chunk honey should go in a wide-mouth jar, preferably one specially made for chunk honey (see beekeeping catalogs). Be careful to distinguish “chunk honey” (comb in jar) from “cut comb” (comb only in plastic box). *Honey exhibited (including chunk, cut comb, and sections) must be collected since the previous year’s fair.*

Beekeeping 1 (SF 50188)

Exhibit an educational display for one (1) of the following:

- Flowers used to make honey. Display pressed flowers from ten (10) different Illinois plants that bees use for making honey.
- Uses of honey and beeswax.
- Setting up a beehive.
- Safe handling of bees.
- Equipment needed by a beekeeper.

Beekeeping 2 (SF 50189)

Exhibit one (1) of the following:

- Extracted honey: Three (3) 1# jars (glass, screw-top), holding 1# of honey each.
- Chunk honey (comb in jar): Three (3) 1# jars (wide-mouth, glass).
- Cut-comb honey: Three (3) 1# boxes (boxes are usually 4 ½” x 4 ½” in size).
- Section honey: Three (3) sections of comb honey (in basswood boxes or Ross rounds).
- Working with honey bees. Present a topic from your manual to teach fairgoers about working with honey bees. Use your knowledge and creativity to display this information on a poster or in a notebook.

Beekeeping 3 (SF 50190)

Exhibit three (3) of the five (5) kinds of honey listed below (#1-5) or prepare an educational display about honey bees or beekeeping (#6).

1. Extracted honey: Three (3) 1# jars (glass, screw-top), holding 1# of honey each.
2. Chunk honey (comb in a jar): Three (3) 1# jars (wide-mouth, glass) .
3. Cut-comb honey: Three (3) 1# boxes (boxes are usually 4 ½” x 4 ½” in size).
4. Comb honey: Three (3) sections (honey built by bees in frames of wood commonly called “sections”) (boxes are usually 4 ½” x 4 ½” in size).
5. Section honey: Three (3) sections of comb honey (in basswood boxes or Ross rounds) **OR**
6. Prepare an educational display about honey bees or beekeeping.

Entomology Beekeeping Ready4Life Challenge (SF 50191)

Open to 11- to 18-year-olds enrolled in any Entomology project.

Exhibits in this category must include the following: a) a physical representation of the career or business product such as a model, prototype, or display/portfolio that includes images of accomplished work; b) verbal or written explanations that demonstrate knowledge of the related career or business fields, potential careers, and the appropriate requirements for achievement in those fields. The judging criteria for this class values thoroughness of career and/or business exploration and pursuit above the workmanship of the physical specimen on display.

ESPORTS

Each county may submit 3 entries from 50378.

All exhibitors must complete all activities in the Illinois 4-H eSports Pilot Curriculum.

eSports (SF 50378)

Compete in at least 1 ranked tournament online or in-person (either as a team or solo), and fully document your progress throughout. Any game with a documentable bracket system, and at least 3 rounds counts. Be sure to include a description of the tournament, your match information, your win-loss record, and description of the game and platform being used to play the game (Ram requirements/capabilities of your machine, video card specs., etc.). Prepare a PowerPoint presentation describing your journey through eSports (including your 1 mandatory tournament), what you have learned about gaming/eSports, and why you think more youth should be involved. Also include a detailed description of your most important win, explaining your strategy in that victory. Be sure to include screenshots and video, if possible. Load your presentation to a USB drive, and be sure to add narration if uploading for virtual exhibition.

EXPLORATORY (not eligible for state fair)

EXPLORATORY (*Welcome to 4-H*) (not eligible for state fair)

Youth ages 8 – 10 may exhibit a display on one of the following topics from the project book:

- Windowsill gardening; **OR**
- 4-H animals; **OR**
- 4-H family; **OR**
- Coat of arms

COLLECTIBLES (not eligible for state fair)

Bring your completed project book and your collection or examples of your collection (if it's too large to bring) with pictures of total collection, OR an exhibit or poster illustrating one feature of the project.

FAMILY HERITAGE

Each county may submit 1 entry from 50197; and 1 entry from 50199.

Family Heritage (SF 50197)

Prepare an exhibit of items, pictures, maps, charts, slides/tapes, drawings, illustrations, writings or displays that depict the heritage of the member's family or community or 4-H history. Please note: Exhibits are entered at 4-H'ers own risk. 4-H is not responsible for loss or damage to family heirloom items or any items in this division. Displays should not be larger than 22" x 28" wide. If you need a size waiver because the historical item is larger than 22" x 28" please contact

the superintendents for approval.

Family Heritage Ready4Life Challenge (SF 50199)

Open to 11- to 18-year-olds enrolled in any Entomology project.

Exhibits in this category must include the following: a) a physical representation of the career or business product such as a model, prototype or display/portfolio that includes images of accomplished work; b) verbal or written explanations that demonstrate knowledge of the related career or business fields, potential careers, and the appropriate requirements for achievement in those fields. The judging criteria for this class values thoroughness of career and/or business exploration and pursuit above the workmanship of the physical specimen on display.

FOODS & NUTRITION

Each county may submit 7 entries total from any of these food classes: 50200 A-C, 50201 A-C, 50202 A-E, 50203 A-D, 50204, 50206, 50208 A-F, 50211; and 1 entry from 50210.

4-H Cooking 101 (SF 50200A, 50200B, 50200C)

*Using the recipes included in the project manual, prepare an exhibit for **one** of the classes below. No icing should be on any products. If you make changes to the recipe, bring a copy of the recipe with your changes. Bars, coffeecake, or cookies should be displayed on a disposable plate placed in a zip-sealing plastic bag.*

*In addition to your food exhibit, complete the *What's on Your Plate? Activity* on pages 10-11 in the 4-H Cooking 101 project manual: Bring a document with printed pictures of your 3 or more plates and the answers to questions 1-7 to remain on display with your project. The words on the plates must be legible and clearly visible in the picture. Pictures, graphics, or photos are acceptable.*

Cereal Bars (SF 50200A) - 13 cereal marshmallow bars

Coffeecake (SF 50200B) - ¼ of 8" square or round coffeecake

Cookies (SF 50200C) - 13 cookies

4-H Cooking 201 (SF 50201A, 50201B, 50201C)

*Using the recipes included in the project manual, prepare an exhibit for **one** of the classes below. If you make changes to the recipe, bring a copy of the recipe with your changes. Bread, muffins, or scones should be displayed on a disposable plate placed in a zip-sealing plastic bag.*

*In addition to your food exhibit, complete *Experiment with Meal Planning Activity* on page 91 in the 4-H Cooking 201 project manual. Bring either page 91 with your completed answers or a document with the answers to remain on display with your project along with a picture of the meal you prepared. You do **not** need to complete the Challenge Yourself section on page 91.*

Muffins (SF 50201A) - 13 cheese muffins

Scones (SF 50201B) - 13 scones

Nut Bread (SF 50201C) - ½ loaf (9" x 5") of basic nut bread, no variations

4-H Cooking 301 (SF 50202A, 50202B, 50202C, 50202D, 50202E)

*Using the recipes included in the project manual, prepare an exhibit for **one** of the classes below. If icing is used on the tea ring or sweet rolls, the recipe for the icing must also come from the book. The yeast bread/roll dough may be prepared in a bread-making machine; however prepared mixes are not permitted. If you make changes to the recipe, bring a copy of the recipe with your changes. Display exhibit on a disposable plate or pie tin and place in a zip-sealing plastic bag.*

*In addition to your food exhibit, complete one of the six experiments: *Experiment with Flour* p. 33-34, *Experiment with Kneading* p. 35-36, *Experiment with Yeast* p. 37-38 or 39, *Experiment with Butter* p. 62-63, or *Experiment with Cheese* p.*

104-105. Bring a document with a printed picture of your experiment and the answers to the experiment questions to remain on display with your project.

Dinner Rolls (SF 50202A) - 13 dinner rolls

Yeast Bread (SF 50202B) - loaf of yeast bread

Tea Ring (SF 50202C) - 1 tea ring

Sweet Rolls (SF 50202D) - 13 sweet rolls

Cake (SF 50202E) - one layer of a rich white cake or rich chocolate cake, top side up (*without frosting*)

4-H Cooking 401 (SF 50203A, 50203B, 50203C, 50203D)

Using the recipes included in the project manual, prepare an exhibit for **one** of the classes below. If you make changes to the recipe, bring a copy of the recipe with your changes. Display exhibit on a disposable plate and place in a zip-sealing plastic bag.

In addition to your food exhibit, pick one of the recipes from Cooking 401 that is not a choice for exhibit. Make the recipe and take a picture of the results. Bring a document with a printed picture of the food you made from the recipe and the answers to the following two questions: 1.) If you made this recipe again, what would you do differently? 2.) What did you learn that can help you in other ways besides preparing food?

Focaccia Bread (SF 50203A) - $\frac{1}{4}$ of a 15" x 10" loaf of focaccia bread (do not include dipping oil)

Pie Shell (SF 50203B) - one baked pie shell – traditional, oil, or whole wheat (no graham cracker)

Sponge Cake (SF 50203C) - $\frac{1}{4}$ golden sponge cake, top side up, without frosting

French Bread (SF 50203D) - $\frac{1}{2}$ loaf French bread

Food Science 1 (SF 50204)

Prepare a display, digital presentation, or poster on one of the food science experiments from the manual that you completed. Share 1) the food science question you investigated; 2) process used to conduct the experiment; 3) results and observations; 4) what you learned; and 5) how you have applied this information. You must furnish any equipment you need for the exhibit. Internet service is not provided. All exhibits must include something visual, such as a printed copy of a digital presentation. Electronic equipment will only be used during your judging time and will not remain on display during the exhibit period.

Food Science 2 (SF 50204)

Prepare a display, digital presentation, or poster on one of the food science experiments from the manual that you completed. Share 1) the food science question you investigated; 2) process used to conduct the experiment; 3) results and observations; 4) what you learned; and 5) how you have applied this information. You must furnish any equipment you need for the exhibit. Internet service is not provided. All exhibits must include something visual, such as a printed copy of a digital presentation. Electronic equipment will only be used during your judging time and will not remain on display during the exhibit period.

Food Science 3 (SF 50204)

Prepare a display, digital presentation, or poster on one of the food science experiments from the manual that you completed. Share 1) the food science question you investigated; 2) process used to conduct the experiment; 3) results and observations; 4) what you learned; and 5) how you have applied this information. You must furnish any equipment you need for the exhibit. Internet service is not provided. All exhibits must include something visual, such as a printed copy of a digital presentation. Electronic equipment will only be used during your judging time and will not remain on display during the exhibit period.

Food Science 4 (SF 50204)

Prepare a display, digital presentation, or poster on one of the food science experiments from the manual that you completed. Share 1) the food science question you investigated; 2) process used to conduct the experiment; 3) results and observations; 4) what you learned; and 5) how you have applied this information. You must furnish any equipment you need for the exhibit. Internet service is not provided. All exhibits must include something visual, such as a printed copy of a digital presentation. Electronic equipment will only be used during your judging time and will not remain on display during the exhibit period.

Sports Nutrition (SF 50206)

Prepare a display, digital presentation, or poster on one of the activity chapters in the manual that you completed. The activity chapters are listed by page number in the table of contents. Your exhibit should include, at minimum, information on one physical fitness component and one food/recipe component from the activity chapter. The exhibit should include the project manual with the pages of the activity completed. You may also include live demonstration of physical activities. Do not bring food made using the recipes but consider adding pictures of the completed recipes to your exhibit. You must furnish any equipment you need for the exhibit. Internet service is not provided. All exhibits must include something visual, such as a printed copy of a digital presentation. Electronic equipment will only be used during your judging time and will not remain on display during the exhibit period.

Examples for Activity 1

Example A: Make a video of yourself practicing flexibility, strength, and endurance physical fitness activities and making pasta salad with different vegetable, pasta, and dressing ideas. Bring a screenshot and brief description of your video to leave on display.

Example B: Make a poster of pictures of flexibility, strength, and endurance physical fitness activities and information on the results of making the spinach and mandarin orange salad. Include answers to the questions in the book.

Food Preservation (SF 50208a, 50208b, 50208c, 50208d, 50208e, 50208f)

Prepare an exhibit using **ONE** of the following food preservation methods: canning; freezing; drying; pickles/relishes; jams, jellies, and preserves **OR** a combination of these (see Preservation Combination option below), excluding Freezing. **No freezer jam exhibits will be allowed for Freezing; Jams, Jellies, and Preserves; or for the Preservation Combination options.**

Canning (SF50208a) – The exhibit should include two different canned foods in appropriate jars for the products. Food may be fruit, vegetable, or tomato product (i.e. salsa, juice, etc.).

Freezing (SF50208b) – Prepare a nutrition display that illustrates a freezing principle. There is NOT a food exhibit option for this preservation method.

Drying (SF50208c) – Exhibit two (2) different dried foods packed in plastic food storage bags. Choose from fruit, vegetable, fruit leather, or meat jerky.

Pickles and Relishes (SF50208d) – Exhibit two (2) pint jars of different recipes of pickles and/or relishes.

Jams, Jellies, and Preserves (SF50208e) – Exhibit two (2) half-pint jars of two different jams, jellies, and/or preserves.

Preservation Combination (SF50208f) – Exhibit two (2) different preserved food products, excluding Freezing, in appropriate jars/packaging (Drying). For example, exhibit 1 jar of tomatoes (Canning) and 1 half-pint of jelly (Jams, Jellies, and Preserves).

All preserved products should be prepared and processed according to the current USDA/Extension information. USDA information on preserving food, including recipes, can be found at: www.homefoodpreservation.com or

web.extension.illinois.edu/foodpreservation/. Recipes must be processed in a water bath or pressure canner.

All food preservation exhibits must be labeled with: 1) The name of the food; 2) The date preserved; 3) Appropriate method(s) of food preservation (For canned projects: boiling water bath or pressure canner; For drying projects: Specify equipment used (food dehydrator, oven, etc.)).

Examples:

- Strawberry jam, boiling water bath. July 13, 2021.
- Green beans, pressure canner. July 13, 2021.
- Beef jerky, food dehydrator, and oven. July 13, 2021.

All food preservation exhibits must be accompanied with the recipe(s) – typed or written, with the source of the recipe(s) listed. **Required recipes and sources for food preservation exhibits** – all food preservation recipes must be from an approved source. Those sources are:

- *PUT IT UP! Food Preservation for Youth* manuals
- U.S. Department of Agriculture (USDA)
- National Center for Home Food Preservation
- Ball/Kerr Canning (recipes after 1985)
- Mrs. Wages

DO NOT BRING RECIPES FROM: Magazine or newspaper clippings, Pinterest (unless it is from a source listed above), grandmas or a recipe from a family member or friend without a source, cookbooks (excluding the Ball, Kerr, and Put It Up! book).

Canning Equipment Requirements: All canned products must be canned in clear, standard jars in good condition (no chips or cracks). Jars must be sealed using two-piece canning lids (flat lid and band). Must use a new, unused flat lid. Bands must not be rusty or severely worn.

Foods Innovation Class (SF 50211)

Open to youth enrolled in any Foods project.

Demonstrate the skills and knowledge you have gained through the project. The exhibit may include, but isn't limited to, original recipes, results of experiments not in the foods project books, variations on recipes or experimenting with unique cooking or baking methods. Your work can be displayed by a food product, demonstrations, digital presentations, performances, or posters which you have made. Choose whatever method best shows what you've learned. Your exhibit should not fit in the other exhibit options for this project. You must furnish any equipment you need for your exhibit. Internet service will not be provided for the exhibit. All exhibits must include something visual, such as a printed copy of a digital presentation, which will remain on display during the exhibition. Electronic equipment will only be used during your personal judging time and will not remain on display during the entire exhibit period. If you bring a food product, the food will NOT be tasted.

Foods Nutrition Ready4Life Challenge (SF 50210)

Open to 11- to 18-year-olds enrolled in any Foods project

Exhibits in this category must include the following: a) a physical representation of the career or business product such as a model, prototype or display/portfolio that includes images of accomplished work; b) verbal or written explanations that demonstrate knowledge of the related career or business fields, potential careers, and the appropriate requirements for achievement in those fields. The judging criteria for this class values thoroughness of career and/or business exploration and pursuit above the workmanship of the physical specimen on display.

FORESTRY

Each county may submit 1 entry total from 50212, 50213, 50214; and 1 entry from 50216.

Forests of Fun 1 (SF 50212)

Exhibit any product or display illustrating an activity from the book. The exhibit may include, but isn't limited to, original works, objects, demonstrations, digital presentations, programs, websites, games, apps, performances, or posters which you have made. Choose whatever method best shows what you've learned. You must furnish any equipment you need for your exhibit. Internet service will not be provided for the exhibit. All exhibits must include something visual, such as a printed copy of a digital presentation, which will remain on display during the exhibition. Electronic equipment will only be used during your personal judging time and will not remain on display during the entire exhibit period.

Forests of Fun 2 (SF 50213)

Exhibit any product or display illustrating an activity from the book. The exhibit may include, but isn't limited to, original works, objects, demonstrations, digital presentations, programs, websites, games, apps, performances, or posters which you have made. Choose whatever method best shows what you've learned. You must furnish any equipment you need for your exhibit. Internet service will not be provided for the exhibit. All exhibits must include something visual, such as a printed copy of a digital presentation, which will remain on display during the exhibition. Electronic equipment will only be used during your personal judging time and will not remain on display during the entire exhibit period.

Forests of Fun 3 (SF 50214)

Exhibit any product or display illustrating an activity from the book. The exhibit may include, but isn't limited to, original works, objects, demonstrations, digital presentations, programs, websites, games, apps, performances, or posters which you have made. Choose whatever method best shows what you've learned. You must furnish any equipment you need for your exhibit. Internet service will not be provided for the exhibit. All exhibits must include something visual, such as a printed copy of a digital presentation, which will remain on display during the exhibition. Electronic equipment will only be used during your personal judging time and will not remain on display during the entire exhibit period.

Forestry Ready4Life Challenge (SF 50216)

Open to 11- to 18-year-olds enrolled in any Forestry project.

Exhibits in this category must include the following: a) a physical representation of the career or business product such as a model, prototype, or display/portfolio that includes images of accomplished work; b) verbal or written explanations that demonstrate knowledge of the related career or business fields, potential careers, and the appropriate requirements for achievement in those fields. The judging criteria for this class values thoroughness of career and/or business exploration and pursuit above the workmanship of the physical specimen on display.

GEOLOGY

Each county may submit 3 entries total from 50218, 50219, 50220, 50221, 50222; and 1 entry from 50224.

Size and number of exhibit cases should relate appropriately to the number of specimens being displayed for a specified class. Specimens are not limited to Illinois locations. All levels of Geology use the same manual, Geology-Introduction to the Study of the Earth.

Pebble Pups 1 (SF 50218)

Display 8 to 19 rocks and mineral specimens with three minerals in the collection. Collection may include duplications that show variations. Label collection and note where found.

Pebble Pups 2 (SF 50219)

Display at least 20, but no more than 29, rocks and mineral specimens with seven minerals in the collection. Collection may include duplications that show variations. Label collection and note where found.

Rock Hounds 1 (SF 50220)

Display at least 30, but no more than 40, rocks and mineral specimens with ten minerals in the collection. Rocks should include at least three igneous, two metamorphic, and three sedimentary groups. Label collection and note where found.

Rock Hounds 2 (SF 50221)

Display no more than 50 specimens that have been selected to illustrate a specific theme of the exhibitor's choosing. Be creative. Sample categories could include (but are not limited to): industrial minerals and their uses; a specific rock group and the variety that occurs in that group, including some minerals that occur in that environment; select fossils traced through the geologic ages; minerals and their crystal habits; rocks and minerals used in the lapidary arts.

Geology Innovation Class (SF 50222)

Open to youth enrolled in Geology.

Demonstrate the skills and knowledge you have gained through the Geology project. Exhibit may be the result of knowledge gained from project manuals; independent study about Illinois rock(s) and mineral(s), interaction with geology professionals; and/or individual exploration in the area of geology. The exhibit may include, but isn't limited to, original works, objects, demonstrations, digital presentations, programs, websites, games, apps, performances, or posters which you have made. Choose whatever method best shows what you've learned. Your exhibit should not fit in the other exhibit options for this project. You must furnish any equipment you need for your exhibit. Internet service will not be provided for the exhibit. All exhibits must include something visual, such as a printed copy of a digital presentation, which will remain on display during the exhibition. Electronic equipment will only be used during your personal judging time and will not remain on display during the entire exhibit period.

Geology Ready4Life Challenge (50224)

Open to 11- to 18-year-olds enrolled in the Geology project.

Exhibits in this category must include the following: a) a physical representation of the career or business product such as a model, prototype or display/portfolio that includes images of accomplished work; b) verbal or written explanations that demonstrate knowledge of the related career or business fields, potential careers, and the appropriate requirements for achievement in those fields. The judging criteria for this class values thoroughness of career and/or business exploration and pursuit above the workmanship of the physical specimen on display.

GOATS

For youth enrolled in Dairy Goats, Meat Goats

State and County Livestock Health Requirements for State and County Fair Exhibition:

State: <https://www2.illinois.gov/sites/agr/Animals/AnimalHealth/Documents/2022%20Illinois%20State%20Fair%20Health%20Requirements.pdf>

County: <https://www2.illinois.gov/sites/agr/Animals/AnimalHealth/Documents/2022%20County%20Fair%20Exhibition%20Health%20Requirements.pdf>

Specific Rules/Regulations for Goats:

1. Superintendents are responsible for direction show pen set-up.
2. All market goats must be identified with a scrapie tag.

3. 4-H'ers must comply with Clark County 4-H Sheep/Goat Health Regulations, including having a Certified Veterinary Inspection issued within 90 days of the Clark County 4-H Show.
4. All market goats must be born after January 1 of the current year.
5. The animals will be weighed at check-in on Sunday and will show accordingly.
6. A goat that is a crossbred (Ex. dairy/meat cross) will be shown in the class of its predominate breed characteristics.
7. Each 4-H'er will be allowed to make two entries per age division (i.e., doe kid, under 5 months-one dairy and one meat; two dairy goats etc.).
8. Only market goats born after January 1 of the current year will be eligible to be sold in the Clark County 4-H Livestock Auction. 4-H'ers participating in the Livestock Auction should not take home their goat following the auction unless the animal has been donated back to the 4-H'er by the buyer.

NOTE - Freshened doe – has had a kid and is in milk. **Unfreshened doe** – has not had a kid.

DAIRY GOATS

- 01 Buck Kid, under 5 months. (Animal in 4-Her's possession by – June 1)
- 02 Doe Kid, under 5 months. (Animal in 4-Her's possession by – June 1)
- 03 Doe Kid, 5-12 months (doe only). (Animal in 4-Her's possession by – June 1)
- 04 Yearling, unfreshened (12-24 months) (Animal in 4-Her's possession by – January 1)
- 05 Milking Yearling, (doe, one to two years). (Animal in 4-Her's possession by – January 1)
- 06 Milking Doe (over 2 years). (Animal in 4-Her's possession by – January 1)
- 07 Mother/Kid, (kid under 5 months), (Animal in 4-Her's possession by – January 1)
- 08 Market Animal, (Animal in 4-Her's possession by – May 15) – **EXHIBIT ELIGIBLE TO SELL IN LIVESTOCK AUCTION** (Must be born after January 1, current year) **(No Bucks)**

PYGMY GOATS

- 09 Buck Kid, under 5 months. (Animal in 4-Her's possession by – June 1)
- 10 Doe Kid, under 5 months. (Animal in 4-Her's possession by – June 1)
- 11 Doe Kid, 5-12 months (doe only). (Animal in 4-Her's possession by – June 1)
- 12 Unfreshened Doe (12-24 months). (Animal in 4-Her's possession by – June 1)
- 13 Freshened doe, (Animal in 4-Her's possession by – June 1)
- 14 Mother/Kid, (kid under 5 months), (Animal in 4-Her's possession by – June 1)
- 15 Market Animal, (under 12 months), (Animal in 4-Her's possession by – May 15) - **EXHIBIT ELIGIBLE TO SELL IN LIVESTOCK AUCTION** (Must be born after January 1, current year) **(No Bucks)**

MEAT GOATS

- 16 Buck Kid, under 5 months. (Animal in 4-Her's possession by – May 15)
- 17 Doe Kid, under 5 months. (Animal in 4-Her's possession by – May 15)
- 18 Doe Kid, 5-12 months (doe only). (Animal in 4-Her's possession by – May 15)
- 19 Yearling, unfreshened (12-24 months). (Animal in 4-Her's possession by – May 15)
- 20 Freshened doe, (Animal in 4-Her's possession by – May 15)
- 21 Mother/Kid, (kid under 5 months), (Animal in 4-Her's possession by – January 1)
- 22 Market Animal, (Animal in 4-Her's possession by – May 15) - **EXHIBIT ELIGIBLE TO SELL IN LIVESTOCK AUCTION** (Must be born after January 1, previous year) **(No Bucks)**

SHOWMANSHIP

- 23 Junior Goat Showmanship (8 - 10 years old)
- 24 Intermediate Goat Showmanship (11 - 13 years old)
- 25 Senior Goat Showmanship (14 years & over)

HEALTH

Each county may submit 3 entries total from 50226, 50227, 50228, 50229; and 1 entry from 50231.

Health 1 (SF 50226)

Select four First Aid Skills and complete the activities for that section. Bring the project book and be prepared to discuss the completed sections. Exhibit a family first aid kit and be prepared to explain what each item is used for.

Health 2 (SF 50227)

Select four Staying Healthy Skills and complete the activities for that section. Bring the project book and be prepared to discuss the completed sections. Exhibit a “smarts” project as explained in the project manual.

Health 3 (SF 50228)

Select four Keeping Fit Skills and complete the activities for that section. Bring the project book and be prepared to discuss the completed sections. Exhibit a poster or display on one of the Keeping Fit Skills.

Health - Your Thoughts Matter – Navigating Mental Health (not eligible for state fair)

Prepare an exhibit that demonstrates the knowledge and understanding gained through completion of the Your Thoughts Matter Member Project Guide. Exhibit the following 1) a poster or display that highlights activities and knowledge gained as you completed any two of activities 1 – 9 included in the curriculum; AND 2) the item you created in Activity 10 - the flyer, website, video, or other promotional tool that points individuals to the resources you found. To exhibit in this project area, 4-H members must have been involved in a 4-H Your Thoughts Matter SPIN Club experience.

Health Innovation Class (SF 50229)

Open to youth enrolled in Health 1, 2 or 3.

Demonstrate the skills and knowledge you have gained through the Health project. The exhibit may include, but isn't limited to, original works, objects, demonstrations, digital presentations, programs, websites, games, apps, performances, or posters which you have made. Choose whatever method best shows what you've learned. Your exhibit should not fit in the other exhibit options for this project. You must furnish any equipment you need for your exhibit. Internet service will not be provided for the exhibit. All exhibits must include something visual, such as a printed copy of a digital presentation, which will remain on display during the exhibition. Electronic equipment will only be used during your personal judging time and will not remain on display during the entire exhibit period.

Health Ready4Life Challenge (SF 50231)

Open to 11- to 18-year-olds enrolled in any Health project.

Exhibits in this category must include the following: a) a physical representation of the career or business product such as a model, prototype or display/portfolio that includes images of accomplished work; b) verbal or written explanations that demonstrate knowledge of the related career or business fields, potential careers, and the appropriate requirements for achievement in those fields. The judging criteria for this class values thoroughness of career and/or business exploration and pursuit above the workmanship of the physical specimen on display.

HORSES, PONIES, MULES, AND OTHER EQUIDAE

For youth enrolled in Horse

State and County Livestock Health Requirements for State and County Fair Exhibition:

State: <https://www2.illinois.gov/sites/agr/Animals/AnimalHealth/Documents/2022%20Illinois%20State%20Fair%20Health%20Requirements.pdf>

County: <https://www2.illinois.gov/sites/agr/Animals/AnimalHealth/Documents/2022%20County%20Fair%20Exhibition%20Health%20Requirements.pdf>

Rules & Regulations

1. January 1 will be considered the birth date for the age of the equine being exhibited.
2. **Coggins Test** - All equine, 12 months of age and older attending an equine event, shall be accompanied by a negative Coggins test for equine infectious anemia (EIA) conducted within the last 12 months. A copy of this test shall accompany the animal and be available for inspection when requested.
3. Helmets (ASI/SEI) approved protective headgear is required to be worn by all 4-H riders whenever mounted for any 4-H horse show, event, clinic, etc.
4. Proper equipment and clothing, such as western or English boots with a heel and English helmets are required for the benefit and safety of each exhibitor. For western attire; jeans, boots, and a long sleeve collared shirt are recommended and acceptable attire.
5. Animals may be measured prior to the start of the show or class. Measurement will be from the top of the withers to the ground. One-half inch shall be allowed for shoes.
6. No stallions (one-year-old or older) are permitted to show.
7. The same horse or pony may not be shown by more than one exhibitor.
8. The same animal may not be entered in more than one halter class.
9. Exhibitors may show the same horse or pony in both Western and English pleasure classes.
10. **Walk/Trot Exhibitors** – a member who chooses to exhibit in the Walk-Trot division may not also ride in the Walk-Trot-Lope division. This division is designed for members who may not be comfortable loping or cantering their horse or pony. The member may be any age to participate in the walk-trot division.
11. Showmanship classes – The exhibitor is judged on ability to show their animal to its best advantage. Proper showmanship and grooming, both of the exhibitor and animal, are points to be judged heavily. Each exhibitor shall have complete control of his or her animal during the classes or they may be asked to remove the animal from the arena or grounds. Showmanship classes will be shown by age groups.
12. Horsemanship classes are judged on the rider's ability to exhibit their animal to its best advantage. Specific Western or English tack and attire are required.
13. All patterns, rule additions, and other announcements will be posted or announced at the 4-H Horse Show.
14. Horses will be dismissed following the show and will not be allowed to stay on the grounds during the fair.
15. Parents, coaches, or trainers are not allowed in the arena for warm-up or exercise purposes. Coaching from the rail will not be allowed.
16. Each class will be placed 1st through 5th place. Belt buckles will be awarded to the High Point Horse and Pony Exhibitor and Reserve High Point Horse and Pony Exhibitor. Points Earned in classes 6 through 20 will be used to calculate the High Point awards. Points for individual class placings will be assigned as follows: 1st place=5 points; 2nd place=4 points; 3rd place = 3 points; 4th place = 2 points; 5th place = 1point. In the event of a tie, the exhibitor with the most 1st place wins.

IL State Fair Horse Exhibitors – State Fair entries and Ownership/Lease Papers along with pictures of both sides of the animal should be sent to Stephanie Hardy at: Illinois State Fair Entry Department, PO Box 19427, Springfield, IL 62794-9427. PH: 217-782-0786 on or before JUNE 1. Entries require an Extension Staff signature before mailing. 4-H'ers should file paperwork on ALL potential exhibit horses by the June 1 deadline. If a horse is injured or dies, it may be replaced **only** by a horse whose paperwork is already on file by the June 1 deadline.

HALTER DIVISION

1. Western Halter- Gelding
2. Western Halter- Mare
3. Pony Halter-Gelding
4. English Halter-Gelding
5. English Halter- Mare
6. Mule Halter
7. Donkey Halter

SHOWMANSHIP

8. Senior (14 years & over)
9. Intermediate (11 – 13 years old)
10. Junior (8 – 10 years old)

RIDING CLASS

11. English Pony Walk-Trot
12. English Horse Walk-Trot
13. Western Pony Walk-Trot
14. Western Horse Walk-Trot
15. English Pleasure Pony
16. English Pleasure Horse
17. Western Pleasure Pony
18. Western Pleasure Horse

HORSEMANSHIP

19. Horsemanship Walk-Trot
20. Horsemanship

GAME & SPEED

21. Pole Bending Walk-Trot
22. Pole Bending
23. Barrel Race Walk- Trot
24. Barrel Race
25. Flag Race Walk-Trot
26. Flag Race
27. Novelty Race Walk-Trot
28. Novelty Race

OBSTACLE CLASS

29. Senior (14-18)
30. Intermediate (11-13)
31. Junior (8-10)

HORTICULTURE: FLORICULTURE

Each county may submit 3 entries total from 50192, 50193, 50194, 50195, 50196; and 1 entry from 50198.

Floriculture A (SF 50192)

Exhibit one of the following options:

- Create a flower arrangement, either a round arrangement or a bud vase. No silk flowers are permitted; **OR**
- Create a photo collage or a collection of pictures of flowers that you have raised. Label your flowers by name and tell if you started with a seed, cutting, or transplants. Mount pictures on a poster board; **OR**
- Exhibit in one container: 3 stems of blooms - each with attached foliage. Foliage that would go inside the container may be removed. All three blooms or stems should be the same variety, color, shape, and size and must have been grown from seed, young seedling plants, bulbs, or rhizomes by the exhibitor. (NOTE: Exhibitors choosing lilies should include no more than 2/3 of foliage for their exhibit.)

Floriculture B (SF 50193)

Exhibit one of the following options:

- Display a mixed planter that may include herbs with foliage plants and/or flowering plants. The planter should include three or more kinds of plants. The container exhibit space must not exceed 18"x18".
- Create an artistic display of dried flowers and/or herbs explaining how each was dried; **OR**
- Create a photo collage or collection of pictures of plants from your theme garden. Label your plants by name and explain how the plants were chosen to fit the theme.
- Create an artistic fairy garden of plants, flowers and/or herbs. Explain the process you utilized to prepare your fairy garden. Label your plants by name and explain how the plants were chosen to fit the theme.

Floriculture C (SF 50194)

Exhibit one of the following options:

- Create a terrarium. Selected plants should be started by the exhibitor from cuttings or seeds or as purchased plugs. The terrarium must be cared for by the exhibitor for at least 5 months. Exhibitor should be able to explain the different plant, soil, and environmental needs and watering requirements of a closed system; **OR**
- Exhibit a plant that you propagated from cuttings, layering or division or started from seed. Create a photo board showing the progression of growth. Tips for vegetative propagation of houseplants can be found in the University of Illinois Extension Gardener's Corner (go.illinois.edu/gardenerscorner).

Floriculture D (SF 50195)

Exhibit one of the following options:

- Create a centerpiece around a theme such as a wedding, holiday, birthday, etc. No silk flowers are permitted; **OR**
- Create an exhibit of forced bulbs in a pot.

Floriculture Display (SF 50196)

(Open to youth enrolled in Floriculture A, Floriculture B, Floriculture C, and Floriculture D)

Present an exhibit of the member's choice that focuses on some aspect of floriculture which does not fit in the categories above. The exhibit may include, but isn't limited to, dish gardens, original works, objects, demonstrations, digital presentations, programs, websites, games, apps, performances, or posters which you have made. Choose whatever method best shows what you've learned. You must furnish any equipment you need for your exhibit. Internet service will not be provided for the exhibit. All exhibits must include something visual, such as a printed copy of a digital presentation, which will remain on display during the exhibition. Electronic equipment will only be used during your personal judging time and will not remain on display during the entire exhibit period.

Floriculture Ready4Life Challenge (SF 50198)

Open to 11- to 18-year-olds enrolled in any Floriculture project.

Exhibits in this category must include the following: a) a physical representation of the career or business product such as a model, prototype or display/portfolio that includes images of accomplished work; b) verbal or written explanations that demonstrate knowledge of the related career or business fields, potential careers, and the appropriate requirements for achievement in those fields. The judging criteria for this class values thoroughness of career and/or business exploration and pursuit above the workmanship of the physical specimen on display.

HORTICULTURE: VEGETABLES, HERBS & FRUITS

Each county may submit 3 entries total for 50313, 50314, 50315, 50316, 50317; and 1 entry for 50318.

All exhibits must have been grown by the exhibitor as part of their current gardening 4-H project. Exhibitors should be knowledgeable about various aspects of the produce, including but not limited to different varieties, soil testing, fertilizers used, etc. Exhibits should be prepared according to the Illinois Vegetable Garden Guide website: <http://web.extension.illinois.edu/vegguide/>. Waxes and oils may not be used on vegetables or fruits. Any plant infested with insects will be removed from the exhibit area and will not be eligible for champion awards.

Herb Display (SF 50313)

(Open to youth in Vegetable Gardening A, Vegetable Gardening B, Vegetable Gardening C, and Vegetable Gardening D)

Herbs should be grown in pots (8" maximum diameter). Categories: Mint, Oregano, Rosemary, Sage, Thyme, and all other herbs. Herbs should be labeled with common and Latin names. Herbs should be in your care for a minimum of three months for state fair exhibits. Remove dead leaves from plants and check that the soil is clear of debris such as dead leaves. In addition to class Champions, Herb Category Grand and Reserve Grand Champions may be selected. When exhibiting herb plants, be sure to grow the plants in the container to be displayed to avoid transplant shock. Exhibits will be evaluated based on cleanliness, uniformity, condition, quality, and trueness to variety. Additional herb resources are located on the project resources section of the Illinois 4-H website.

Vegetable/Fruit Display (SF 50314)

(Open to youth in Vegetable Gardening A, Vegetable Gardening B, Vegetable Gardening C, and Vegetable Gardening D)

1. This class is allowed a 2'6" x 2'6" space for display.
2. Display must include 6 or more different kinds of vegetables or fruits. There may not be more than 2 different varieties of any vegetable/fruit. For example, red and white potatoes would be classified as two different varieties. Acorn squash and zucchini would be classified as two different vegetables.
3. The number and type of vegetables/fruits used must conform to the Vegetable/Fruit Plate/Display List. *Fruit Plate list is below vegetable plate list.*
4. Exhibitors must provide the name and variety of all vegetables/fruits used. (i.e. Cabbage – Golden Acre; Cucumber, slicing – Straight Eight; Tomatoes, slicing – Rocky Top; Snap Beans – Contender, etc.).

Vegetable Plate (SF 50315)

(Open to youth in Vegetable Gardening A, Vegetable Gardening B, Vegetable Gardening C, and Vegetable Gardening D)

1. Exhibit must include 2 single vegetable plates. (Exhibitor will furnish the disposable plates.)
2. Number of vegetables on plates must conform to plate list below.
3. Only one variety on each plate.

4. An exhibitor cannot show two plates of the same type vegetable. (i.e.: Cannot exhibit red *and* white potatoes or zucchini *and* straightneck summer squash.)

VEGETABLE PLATE/DISPLAY LIST

When selecting vegetables for exhibition, keep in mind that the judge will evaluate them on the basis of cleanliness, uniformity, condition, quality, and trueness to variety. (*Lists are provided by UI Extension Horticulturists; Items are listed according to the correct definition of vegetables*)

Asparagus (5 spears)	Parsnips (5)
Beans, Lima (12 pods)	Peas, (12 pods)
Beets (5)	Peppers, large fruited (bell/banana) (5)
Broccoli (1 head)	Peppers, small-fruited (chili/cherry) (12)
Brussels sprouts (12 sprouts)	Popcorn (5)
Cabbage (1 head)	Potatoes (any variety) (5)
Cauliflower (1 head)	Pumpkin (1)
Carrots (5)	Rhubarb, trimmed stalks (3)
Cucumber, pickling or slicing (5)	Rutabaga (5)
Eggplant (1)	Salsify (5)
Garlic (5)	Squash, summer (any variety) (3)
Kohlrabi (5)	Sweet corn, in husks (5)
Lettuce (1 head or plant)	Tomatoes, slicing (5)
Muskmelon incl. cantaloupe (1)	Tomatoes, small-fruited (12)
Okra (12)	Turnip (5)
Onions, large, dry (5)	Watermelon (1)
Onions, green or set (12)	

Squash, winter (Acorn, butternut, buttercup, spaghetti, Hubbard, Turks's Turban) (1)

Beans, Snap, Green Pod, or Golden Wax (12 pods)

Greens (collard, endive, escarole, kale, mustard, spinach, Swiss chard) (1 plant)

Horseradish Root (1 marketable root specimen harvested this year)

Vegetable Gardening Display (SF 50316)

(Open to youth in Vegetable Gardening A, Vegetable Gardening B, Vegetable Gardening C, Vegetable Gardening D)

Present an exhibit of the member's choice that focuses on some aspect of vegetable gardening which does not fit in the categories above. The exhibit may include, but isn't limited to, original works, objects, demonstrations, digital presentations, programs, websites, games, apps, performances, or posters which you have made. Choose whatever method best shows what you've learned. You must furnish any equipment you need for your exhibit. Internet service will not be provided for the exhibit. All exhibits must include something visual, such as a printed copy of a digital presentation, which will remain on display during the exhibition. Electronic equipment will only be used during your personal judging time and will not remain on display during the entire exhibit period.

Fruit Plate (SF 50317)

(Open to youth in Vegetable Gardening A, Vegetable Gardening B, Vegetable Gardening C, and Vegetable Gardening D)

1. Exhibit must include 2 single fruit plates. (Exhibitor will furnish the disposable plates.)
2. Number of fruits on plates must conform to plate list below.
3. Only one variety on each plate.
4. An exhibitor cannot show two plates of the same type fruit. (i.e.: Cannot exhibit Gala & Jonathan Apples, Mazzard & Gisela Cherries, etc.)

Fruit Plate List

Fruit will be judged using the same general criteria used for vegetables. Fruit will be judged for the stage of maturity normal for that season and growing location. Emphasis will be placed on how well fruit approaches market quality. When selecting fruits for exhibition, keep in mind that the judge will evaluate them on the basis of cleanliness, uniformity, condition, quality, and trueness to variety. *(Lists are provided by UI Extension Horticulturists; Items are listed according to the correct definition of fruit varieties at <https://web.extension.illinois.edu/fruit/>)*

Strawberries (Everbearers) – 1 pint

Grapes – 2 bunches

Apples – 5

Pears – 5

Wild Plums – 1 pint

Other Small Fruit or Berries (Do not duplicate entries from the above fruits) – 1 pint

Other Fruits or Nuts (Do not duplicate entries from the above fruits) – 5

Vegetable Gardening Ready4Life Challenge (SF 50318)

Open to 11- to 18-year-olds enrolled in any Vegetable Gardening project.

Exhibits in this category must include the following: a) a physical representation of the career or business product such as a model, prototype or display/portfolio that includes images of accomplished work; b) verbal or written explanations that demonstrate knowledge of the related career or business fields, potential careers, and the appropriate requirements for achievement in those fields. The judging criteria for this class values thoroughness of career and/or business exploration and pursuit above the workmanship of the physical specimen on display.

INTERCULTURAL

Each county may submit 1 individual entry from 50233; 1 individual entry from 50234; 1 individual entry from 50236; 1 club entry from 50235. **Due to space restrictions, exhibits are limited to 2' 6" wide and 15" deep.**

Passport to the World, Individual (SF 50233)

Prepare a display illustrating what you have learned about a country's or U.S. region's geography, economy, agriculture, people, language, housing, culture, music, crafts, clothing, holidays, or other aspect. Exhibit should be educational in nature and should not promote one's beliefs over another person's beliefs. The exhibit may include, but isn't limited to, original works, objects, demonstrations, digital presentations, programs, websites, games, apps, performances, or posters which you have made. Choose whatever method best shows what you've learned. You must furnish any equipment you need for your exhibit. Internet service will not be provided for the exhibit. All exhibits must include something visual, such as a printed copy of a digital presentation, which will remain on display during the exhibition. Electronic equipment will only be used during your personal judging time and will not remain on display during the entire exhibit period. Include the project manual with completed sections that pertain to the exhibit information. Due to space restrictions, exhibits are limited to 2' 6" wide and 15" deep.

Diversity & Cultural Awareness (SF 50234)

Create a display or binder portfolio that illustrates the results of a minimum of three (3) completed activities from the project book. Due to space restrictions, exhibits are limited to 2' 6" wide and 15" deep.

Intercultural Ready4Life Challenge (SF 50236)

Open to 11- to 18-year-olds enrolled in any Intercultural project.

Exhibits in this category must include the following: a) a physical representation of the career or business product such as a model, prototype or display/portfolio that includes images of accomplished work; b) verbal or written explanations that demonstrate knowledge of the related career or business fields, potential careers, and the appropriate

requirements for achievement in those fields. The judging criteria for this class values thoroughness of career and/or business exploration and pursuit above the workmanship of the physical specimen on display.

Intercultural, Club, Includes *Passport to the World, Diversity & Cultural Awareness, and Latino Cultural Arts Projects* (SF 50235)

Exhibit a display illustrating the steps that the club has completed on the project selected for the year. Include a written outline or report of accomplishments and future goals. The exhibit may include, but isn't limited to, original works, objects, demonstrations, digital presentations, programs, websites, games, apps, performances, or posters which you have made. Choose whatever method best shows what the club members have learned. You must furnish any equipment you need for your exhibit. Internet service will not be provided for the exhibit. All exhibits must include something visual, such as a printed copy of a digital presentation, which will remain on display during the exhibition. Electronic equipment will only be used during your personal judging time and will not remain on display during the entire exhibit period. The display must be accompanied by 3 or more club exhibitors at the time of the judge's critique. Club members should make a 5- to 10-minute presentation to the judge. All club members present for the judge's critique should be able to discuss the project and answer questions. Only club members present for judging who participate in the actual critique and presentation are eligible for ribbons and premiums. Due to space restrictions, exhibits are limited to 2' 6" wide and 15" deep.

INTERIOR DESIGN

Each county may submit 2 entries total from 50242, 50243, 50244, 50245; and 1 entry from 50247.

Design Decisions, Beginning (SF 50242)

Any exhibit must have been created or redesigned by the exhibitor as part of their current Interior Design 4-H project. Exhibitors should be knowledgeable about various aspects of the project. Exhibits could include items such as, but not limited to, comparison studies of different products or techniques; made accessories, wall-hangings, window coverings, or furniture items; refinished or redesigned furniture; or a plan to solve some type of interior design problem. Exhibit should be appropriate to the exhibitor's age, skills, and ability in this project.

Design Decisions, Intermediate (SF 50243)

Any exhibit must have been created or redesigned by the exhibitor as part of their current Interior Design 4-H project. Exhibitors should be knowledgeable about various aspects of the project. Exhibits could include items such as, but not limited to, comparison studies of different products or techniques; made accessories, wall-hangings, window coverings, or furniture items; refinished or redesigned furniture; or a plan to solve some type of interior design problem. Exhibit should be appropriate to the exhibitor's age, skills, and ability in this project.

Design Decisions, Advanced (SF 50244)

Any exhibit must have been created or redesigned by the exhibitor as part of their current Interior Design 4-H project. Exhibitors should be knowledgeable about various aspects of the project. Exhibits could include items such as, but not limited to, comparison studies of different products or techniques; made accessories, wall-hangings, window coverings, or furniture items; refinished or redesigned furniture; or a plan to solve some type of interior design problem. Exhibit should be appropriate to the exhibitor's age, skills, and ability in this project.

Interior Design Innovation Class (SF 50245) Open to enrolled in Interior Design.

Demonstrate the skills and knowledge you have gained through the Interior Design project. The exhibit may include, but isn't limited to, original works, objects, demonstrations, digital presentations, programs, websites, games, apps, performances, or posters which you have made. Choose whatever method best shows what you've learned. Your exhibit should not fit in the other exhibit options for this project. You must furnish any equipment you need for your exhibit. Internet service will not be provided for the exhibit. All exhibits must include something visual, such as a printed copy of

a digital presentation, which will remain on display during the exhibition. Electronic equipment will only be used during your personal judging time and will not remain on display during the entire exhibit period.

Interior Design Ready4Life Challenge (SF 50247) Open to 11- to 18-year-olds enrolled in the Interior Design project.

Exhibits in this category must include the following: a) a physical representation of the career or business product such as a model, prototype or display/portfolio that includes images of accomplished work; b) verbal or written explanations that demonstrate knowledge of the related career or business fields, potential careers, and the appropriate requirements for achievement in those fields. The judging criteria for this class values thoroughness of career and/or business exploration and pursuit above the workmanship of the physical specimen on display.

LEADERSHIP

Each county may submit 3 entries total from 50249, 50250, 50251, 50252; 2 entries from 50254; 1 entry from 50255.

Leadership 1 (SF 50249)

Create a binder portfolio with a minimum of four (4) completed activities each year from the areas noted below. Build upon your previous year's work. Photocopies or original pages of the completed activities from the book should be included in the portfolio.

- **First Year** – One activity from each of the following sections: Understanding Self; Communication; and Getting Along with Others, plus one activity of exhibitor's choice from the manual.
- **Second-Year** – One activity from each of the following sections: Getting Along with Others; Learning to Learn, and Making Decisions, plus one activity of exhibitor's choice from the manual.
- **Third Year** – One activity from each of the following sections: Making Decisions; Managing, and Working with Groups, plus one activity of exhibitor's choice from the manual.

Leadership 2 (SF 50250)

Building upon your previous work, continue adding to your binder portfolio with a minimum of four (4) completed activities each year from the areas noted below. Photocopies or original pages of the completed activities from the book should be included in the portfolio.

- **First Year** – One activity from each of the following sections: Understanding Self; Communication; and Getting Along with Others, plus one activity of exhibitor's choice from the manual.
- **Second Year** – One activity from each of the following sections: Getting Along with Others; Learning to Learn, and Making Decisions, plus one activity of exhibitor's choice from the manual.
- **Third Year** – One activity from each of the following sections: Making Decisions; Managing, and Working with Groups, plus one activity of exhibitor's choice from the manual.

Leadership 3 (SF 50251)

Building upon your previous work, continue adding to your binder portfolio with a minimum of four (4) completed activities each year from the areas noted below. Photocopies or original pages of the completed activities from the book should be included in the portfolio.

- **First Year** – One activity from each of the following sections: Understanding Self; Communication; and Getting Along with Others, plus one activity of exhibitor's choice from the manual.
- **Second-Year** – One activity from each of the following sections: Getting Along with Others; Learning to Learn, and Making Decisions, plus one activity of exhibitor's choice from the manual.
- **Third Year** – One activity from each of the following sections: Making Decisions; Managing, and Working with Groups, plus one activity of exhibitor's choice from the manual.

Leadership Innovation Class (SF 50252)

Open to youth enrolled in Leadership 1, 2, or 3.

Demonstrate the skills and knowledge you have gained through the Leadership project. **Your exhibit should not fit in the other exhibit options for this project.** The exhibit may include, but isn't limited to, original works, objects,

demonstrations, digital presentations, programs, websites, games, apps, performances, or posters which you have made. Choose whatever method best shows what you've learned. You must furnish any equipment you need for your exhibit. Internet service will not be provided for the exhibit. All exhibits must include something visual, such as a printed copy of a digital presentation, which will remain on display during the exhibition. Electronic equipment will only be used during your personal judging time and will not remain on display during the entire exhibit period.

Leadership Ready4Life Challenge (SF 50255)

Open to 11- to 18-year-olds enrolled in any Leadership project.

Exhibits in this category must include the following: a) a physical representation of the career or business product such as a model, prototype or display/portfolio that includes images of accomplished work; b) verbal or written explanations that demonstrate knowledge of the related career or business fields, potential careers, and the appropriate requirements for achievement in those fields. The judging criteria for this class values thoroughness of career and/or business exploration and pursuit above the workmanship of the physical specimen on display.

Leadership Group Exhibit (SF 50254)

Open to clubs and groups whose members are enrolled in any Leadership project

Exhibit a display illustrating how your group has used the Teens As Leaders model effectively in your club, community, school, or state. Leadership activities might include planning, advising, promoting, mentoring, teaching or advocating for change. The exhibit may include, but isn't limited to, original works, objects, demonstrations, digital presentations, programs, websites, games, apps, performances, or posters which you have made. Choose whatever method best shows what you've learned. You must furnish any equipment you need for your exhibit. Internet service will not be provided for the exhibit. All exhibits must include something visual, such as a printed copy of a digital presentation, which will remain on display during the exhibition. Electronic equipment will only be used during your personal judging time and will not remain on display during the entire exhibit period. The display must be accompanied by 3 or more 4-H members at the time of the judge's critique. Club members should make a 5- to 10-minute presentation to the judge. All club members present for the judge's critique should be able to discuss the project and answer questions. Only club members present for judging who participate in the actual critique and presentation are eligible for ribbons and premiums. Due to space limitations, exhibits are limited to 2'6" wide and 15" deep.

MAKER

Each county may submit 3 entries total from 50400.

Exhibits in this category are designed to be multi-disciplinary in nature, innovative, and must not fit into any other exhibit category. To qualify for this category, your project **MUST** abide by the following guidelines:

- Exhibitors must complete the DIY Make & Build Curriculum, and answer all the questions at the end of each lesson. You must display (or upload if virtual) your answers to these questions, as well as your Maker Log from the DIY Make and Build curriculum.
- Exhibits must be an object or device that has an intended purpose and uses technology in either a mechanical way, digital (computer) way, or combination of the two. Your device or object **cannot** be one of the included activities in the DIY Make and Build Curriculum.
- The device must be something that can be used in everyday life by multiple people (a target audience), and **MUST** be manufactured/built by the exhibitor (If not fully manufactured by the exhibitor, the device **MUST** be modified structurally or be reprogrammed to perform a different function other than what it was designed to do).
- Exhibits **MUST** be able to interact with the outside world. (e.g. an on off switch, input sensors, feedback, etc.)
- Exhibits **MUST** include a detailed build log with instructions on how to make or build the exhibit **AND** contain either a 3D rendering or detailed and labeled sketches of the device/product.

- All parts and software used in the design/build MUST be listed in a detailed Bill of Materials including cost per item and total cost. Total time spent on the build must be documented in your build log.

In addition, exhibitors are HIGHLY encouraged to use tools such as 3-D printers, laser cutters, routers and/or other hand/power tools to help in the manufacturing process (**NOTE: Simply 3-D printing or laser cutting an object without the other specifications does not qualify as a Maker Project**). It is also HIGHLY encouraged that exhibits use Open Source software and/or hardware in the build.

NATURE: NATURAL RESOURCES AND OUTDOOR ADVENTURES

Each county may submit 3 entries from 50256, 50257, 50258, 50259, 50278; 1 entry from 50267.

Electricity and water are NOT available for these displays. **NO live animals or reptiles are permitted in these exhibits.**

Natural Resources 1 (SF 50256)

Exhibit any item developed from the project book, *Step Into Nature*.

Natural Resources 2 (SF 50257)

Exhibit any item developed from the project book, *Explore the Natural World*.

Natural Resources 3 (SF 50258)

Exhibit any item developed from the project book, *Blaze the Trail*.

Outdoor Adventures 1: (SF 50259)

Exhibit a display illustrating an activity completed from the project manual.

Outdoor Adventures 2 (SF 50259)

Exhibit a display illustrating an activity completed from the project manual.

Outdoor Adventures 3 (SF 50259)

Exhibit a display illustrating an activity completed from the project manual.

Natural Resources or Outdoor Adventures Innovation Class (SF 50278)

Open to youth enrolled in any Natural Resources or Outdoor Adventures project.

Demonstrate the skills and knowledge you have gained through your Natural Resources or Outdoor Adventures project. Exhibit may be the result of knowledge gained from project manuals; independent study, interaction with natural resource, or conservation professionals. The exhibit may include, but isn't limited to, original works, objects, demonstrations, digital presentations, programs, websites, games, apps, performances, or posters which you have made. Choose whatever method best shows what you've learned. Your exhibit should not fit in the other exhibit options for this project. You must furnish any equipment you need for your exhibit. Internet service will not be provided for the exhibit. All exhibits must include something visual, such as a printed copy of a digital presentation, which will remain on display during the exhibition. Electronic equipment will only be used during your personal judging time and will not remain on display during the entire exhibit period.

Natural Resources Ready4Life Challenge (SF 50267)

Open to 11- to 18-year-olds enrolled in any Natural Resources and Outdoor Adventures project.

Exhibits in this category must include the following: a) a physical representation of the career or business product such as a model, prototype, or display/portfolio that includes images of accomplished work; b) verbal or written explanations that demonstrate knowledge of the related career or business fields, potential careers, and the appropriate requirements for achievement in those fields. The judging criteria for this class values thoroughness of career and/or business exploration and pursuit above the workmanship of the physical specimen on display.

NATURE: FISHING AND WILDLIFE

Each county may submit 3 entries total from 50234, 50260, 50261, 50262, 50266, 50263, 50265; and 1 entry from 50291.

Sportsfishing 1 (SF 50260)

Exhibit a product or display made to complete an activity in the *Take the Bait* project manual. This could include, but is not limited to, displays on different types of fishing tackle, identifying different baits and their uses (no actual bait, please) or identifying the anatomy of a fish. For safety reasons, lures must be placed in a plastic case.

Sportsfishing 2 (SF 50261)

Exhibit a product or display made to complete an activity in the *Reel in the Fun* project manual. This could include, but is not limited to, displays on: different types of knots or rigs and their use; a collection of fishing lures, labeled with their use; or information on preparing and cooking fish (not recipes). For safety reasons, lures must be placed in a plastic case.

Sportsfishing 3 (SF 50262)

Exhibit a product or display made to complete an activity in the *Cast into the Future* project manual. This could include, but is not limited to, displays on: making artificial flies and lures; researching effects of water temperature; sportsfishing careers; or identifying insects that fish eat. For safety reasons, lures must be placed in a plastic case.

Wildlife 1 (SF 50266)

Exhibit any activity developed from the project manual. Be able to explain the importance of and concept behind the exhibit.

Wildlife 2 (SF 50263)

Exhibit any activity developed from the project manual. (Ex. Create a display of the life history of an animal.) Within the exhibit, explain the importance of and concept behind the exhibit.

Wildlife 3 (SF 50265)

Exhibit any activity developed from the project manual. Be able to explain the importance of and concept behind the exhibit.

Fish and Wildlife Class (SF 50264)

Open to youth enrolled in any Sportfishing or Wildlife project.

Demonstrate the skills and knowledge you have gained through your Sportfishing or Wildlife project. Exhibit may be the result of knowledge gained from project manuals; independent study, interaction with natural resource or conservation professionals. The exhibit may include, but isn't limited to, original works, objects, demonstrations, digital presentations, programs, websites, games, apps, performances, or posters which you have made. Choose whatever method best shows what you've learned. Your exhibit should not fit in the other exhibit options for this project. You must furnish any equipment you need for your exhibit. Internet service will not be provided for the exhibit. All exhibits must include something visual, such as a printed copy of a digital presentation, which will remain on display during the exhibition. Electronic equipment will only be used during your personal judging time and will not remain on display during the entire exhibit period.

Fishing & Wildlife Ready4Life Challenge (SF 50291)

Open to 11- to 18-year-olds enrolled in any Fishing or Wildlife project.

Exhibits in this category must include the following: a) a physical representation of the career or business product such as a model, prototype, or display/portfolio that includes images of accomplished work; b) verbal or written explanations that demonstrate knowledge of the related career or business fields, potential careers, and the appropriate

requirements for achievement in those fields. The judging criteria for this class values thoroughness of career and/or business exploration and pursuit above the workmanship of the physical specimen on display.

Exploring Your Environment 1 (not eligible for state fair)

Prepare a display or poster that illustrates an activity from the project manual. The display should demonstrate an understanding of natural and/or manmade environments, how humans affect the environment, or how the environment affects our lives. Include your project manual that documents activity recordkeeping, your answers to activity questions, and details personal thoughts and ideas.

Exploring Your Environment 2 (not eligible for state fair)

Prepare a display or poster that illustrates an activity from the project manual. The display should demonstrate an understanding of one of the following: stewardship of natural resources, investigating greenhouse effects on living organisms, methods of reducing or managing waste in your home or community, or calculating your ecological footprint. Include your project manual that documents activity recordkeeping, your answers to activity questions, and details personal thoughts and ideas.

PHOTOGRAPHY

Each county may submit 3 entries total from 50268, 50269, 50270, 50271, 50272; and 1 entry from 50274.

ALL photos in exhibits must have been taken by the exhibitor. Photo/Model releases from individuals pictured in the exhibitor's photographs are required unless the photograph is of a group in a public place where identification would not be an issue. The release can be obtained at: <https://4h.extension.illinois.edu/members/projects/photography>. Photos may be taken with a camera, an electronic tablet (i.e. iPad), or a cell phone.

ALL photos must be accompanied by details of the camera settings that include:

- Camera/device used
- Aperture (F-stop)
- Exposure time (shutter speed)
- ISO (film/sensor sensitivity)
- Lighting used (flash, artificial, sunlight, other)
- Lens Filters (Ultra-Violet, Polarizing, etc.) if used

Additional details required for Photo Editing ONLY:

- Photo editing software/application used (required for ALL edits and retouches except for cropping)
- Filters used (lens filters and or digital/software filters)

Members are allowed to shoot on a camera's automatic setting but should be able to find the metadata information on the photo to discuss the information above.

The exhibition size requirements for all photographs will be:

- Minimum image size: 5" x 7"
- Maximum image size: 8" x 10"
- Maximum exhibit size (including frame): 18" x 20"

All exhibitors must include unframed (taped to the back of the framed exhibit or attached to the project booklet) **original or un-edited** versions of either the same subject or the examples of the same technique that the framed image represents. This will assist the judge in understanding the choices made by the photographer to build the exhibited composition.

NOTE: Images taken with devices that apply an automatic filter will not be eligible for award.

Photography 1 (SF 50268)

Exhibit one framed photo which demonstrates your understanding of a technique you learned from your Photography 1 project manual. No photo editing is allowed in this class except cropping and red-eye removal. Be prepared to show the page in the manual of the technique you are demonstrating.

Photography 2 (SF 50269)

Exhibit one of the options listed below:

- Exhibit one framed 8" x 10" close-up photograph using the skills learned on page 62-63 (section: Bits and Pieces) of the project manual titled *Controlling the Image*. No photo editing is allowed in this class except cropping and red-eye removal; **OR**
- Exhibit one framed 8" x 10" photo which demonstrate your understanding of a technique you learned from your Photography 2 project manual. No photo editing is allowed in this class except cropping and red eye removal. Be prepared to show the page in the manual of the technique you are demonstrating.

Photography 3 (SF 50270)

Exhibit one of the options listed below:

- Exhibit one framed 8" x 10" still-life photo that demonstrates good composition, including color, form, texture, lighting and depth of field. No photo editing is allowed in this class except cropping and red eye removal; **OR**
- Exhibit one framed 8" x 10" photo which demonstrates your understanding of a technique you learned from your Photography 3 project manual. No photo editing is allowed in this class except cropping and red eye removal. Be prepared to show the page in the manual of the technique you are demonstrating.

Photo Editing (SF 50271)

Open to members in Photography 1, Photography 2, and Photography 3.

Exhibit one framed 8" x 10" photo that has been altered using digital photo-editing techniques (beyond cropping and red-eye reduction). Include a print of the original photo(s), taped to the back of the photo frame. Photos in which an automatic filter was applied at the time the photograph was taken will not be eligible for award.

Photography Innovation Class: (SF 50272)

Open to youth enrolled in Photography 1, 2, and 3.

Demonstrate the skills and knowledge you have gained through the Photography project. **Your exhibit should not fit in the other exhibit options for this project.** The exhibit may include, but isn't limited to, original works, objects, demonstrations, digital presentations, programs, websites, games, apps, performances, or posters which you have made. Choose whatever method best shows what you've learned. You must furnish any equipment you need for your exhibit. Internet service will not be provided for the exhibit. Electronic equipment will only be used during your personal judging time and will not remain on display during the entire exhibit period. All exhibits must include one framed photo illustrative of the work you are presenting.

Photography Ready4Life Challenge (SF 50274)

Open to 11- to 18-year-olds enrolled in any Photography project

Exhibits in this category must include the following: a) a physical representation of the career or business product such as a model, prototype or display/portfolio that includes images of accomplished work; b) verbal or written explanations that demonstrate knowledge of the related career or business fields, potential careers, and the appropriate requirements for achievement in those fields. The judging criteria for this class values thoroughness of career and/or business exploration and pursuit above the workmanship of the physical specimen on display.

PLANTS & SOILS

Each county may submit 3 entries total from 50280.

Cover Crops (SF 50280)

Exhibit an experimental or educational activity related to one experience from your project; **OR** prepare a display focusing on any activity related to the cover crops project. This could be related, but not limited, to plant growth & development, cover crop benefits, land management, sustainability, or other topics of interest to the member related to cover crops. A cover crop might include any plant that is sown in between primary production crops for the benefit of overall farm health rather than crop yield (examples: pennycress, clover, radish, annual ryegrass, etc.). The exhibit may include, but isn't limited to, original works, objects, demonstrations, digital presentations, programs, websites, games, apps, performances, or posters which you have made. Choose whatever method best shows what you've learned. You must furnish any equipment you need for your exhibit. Internet service will not be provided for the exhibit. All exhibits must include something visual, such as a printed copy of a digital presentation, which will remain on display during the exhibition. Electronic equipment will only be used during your personal judging time and will not remain on display during the entire exhibit period.

Plants & Soils 1 (not eligible for state fair)

Prepare a display or poster that illustrates an activity from the project manual. The display should demonstrate an understanding of environmental and internal factors that affect plant growth and the function and characteristics of soil. Include your project journal that documents activity recordkeeping requirements, answers activity questions, and details personal thoughts and ideas.

Plants & Soils 2 (not eligible for state fair)

Prepare a display or poster that illustrates an activity from the project manual. The display should demonstrate an understanding of the composition of plants, the functions of individual plant parts, plant life cycles, and the many ways plants reproduce. Include your project journal that documents activity recordkeeping, answers activity questions, and details personal thoughts and ideas.

Plants & Soils 3 (not eligible for state fair)

Prepare a display or poster that illustrates an activity from the project manual. The display should demonstrate an understanding of the relationship between soil and other cycles found in nature. Displays should also provide an example of a leadership or service-learning experience focused on environmental stewardship. Include your project journal that documents activity recordkeeping requirements, answers activity questions, and details personal thoughts and ideas.

Plants & Soils Ready4Life Challenge (not eligible for state fair)

Open to 11- to 18-year-olds enrolled in any Plants & Soils project.

Exhibits in this category must include the following: a) a physical representation of the career or business product such as a model, prototype, or display/portfolio that includes images of accomplished work; b) verbal or written explanations that demonstrate knowledge of the related career or business fields, potential careers, and the appropriate requirements for achievement in those fields. The judging criteria for this class values thoroughness of career and/or business exploration and pursuit above the workmanship of the physical specimen on display.

POULTRY

For youth enrolled in Poultry

State and County Livestock Health Requirements for State and County Fair Exhibition:

State: <https://www2.illinois.gov/sites/agr/Animals/AnimalHealth/Documents/2022%20Illinois%20State%20Fair%20Health%20Requirements.pdf>

County: <https://www2.illinois.gov/sites/agr/Animals/AnimalHealth/Documents/2022%20County%20Fair%20Exhibition%20Health%20Requirements.pdf>

AMERICAN & ENGLISH – *Common breeds may include - Plymouth Rocks, Rhode Island Reds, New Hampshire Reds, Chanteclers, Dominiques, Delawares, Jersey Giants, Wyandottes, Sussex, Orpingtons, Australorps, Dorkings, Red Caps, Cornish (NOT Cornish Hybrids), etc.*

- 01 Cockerel
- 02 Pullet
- 03 Breeder Pair (1 year of age or older)
- 04 Pen

CONTINENTAL & MEDITERRANEAN - *Common breeds may include - Polish, Houdans, Crevecours, Barnevelders, Welsummers, Marans, Favorelles, Hamburgs, Campines, Buttercups, Leghorns, Minorcas, Anconas, Andalusians, Spanish, Lakenvelders, Vorwerks, etc.*

- 05 Cockerel
- 06 Pullet
- 07 Breeder Pair (1 year of age or older)
- 08 Pen

ASIATIC & ALL OTHER CLASSES – *Common breeds may include - Cochins, Brahmas, Longshans, Sultans, Sumatras, Cubalayas, Americanaunas, Aracaunas, Pheonix, Yokohamas, Malays, Asils, Shamas, large fowl Old English Game, large fowl Modern Game, Hybrids, or Crossbreds.*

- 09 Cockerel
- 10 Pullet
- 11 Breeder Pair (1 year of age or older)
- 12 Pen

BANTAM CLASSES - *Any bantam breed with any body type or comb type, purebred or crossbred.*

- 13 Bantams – Cockerel
- 14 Bantams – Pullets
- 15 Bantams – Breeder Pair (1 year of age or older)
- 16 Bantams – Pen

WATER FOWL CLASSES –

- 17 Female
- 18 Male
- 19 Breeder Pair (1 year of age or older)
- 20 Pen

GAME BIRD CLASSES – *Common birds - Pheasants, quail, chukars, partridges, turkeys, guineas, etc.*

- 21 Female
- 22 Male
- 23 Breeder Pair (1 year of age or older)
- 24 Pen

EXOTIC CLASSES – *Common birds - Peafowl, etc.*

- 25 Female
- 26 Male
- 27 Breeder Pair (1 year of age or older)
- 28 Pen

SHOWMANSHIP –

- 29 Junior Showmanship (8 – 10 years old)
- 30 Intermediate Showmanship (11 – 13 years old)
- 31 Senior Showmanship (14 years & over)

RABBITS

For youth enrolled in Rabbits

State and County Livestock Health Requirements for State and County Fair Exhibition:

State: <https://www2.illinois.gov/sites/agr/Animals/AnimalHealth/Documents/2022%20Illinois%20State%20Fair%20Health%20Requirements.pdf>

County: <https://www2.illinois.gov/sites/agr/Animals/AnimalHealth/Documents/2022%20County%20Fair%20Exhibition%20Health%20Requirements.pdf>

SPECIFIC RULES AND REGULATIONS

1. Read general livestock and rabbit rules and health regulations thoroughly.
2. Superintendents are responsible for directing the show set-up.
3. Animal in 4-H'er's possession by – May 1, except single fryer – June 24.
4. Each 4-H'er may show a maximum of 14 rabbits. However, 4-H'ers may exhibit no more than two entries per class.
5. Each 4-H'er may exhibit up to two breeds of rabbits in each age division (only one premium will be paid).
6. Any rabbit not exhibiting predominant breed markings and characteristics will show in the crossbred class.
7. A single fryer maybe a buck or a doe not over 10 weeks of age and a weight limit of 3 to 5½ pounds. All single fryers will show in the single fryer class.
8. Either a roaster or fryer class is eligible to sell in the livestock auction.
9. It is permissible to bring small accessories to cool animals such as portable fans or icepacks.
10. Banners will be presented to the Best Fancy Breed, Best Commercial Breed, Best of Show, Reserve Best of Show, and Grand & Reserve Grand Fryer and Roaster rabbits.

FANCY RABBIT

Senior – 6 months of age and over

Junior – under 6 months of age

01 – Sr. Buck

03 – Jr. Buck

02 – Sr. Doe

04 – Jr. Doe

COMMERCIAL RABBIT –

Senior – Over 8 months of age

Intermediate- 6-8 Months of age

Juniors – Under 6 months of age

05 – Sr. Buck

09 – Jr. Buck

06 – Sr. Doe

10 – Jr. Doe

07 – Intermediate Buck

08 – Intermediate Doe

FRYER CLASS - (8-10 weeks of age and a weight limit of 3 to 5½ pounds)

Single Fryer – (EXHIBIT ELIGIBLE TO SELL IN LIVESTOCK AUCTION)

ROASTER CLASS- (Under 6 Months, 6-8lbs)
(EXHIBIT ELIGIBLE TO SELL IN LIVESTOCK AUCTION)

SHOWMANSHIP

Junior Showmanship (8 – 10 years old)

Intermediate Showmanship (11 – 13 years old)

Senior Showmanship (14 years & over)

ROBOTICS

Each county may submit 3 entries total from 50285, 50286, 50288, 50289, 50292; and 1 from 50293.

NOTE: If applicable for their class and display, exhibitors must bring their own computers for demonstration purposes; computers will not be provided. Internet access will not be available.

- Exhibits in classes Robotics 1: Beginning, 50285, and 50286 are designed to be used with LEGO Mindstorms (NXT or EV3).
- Any other programmable robot kit such as Arduino or Raspberry Pi, should be exhibited in Robotics Innovation/Open Source Class (50292).

Robotics 1: Beginning: (not eligible for state fair)

Exhibitors should complete Activities 1-6 in the Robotics 1 with EV3 project book. Exhibitors will design, build and program a robot that can autonomously follow a predetermined path that changes direction at least 4 times during a single run. They will bring their project book, their program code (on laptop or on paper), and a single page write up to share what they learned about the engineering design process and programming.

Robotics 1: Intermediate: (SF 50285)

Exhibitors should complete Activities 7-12 in the Robotics 1 with EV3 project book. Exhibitors will design, build and program a robot that uses at least one sensor to autonomously follow a path, respond to and/or avoid obstacles. Exhibitors in this class must use at least one sensor in their robot design. They will bring their project book, their program code (on laptop or on paper), and a short journal sharing what they learned about the engineering design process and programming throughout their work in the project and specifically while preparing the exhibit.

Robotics 2: (SF 50286)

Exhibitors should complete Activities 1-7 in the Robotics 2 EV3N More project book. Exhibitors will design, build and program a robot that uses sensors and programming to complete one of the challenges selected challenges from the 2022 4-H State Robotics Challenge (Eligible Challenges will be Marked in the Challenge Documents on the Illinois 4-H website). They will bring their project book, their program code (on laptop or on paper), and a short journal sharing changes they made to the robot and/or program along the way, and to describe their experience with completing the challenge.

Robotics Innovation Open Source Class (SF 50292)

Open to youth enrolled in Robotics 3, but may also include youth in Robotics 1 or 2 if the exhibits meets the guidelines.

Exhibit an original robot, either homemade or a kit that does not fall under Robotics 1 or 2 that can complete a task using MULTIPLE sensors. If a robot kit is used, then some parts of the robot must be built using other components such as wood, plastic, or metal. The robot can include any types of motors, pneumatics, or sensors. The Innovation class can also be used for LEGO Mindstorms or VEX kits where the exhibit does not fall under Robotics 1 or 2 exhibit option. Autonomous control of the robot may also be achieved using an “open source” platform such as Arduino or Raspberry Pi and can be programmed using a coding language that is publicly available. Exhibitors in Robotics Innovation/Open Source class must bring a detailed engineering notebook that describes how the exhibitor designed, built, and programmed the exhibit.

Junk Drawer Robotics

All exhibits should be original designs made with everyday objects and materials. Exhibits with purchased kits will not be accepted. Exhibitors are also required to bring their Junk Drawer Robotics Youth Robotics Notebook with the sections completed for the project they are exhibiting, including the sections leading up to the activity they are exhibiting. For example, if a youth is bringing Activity E from Junk Drawer Level 1, they should have robotics notebook sections A-E completed.

Junk Drawer Robotics 1 (not eligible for state fair)

Exhibit any item from the "To Make" activity from the Junk Drawer Robotics Level 1 Book. Be sure all robotics notebook sections within the module being exhibited are filled in.

Junk Drawer Robotics 2 (SF 50288)

Exhibit any item from the "To Make" activity from the Junk Drawer Robotics Level 2 Book. Be sure all robotics notebook sections within the module being exhibited are filled in.

Junk Drawer Robotics 3 (SF 50289)

Exhibit any item from the "To Make" activity from the Junk Drawer Robotics Level 3 Book. Be sure all robotics notebook sections within the module being exhibited are filled in.

Robotics Ready4Life Challenge (SF 50293)

Open to 11- to 18-year-olds enrolled in any Robotics project

Exhibits in this category must include the following: a) a physical representation of the career or business product such as a model, prototype or display/portfolio that includes images of accomplished work; b) verbal or written explanations that demonstrate knowledge of the related career or business fields, potential careers, and the appropriate requirements for achievement in those fields. The judging criteria for this class values thoroughness of career and/or business exploration and pursuit above the workmanship of the physical specimen on display.

SHEEP

State and County Livestock Health Requirements for State and County Fair Exhibition:

State: <https://www2.illinois.gov/sites/agr/Animals/AnimalHealth/Documents/2022%20Illinois%20State%20Fair%20Health%20Requirements.pdf>

County: <https://www2.illinois.gov/sites/agr/Animals/AnimalHealth/Documents/2022%20County%20Fair%20Exhibition%20Health%20Requirements.pdf>

Specific Rules

- 4-H'ers must comply with the Clark County 4-H Sheep Health regulations including having a Certified Veterinary Inspection issued within 90 days of the Clark County 4-H Fair
- All market lambs must be identified with a scrapie tag.
- Each 4-H'er in the breeding stock classes will be allowed to make two entries per age division.
- All 4-H'ers are responsible for setting up their own lambs in the market class, no helpers allowed. One

additional 4-H'er will be allowed to assist in the set-up in breeding sheep class.

- All breeds of grade or non-registered sheep will show together.
- A market lamb may be ewe or a wether and cannot show in the breeding class.
- All market lambs must be slick shorn within 5 days of the 4-H show.

Wool breeding classes - Animal in 4-Hers possession by May 1

- 01 Yearling Ewe, born after September 1, two years prior to show and before September 1, one year prior to show
- 02 Senior Ewe Lamb, born after September 1 and before December 31, previous year.
- 03 Junior Ewe Lamb, born after January 1, current year.
- 04 Pen of Two Lambs

Hair breeding classes - Animal in 4-Hers possession by May 1

- 05 Yearling Ewe, born after September 1, two years prior to show and before September 1, one year prior to show
- 06 Senior Ewe Lamb, born after September 1 and before December 31, previous year.
- 07 Junior Ewe Lamb, born after January 1, current year.
- 08 Pen of Two Lambs

Market lambs - Animal in 4-Hers possession by May 1

- 09 Single Market Wool Lamb, must be born on or after January 1 of the current year (**EXHIBIT ELIGIBLE TO SELL IN LIVESTOCK AUCTION**)
- 10 Single Market Hair Lamb, must be born on or after January 1 of the current year (**EXHIBIT ELIGIBLE TO SELL IN LIVESTOCK AUCTION**)
- 11 Pen of Two Wool Market Lambs
- 12 Pen of Two Hair Market Lambs

Showmanship

- 13 Jr. Showmanship (8 – 10 years old)
- 14 Intermediate Showmanship (11 – 13 years old)
- 15 Sr. Showmanship (14 years & over)

SHOOTING SPORTS

Each county may submit 2 entries total from 50380, 50381, 50382, 50383, 50384; and 1 from 50385.

Participants must be a member of an approved 4-H Shooting Sports Club to exhibit. All exhibits should be posters or stand-alone items suitable for display to the general public. Stand-alone items have the intent to enhance the discipline such as a quiver, gun case, gun sling, locking cabinet, gun or target stand, sporting clays equipment wagon, etc. Exhibits deemed to be inappropriate by a superintendent will not be displayed.

NOTE: Shooting Sports Displays have the following prohibitions:

- No live ammunition.
- No knives or arrow tips (including field points, hunting broadheads, etc.).

- No functional or non-functional bows, firearms, or firearm parts that could be reassembled are allowed.
- No humanoid-shaped targets or reference to paintball, laser tag, airsoft, or pointing of any type of firearm or bow toward another person is allowed.
- No display involving primarily tactical design firearms (i.e. AR platform or military-type firearms).
- No reference or use of the word “weapon” should be used in a display.
- Make sure there are no safety violations in your display. (Example: no earplugs or safety glasses in a picture of a person shooting a firearm.).

Shooting Sports: Archery Display (SF 50380)

Exhibit a poster or stand-alone display depicting safe archery handling, range safety, the parts of the bow, tracking the target, target sighting, or another topic you have learned through the 4-H Shooting Sports program.

Shooting Sports: Rifle Display (SF 50381)

Exhibit a poster or stand-alone display depicting safe firearm handling, range safety, the parts of the rifle, tracking the target, target sighting, or another topic you have learned through the 4-H Shooting Sports program.

Shooting Sports: Shotgun Display (SF 50382)

Exhibit a poster or stand-alone display depicting safe firearm handling, range safety, the parts of the shotgun, tracking the target, target sighting, or another topic you have learned through the 4-H Shooting Sports program.

Shooting Sports: Hunting & Outdoor Skills Display (SF 50383)

Exhibit a poster or stand-alone display related to something you learned in the Hunting & Outdoor Skills project.

Shooting Sports: Pistol Display (SF 50384)

Exhibit a poster or stand-alone display depicting safe firearm handling, range safety, the parts of the pistol, tracking the target, target sighting, or another topic you have learned through the 4-H Shooting Sports program.

Shooting Sports Ready4Life Challenge (SF 50385)

Open to 11- to 18-year-olds enrolled in any Shooting Sports project.

Exhibits in this category must include the following: a) a physical representation of the career or business product such as a model, prototype or display/portfolio that includes images of accomplished work; b) verbal or written explanations that demonstrate knowledge of the related career or business fields, potential careers, and the appropriate requirements for achievement in those fields. The judging criteria for this class values thoroughness of career and/or business exploration and pursuit above the workmanship of the physical specimen on display.

SMALL ENGINES

Each county may submit 1 entry total for 50294; and 1 entry for 50297.

Small Engine displays must be no larger than 4' x 4' display board. Exhibits must be portable. No complete engines, lawn tractors, tillers, chainsaws, etc. are permitted for display. No electrical power is available for displays/exhibits.

Small Engines 1 (SF 50294)

Exhibit a display, selecting one of the following items:

- **Ignition System:** Identify the parts of the ignition system and explain how magnetic energy is produced through the ignition system to ignite the spark plug; **OR**
- **Compression System:** Explain how heat energy is produced by an engine and converted into mechanical energy; **OR**
- **Heat Transfer:** Explain how heat is transferred through the cooling and lubrication system of an air-cooled or water-cooled engine; **OR**
- **Filter Maintenance:** Explain the proper maintenance and cleaning of the air, fuel and oil filters of an engine; **OR**
- **What does a serial number reveal?:** Explain the various information that can be learned from the serial number or identification number stamped on the shroud of a Briggs & Stratton engine; **OR**
- **Tools to do the job:** Identify and explain the function(s) of different specialty tools needed for small engine work; **OR**
- **Experimentation:** Explain through illustration an experiment you conducted from the project manual showing the results of your work.

Small Engines 2 (SF 50294)

Exhibit a display, selecting one of the following items:

- **Ignition System:** Identify the parts of the ignition system and explain how magnetic energy is produced through the ignition system to ignite the spark plug; **OR**
- **Compression System:** Explain how heat energy is produced by an engine and converted into mechanical energy; **OR**
- **Heat Transfer:** Explain how heat is transferred through the cooling and lubrication system of an air-cooled or water-cooled engine; **OR**
- **Filter Maintenance:** Explain the proper maintenance and cleaning of the air, fuel and oil filters of an engine; **OR**
- **What does a serial number reveal?:** Explain the various information that can be learned from the serial number or identification number stamped on the shroud of a Briggs & Stratton engine; **OR**
- **Tools to do the job:** Identify and explain the function(s) of different specialty tools needed for small engine work; **OR**
- **Experimentation:** Explain through illustration an experiment you conducted from the project manual showing the results of your work.

Small Engines 3 (SF 50294)

Exhibit a display, selecting one of the following items:

- **Ignition System:** Identify the parts of the ignition system and explain how magnetic energy is produced through the ignition system to ignite the spark plug; **OR**
- **Compression System:** Explain how heat energy is produced by an engine and converted into mechanical energy; **OR**
- **Heat Transfer:** Explain how heat is transferred through the cooling and lubrication system of an air-cooled or water-cooled engine; **OR**
- **Filter Maintenance:** Explain the proper maintenance and cleaning of the air, fuel and oil filters of an

engine; **OR**

- **What does a serial number reveal?:** Explain the various information that can be learned from the serial number or identification number stamped on the shroud of a Briggs & Stratton engine; **OR**
- **Tools to do the job:** Identify and explain the function(s) of different specialty tools needed for small engine work; **OR**
- **Experimentation:** Explain through illustration an experiment you conducted from the project manual showing the results of your work.

Small Engines Ready4Life Challenge (SF 50297)

Open to 11- to 18-year-olds enrolled in any Small Engines project.

Exhibits in this category must include the following: a) a physical representation of the career or business product such as a model, prototype, or display/portfolio that includes images of accomplished work; b) verbal or written explanations that demonstrate knowledge of the related career or business fields, potential careers, and the appropriate requirements for achievement in those fields. The judging criteria for this class values thoroughness of career and/or business exploration and pursuit above the workmanship of the physical specimen on display.

SMALL PETS

For youth enrolled in Small Pets 1, Small Pets 2, Small Pets 3, or Guinea Pigs

Each county may submit 2 entries total from 50135; and 1 entry from 50137.

Animal Science Small Pets

Prepare a display focusing on any activity related to the small pets project. Demonstrate the skills and knowledge you have gained through the animal project you studied. The exhibit may include, but isn't limited to, original works, objects, demonstrations, digital presentations, programs, websites, games, apps, performances, or posters which you have made. Choose whatever method best shows what you've learned. You must furnish any equipment you need for your exhibit. Internet service will not be provided for the exhibit. All exhibits must include something visual, such as a printed copy of a digital presentation, which will remain on display during the exhibition. Electronic equipment will only be used during your personal judging time and will not remain on display during the entire exhibit period. Live animals are not permitted as exhibits in this area. For safety reasons, exhibits cannot include glass, syringes with needles or any other sharp objects.

Animal Science Guinea Pigs Display

Prepare a display focusing on any activity related to the guinea pigs project. Demonstrate the skills and knowledge you have gained through the animal project you studied. The exhibit may include, but isn't limited to, original works, objects, demonstrations, digital presentations, programs, websites, games, apps, performances, or posters which you have made. Choose whatever method best shows what you've learned. You must furnish any equipment you need for your exhibit. Internet service will not be provided for the exhibit. All exhibits must include something visual, such as a printed copy of a digital presentation, which will remain on display during the exhibition. Electronic equipment will only be used during your personal judging time and will not remain on display during the entire exhibit period. Live animals are not permitted as exhibits in this area. For safety reasons, exhibits cannot include glass, syringes with needles or any other sharp objects.

SWINE

State and County Livestock Health Requirements for State and County Fair Exhibition:

State: <https://www2.illinois.gov/sites/agr/Animals/AnimalHealth/Documents/2022%20Illinois%20State%20Fair%20Health%20Requirements.pdf>

County: <https://www2.illinois.gov/sites/agr/Animals/AnimalHealth/Documents/2022%20County%20Fair%20Exhibition%20Health%20Requirements.pdf>

Specific Rules/Regulations for Swine:

1. Superintendents are responsible for directing fair pen set-up. No pens are to be set-up before the appointed set-up time. **Superintendents will be responsible for all pen assignments.**
2. Pseudorabies - Pseudorabies testing (blood test) is not required for Illinois swine. However, all animals will need an official CVI (Certified Veterinary Inspection) void ninety (90) days after issuance.
3. Bedding is the responsibility of the 4-H exhibitor.
4. The same animal showing in a breeding class may not be shown in a market class.
5. The Breeding Swine gilt classes will be divided into Purebred and Crossbred division. A total of two Breeding gilts may be exhibited. Crossbred gilts will be weighed, and classes will be split by weight. Purebred gilts will be classified into breeds by the Superintendents. A minimum of three animals are required to have a breed specific class. Those breeds without a minimum of 3 will be placed in an AOB (al other Breeds) division. Purebred gilt classes will also be weighed, and classes will be split by breed then by weight. All 1st and second place gilts in their class are eligible to show for the top 5 Breeding gilt awards.
6. All market animals must have a pink USDA or electronic tag or an EID tag in their ear. Tags are available at the Clark Co. Extension Office.
7. (State Fair Premiere pigs after February 10). Premier pigs must be weighed before they are 35 days old and tattooed by Clark Co. Extension staff by April 15.
8. A pen of market animals can be made up of any two hogs shown in the market divisions. A Champion and Reserve Champion pen will be awarded.
9. All market swine shall have a 200-pound minimum to be eligible for Grand Champion market hog or pen.
10. All market swine classes will be shown by weight. There will be a Market gilt and Market Barrow divisions. There will also be a Purebred Market gilt and a Purebred Market Barrow division. A minimum of 3 animals are required for a breed to have a breed-specific class. Superintendents will classify all Purebred market swine into breed classes. Those breeds without a minimum of 3 will be placed in an AOB (All Other Breeds) division. At the conclusion of all Market Hog classes a top 5 Market Hogs will be awarded. The Champion

and Reserve Champion from each Crossbred Market Gilt, Purebred Market Gilt, Crossbred Market Barrow, and Purebred market Barrow division are eligible for the top 5 awards.

11. 4-H'ers exhibiting swine must help set up the swine barn at the designated time before the fair. Superintendents will assign **ALL** pens. Pens are to be cleaned out at the conclusion of the 4-H auction. **NO PENS ARE TO BE CLEANED DURING THE LIVESTOCK AUCTION – this causes too much noise in the auction arena during the auction, this will be enforced.**
12. At the conclusion of the 4-H Auction each 4-Her is responsible for coordinating the loading of their swine if it is going to market. Superintendents will be available to help with this process.

BREEDING SWINE (Animal in 4-Her's possession by – May 1)

- 01 Purebred Gilt
- 02 Crossbred Gilt

All breeding swine shown in purebred classes will be classified by the Superintendents. They will be shown by weight and split accordingly. A minimum of 3 animals per class is required to have their own breed division. Those breeds without a minimum of 3 will be placed in an AOB (All Other Breeds) division. Crossbred gilts will also be shown by weight. 1st and second place gilts from each class will be eligible to show for the top 5 Breeding Gilts.

MARKET SWINE (Animal in 4-Her's possession by – May 1)

**Market animals will be broken down into weight classes for both gilts and barrows at the 4-H Show.*

- 03 Single Market Gilt – **(EXHIBIT ELIGIBLE TO SELL IN LIVESTOCK AUCTION)**
- 04 Single Market Barrow – **(EXHIBIT ELIGIBLE TO SELL IN LIVESTOCK AUCTION)**
- 05 Carcass Swine Show (See following guidelines)

SHOWMANSHIP

- 06 Junior Showmanship (8 – 10 years of age)
- 07 Intermediate Showmanship (11 – 13 years of age)
- 08 Senior Showmanship (14 years of age & over)

CLARK COUNTY 4-H CARCASS SHOW

The owner of each animal is fully responsible for loading their project onto the trailer immediately following the conclusion of the show. Animals not loaded by the 4-H'er will not be participating in the Carcass Show.

1. A Clark County 4-H Carcass Class will be offered in the market barrow division of the Clark County 4-H Show.
2. Four or more entries will be required to offer the Pork Carcass Contest. Entries must be made before June 15.
3. Both purebred and crossbred pigs are eligible. Both barrows and gilts show in the market classes are eligible to be part of the Carcass show.
4. To be eligible for awards, carcasses must meet the following minimum standards:
 - A. Hot carcass weight of at least 170 pounds and maximum hot carcass weight of 250 pounds
 - B. Minimum 10th rib fat thickness of 0.50 in.
 - C. Minimum carcass length of 30.5 in.
 - D. Tenth rib fat depth, length, and loin eye area standards-based on carcass weight as follows:

HOT CARCASS WEIGHT

170-185 186-200 201-215 216 & OVER

Tenth rib fat depth, max.	.95	1.05	1.15	1.25
Loin eye area, min.	5.25	5.50	5.75	6.00

The loin muscle is evaluated for color, marbling, and firmness using a scoring system of 1-6. Loin muscle with scores of 1 or lower (pale) or 6 (dark) are disqualified; loin muscle marbling standards range from 1.0 to 10.0% (intramuscular fat). Loin muscle marbling scores of greater than 6.0 are disqualified. A three-point scale of assessing wetness and firmness of loin muscle will be utilized. (1 – soft, 2 – moist and firm, 3 – dry and very firm. Loin muscle with a score of 1 (very soft and very watery) will be disqualified.

THEATRE ARTS

Each county may submit 3 entries total for 50299, 50301, 50302; and 1 entry for 50304.

Theatre Arts 1 (SF 50299)

Exhibit one of the following items:

- Portfolio of acting activities completed during the current year (A video of performances is not considered a portfolio and will not be accepted for exhibit.); **OR**
- Display illustrating a drawing/photograph of a clown character created by the exhibitor; **OR**
- Display illustrating a picture story developed by the exhibitor.

Theatre Arts 3 (SF 50301)

Exhibit one of the following items:

- Portfolio of activities for set design; make-up; or sound, props, or costuming completed during the current year; **OR**
- Display that includes sound, props, and costume charts appropriate for a selected scene from a story or play (limited to no more than 8 items); **OR**
- Display a scenic design model to depict a scene from a script; **OR**
- Display illustrating a character with make-up drawn or colored in. Include a photograph of a person wearing the make-up and information on the character's personality or part in the play.

Theatre Arts Innovation Class (SF 50302)

Open to youth enrolled in Theatre Arts.

Demonstrate the skills and knowledge you have gained through Theatre Arts project. The exhibit may include, but isn't limited to, original works, objects, demonstrations, digital presentations, programs, websites, games, apps, performances, or posters which you have made. Choose whatever method best shows what you've learned. Your exhibit should not fit in the other exhibit options for this project. You must furnish any equipment you need for your exhibit. Internet service will not be provided for the exhibit. All exhibits must include something visual, such as a printed copy of a digital presentation, which will remain on display during the exhibition. Electronic equipment will only be used during your personal judging time and will not remain on display during the entire exhibit period.

Theatre Arts Ready4Life Challenge (SF 50304)

Open to 11- to 18-year-olds enrolled in any Theatre project

Exhibits in this category must include the following: a) a physical representation of the career or business product such as a model, prototype or display/portfolio that includes images of accomplished work; b) verbal or written explanations that demonstrate knowledge of the related career or business fields, potential careers, and

the appropriate requirements for achievement in those fields. The judging criteria for this class values thoroughness of career and/or business exploration and pursuit above the workmanship of the physical specimen on display.

TRACTOR

Each county may submit 2 entries total for 50306, 50307, 50308, 50309, 50310; and 1 entry for 50312.

Tractor A (SF 50306)

Exhibit a display or poster that illustrates one of the following topics: tractor safety; care and maintenance; the tractor as a valuable farm machine; or an activity listed in the 4-H project manual.

Tractor B (SF 50307)

Exhibit a display or poster that illustrates one of the following topics: cause and prevention of rollovers; diagram how an air cleaner works; diagram and identify an engine cooling system; regulations for battery & oil disposal; or another activity listed in the 4-H project manual.

Tractor C (SF 50308)

Exhibit a display or poster that illustrates one of the following topics: wagon and bin hazards; diagram and identify open and closed hydraulic systems; mower types and safety features; conveyor types and safety features; or another activity listed in the 4-H project manual.

Tractor D (SF 50309)

Exhibit a display or poster that illustrates one of the following topics: method of winterizing a tractor; chemical uses and required safety equipment; parts and process of internal combustion engine; procedure for cleaning and flushing tractor radiator; or another activity.

Tractor Innovation Class (SF 50310)

Open to youth enrolled in Tractor A, B, C, or D.

Demonstrate the skills and knowledge you have gained through the Tractor project. This could be related to, but not limited to, advancements in technology, enhancements to crop production, or a topic of interest to the member related to tractors or farm machinery. The exhibit may include, but isn't limited to, original works, objects, demonstrations, digital presentations, programs, websites, games, apps, performances, or posters which you have made. Choose whatever method best shows what you've learned. Your exhibit should not fit in the other exhibit options for this project. You must furnish any equipment you need for your exhibit. Internet service will not be provided for the exhibit. All exhibits must include something visual, such as a printed copy of a digital presentation, which will remain on display during the exhibition. Electronic equipment will only be used during your personal judging time and will not remain on display during the entire exhibit period.

Tractor Ready4Life Challenge (SF 50312)

Open to 11- to 18-year-olds enrolled in any Tractor project

Exhibits in this category must include the following: a) a physical representation of the career or business product such as a model, prototype or display/portfolio that includes images of accomplished work; b) verbal or written explanations that demonstrate knowledge of the related career or business fields, potential careers, and

the appropriate requirements for achievement in those fields. The judging criteria for this class values thoroughness of career and/or business exploration and pursuit above the workmanship of the physical specimen on display.

VETERINARY SCIENCE

Each county may submit 1 entry total from 50320; and 1 entry from 50322.

Veterinary Science 1 (SF 50320)

Prepare a display focusing on any activity related to the veterinary science project. The exhibit may include, but isn't limited to, original works, objects, demonstrations, digital presentations, programs, websites, games, apps, performances, or posters which you have made. Choose whatever method best shows what you've learned. You must furnish any equipment you need for your exhibit. Internet service will not be provided for the exhibit. All exhibits must include something visual, such as a printed copy of a digital presentation, which will remain on display during the exhibition. Electronic equipment will only be used during your personal judging time and will not remain on display during the entire exhibit period. Live animals are not permitted as exhibits in this area. For safety reasons, exhibits cannot include glass, syringes with needles, or any other sharp objects.

Veterinary Science 2 (SF 50320)

Prepare a display focusing on any activity related to the veterinary science project. The exhibit may include, but isn't limited to, original works, objects, demonstrations, digital presentations, programs, websites, games, apps, performances, or posters which you have made. Choose whatever method best shows what you've learned. You must furnish any equipment you need for your exhibit. Internet service will not be provided for the exhibit. All exhibits must include something visual, such as a printed copy of a digital presentation, which will remain on display during the exhibition. Electronic equipment will only be used during your personal judging time and will not remain on display during the entire exhibit period. Live animals are not permitted as exhibits in this area. For safety reasons, exhibits cannot include glass, syringes with needles, or any other sharp objects.

Veterinary Science 3 (SF 50320)

Prepare a display focusing on any activity related to the veterinary science project. The exhibit may include, but isn't limited to, original works, objects, demonstrations, digital presentations, programs, websites, games, apps, performances, or posters which you have made. Choose whatever method best shows what you've learned. You must furnish any equipment you need for your exhibit. Internet service will not be provided for the exhibit. All exhibits must include something visual, such as a printed copy of a digital presentation, which will remain on display during the exhibition. Electronic equipment will only be used during your personal judging time and will not remain on display during the entire exhibit period. Live animals are not permitted as exhibits in this area. For safety reasons, exhibits cannot include glass, syringes with needles, or any other sharp objects.

Veterinary Science Ready4Life Challenge (SF 50322)

Open to 11- to 18-year-olds enrolled in any Veterinary Science project

Exhibits in this category must include the following: a) a physical representation of the career or business product such as a model, prototype, or display/portfolio that includes images of accomplished work; b) verbal or written explanations that demonstrate knowledge of the related career or business fields, potential careers, and the appropriate requirements for achievement in those fields. The judging criteria for this class values thoroughness of career and/or business exploration and pursuit above the workmanship of the physical

specimen on display.

VIDEO/FILMMAKING

Each county may submit 3 entries total from 50324, 50325, 50326, 50327, 50328; and 1 entry from 50330. Enrollment in the Video project is required to exhibit in the classes in this section.

All Exhibitors must bring their video to be judged on a USB flash drive and saved in .MP4 format. Exhibitors are encouraged to post their video on YouTube.com in advance of State Fair. Exhibitors may choose whether to make the video “public, unlisted” (someone must have the link to view it) or “private” (only people you choose may view it). This will allow fairgoers to view the exhibits on display. There will be monitors at the exhibit table for viewing videos so exhibitors will NOT need to bring a laptop or device for viewing.

Requirements that apply to ALL video classes:

Video submissions should be no longer than five (5) minutes in length (unless noted differently in class description). Videos are to be original and a result of the member’s current year’s work. Criteria for judging shall include (1) Evidence of storyline; (2) Use of camera angles; (3) Use of zooming techniques; and (4) Smoothness of scene changes. Image and sound quality will be considered in relation to equipment available to and used by exhibitor. All videos should comply with copyright regulations and display an image that is appropriate for 4-H audiences. No time or date should be imprinted on the video footage. All videos should include an opening title screen, as well as closing credits which include date of production, name of video exhibitor, and research sources if appropriate. **All Video/Filmmaking exhibitors must include a printed copy of materials which will remain on display.**

Commercial or Promotional Video (SF 50324)

Prepare a short video (30 seconds to 1 minute in length) that promotes an event, advertises a specific project/product, or is a public service announcement. The video should demonstrate skills in making and editing video.

Animated Video (SF 50325)

Video in this class should represent creative animation of original artwork created by the exhibitor and may include stop motion techniques. Media might include images created with graphics software or hand-drawn images.

Documentary (SF 50326)

Video in this class should represent a research-based investigation into a topic of choice. Video credits should list research sources and may include paper or electronically published materials, as well as interviews with experts or constituents related to the topic of investigation.

Short Story or Short Narrative (SF 50327)

Prepare a short video that tells a story. The video should demonstrate skills in making and editing video.

Video/Filmmaking Innovation Class (SF 50328)

Open to youth enrolled in Video/Filmmaking

Demonstrate the skills and knowledge you have gained through the Video project. **Your exhibit should not fit in the other exhibit options for this project.** The exhibit may include, but isn't limited to, original works, objects, demonstrations, digital presentations, programs, websites, games, apps, performances, or posters which you have made. Choose whatever method best shows what you've learned. You must furnish any equipment you need for your exhibit. Internet service will not be provided for the exhibit. All exhibits must include something visual, such as a printed copy of a digital presentation, which will remain on display during the exhibition. Electronic equipment will only be used during your personal judging time and will not remain on display during the entire exhibit period.

Video/Film Ready4Life Challenge (SF 50330)

Open to 11- to 18-year-olds enrolled in any Video/Film project.

Exhibits in this category must include the following: a) a physical representation of the career or business product such as a model, prototype, or display/portfolio that includes images of accomplished work; b) verbal or written explanations that demonstrate knowledge of the related career or business fields, potential careers, and the appropriate requirements for achievement in those fields. The judging criteria for this class values thoroughness of career and/or business exploration and pursuit above the workmanship of the physical specimen on display.

VISUAL ARTS

Each county may submit one entry from these projects:

- Food/Cake Decorating (1 total from 50332, 50333, 50334, 50335)
- Chalk/Carbon/Pigment on wood, metal or textiles (Division B) 50352
- Clay 50337
- Computer-Generated Art 50338
- Fiber 50339
- Fiber Non-Original Ages 8-10 Only 50350
- Glass/Plastic 50340
- Heritage Arts 50341
- Leather 50321
- Metal 50342
- Nature 50343
- Paper 50344
- Quilting – You Can Quilt 50331A
- Quilting – Quilting the Best Better 50331B
- Three-Dimensional Design/Mixed Media 50348
- Wood 50349
- Ready4Life 50351

Each county may submit two entries from:

- Chalk/Carbon/Pigment on canvas, paper or glass (Division A) 50336
- Scrapbooking (2 total from 50345, 50346, 50347)

Exhibitors must be enrolled in the Visual Arts project category in which they are exhibiting. Exhibitors are encouraged to date the project when it is made. All visual arts exhibits are evaluated using a visual arts rubric which takes into account the correct use of design elements; craftsmanship; and creativity.

Articles exhibited must be an original design created by the exhibitor (except in heritage arts which may follow a pattern AND Fiber-Non-Original Ages 8-10 ONLY). Copyrighted or trademarked designs are not acceptable; this includes Team or School logos. Kits and preformed molds are not considered original and are not acceptable in any Visual Arts Class. Combining parts of different patterns (pictures, photographs, images from the internet or a magazine) with the member's own ideas can result in an original design, but simply changing the color, pattern and/or size of a pattern does NOT make the design original. This also applies for ideas found on a site such as Pinterest. If you see something on Pinterest that you like, create something different using the concept, however, it MUST NOT look exactly like something the judge can search for and find on the internet. The exhibit must combine parts of different patterns and/or ideas with the concepts of the member, however changing the color or changing the size of the item or pattern used does NOT make it original. If you create a replica of what you see somewhere else, it is not your original design. If a photo, sketch, or other idea source was used, submit it with your entry, firmly attached to your exhibit. Be prepared to explain how and where you got the idea for this project.

Quilts entered in Visual Arts should ONLY be entered in the Quilting Project Area. Either You Can Quilt 50331A or quilting the Best Better 50331B. All work on the quilt MUST be completed by the 4-H member. You cannot exhibit a quilt that was quilted by someone else.

Members wishing to exhibit a quilt made from a pattern may enter it in Heritage Arts. Quilts exhibited in the Visual Arts – Heritage Arts area will be evaluated using a visual arts rubric which takes into account correct use of design elements; craftsmanship; and creativity. All work on the quilt **MUST** be completed by the 4-H member. You cannot exhibit a quilt that was quilted by someone else.

Visual Arts Food/Cake Decorating Beginning (SF 50332)

Exhibit one of the following:

- Exhibit four decorated cookies, using a minimum of four different techniques. Exhibit may use cookies OR cookie forms.
- Exhibit four decorated cupcakes, using a minimum of four different techniques. Exhibit may use cupcakes OR cupcake forms.
- Exhibit a single layer decorated cake, using a minimum of four different techniques. Exhibit may use cake OR cake form.

Visual Arts Food/Cake Decorating Intermediate (SF 50333)

Exhibit one of the following:

- Exhibit four decorated cookies, using a minimum of five Level 2 techniques. Exhibit may use cookies OR cookie forms.
- Exhibit four decorated cupcakes, using a minimum of five Level 2 techniques. Exhibit may use cupcakes OR cupcake forms.
- Exhibit a single layer or two-layer cakes, using a minimum of five Level 2 techniques. Exhibit may use cake OR cake forms.

Visual Arts Food/Cake Decorating Advanced (SF 50334)

- Exhibit a decorated, stacked, or multi-layer cake; or a tiered cake, using a minimum of four Level 3 techniques. Exhibit may use cake OR cake forms.

Visual Arts Food/Cake Decorating Master (SF 50335)

Exhibit to include a one-page written description of your project, including goals, plans, accomplishments, and evaluation of results. Include up to four pictures of your accomplishments **AND** exhibit an original design decorated cake using more than five techniques. Exhibit may use cake OR cake forms.

Visual Arts Chalk/Carbon/Pigment: Division A & B

Enter the division based on the type of material on which the art was created.

Division A: Canvas, Paper, Glass (SF 50336)

Any original artwork done with pencils, chalk, pens, ink, paint, charcoal, dyes, etc. on canvas, paper, or glass. This would include all painting, sketching, drawing, cartooning, original non-computer-generated graphics, printing, etc. Painted and/or glazed pre-formed ceramics and painted porcelain dolls are not eligible for State Fair exhibit. Drawings and paintings should be matted or framed under glass. (Exceptions: Oil and acrylic paintings do not require glass and are not required to be matted.) Watercolor, chalk, pen & ink, computer-generated art, etc. do require some protective covering. Gallery frames are acceptable. Canvas paintings that continue "over the edges" are acceptable without frames; however, the piece must still be prepared for hanging. Matted pieces without frames are acceptable, however, the piece must be prepared for hanging OR it must include a photo of the artwork being displayed in a non-hanging manner. There is no specific requirement for the type of mat used.

Division B: Wood, Metal, Textiles (SF 50352)

Any original artwork done with pencils, chalk, pens, ink, paint, charcoal, dyes, etc., on wood, metal, or textiles. Painted and/or glazed pre-formed ceramics and painted porcelain dolls are not eligible for State Fair exhibit. Any exhibits created as a piece of wall art must be prepared for hanging.

Visual Arts Clay (SF 50337)

Any original item made of clay; may be fired or unfired, hand-formed, or thrown on a wheel. Self-hardening clays are fine. Fire/oven-cured and cornstarch clay could be accepted. Items can include but are not limited to, clay statues, bowls, jewelry, etc. Pre-formed ceramics are not eligible for State Fair exhibit.

Visual Arts Computer-Generated Art (SF 50338)

Any original art created in any software package. Exhibit may not include scanned work, clip art, downloaded images from the internet, any imported image, or photographs. All pixels must be original. Photomosaics are NOT allowed. Exhibitors in this class (like all other classes in this sub-section) must be enrolled in Visual Arts; Computer project enrollment is not required. NOTE: Wood and metal exhibits created through the use of laser cutting programs/devices should be entered in this class. Plastic exhibits with an artistic focus created using a 3-D printer should be entered into this class. If the art created is designed to hang, then the entry should have some protective covering, such as a glass frame, and prepared for hanging. If the art is something that has been created with a laser cutting program/device and is NOT designed to hang, it does not require protective covering nor does it need to be prepared to hang.

Visual Arts Fiber (SF 50339)

Any original item made of fiber. Examples are fabric collage, soft sculpture, stitchery, weaving, embroidery, cross-stitch, wearable art, hooking, braiding, duct tape artistry, string art, and baskets. **Original** cross-stitched, knitted belong in this Fiber class. **Non-original** cross-stitched, knitted, crocheted items should be entered in Heritage Arts. Machine knitted items are not appropriate for this class.

Visual Arts Fiber Non-Original AGES 8-10 ONLY (SF 50350)

Any non-original item made of fiber. Examples are fabric collage, soft sculpture, stitchery, weaving, embroidery, cross-stitch, crocheting, knitting, weaving, hooking, and felting. Exhibitors may use a pattern and/or an idea generated from another source.

Visual Arts Glass/Plastic (SF 50340)

Any original item made of glass or plastic. Possible items to exhibit include stained glass, etched glass (original design), mosaics made of glass, glass beading, plastic jewelry (friendly plastic). Interlocking building block creations (i.e. LEGOS) are not suitable for State Fair entry. Stepping stones or wall hangings that include cement decorated with glass or plastic items are not suitable for this class.

Visual Arts Heritage Arts (SF 50341)

Exhibit an item of **traditional** art learned from another person or **from a pattern** (NO KITS may be entered in this class). Non-original cross-stitched, knitted and crocheted items by pattern fit in this class. ALL ORIGINAL cross-stitched, knitted and crocheted items should be exhibited in Fiber Arts; (machine knitted items ARE NOT acceptable for this class.) Other possibilities include needlepoint, counted cross-stitch, crewel, embroidery, cutwork, Hardanger embroidery (embroidery openwork), macramé, baskets, candles, pysanki (decorated eggs), leather, baskets (made using a traditional pattern), traditional handmade dolls with handmade costumes, soaps made using nature dyes also can be made using hand-made molds or broken into chunks for display or candles.

Exhibitors must also bring 1) the pattern or a copy of the pattern they used to create their traditional art; and 2) a description of the traditional origins of their art choice.

Visual Arts Leather (SF 50321)

Exhibit one of the following options using leather:

- **Leather Stamping:** Exhibit should utilize one or more stamping techniques – exhibit examples include items such as belt; coasters; bookmark; key chain; wrist bracelet.
- **Leather Carving or Tooling:** Exhibit should use simple swivel knife tooling techniques or may incorporate several swivel knife-tooling designs or patterns – exhibit examples include items such as belt; pictorial carving; key case.
- **Leather Lacing:** Exhibit to include stamping and/or carving techniques incorporated with lacing techniques – exhibit examples include items such as wallets; purses; etc.
- **Leather Stitching:** Exhibit may include stamping; carving and/or lacing techniques and should be a leather item or article of apparel, which incorporates hand-sewing and/or machine stitching techniques. Hand-sewing and/or machine stitching must be the work of the exhibitor.

Visual Arts Metal (SF 50342)

Any original item made of metal such as sculpture, tin punch, engraved metal, and jewelry. Items intended for

industrial use (as tools and/or shop items) are not considered part of this Visual Arts project and are not eligible for entry. Metal items that have been partially or totally created through the use of laser cutting programs/devices should be entered in Computer-Generated Art.

Visual Arts Nature (SF 50343)

Any original item made of natural material such as wreaths, cornhusk dolls, etc. Items should be made of natural materials (which may be purchased) but securing elements such as glue and wire may be used in the inner construction as long as they do not detract from the overall "natural" appearance. Articles such as dried pressed flowers may be displayed under glass since it is necessary for protection/preservation of the natural materials. Candles are not suitable as entries. All baskets should be entered in Heritage Arts.

Visual Arts Paper (SF 50344)

Any original item made of paper. Examples could include origami; greeting cards; paper-cut designs, paper Mache, hand-made paper, paper collage, paper models of architecture, quilling, etc. Paper twist articles, made from directions in craft books and stores ARE NOT original and are not appropriate for this class. Scrapbooks should be exhibited in Visual Arts Scrapbooking.

Visual Arts Quilting – You Can Quilt (SF 50331A)

Exhibit one of the following quilting options. All exhibits should include a card that identifies the quilt as an original design created by the exhibitor or as a pattern created by someone else. The item may be quilted using any method – tie, hand, or machine quilted. All work must be completed by the 4-H member. Exhibit one of the following:

- A Mini Quilt for a doll; OR a Quilt sized for an infant (*maximum size of 48"x48"*); OR
- A Quilted Table Runner (*width ranging from 15-18"; length ranging from 24-48"*)

Visual Arts Quilting – Quilting the Best Better (SF 50331B)

Exhibit one of the following quilting options. All exhibits should include a card which identifies the quilt as an original design created by the exhibitor or as a pattern created by someone else. The item may be quilted using any method – tie, hand, or machine quilted. All work must be completed by the 4-H member. Exhibit one of the following:

- Lap Quilt (*width ranging from 48-60"; length ranging from 60-72"*); OR
- Large Quilted Wall Hanging (*may be rectangular or square, sized larger than 48" x 48"*). Hanging should include tabs or a pocket on the back in order for it to be hung; OR Quilt that fits any size bed (Twin, Double, Queen, or King).

Visual Arts Scrapbooking, Beginning (SF 50345)

Exhibit one album or notebook, either 8 ½" x 11" or 12" x 12", with a front and back cover. The album/notebook must have a minimum of 4 pages (front and back, 8 sides), exhibited in page protectors. "Embellishments" are defined as the decorations or special details and features that add to a page and make it more visually appealing. Embellishments may include but are not limited to, ribbon, clips, special lettering, etc. Beginners must use a minimum of four embellishments and tell a story with pictures.

Visual Arts Scrapbooking, Intermediate (SF 50346)

Exhibit one album or notebook, either 8 ½" x 11" or 12" x 12", with a front and back cover. The album/notebook

must have a minimum of 4 pages (front and back, 8 sides), exhibited in page protectors. “Embellishments” are defined as the decorations or special details and features that add to a page and make it more visually appealing. Embellishments may include, but are not limited to, ribbon, clips, special lettering, etc. Intermediate level exhibitors must use a minimum of eight embellishments and tell a story with pictures and journaling.

Visual Arts Scrapbooking, Advanced (SF 50347)

Exhibit one album or notebook, either 8 ½” x 11” or 12” x 12”, with a front and back cover. The album/notebook must have a minimum of 4 pages (front and back, 8 sides), exhibited in page protectors. “Embellishments” are defined as the decorations or special details and features that add to a page and make it more visually appealing. Embellishments may include, but are not limited to, ribbon, clips, special lettering, etc. Advance level exhibitors must use a minimum of 12 embellishments and tell a compelling story with pictures, journaling, and other media.

Visual Arts Three-Dimensional Design/Mixed Media (SF 50348)

Art pieces in this class must be comprised of **at least three different media**. No one medium can make up more than 40% of a piece. The piece should **be either freestanding or should be prepared to be hung**. It must be observable on at least three different sides. Originality and design are important concepts. Craft and preformed or assembled projects are not acceptable.

Visual Arts Wood (SF 50349)

Any original item made of wood (wood carving, sculpture, collage, wood burning, etc.). Utilitarian wood items made from patterns or kits (e.g. outdoor or indoor furniture, shelves) should be entered in woodworking, not in visual arts. Popsicle stick crafts are not acceptable for State Fair entry. Wood items that have been partially or totally created through the use of laser cutting programs/devices should be entered in Computer-Generated Art. All Visual Arts Wood exhibits **MUST** have an artistic element that the exhibitor can explain. Furniture built by the exhibitor aligns with the Woodworking project area – unless the element to be judged is wood carving or wood burning that is one element of the exhibit. Exhibits will be judged using a Visual Arts Rubric and not a woodworking construction rubric.

Visual Arts Ready4Life Challenge (SF 50351)

Open to 11- to 18-year-olds enrolled in any Visual Arts project.

Exhibits in this category must include the following: a) a physical representation of the career or business product such as a model, prototype or display/portfolio that includes images of accomplished work; b) verbal or written explanations that demonstrate knowledge of the related career or business fields, potential careers, and the appropriate requirements for achievement in those fields. The judging criteria for this class values thoroughness of career and/or business exploration and pursuit above the workmanship of the physical specimen on display.

WEATHER

Each county may submit 1 entry total 50392, 50393, 50394; and 1 entry from 50395.

Weather and Climate Science 1 (SF 50392)

Exhibit any product or display illustrating an activity from the book. The exhibit may include, but isn't limited to, original works, objects, demonstrations, digital presentations, programs, websites, games, apps, performances, or posters which you have made. Choose whatever method best shows what you've learned. You must furnish any equipment you need for your exhibit. Internet service will not be provided for the exhibit. All exhibits must include something visual, such as a printed copy of a digital presentation, which will remain on display during the exhibition. Electronic equipment will only be used during your personal judging time and will not remain on display during the entire exhibit period.

Weather and Climate Science 2 (SF 50393)

Exhibit any product or display illustrating an activity from the book. The exhibit may include, but isn't limited to, original works, objects, demonstrations, digital presentations, programs, websites, games, apps, performances, or posters which you have made. Choose whatever method best shows what you've learned. You must furnish any equipment you need for your exhibit. Internet service will not be provided for the exhibit. All exhibits must include something visual, such as a printed copy of a digital presentation, which will remain on display during the exhibition. Electronic equipment will only be used during your personal judging time and will not remain on display during the entire exhibit period.

Weather and Climate Science 3 (SF 50394)

Exhibit any product or display illustrating an activity from the book. The exhibit may include, but isn't limited to, original works, objects, demonstrations, digital presentations, programs, websites, games, apps, performances, or posters which you have made. Choose whatever method best shows what you've learned. You must furnish any equipment you need for your exhibit. Internet service will not be provided for the exhibit. All exhibits must include something visual, such as a printed copy of a digital presentation, which will remain on display during the exhibition. Electronic equipment will only be used during your personal judging time and will not remain on display during the entire exhibit period.

Weather Ready4Life Challenge (SF 50395)

Open to 11- to 18-year-olds enrolled in any Weather and Climate project.

Exhibits in this category must include the following: a) a physical representation of the career or business product such as a model, prototype or display/portfolio that includes images of accomplished work; b) verbal or written explanations that demonstrate knowledge of the related career or business fields, potential careers, and the appropriate requirements for achievement in those fields. The judging criteria for this class values thoroughness of career and/or business exploration and pursuit above the workmanship of the physical specimen on display.

WELDING

Each county may submit 2 entries total from 50353; and 1 entry from 50355.

Welding (SF 50353)

This exhibit class is open to members who are in the 7th grade and higher. Exhibit one arc weldment/item demonstrating the skill level of the exhibitor. Members new to the project should consider selecting a weldment from the suggested *Weldment List* found on page 43 of *Arcs and Sparks* (4-H 573 – Shielded Metal Arc Welding).

This class is for industrial welding only. (Members that wish to use welding to create objects with an artistic appeal should consider enrolling in the 4-H Visual Arts project and consider entering those types of exhibits in the Visual Arts – Metal class.) Exhibits must be portable and cannot be exhibited on a trailer.

Welding Ready4Life Challenge (SF 50355)

(Open to 11- to 18-year-olds enrolled in any Welding project)

Exhibits in this category must include the following: a) a physical representation of the career or business product such as a model, prototype, or display/portfolio that includes images of accomplished work; b) verbal or written explanations that demonstrate knowledge of the related career or business fields, potential careers, and the appropriate requirements for achievement in those fields. The judging criteria for this class values thoroughness of career and/or business exploration and pursuit above the workmanship of the physical specimen on display.

WOODWORKING

Each county may submit 2 entries total from 50357, 50358, 50359, 50360; and 1 entry from 50362.

Woodworking 1 (SF 50357)

Any item made of wood constructed or refinished by the member, appropriate for their age, skills and ability in this project. Pre-cut kits assembled by the member are not acceptable. Exhibits must be portable and cannot be exhibited on a trailer.

Woodworking 2 (SF 50358)

Any item made of wood constructed or refinished by the member, appropriate for their age, skills, and ability in this project. Pre-cut kits assembled by the member are not acceptable. Exhibits must be portable and cannot be exhibited on a trailer.

Woodworking 3 (SF 50359)

Any item made of wood constructed or refinished by the member, appropriate for their age, skills, and ability in this project. Pre-cut kits assembled by the member are not acceptable. Exhibits must be portable and cannot be exhibited on a trailer.

Woodworking 4 (SF 50360)

Any item made of wood constructed or refinished by the member, appropriate for their age, skills and ability in this project. Pre-cut kits assembled by the member are not acceptable. Exhibits must be portable and cannot be exhibited on a trailer.

Woodworking Ready4Life Challenge (SF 50362)

Open to 11- to 18-year-olds enrolled in any Woodworking project

Exhibits in this category must include the following: a) a physical representation of the career or business product such as a model, prototype or display/portfolio that includes images of accomplished work; b) verbal or written explanations that demonstrate knowledge of the related career or business fields, potential careers, and the appropriate requirements for achievement in those fields. The judging criteria for this class values

thoroughness of career and/or business exploration and pursuit above the workmanship of the physical specimen on display.

GENERAL CODE OF CONDUCT

Clark County 4-H members are asked to remember that they are representing the youth of Clark County and their actions will reflect how others feel about our 4-H programs. Members are expected to comply with the following member code of conduct:

1. Be courteous and respect others.
2. Obey all rules established by the University of Illinois Extension 4-H Youth Development program and those of the local club as well as local and state laws.
3. Treat all people fairly and animals humanely.
4. Respect the property of others.
5. Respect the authority of adult or youth volunteers, paid Extension staff, and others in leadership roles.
6. Use appropriate language and wear acceptable clothing at 4-H activities and events.
7. Show kindness to others and give assistance when needed.
8. Be honest and honor commitments.
9. Strive for personal best and keep trying to improve.
10. Accept responsibility for personal choices.

The following conduct will not be allowed by any youth participating in 4-H activities or events and is subject to disciplinary action:

3. Possession, use or distribution of alcohol and other controlled substances, including tobacco products. Information about prescription drugs should be provided to the club leader or coordinator of the 4-H activity.
4. Theft or destruction of public or private property.
5. Involvement in sexual misconduct or harassment.
6. Unauthorized possession or use of weapons or dangerous materials, including fireworks.
7. Fighting or other acts of violence.

Participants may be removed from 4-H programs or activities for misconduct. The following conduct is not allowed while participating in any 4-H activity or event including overnight events and is subject to disciplinary action:

1. Willfully breaking curfew
2. Unauthorized use of vehicles
3. Leaving the site of the event without permission
4. Participating in gambling
5. Absence from the planned program
6. Intentionally interfering with or disrupting the event
7. Use of profane or abusive language
8. Disregard for public or personal property
9. Public displays of affection or inappropriate actions
10. Failure to comply with direction of Extension personnel, including designated adults acting within their duties and guidelines.

CLARK COUNTY 4-H SHOW POLICIES

- 4-H members must participate in one or more club meetings or club activities, (either virtual or face-to-face) before July 1 of the current year to be eligible to take part in 4-H shows/exhibitions, 4-H Auction, receive 4-H premiums, or other 4-H awards or recognitions (College students must also attend at least one of the above.) However, members are strongly encouraged to attend at least 2/3 of the meetings.
- 4-H'ers must be enrolled in the project areas they wish to show in by April 1st of the current year.
- All projects exhibited at the 4-H show must be made and shown by the exhibitor within the current 4-H year. Any project not made by the exhibitor or not made during the current 4-H year will be disqualified.
- A 4-H'er who will be unable to show their own project must complete the Excused Absence Form and return to the Extension Office one week prior to show date. Excused absences will be given to those members who notify the office by the deadline and will be unable to attend the show due to illness, death, vacation, or inability of the member to be given time off from their job. Any 4-H'er not present for judging will be ineligible to be selected as a State Fair delegate unless they are attending another 4-H event.
- If a 4-H member needing reasonable accommodation to participate in the Clark County 4-H shows, please contact the University of Illinois Extension Office at 826-5422 two weeks prior to the exhibition.
- 4-H Fair Entries will be completed online at fairentry.com. Fair entry will open on May 15 and close on June 15. No exceptions will be made.
- All projects must be of A rating quality before being eligible for a champion or State Fair competition.
- Failure to read and comply with the 4-H show rules may result in the disqualification of the project.
- Extension staff and superintendents reserve the final and absolute right to interpret all 4-H show rules, policy, and regulations. A 4-H policy committee will be present during the 4-H show in the event that any immediate decision is necessary regarding a show rule or policy.
- Camping at the Martinsville fairgrounds during 4-H show events in 2022 is not the responsibility of Clark County 4-H or the University of Illinois Extension.
- The University of Illinois Extension is not responsible for damage, loss, or injury to any project during the show or at release time.

STATE FAIR POLICIES

All-State Fair exhibitors must be 8 years old by September 1 of the current 4-H year, including livestock exhibitors.

1. Each ISF Jr. livestock entry must have an Extension Staff signature. Exhibitors making entries to the ISF are responsible for mailing Extension Staff signed entries, fees, and necessary paperwork to the IL State Fair Entry Office, Springfield, IL. State Fair Livestock entries can be made by any 4-H'er enrolled in a livestock project. Entry forms are due to Springfield by June 1 for horse entries and July 1 for all other livestock entries.
2. A 4-H member may enter one general project exhibit class at the State Fair. General 4-H exhibitors also wishing to show in the Jr. Livestock classes should realize that judging conflicts may exist and the member will need to make a decision on their priorities.

PARENTS

1. Parents should become familiar with what 4-H has to offer and the responsibilities of its members. They should assist their children in selecting projects and provide materials and encouragement while the 4-H'er

carries out the work. They are responsible for providing transportation for their youngster to club meetings and other 4-H events. Carpools and sharing of responsibilities are encouraged. Parents' support to the club by providing transportation, refreshments, or hosting a meeting is most important to the success of a 4-H club. Parents are welcome at club meetings and other 4-H events.

2. Volunteers are continuously sought for club and county activities and committees. Parents may serve in these capacities and are encouraged to volunteer to do so.
3. Call the 4-H leader or the Extension Office when you have questions or suggestions. Your support is essential to the success of 4-H in helping young people.

ADULT VOLUNTEER BEHAVIOR GUIDELINES

1. Treat others in a courteous, respectful manner demonstrating behaviors appropriate to a positive role model for youth.
2. Obey the laws of the locality, state, and nation.
3. Make all reasonable efforts to assure that 4-H youth programs are accessible to youth without regard to race, color, national origin, sex, religion, or disability.
4. Recognize that verbal and/or physical abuse and/or neglect of youth is unacceptable in 4-H youth programs and report suspected abuse to the authorities.
5. Do not participate in or condone neglect or abuse which happens outside the program to 4-H youth programs and report suspected abuse to the authorities.
6. Treat animals humanely and teach 4-H youth to provide appropriate animal care.
7. Operate motor vehicles (including machines or equipment) in a safe and reliable manner when working with 4-H youth, and only with a valid operator's license and the legally required insurance coverage.
8. Do not possess, consume or be under the influence of alcohol or illegal substances while responsible for youth in 4-H activities, nor allow 4-H youth participants under supervision to do so. All 4-H activities and events are to be alcohol and drug-free.
9. Tobacco use during 4-H sponsored events is discouraged and should only be done in designated areas and not in the view of youth participants.

Failure to comply with any of these guidelines may be reason for termination of a volunteer. Complete volunteer policies are available at the Extension Office.

EXHIBITOR/PARTICIPANT AND SPECTATOR CONDUCT AT 4-H EVENTS IN CLARK COUNTY

University of Illinois Extension in Clark County strives to provide all 4-H members with an atmosphere that promotes a high-quality educational experience as well as honesty, integrity, and good sportsmanship. With the University of Illinois Extension's educational mission in mind, we, the County Extension Unit Council, enact the following policy regarding adult and youth conduct at all 4-H events in Clark County, effective immediately:

- Direct criticism or interference with the judge, fair or livestock show management, exhibitors, Extension staff, or show officials before, during, or after any event sponsored by 4-H is prohibited.
- In furtherance of their official duty, all judges, fair and livestock show management, Extension staff, volunteers, and show officials shall be treated with courtesy, cooperation, and respect at all times, and no person shall direct abusive or threatening conduct, including abusive or threatening language toward them.

- Any judging-related disputes or other issues will be handled in a sportsmanlike manner, and in accordance with the grievance procedures outlined in the Clark County 4-H Handbook.
- If a spectator or participant becomes abusive or interferes with the conduct of a particular show or event, that spectator or participant will be given a verbal warning by the show superintendent or person in charge of the event. If abusive behavior or interference continues, or if the individual is involved in a second incident at the same event, the spectator or exhibitor will be escorted from the show grounds or other facility and barred from attending or participating in any public 4-H event held in Clark County for a period of 13 months from the date of the incident.
- Extension staff shall be notified immediately of any verbal warnings that are given or spectators/exhibitors who are removed from the premises. If at all possible, at least one Extension staff member shall be asked to serve as a witness when a verbal warning is issued or a person is escorted from the premises. All such incidents should be documented in writing, and the documentation will be retained by the Extension Office.
- Spectators or participants who receive a verbal warning for abusive behavior or interference at a 4-H event will be expected to conduct themselves in a cordial and sportsmanlike manner at all subsequent 4-H events. Any spectator or participant who receives another verbal warning within six months of the first verbal warning will be escorted from the premises and barred from attending or participating in any public 4-H event held in Clark County for a period of 13 months from the second verbal warning.
- Show/event management shall have the authority to eject spectators or participants whose behavior they deem disruptive or unsportsmanlike, and who have been issued a verbal warning.
- Any 4-H exhibitor who is disqualified from competition due to unacceptable behavior will forfeit premiums, awards and/or auction proceeds resulting from their participation in the competition.

Adopted from the International Association of Fairs and Expositions Code of Show Ring Ethics

AWARDS & RECOGNITION

Record keeping is an important part of 4-H. We value the hard work of our 4-H members and provide several ways to recognize the outstanding accomplishments in all phases of a 4-H member's career. Some awards are given locally for participating in the 4-H program and for making progress toward your individual goals. Other awards are competitive. Record keeping is not mandatory, but by completing your records, you can set goals and we can recognize you for your accomplishments.

Records are available online, at the Clark County Extension Office, or on our website – <https://extension.illinois.edu/cce/4-h-clark-county> or from your 4-H Leader.

1. **RECOMMENDED**- Fill out the "Clark County 4-H Member Portfolio". This will serve as a permanent record throughout the 4-Her's career, showing **ALL** your involvement in 4-H and community activities. This record REALLY helps when you are older and filling out college applications and scholarships!
2. **REQUIRED EVERY YEAR**- Complete the "4-H Experience Checklist". This is required for any recognition for the year (Achievement Night).
3. Fill out Livestock Records on the animals you have shown. A certificate will be awarded for the most Outstanding Livestock Record at 4-H Achievement Night.

4. Fill out Crops Records on the crops you have shown. A certificate will be awarded for the most Outstanding Crops Record at 4-H Achievement Night.

Other Awards & Recognitions

Inspire Award –4-H'ers (14 and older) are selected because of the difference they have made in their club, county, and community by demonstrating leadership qualities and participating in community service activities. Two 4-H'ers per club are selected by club leaders, each year and may only receive this award one time.

Outstanding 4-H Member Award – This award is given to 4-H'ers (13 and younger) who has dedicated their 4-H year through their dedication, leadership, and hard work at the club and county level. Two 4-H'ers per club are selected each year by club leaders and may only be received one time.

10 & 11 Year 4-H Member Award – This award is given to honor all 10 and 11 year 4-H members to recognize their dedication and achievement throughout their 4-H career. Awards are presented at club meetings in the fall.

Completion Member Award - A special 4-H is given to each completion member during 4-H Achievement Night. These members are also recognized at the 4-H Fair.

4-H Foundation Scholarship - 4-H'ers currently in the 12th grade or above can apply for one of the five \$750 scholarships provided by the Clark County 4-H Foundation. Members must have been in 4-H for the past five years and exhibited at the most current 4-H Fair. Applications are due by October 1.

STATE AWARD OPPORTUNITIES

The Illinois 4-H program offers many EXPERIENCES for its members. This area offers recognition for members who are involved in diverse 4-H experiences in club, county, multi-county, state, national, and international levels. All opportunities can be found at: <https://4h.extension.illinois.edu/members/awards>

CLUB AWARDS

4-H Club of the Year - This award is presented to clubs that complete objects on the 4-H Club of the Year. This award is presented at 4-H Achievement Night.

Club Excel Awards (State) – Each club may submit a written summary to receive the county award or complete the Illinois 4-H Club Award Application to apply for a state award in the following categories: Community Service; Leadership; Project Mastery.

RECOGNITION PROVIDED AT THE COUNTY 4-H SHOWS

COUNTY PROJECT BANNERS - Banners or plaques are donated by local businesses, individuals, and the county leader's organization to be presented to 4-H'ers showing outstanding project work. In livestock projects, these banners are given to Grand and Reserve Champions. Awards are presented to members whose projects are selected as top exhibits in several general project areas.

FIRST- & SECOND-YEAR OUTSTANDING SEAMSTRESS AWARD - One first year and one second-year seamstress are

selected to receive a sewing award. Seamstresses in each division are selected as having the top constructed garments.

OUTSTANDING ELECTRICITY AWARD - The Energy Education Council presents a plaque to the 4-H'er showing the most work in their electricity project during the current year.

HERDSMAN'S AWARDS – Superintendents in the area of beef/dairy, sheep, swine, horse, rabbits, goats, and poultry will select one 4-H'er as the recipient of the Herdsman Award for their specie. The award will be based on a Neat Pen and Show Box or supplies, keeping animals presentable, helpful attitude, and general helpfulness in the barn and arena. The award will be presented before the Livestock Auction.

LIVESTOCK RULES & REGULATIONS

For Health Requirement Information:

Illinois Department of Agriculture | Bureau of Animal Health and Welfare

State Fairgrounds P.O. Box 19281 | Springfield, IL 62794-9281

Phone (217) 782-4944

State and County Livestock Health Requirements for State and County Fair Exhibition:

State: <https://www2.illinois.gov/sites/agr/Animals/AnimalHealth/Documents/2022%20Illinois%20State%20Fair%20Health%20Requirements.pdf>

County: <https://www2.illinois.gov/sites/agr/Animals/AnimalHealth/Documents/2022%20County%20Fair%20Exhibition%20Health%20Requirements.pdf>

The rules herein apply to the Clark County 4-H Shows. Be sure to check the Illinois State Fair website for rules pertaining to the State Fair. These rules are general for all livestock. Check specific rules for each type of livestock for particulars in that area.

EXHIBITOR

1. 4-H'ers enrollment must be received in the Extension Office on or before the latest starting date (LSD) of a project to be enrolled in and eligible to show that project.
2. All livestock must be exhibited by the 4-H member in the livestock show. Special situations may warrant that another youth or adult assist the 4-H member with exhibiting of the animal. Superintendents and/or Extension Staff will address such situations on an individual basis.
3. All livestock must be exhibited in the 4-H Show by a Clark County 4-H'er who is enrolled in a 4-H club, is presently enrolled in that project area, and has personally cared for the animal during the feeding period or required tenure of ownership.
4. Clark County 4-H members are expected to prepare their own livestock for exhibition, before and during the 4-H show, to the best of their ability, taking into consideration their age and experience. Extension Staff and volunteers recognize that it may be necessary for the 4-H member to receive assistance from others in this process. Those giving assistance MAY NOT be a professional, defined as an individual who is receiving monetary payment for any service related to the care and preparation of an animal for the Clark County 4-H show. In the case of horse and pony projects the standard shall be: no professionals can fit or train the

animals on the show grounds the day of the show. Superintendents and/or Extension Staff will address violations of such situations on an individual basis.

5. All 4-H'ers exhibiting beef, dairy, goats, sheep, and swine must complete the **Youth Quality Care Assurance (YQCA)** certification.
6. 4-H'ers enrolled in horses, rabbits, poultry, dogs, and cats must take the **Quality Assurance and Ethics (QAEC)** training. You only need to take QAEC once in your lifetime.
7. 4-H'ers are responsible for providing bedding for their own animals, keeping their pens clean and cleaning their pens and areas up at the end of the show.
8. 4-H'er are responsible for making sure your animals are fed and watered for the duration of the 4-H Show, including through the auction.
9. 4-H'er is **FULLY RESPONSIBLE** for cleaning his/her pen(s)/stall(s) daily during the fair/show and at the conclusion of the fair/show. Gross negligence, determined by the Extension staff and Livestock Superintendent, may result in a fine.
10. Good manners and sportsmanship will be displayed by all exhibitors, families and spectators at all times. Anyone who has violated any rules or regulations or exhibits improper or unsportsmanlike conduct that is unbecoming a 4-H member may be asked to leave the grounds by Extension Staff or designated volunteer.
11. Substitution of a 4-H livestock project, due to injury or other circumstances preventing exhibition, **may** be permitted. The 4-H member is required to submit a written statement explaining the situation and a supporting statement from a veterinarian by July 1. Extension Staff and the livestock project superintendent will review the case and determine eligibility. The purpose of this policy is to enable a 4-H member to complete the project, should injury or accident occur which was not within the control of the 4-H member or the member's family.
12. No coaching of exhibitors will be allowed from the sidelines as 4-H'ers are exhibiting their animals. This pertains to all livestock and animal shows.

ANIMALS

1. ALL Animals must be in place by the scheduled/posted time prior to their 2022 show.
2. Yearly health requirements specific to the Illinois State Fair will be implemented at the Clark County 4-H Shows. Please see [2022 Exhibition Livestock Health Requirements](#) for – County Fairs.
3. It is the exhibitor's responsibility to make sure all health papers are acquired prior to the 4-H Fair from their Veterinarian for each animal to be exhibited as needed (Read ALL Health Requirements).
4. Health Papers - Any exhibitors with animals that require health papers, must present those health papers prior to showing to the Livestock Superintendent, Extension Staff, or whoever is checking such papers before showing. Animals without health papers will not be allowed to show and must be removed from the fairgrounds.
5. Animals exhibiting symptoms of a disease that may be infectious or contagious, must be removed from the premises when requested by the 4-H Show Veterinarian or Extension Staff. Failure to meet all health requirements will result in the removal of animals presented by an exhibitor.

6. Exhibitors must notify superintendents prior to administering any medication, internally or externally including prescription and non-prescription to animals, and present a letter of reasoning. Animals that have been given medication will not be allowed to sell in the livestock auction without veterinary approval.
7. Registration papers for all purebreds must be presented at the species check-in. Members are encouraged to provide a copy of the original papers.
8. Upon request, the 4-H member must provide proof of ownership of the animal. Clark County 4-H's policy is to follow State Fair participation guidelines. *Only equine and dogs may be leased. If you are leasing your equine or dog from anyone other than a family member, a lease form must be completed and is due to the Extension office by May 1 prior to the fair. NOTE: If you are exhibiting at the State Fair, any equine or dog that is not owned by the 4-H member him/herself must have completed a lease form that accompanies the ISF entry form.*
9. Each 4-H'er may have a maximum of two entries per class. However, the 4-H'er will receive only one premium in any one class or age category. No premiums will be given in Rate of Gain classes.
10. 4-H'ers exhibiting breeding stock may make two entries per age division.
11. An animal shown in a breeding class may not be shown in a market class.
12. An animal must be exhibited in the market class to be shown in the market pen or pair class. Both animals must be owned by the same 4-H'er.
13. All market animals will be weighed prior to showing and placed in a respective weight class for the show. Weigh-in time will be printed in a 4-H newsletter/weekly eBlast.
14. Livestock will be penned and stalled at the discretion of the superintendent or Extension Staff. Priority will be given to adequate space for animals for social distancing purposes. Members may be asked to remove feed and tack as animal space becomes an issue.
15. Alleyways in all barns must be kept free of show boxes, feed, supplies, manure, etc. All fans need to be mounted or securely hanging from building supports.
16. Animals must be shown in the ring to be sold in the auction.
17. All animals MUST be under control of the exhibitor during the 4-H Fair. Out-of-control animals pose danger to the public. Superintendents and/or Extension Staff reserve the right to require that animals which pose such danger be removed from the grounds immediately.
18. Exhibitors must notify superintendents prior to administering any medication, internally or externally including prescription and non-prescription to animals and present a letter of reasoning. Animals which have been given medication will not be allowed to sell in the livestock auction without veterinary approval.
19. The Illinois Humane Care of Animals Act prohibits physical mistreatment of animals. The use of electrical shock or manual striking of animals or withholding of feed and water are considered a direct violations of this Act. The presence of any type of equipment to induce electrical shock in the exhibition area will be considered as intent to inflict electrical shock on animals under care of the person with the equipment. Persons found mistreating animals shall be prohibited from exhibiting.
20. No bicycles or dogs will be allowed in the livestock barns.

YQCA

For members enrolled in beef, dairy, goats, sheep, and swine. The YQCA is a livestock quality assurance program that is replacing PQA which no longer exists. All 4-H exhibitors of these animals will be required to certify in the YQCA program each year before starting the show season. Attend either a face-to-face class or certify online via the website yqcaprogram.org. The YQCA program is for youth ages 8-21. The online version is broken into age divisions as follows: juniors 8-11, intermediate 12-14, senior 15-18, and young adults 19-21. This certification is needed each year with test-out options of 1-3 years. The estimated cost for the face-to-face training will be \$3 and \$12 for the online version.

QAEC

For members enrolled in horses, rabbits, poultry, dogs, and cats: The Quality Assurance and Ethics training is required for youth in horses, rabbits, poultry, dogs, and cats. You only need to take it once in your lifetime. Those who don't complete the training will be removed from the animal science project and will not be eligible to exhibit at county fairs. The website is open year-round @ web.extension.illinois.edu/qaec/. NOTE: Youth must be logged on to a computer for this program, either a desktop or laptop; not an iPad or iPhone.

LIVESTOCK SHOW ATTIRE

The 4-H Show is your opportunity to show others your accomplishments. Please dress appropriately for your individual shows while exhibiting your projects. This does not mean that you need to be in new or dressy clothing. This means:

- Be neat and clean
- Take hats off while showing projects
- Have hair combed
- Wear appropriate closed-toed shoes or boots in the show ring (no sandals or flip-flops)
- Wear jeans or khakis
- Wear shirts with sleeves (no spaghetti or tank tops)
- Try to look our best, learn all that you can, and have fun when showing your projects.

SHOWMANSHIP

1. At the conclusion of the sheep, swine, beef, dairy, goat, horse, rabbit and poultry show, a showmanship contest will be held. 4-H'ers must currently be enrolled in a project area to participate in a specie showmanship class with the exception of the open showmanship class.
2. Showmanship classes are based upon "4-H age" (Exhibitors age as of Sept. 1 of the current 4-H year)
 - Class 1 Junior Showmanship – Age 8 – 10
 - Class 2 Intermediate Showmanship – Age 11 - 13
 - Class 3 Senior Showmanship – Age 14 and over

Superintendents have the right to combine showmanship classes due to low participation.

Exhibitors are judged on ability to show his or her animal to its best advantage. Proper showmanship and grooming, both exhibitor and animal, are points to be judged heavily. Confirmation of the animal is not to be

considered.

GENERAL PROJECT GUIDELINES

- The 4-H member exhibiting a project must be at least 8 years old and not have reached their 19th birthday as of September 1 in the current 4-H year.
- All exhibits must be products of the current 4-H year. The same product or speech that is selected at the county level must be the one exhibited at the State Fair (except for Food & Nutrition (must be the same recipe), Crops, Floriculture, and Vegetable Gardening exhibits (must be the same specie/type). Modifications can be made to the original county exhibit to meet State Fair class requirements or to incorporate suggested improvements made by the local judge.
- You may find the following web site helpful while working on projects for the fair - <http://web.extension.illinois.edu/state4h/projects/>.
- 4-H'ers not able to be present to exhibit their project at the 4-H shows will need to complete a **4-H Show Excused Absence Form**. The exhibit must be shown by another Clark County 4-H'er. Forms are available on the Clark County 4-H website. <http://web.extension.illinois.edu/cce/>.
- **Completed project books are not required unless otherwise noted.**
- Some exhibit areas may have size limitations. Read the descriptions carefully. Please choose a display size which is most appropriate for the exhibit you are bringing.
- Exhibits illustrating inappropriate subject matter and/or graphics are not acceptable. The Superintendents reserve the right to remove exhibits deemed inappropriate or dangerous for youth audiences.
- Extension staff reserves the right to adjust fair awards based upon the current year's project enrollment and fair registrations.
- Projects are evaluated, not members. All completed projects meeting show requirements will receive a Blue, Red or White rating. Projects are evaluated independently, not compared.
- Projects offered only at the county level will not receive premiums. (Classes are noted in show book)
- If a monetary award amount meets the IRS reporting requirements, program participants (including minors) will be required to provide their social security number or foreign national tax ID number prior to receiving the prize, gift or award to ensure proper IRS reporting as required by law. This sensitive information is kept confidential and handled through security-protected software (PEAR). Participants will not be eligible for prizes, gifts, or awards if social security number or foreign national tax ID number is not provided.

Judging - Exhibits are evaluated independently, not compared to other projects. The standards are appropriate to different age levels and number of years a 4-H'er has been enrolled in a project.

Conference Judging - Projects at the county level are judged using conference judging. During the judging process, the judge will ask the individual 4-H'er pertinent questions about his/her project. 4-H'ers should be knowledgeable about the project, be prepared to talk about goals and objectives, and be able to describe the process used to produce the exhibit.

Judging is a learning experience from which you can learn what you did well and how you can improve in the future. An exhibit does not measure all that you have learned, but it is an example of what you have done. Remember to listen carefully to the judge so that you can accept constructive criticism and learn from it. Remember that judge's comments can be helpful, but they are only one person's evaluation. See the "Project

Guidelines” section for more information on Conference Judging.

PREMIUMS

1. Clark County 4-H premiums will be determined using an “X factor.” Although complicated, this system enables the county to use all the premium money allocated for local 4-H premiums. The total amount of premium money available will be divided by the total number of “Xs” awarded at the county show to determine the final value of “X.”
2. “The Department of Agriculture shall use its best efforts to secure sufficient appropriations to fund premiums. In any year for which the General Assembly of the State of Illinois fails to make an appropriation sufficient to pay such premiums, premium amounts may not be accurately reflected in this Premium Book.”

Tax Implications for Prizes, Gifts or Awards - Program Participants (including minors) will be required to provide their social security number or foreign national tax ID number prior to receiving a prize, gift, or award to ensure proper IRS reporting as required by law. This sensitive information is kept confidential and handled through security-protected software (PEAR). Participants will not be eligible for prizes, gifts, or awards if social security or foreign national tax ID information is not provided.

GENERAL PROJECT PREMIUMS

The following premiums will be paid on all General Projects:

A - 3x, B - 2x, C - 1x

“The Department of Agriculture shall use its best efforts to secure sufficient appropriations to fund premiums. In any year for which the General Assembly of the State of Illinois fails to make an appropriation sufficient to pay such premiums, premium amounts may not be accurately reflected in this Premium Book.” Program participants (including minors) will be required to provide their social security number or foreign national tax ID number prior to receiving the prize, gift, or award to ensure proper IRS reporting as required by law. This sensitive information is kept confidential and handled through security-protected software (PEAR). Participants will not be eligible for prize, gift, or award if social security number or foreign national tax ID number is not provided.

LIVESTOCK PREMIUMS

The following premiums will be paid on Livestock projects:

A – 3x, B - 2x C - 1x

“The Department of Agriculture shall use its best efforts to secure sufficient appropriations to fund premiums. In any year for which the General Assembly of the State of Illinois fails to make an appropriation sufficient to pay such premiums, premium amounts may not be accurately reflected in this Premium Book.”

Program participants (including minors) will be required to provide their social security number or foreign national tax ID number prior to receiving the prize, gift, or award to ensure proper IRS reporting as required by law. This sensitive information is kept confidential and handled through security-protected software (PEAR). Participants will not be eligible for prizes, gifts, or awards if social security number or foreign national tax ID number is not provided.

RESOURCES

Project manuals/spark sheets: <https://4h.extension.illinois.edu/members/projects>

Livestock Health Requirements: <http://www.agr.state.il.us/AnimalHW/animalregistry/login.php>

State and County Livestock Health Requirements for State and County Fair Exhibition:

State: <https://www2.illinois.gov/sites/agr/Animals/AnimalHealth/Documents/2022%20Illinois%20State%20Fair%20Health%20Requirements.pdf>

County: <https://www2.illinois.gov/sites/agr/Animals/AnimalHealth/Documents/2022%20County%20Fair%20Exhibition%20Health%20Requirements.pdf>

4-H LIVESTOCK AUCTION GUIDELINES

- Clark County 4-H Foundation organizes and operates the Livestock and Food Auctions at the Clark County 4-H Shows. The rules and regulations set forth below are determined by the members of the 4-H Foundation.
- 4-H'ers may sell only one species of market animal, exhibiting a market animal (lamb, pig, steer, fryer rabbit, goat, or poultry) are eligible to participate in the livestock auction.
- The 4-H Livestock Auction will be held on Wednesday, July 27, 2022, @ 6:30 pm at the Martinsville Fairgrounds.
- Sell order is by random drawing at the Livestock superintendent's meeting prior to the 4-H Shows.
- 4-H members must identify the animal to be auctioned at the check-in prior to their 4-H Show.
- Animals must be shown in the 4-H show to be sold at the auction.
- The buyer has the FIRST right to keep the animal if he/she so desires unless the exhibitor has reserved the right to show the animal at the Illinois State Fair and entries have previously been made. Exhibitors must give up the animal if it is sold at the auction. If the exhibitor wants to keep the animal, then it would be best not to sell at the auction.
- If an animal is sold at the auction and taken home without permission by the buyer, the 4-H'er will forfeit their opportunity to sell in any future 4-H Livestock auctions.
- A 4-H member may only sell one animal regardless of the species. 4-H'ers may choose to participate in the livestock auction or the food auction, but not both.
- Any 4-H'er selling an animal at the auction must be present at the auction (unless attending another 4-H event or absent due to military service) and to load out animals following the auction. No animals may leave the auction except State Fair animals unless checked out with the permission of the superintendent or sale committee.
- All species going to the State Fair must be made known on the Auction Bill.
- A percentage of the profits can be retained from each seller to go to the Clark County 4-H Foundation. Completion Members will receive 100% of their selling price unless they plan to show the animal at the Illinois State Fair.

4-H FOOD AUCTION GUIDELINES

- The Clark County 4-H Foods Show will be held on Monday, July 25 at the Martinsville Fairgrounds. The 4-H Foods Auction will be held the same evening at 6:30 pm. All food products will be sold at the Foods Auction unless specified in the Foods and Nutrition section of this handbook.
- 4-H'ers may choose to sell one food and nutrition project to receive 50% of the selling price. The Clark County 4-H Foundation will receive the remainder of the auction proceeds. 4-H'ers may choose to participate in the Foods Auction or the Livestock Auction, **but not both events**.
- Completion members (those who are aging out of 4-H) selling a food item will receive 100% of their selling price.
- The Clark County 4-H Foods Auction is sponsored by the Clark County 4-H Foundation.
- 4-H'ers must present their item at the auction in order to receive payment. If a member fails to present the item or if the 4-H'er exhibits more than one project, the Clark County 4-H Foundation receives 100% of the proceeds.
- Auction sale numbers will be randomly assigned prior to the auction.
- 4-H'ers are welcome to make their item attractive. All food should be exhibited on a disposable container, paper plate, or covered cardboard (exception – food preservation).

Be watching for more details about the livestock auction in the weekly eBlast.

Questions or concerns about either the Livestock or Food Auction should be addressed to a 4-H Foundation member.

4-H MARKETPLACE

4-H Marketplace is an opportunity to be an entrepreneur and market your talent. The 4-H Marketplace will be held Monday evening of the 4-H Show during the 4-H Fashion Review and Food Auction.

Any 4-H'er may participate free of charge. Members can sell or take orders for any items they have made or grown (no food items, please). The item does not have to be a current 4-H project; however, 4-H'ers may display their 4-H project from the exhibit hall if they wish to sell or take orders for the items to be made.

4-H'ers are responsible for providing their own table, signs, and any supplies they need for their stand. Stands will be set up in a designated area by the Arts Hall.

4-H'ers can be set up any time after 5:30 pm and all booths should be set up for sales from 6:30-7:30 PM. (If 4-H'er is participating in the fashion review or foods auction, they may have someone else man their stand during that time)

Members are encouraged to be creating in their marketing (signs, business cards, display etc.)

CAMPING AT THE SHOW

Should you wish to camp the week of the show, an envelope will be placed on your door with directions on where to send payment to.