

2022

4-H Show Book

Kankakee County



COVID-19 Mitigation Information

Covid-19 mitigation guidelines will be in place at the time of the show, these guidelines will follow IDPH and University of Illinois Policies. Mitigations could include social distancing, masking wearing symptom checks, and other requirements outlined at the time of the events.

4-H TABLE OF CONTENTS

2022 4-H Events Schedule	Page 5
2022 Exhibition Livestock Health Requirements.....	Page 94
4-H Ag Committee Members	Page 14
4-H Federation Officers.....	Page 8
4-H Leaders	Page 87
4-H Livestock Auction Buyers 2021	Page 13
4-H Livestock Auction Committee Members, General Information & Rules.....	Page 12
4-H Livestock Projects Division Rules and Regulations.....	Page 9
4-H Trophy Donors 2021	Page 14
Aerospace	Page 41
Animal Science.....	Page 42
Beef Cattle	Page 17 & 42
Beef Rate-of-Gain	Page 18
Behavior Guidelines	Page 91
Bicycle.....	Page 43
Cats	Page 28 & 43
Child Development.....	Page 43
Civic Engagement	Page 44
Clothing & Textiles	Page 45
Clothing Day Judging Schedule	Page 6
Cloverbud Sharing Opportunity.....	Page 6
Cloverbud Information	Page 88
College & Career Readiness.....	Page 49
Communications.....	Page 50
Communications: Public Presentations.....	Page 51
Computer Science.....	Page 52
Consumer Education	Page 53
County Civic Engagement: Local History.....	Page 45
Cow Performance	Page 18
Crops	Page 54
Dairy Cattle	Page 22 & 55
Dogs.....	Page 35 & 55
Drones.....	Page 55
Electricity	Page 56
Entomology General.....	Page 57
Entomology Beekeeping	Page 57
Esports.....	Page 59
Exploratory	Page 59
Extension Staff Members	Page 8
Family Heritage.....	Page 59
Foods & Nutrition.....	Page 60
Foods Project Judging Schedule.....	Page 6
Forestry.....	Page 63
Garden Tractor Rodeo	Page 80
General Projects Division Rules & Regulations.....	Page 38
General Show Information	Page 7
Geology	Page 64

Goats.....	Page 29 & 65
Health	Page 65
Horses and Ponies.....	Page 27 & 66
Horticulture Floriculture.....	Page 66
Horticulture Vegetable Gardening	Page 67
Horticulture/General Projects Judging Schedule.....	Page 6
Intercultural	Page 69
Interior Design.....	Page 70
Leadership	Page 71
Livestock Pen Request for 4-H.....	Page 101
Maker Class.....	Page 72
Map & Directions to Kankakee County Fairgrounds	Page 4
Map of Fairgrounds	Page 4
Market Heifers.....	Page 19
Natural Resources.....	Page 73
Photography.....	Page 74
Plants & Soils	Page 76
Pork Premiere	Page 26
Poultry	Page 30 & 77
Projects Committee Members	Page 38
Public Presentation Judging Schedule.....	Page 6
Quality Assurance & Ethics Certification	Page 16
Rabbits.....	Page 33 & 77
Read A Book.....	Page 77
Robotics.....	Page 77
Sheep	Page 20 & 78
Shooting Sports	Page 78
Showman of Showmen.....	Page 11
Small Engines.....	Page 79
Small Pet Show	Page 34 & 80
Steers	Page 19
Swine	Page 24 & 81
Theatre Arts	Page 81
Tractor	Page 81
Veterinary Science.....	Page 82
Video/Filmmaking.....	Page 83
Visual Arts.....	Page 84
Weather.....	Page 89
Welding	Page 89
Wether Lamb Carcass Class	Page 20
Woodworking	Page 90
Youth Program Committee Members.....	Page 8
YQCA Training.....	Page 16

COLLEGE OF AGRICULTURAL, CONSUMER & ENVIRONMENTAL SCIENCES

University of Illinois | U.S. Department of Agriculture | Local Extension Councils Cooperating

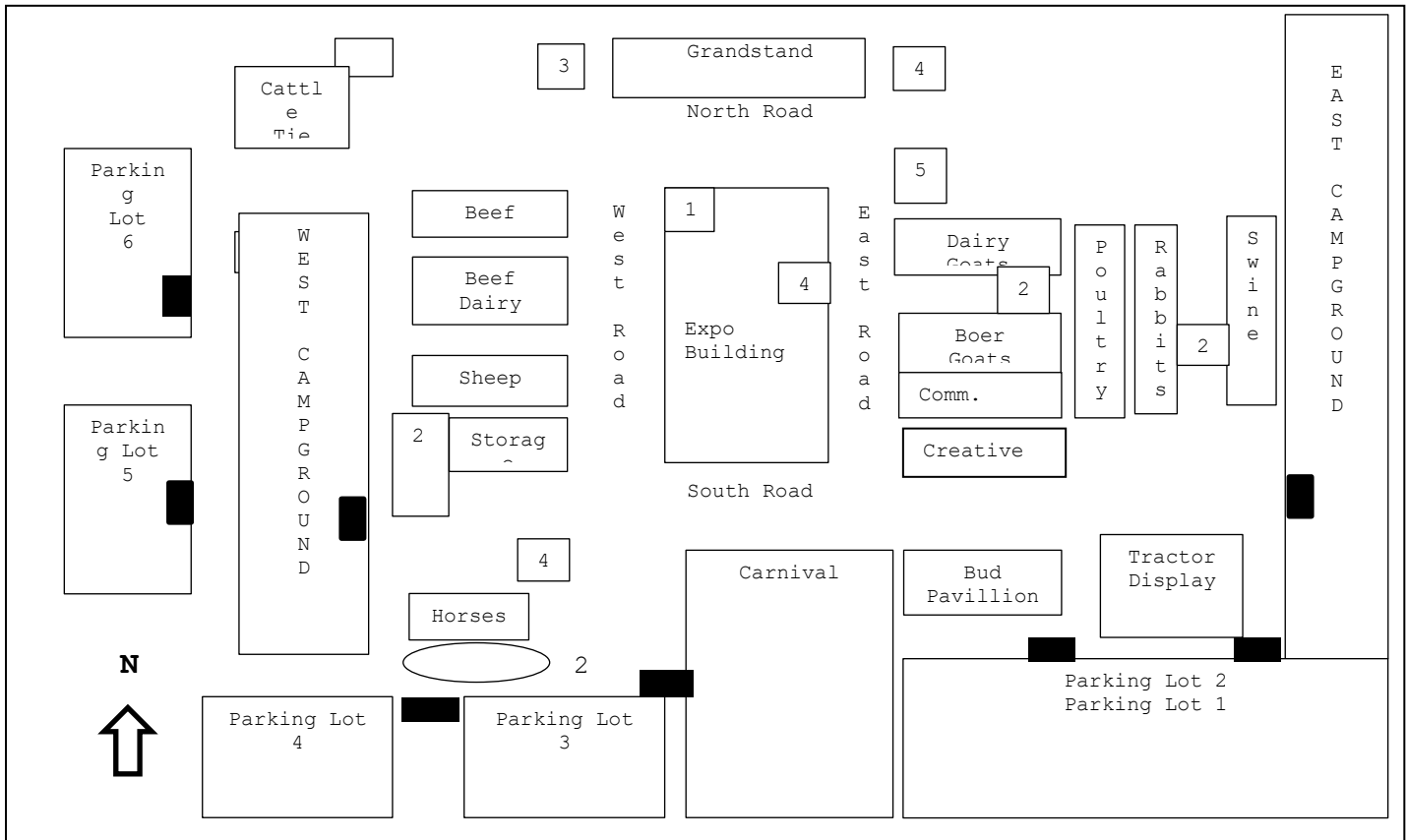
University of Illinois Extension provides equal opportunities in programs and employment.

If you need a reasonable accommodation to attend, call the registration office.

To the fairgrounds via I-57:

Exit off I-57 at the 308 exit and head south on Route 45 until you come to Airport Road (4000S Rd.).
Turn right (west) and the fairgrounds will be on your immediate right.

213 W 4000S Rd, Kankakee, IL



- 1 – Fair Office
- 2 – Show Arena
- 3 – Grandstand Ticket Booth
- 4 – Restrooms
- 5 – 4-H Food Stand/4-H Office
- - Gate Entrances

2022 4-H EVENTS SCHEDULE

DATE	EVENT	TIME	PLACE
Wednesday	Small Pets Judging (Live Animals Only) (No Posters judged at this show)	6:30 p.m.	Extension Office
July 13	Cat Judging	7:00 p.m.	Extension Office
Saturday July 16	Dog Show	8:30 a.m.	Jeff & Myra Emme Farm 1650 E 3350N Rd Chebanse, IL
Monday July 25	Wether Lamb Carcass, Pork Premiere, Beef Rate-of-Gain (Weigh-in) Wether Lamb Carcass, Pork Premiere Beef Rate-of Gain (On-the-Hoof) Cow Performance Show	5:30-6:30 p.m. 7:00 p.m. 7:30 p.m. Following above shows	Beef Show Ring
Saturday July 30	Clothing & Food Judging General Projects Judging Horticulture & Crops Judging	8:00 a.m.	Larsen Fine Arts Bldg. ONU
Saturday July 30	Beef Rate-of Gain (On-the-Rail) 4-H Pork Premiere (On-the-Rail) Wether Lamb Carcass (On-the-Rail)	8:30 a.m. 8:30 a.m. 8:30 a.m.	Chenoa Locker Chenoa Locker Chenoa Locker
July 30, 31 Aug 1, 2	Set up club displays at Fairgrounds	Saturday-3:00-7:00 p.m., Sunday, Monday & Tuesday-noon-4:00 p.m.	
Wednesday August 3	Weigh in for Beef Dairy Cattle Show Poultry Show Bunnies on Parade Garden Tractor Rodeo Weigh in for Goats, Sheep, Swine	7:30-9:00 a.m. 10:00 a.m. 1:00 p.m. 4:00 p.m. 5:00 p.m. 5-7:00 p.m.	Beef Show Ring Beef Show Ring, FG Poultry Barn, FG Rabbit Show Ring, FG Farm Machinery Display Area FG Various Barns, FG
Thursday August 4	Horse & Pony Show Swine Market Gilt Show Swine Barrow Show Beef Breeding Show Steer Show Market Lamb and Sheep Breeding Shows Rabbit Show Rabbit Showmanship	9:00 a.m. 9:00 a.m. After Market Gilt Show Noon After Breeding Show 3:30 p.m. 3:00 p.m. TBA	Horse Show Ring, FG Swine Show Ring, FG Swine Show Ring, FG Beef Show Ring, FG Beef Show Ring, FG Sheep Show Ring, FG Rabbit Barn, FG Rabbit Barn, FG
Friday August 5	Goat Show – Boer Swine Breeding Gilt Showman of Showmen Competition	9:00 a.m. 9:00 a.m. 7:00 p.m.	Sheep Show Ring, FG Swine Show Ring, FG Beef Show Ring, FG
Saturday August 6	4-H Livestock Auction	1:00 p.m.	Beef Show Ring, FG
Sunday August 7	Ag Olympics Rooster Crowing Contest	2:00 p.m. 5:00 p.m.	Beef Show Ring, FG Poultry Barn, FG

*****NOTE***** All Judging times are approximate -- you should be ready to go prior to these times if necessary.

[Green print indicates County Project Only – No State Fair opportunity]

Saturday, July 30, 2022
General Projects, Horticulture, Clothing and Foods
All are judged on the same day

Weber Center, Olivet Nazarene University, Bourbonnais, IL

Upon arrival, go to the check-in table.

Check-in is required starting at 8:00 a.m.

The latest possible check-in time is 10:00 a.m.

All conference judging will be completed by 11:30 a.m.

If a member has multiple projects, please come early for judging

Doors will close at noon. Projects can be picked up 1:00-1:30pm.

Projects not picked up by 1:30pm will be brought to the fairgrounds and placed with the club displays.

Members are to be present with all projects to be judged in the respective areas.

If unable to attend, complete the document: Fair Exhibit Report Form

Guidelines and rules for Horticulture and General Projects may be found in this Show Book on page 35.

2022 Public Speaking Judging

Tuesday, March 15th

Kankakee County Extension Office

Check-in 6:00-6:30 p.m. Judging starts promptly at 6:30 p.m. in the large conference room.

State Fair Judging Event is April 30, 2022 at Parkland Community College, Champaign, IL. Youth may exhibit in the state public speaking contest in April AND exhibit a project in the general project show at the state fair.

Cloverbud Sharing Opportunity

Check-in is 8:00 a.m - 10:00 a.m.

Sharing will take place 8:00 a.m. – 11:30 a.m.

Weber Center, Olivet Nazarene University, Bourbonnais, IL

Cloverbud sharing is not judged, nor eligible to receive premiums yet we offer an opportunity for youth to share what they learned with an adult during the General Project judging time. For more information on Cloverbuds, **see page 93.**

All dates are subject to change based on changing guidelines and logistical needs.

Illinois 4-H reserves the right to adjust or cancel events in the case of identified risk, such as changes in local COVID conditions or known instances of non-compliance with safety guidelines.

KANKAKEE COUNTY 4-H SHOW GENERAL INFORMATION

The 4-H Show is open to all youth in Kankakee County between the ages of 8 and 18 who have completed Kankakee County 4-H project enrollment by April 1, 2022. Livestock enrollment dates are earlier.

All 4-H members must adhere to the Behavior Guidelines Code of Conduct for 4-H Members that each should have on file at the Kankakee County Extension Office. Please see page 91 to review the Code.

All counties are required to provide an exhibit opportunity for 4-H members if the county wishes to receive premium funds for 4-H'ers. This may be accomplished by a show, a county fair, or any other public event whereby 4-H'ers may share their project experiences. Failure to comply with the rules may result in premiums being forfeited and the exhibitor barred from further exhibit events.

All 4-H'ers are guests of the Kankakee County Fair and Exposition, Inc., and other facilities during the duration of the Kankakee County Fair and Shows. 4-H'ers and families will adhere to all rules listed in the show book, as well as respect all Kankakee County Fair Board members, superintendents, volunteers, and exhibitors.

Fair Theme

The theme for the 2022 Kankakee County 4-H Fair is "Find Your Spark" or "Adventure Awaits". "Find Your Spark" and "Adventure Awaits" is used throughout the year for 4-H Club Displays at the Fair and Window Display Contest in October.

Disability Accommodation Procedure

If you need a reasonable accommodation to participate in this program, please contact the Kankakee County Extension Office, at the following phone number and/or address: University of Illinois Extension – Kankakee County, 1650 Commerce Drive, Bourbonnais, IL 60914; 815/933-8337 at least two weeks prior to the event with your accommodations request.

4-H State Fair Information

Any youth in Illinois, who is enrolled as a 4-H member, and is at least 8 years old as of September 1, 2021, may be chosen to participate in 4-H classes and activities at the 2022 State Fair, providing the exhibitor meets the eligibility rules for participation.

ACKNOWLEDGMENTS

We give our sincere thanks to Kankakee County Fair & Exposition Inc., Olivet Nazarene University, Kankakee County Farm Bureau, Kankakee County Association for Home and Community Education, Kankakee County 4-H Federation, Kankakee County 4-H/Youth Foundation, cooperating merchants of Kankakee County, Volunteers, local 4-H club organizations, and the many others who contributed time, energy, or materials to assist with the 4-H program.

PREMIUMS

"The Department of Agriculture shall use its best efforts to secure sufficient appropriations to fund premiums. In any year for which the General Assembly of the State of Illinois fails to make an appropriation sufficient to pay such premiums, premium amounts may not be accurately reflected in this Premium Book."

*The actual dollar amount of premiums will not be listed. Premiums are calculated based on the number of members exhibiting and the number of projects exhibited. When the final grades are submitted following the fair, an "X" factor is used to determine what the premiums will be. 4-H Premium Checks will be mailed to members. Premium checks must be cashed within 60 days or they will be voided, and new ones **WILL NOT** be reissued. When premium checks are received, it is the 4-H'ers responsibility to make sure all ratings on the check are correct.*

TAX IMPLICATIONS FOR PRIZES, GIFTS OR AWARDS

Program Participants (including minors) will be required to provide their social security number or foreign national tax ID number prior to receiving a prize, gift or award to ensure proper IRS reporting as required by law. This sensitive information is kept confidential and handled through security protected software (PEAR). Participants will not be eligible for prize, gift or award if social security or foreign national tax ID information is not provided.

UNIVERSITY OF ILLINOIS EXTENSION -- KANKAKEE COUNTY OFFICE

1650 Commerce Drive - Bourbonnais, Illinois 60914

Phone: 815-933-8337 Fax: 815-933-8532

E-mail: uie-gkw@illinois.edu

Remember to visit our website: <https://extension.illinois.edu/gkw/4-h-kankakee-county>

EXTENSION STAFF

Megan Walsh.....	Extension County Director
Shannon Range.....	4-H Youth Development Educator
Brittney Muschetto.....	4-H/ Youth Development Program Coordinator
Holly Froning.....	Master Gardener Coordinator
Janet Moody.....	Community Worker, Illinois Nutrition Education Programs
Judy Lemenager.....	Office Support Assistant

University of Illinois Extension provides equal opportunities in programs and employment. If you need a reasonable accommodation to participate in this program, please contact the County Office at least two weeks prior to the event. University of Illinois Extension offers practical, research-based programs that help people improve their lives and address critical community issues involving youth, families, economics, health and natural resources.

4-H FEDERATION OFFICERS

President, Parliamentarian.....	Zoe Buza, Herscher Hustlers
Vice-President/Recreation.....	Allison Tamblin, Manteno Best Pioneers
Secretary.....	Kylie Saathoff, Manteno Best Pioneers
Treasurer.....	Jon Blanchette, St. George Dragons
Reporter.....	Natalie Morris, Herscher Hustlers
Adult Support.....	Cathy Mombrun, Lou Mombrun
Federation Club Leaders.....	Bobbi Buza



Visit 4-H Federation Food Stand
Serving breakfast, lunch and dinner!



YOUTH PROGRAM COMMITTEE MEMBERS

Ron Strawson, **Chairman**; Patricia Farman; Scott Jensen;
Cathy Mombrun, Peggy Regas, Jane Schwark, William VanWassenhove

4-H LIVESTOCK PROJECTS DIVISION

RULES AND REGULATIONS

Rules and Regulations

COVID-19 Rules/Requirements

1. **By participating in an in-person show/fair, you agree to abide by all rules and requirements that are in place at the time of the show. i**
2. **Participants, parents, spectators, and volunteers who do not follow these guidelines will be asked to comply or leave the event.** Non-compliance may result in the whole event needing to be postponed or canceled – we need the cooperation of ALL involved in order to safely hold in-person events.
3. **If you cannot comply with the above guidelines for whatever reason it is your responsibility to contact Extension Staff at blm3@illinois.edu BEFORE the actual event to request an accommodation.**
4. ***Illinois 4-H reserves the right to adjust or cancel events in the case of identified risk, such as changes in local COVID conditions or known instances of non-compliance with safety guidelines.***

General

1. Exhibitors must be enrolled in livestock project by date(s) established by the Kankakee County 4-H Ag Committee as listed on the Kankakee County Livestock Ownership and Enrollment Deadline Sheet.
2. While every care and precaution is being exercised, the Fair and University of Illinois Extension, Kankakee County 4-H Program cannot be responsible for loss or damage to property or exhibits, nor injury to individuals or livestock, nor for theft or accident.
3. Each Superintendent shall be in full charge of his or her department.
4. All decisions of Superintendents will be final.
5. Classes may not necessarily be judged in the order as printed in the Show Book.
6. All livestock **MUST** be in place by 7:00 a.m. on Wednesday (There are no exceptions). All livestock are to remain on the grounds until release time on Sunday. Anyone leaving the fairgrounds early without proper authorization (from the Fair vet or Fair Board President) may be barred from showing in the future.
7. All 4-H Livestock are to remain on fairgrounds for entire fair. If you have a concern about this policy, contact the Kankakee County 4-H Ag Committee Chairman.
8. The penalty for obvious falsification of entries and records will result in the banning of that member from exhibiting from one to all classes entered in the 4-H department. An animal may be disqualified for unethical fitting and grooming practices.
9. Artificial color added to the hair is not permitted. Animals will be given a white towel test as they enter the beef show ring.
10. No stomach pumps allowed.
11. Straw bedding and wood shavings are allowed at the fair. **No wood chips are allowed.**
12. Each club and individual member will be expected to keep his or her exhibit in excellent condition.
13. 4-H State Fair Information: All 4-H members age 8 to 18 years of age (as of 9/1/21) may exhibit in 4-H/Junior classes and activities at the 2022 State Fair, providing the exhibitor meets the eligibility rules for participation.
14. These rules are subject to the interpretation of the Kankakee County 4-H Ag Committee.

Ownership

1. Purebred registration papers must be in the individual member's name. Registration papers are required on all purebred breeding classes (except **rabbits & chickens**); otherwise, animals will show in the Grade classes.
2. A "Kankakee County 4-H Livestock Partnership Agreement" form for an animal that is being cared for off the member's property must be on file in the Kankakee County Extension Office.
3. Breeding animals showing in Junior Department of the State Fair must be purebred and registered in the name of the exhibitor.
4. Leased animals may not be shown in the 4-H Show. Leasing of animals is permissible for use as a project, but not for show

purposes.

Health

1. All agriculture 4-H exhibitors shall have health and registration papers checked at the time and place designated by the Department Superintendent.
2. 4-H livestock exhibits are subject to the same health rules and regulations as all other exhibits. See livestock exhibitor's regulations in the back of this show book. It is the individual responsibility of each 4-H club member to contact his own veterinarian for necessary certificates to comply with these rules.
3. If the 4-H'er's animal dies or is injured after the ownership deadline, the animal may NOT be replaced. The 4-H'er may exhibit in the Animal Science area (report, poster, etc.) during General Projects judging if the Kankakee County Extension Office is made aware of the situation prior to judging.

Entry

1. All agriculture 4-H entries should be made through the FairEntry.com program on-line **NO LATER THAN JUNE 7**. 4-H main club leader will provide information to club members about entries.
2. There is no entry fee in 4-H classes.
3. The Kankakee County Fair Board has set the fee for 4-H Livestock not entered in the Kankakee County Fair Junior or Open classes. The 4-H Livestock Pen Request Form, which is printed in the back of this book and is available from your leader, must be completed and filed with the Fair Office by July 23, 2022. Any questions should be directed to the Fair Office at 815-932-6714.
4. An individual club member may not exhibit more than two entries in any one Agricultural Class, and can receive only one premium in that class.
5. Exhibiting of animals – 4-H'ers (including family members) may not share an animal for exhibit purposes.
6. Members showing agriculture projects may enter Junior and Open Classes by Kankakee County Fair deadlines. Please contact the Kankakee Fair & Exposition, Inc. for information.

Judging

1. All animals must be exhibited in the show ring by 4-H owners. In case of sickness, two entries, or **conflict in judging schedule**, another Kankakee County 4-H member may be secured to help: Parents or adults cannot help in the ring.
2. Carcass Show Weigh-in Schedule: Pork Premiere, Wether Lamb Carcass Class and Beef Rate-of-Gain, July 25 from 5:30 p.m. to 6:30 p.m. in the Beef Show Ring at the Kankakee County Fairgrounds. Cow Performance Show will also be judged at this time and location.
3. Judges will place all entries according to merit on the Danish system.
4. There will be no Grade Champions in breeding classes.
5. All animals must have received an A rating before being considered for championship classes.
6. All animals entered in Carcass Class must be weighed and tattooed by specified dates. (Exception – Sheep).

Showmanship

1. Showmanship eligibility will be based on age as of September 1, current 4-H year; and exhibiting in that department.
2. Previous Sr., Jr., and Novice Showmanship trophy winners are not eligible to compete for the same trophy, nor in the wrong age group.
3. A. A "Showman of Showmen" competition will be held on Friday, August 5, 2022, 7:00 p.m. in the Beef Show Ring. The Master Showman from beef, dairy, goat, horse at halter, sheep and swine will compete. Each Master Showman will be judged in all categories but their own.
 - B. The Kankakee County Showman of Showmen, who represents Kankakee County at the Illinois State Fair Master Showmanship Contest, will be awarded a Belt Buckle.
 - C. A Master Showman will be selected in each of the following species: beef, dairy, goat, horse at halter, sheep and swine. 4-H exhibitors that win their age division in showmanship may compete for Master Showman. They may compete for Master Showman each year until they are eligible for the next age category. Senior Showmanship winners may compete for Master Showman until out of 4-H, or in compliance with the Illinois State Fair Master Showmanship Contest Eligibility.
 - D. An individual will only be eligible to represent one species in which they win a Master Showmanship. A first alternate will be selected for each species.
 - E. An individual can only win Showman of Showmen twice. If an individual wins the Showman of Showmen contest and is eligible to compete at the Illinois State Fair Master Showmanship, that individual must do so. If that individual withdraws after winning the Kankakee County Showman of Showmen contest, the result will still count as "winning" and the individual will lose their opportunity to compete at the state contest more than once. If an individual withdraws a second time, they forfeit any opportunity to compete at the state level.
 - F. All decisions of superintendents will be final.

Protests

PROTESTS/GRIEVANCES: A 4-H'er, their parent or guardian, lodging a protest must first deposit \$25 with the superintendent of the project area, which sum will be forfeited to the Kankakee County 4-H/ Youth Foundation if the protest is not sustained. All protests must be in writing, signed by the 4-H'er, their parent or guardian, and must be lodged within six

(6) hours after the show. The protest will be presented to a Grievance Committee appointed by the Youth Committee Chairman. The decision of the Grievance Committee will be final.

All 4-H'ers are guests of the Kankakee County Fair and Exposition, Inc., during the duration of the Kankakee County Fair, and will adhere to all rules listed in the show book, as well as respect all Kankakee County Fair Board members, superintendents, volunteers, and exhibitors.

**“SHOWMAN OF SHOWMEN”
Friday, August 5, 2022 at 7:00 p.m.**

Beef Show Ring

SuperintendentsCraig Benoit, Andrew Frerichs

Attention Exhibitors

64th ANNUAL 4-H LIVESTOCK AUCTION

SELL YOUR MARKET BEEF, MARKET WETHER LAMBS, BARROWS, GOATS, CHAMPION RABBITS, POULTRY PENS AND CARCASSES

Saturday, August 6, 2022 at 1:00 p.m. - Beef Show Ring on Fairgrounds

4-H Livestock Auction Committee

General Superintendent..... William VanWassenhove
Swine Superintendents..... William VanWassenhove,
 Rick White

Market Beef SuperintendentAlex Benoit
Sheep Superintendent..... Andrew Lesch
Rabbit SuperintendentsJennifer Bauer

Poultry SuperintendentsBecky Ramirez
Goat Superintendent Nicole Brammer
Dairy Cattle Superintendent..... Lois Meyer
Other Committee Members Lee Bauer,
 Austin Bauer, Nick Saathoff, Jay Richie, Dustin Wright, Scott Jensen

Dress Code for Sellers at Livestock Auction

4-H'ers selling in the 4-H Livestock Auction should dress as if showing in showmanship competition.

Rules and Regulations for Auction Sales - Saturday, August 6, 2022 - 1:00 p.m.

- Barrows, wethers and market beef are sold at show weight.
- Dairy Cow – Grand Champion Cow Overall Breeds (Auctioning off \$25 worth of dairy products and \$75 gift Certificate, making a total of \$100.)
- Animals sold must actually be a part of the member's project and must have been exhibited at the Kankakee County Fair in the 4-H Show.
- The following entry fees will be charged to all sellers to help defray auction expenses:

	Grand Champion (Live/Carcass)	Reserve Grand (Live/Carcass)	Per Hd/Carcass
Market Beef	\$55	\$45	\$35
Barrows	\$55 (Indiv. & Pr.)	\$45 (Indiv. & Pr.)	\$20
Dairy Cow	\$50	---	---
Market Wether Lambs	\$30 (Indiv. & Pr.)	\$25 (Indiv. & Pr.)	\$10
Goats – Wether	\$30	\$25	---
Goats – Meat	\$30	\$25	---
Rabbits Meat Pen	\$15	\$15	---
Rabbits Single Fryer	\$15	\$15	---
Market of Poultry – Meat Pen	\$15	\$15	---

The entry fee is due to the superintendent in your area immediately following show.

- The sale order for the 2022 Auction will be: Barrows, Market Beef, Market Lambs, Rabbits, Dairy Cow Gift Basket, Dairy Goats, Poultry, Carcasses (Beef, Lamb, Pork). Based on that order, the Grand Champions will sell first, next the Reserve Grand Champions, followed by (for steers only) Breed Champions. After these are sold, the remaining animals will be auctioned by lots. Lots will be randomly selected.
- All market beef must have a scale weight of 1,000 lbs. or over. Minimum carcass weight under 550 lbs. will be disqualified. Barrows must weigh 230-300 lbs. EXCEPTION: Grand Champion and Reserve Grand Champion. Market Wether Lambs must place in the A or B group.
- All market beef animals will show for Grand and Reserve Market Beef and will be eligible for sale if they are “A” rated. Only one market beef animal may be sold at the 4-H Auction per 4-H exhibitor.**
- Live entries are limited to one sale per individual except if they have more than one Grand or Reserve Grand or Carcass Champions. Also, the other half of a pair with a single Grand or Reserve Grand Champion may be sold at the auction.
- Every precaution will be taken to prevent loss and accident, yet 4-H (University of Illinois Extension, Kankakee County), the Kankakee County Fair & Exposition, Inc., and 4-H Livestock Auction Committee will not be responsible should any occur.
- Ownership of the animal is the responsibility of the 4-H'er until animal is delivered by the 4-H'er to buyer destination.**
- Buyers, please make out all checks to the seller.
- Winners of the Grand Champion and Reserve Grand Champion Meat Pen of Poultry and Meat Pen of Rabbits will be allowed another sale in another species.
- Carcass animals will meet or exceed State Fair qualifications.
- 4-H exhibitors have the option of selling a live animal or carcass animal in the 4-H auction.
- Winners of Grand or Reserve Grand Champions that elect not to sell may not substitute within that species or any other species.**

All questions not covered in these rules will be taken up by the Kankakee County 4-H Livestock Auction Committee. Their decision will be final.

We would like to thank the following individuals and businesses who supported the 4-H Livestock Auction by purchasing at the Kankakee County Fair:

BUYERS AT THE 2021 4-H LIVESTOCK AUCTION

Alliance Grain Co.
Joe Benoit Family
Megan Walsh
McColly Rosenboom Realty: Rich Hansen
Merle Witheft Farm: Merle & Judy Witheft
Chebanse Ag, Inc: Dean Schafer
Donna Sharper
Larry Sharper
Mahnattan Mechanical Services: Cheryl Urmovich/
Sophie Wanamaker
Tri-K Pigeon & Bantam Club: Brian Malone
Jason & Sheila Kohl
Todd Perzee
Dale Hoffman
Solid Ground Management: Josh & Danielle Foltz
Synergy Seeds
Jon Denault
Kevin Kohl
Pool Covers Pros, Inc: Shawn Unger
Farmer's Elevator Co. of Manteno: Janice Sorensen,
Mgr.
Linda Price
Nate & Nicole Dunnill
Dustin James
Greg Rorabaugh
Doug & Annie Rorabaugh
Feece Oil Co. Troy Feece
A,L,F Livestock: Mary Jo Boicken
National Bank of Manteno: Brian Meyer
Prairie Creek Grain
Growing Solutions
Country Insurance
Mike Dove
Phil & Kristi Moritz
Nelson Packaging Sales
Jacob & Michele Chappell
Josh & Reta Smolkovich
Mark & Carrie Johnston
Pallissard Farms: Dale & Melissa Pallissard
Nutrien AG Solutions
G & J Cattle: Jim & Gary Moritz
First Trust Bank
Compeer Financial: Dustin Wright/ Aaron Samp/ Dan
Bossert
Dimond Bros Insurance: Scott Jensen
Gene & Darleene Bertrand
Brian & Lauren Jessen
Chris & Katelyn Ohrt
Rick and Kathy White
Smolkovich Farms, LLC

John & Veronica
JR & Nikki
Akan & Cheri
Marko & Liz
Chenoa Locker
Saathoff Seeds, Inc
Cabery Fertilizer: Jeff Hinich/ Bryan Johnston
Another Level Tower Services, Inc: Jared Mueller
Ruder Electric, In: Dave Ruder
Union Hill Sales & Services: Chris Denault & Kerry
Patchett
Arther Boucher Farms, Inc: Gus Boucher
Custom Carpentry- Riley Homes, Inc.: Steve Evans
Gary & Debbie Kohl
Momence Bottle Gas: Travis Barker
Compeer Financials: Christine Pickens
Scott Frerichs
Gleaner Life Ins: Mark Wills
Richie Farms
Saathoff Seed: Nick & Missy Saathoff
Tom & Julie Saathoff
Ron & Lois Meyer
Brad & Laurie Peterson
Hanford Packing: Harry Hanford
Wulff Farms: David Wulff
Friends of Zoe Ault
Rick & Brenda Adams
Damien & Jaimie Adams
Mike & Trish Haag
Thomas Ault
Chris & Kelly Knobloch
Manhattan Mechanical
Grainco FS
First Midwest
Nick Schaefer Pioneer Seed
Frank & Deb Halpin
Bauer Transport
Lee & Lisa Bauer
Austin & Melanie Bauer
Austin Rinker & Kelsey Richie
Brian Meyer
Criag & Liz Frerichs & Family
Bayer Crop Sciences: Alex & Allison Benoit
John & Diane Smolkovich
Bellflower
CGB
Pat & Carl Smolkovich
Alan & Cherie Smolkovich
Andy Frerichs

Special thanks to Kade Hummel from sconlinesales for running our auction this year and to William VanWassenhove.

4-H AGRICULTURAL DIVISION

4-H Ag CommitteeSteve Courville, Chairman
John Adams, Austin Bauer, Jennifer Bauer, Lee Bauer, Alex Benoit, Nicole Brammer, Pat Farman, Scott Jensen, Andrew Lesch, Lois Meyer, Rebecca Ramirez, Jay Richie, Nick Saathoff, William VanWassenhove, Rick White, Dustin Wright

2021 Trophy Donors

The 4-H'ers of Kankakee County Give Their Sincere Thanks To The Following 2021 Kankakee County 4-H Fair Donors:

DOGS

Beginner Novice Obedience- Fitzpatrick Equine Field Service
Best of Show- Kankakee Animal Hospital
Junior Showmanship- Union Hill Sales & Service
Preferred Novice Obedience- Bradley Animal Hospital
Rally Novice Obedience- VCA County West Animal Hospital
Senior Showmanship- Razzle Dazzle Doggie Bow-tique
Agility I – Ione Chappell
Agility II – Ione Chappell

Beef

Champion Angus Female- Strawson Angus Farm
Champion Chianina Female- Nick Saathoff Family
Champion Commercial Female- Kankakee County Corn Growers
Champion Female Other Breeds- Compeer Financial
Champion Hereford Female- Lee and Lisa Bauer and Family
Champion Shorthorn Female- Courville Cattle Company
Grand Champion Female Overall- Gale Jensen Family
Grand Champion Overall Heifer- Kankakee County Born & Raised- Jay Richie Family
Reserve Grand Champion Female Overall- Heritage FS, Inc.
Reserve Grand Champion Overall Heifer- Kankakee County Born & Raised- In Memory of Forrest Hartman
Beef Junior Showmanship- Steven Richie Memorial
Beef Master Showman- Farmer's Elevator Company of Manteno, WVLI, WIVR
Beef Novice Showmanship- Steven Richie Memorial
Beef Senior Showmanship- Steven Richie Memorial

Market Heifers

Champion Market Heifer- Jay Richie Family

Cow Performance

Grand Champion Cow Calf Performance- In Memory of Hartwell Hertz by the Bill Hertz Family

Steers

Best Gainer- Kankakee County Corn Growers
Champion Angus Steer- Strawson Angus Farm
Champion Crossbred Steer- Friends of The Manteno FFA Alumni
Champion Hereford Steer- In Memory of Ruby & Leo Bauer/ Bauer Hereford Farms
Champion Other Breeds Steer- Jay Richie Family
Champion Pair of Steers- Compeer Financial
Champion Shorthorn Steer- Eric Bruner Family
Champion Simmental Steer- In Memory of Wesley Provost
Grand Champion Steer- Kankakee-Will Co. Livestock Association
Grand Champion Steer Overall- Kankakee County Born & Raised- Courville Cattle Company
Reserve Grand Champion Steer- Harris Family Farms

Beef Rate of Gain

Beef Rate of Gain on the Hoof- Blain's Farm & Fleet of Kankakee

Beef Rate of Gain on the Rail- Strawson Angus Farm

Dairy Cattle

Grand Champion Female- Farmers Elevator Company of Manteno

Dairy Master Showman- Farmer's Elevator Company of Manteno, WVLI, WIVR

Dairy Senior Showmanship- Ron & Lois Meyer

Goats

4-H Boer Goat Junior Showmanship- Diamond Bros. Insurance- Scott Jensen

4-H Boer Goat Senior Showmanship- Land of Lincoln Boer Goats

4-H Grand Champion Jr. Boer Doe of Show- J & N Bedazzled Jewelry

Dairy Goat Junior Showmanship- In Memory of Rick Radtke

Dairy Goat Senior Showmanship- Union Hill Sales & Service

Grand Champion Dairy Goat Wether- Scott Jensen/Diamond Bros. Insurance

Grand Champion Meat Goat Wether- Blain's Farm & Fleet of Kankakee

Grand Champion Sr. Boer Doe of Show- Land of Lincoln Boer Goats

Jr. Champion Doe- Compeer Financial

Goat Master Showman- Farmer's Elevator Company of Manteno, WVLI, WIVR

Senior Champion Doe- Kankakee County Corn Growers

Poultry

Best Overall Pen Bantams- Tri-K Pigeon & Bantam Club

Best Overall Pen Waterfowl- Ramirez Family

Best Pigeon- Tri-K Pigeon & Bantam Club

Champion Meat Pen of Poultry- Lexco, Inc. Electrical, Heating & Cooling

Champion Pen of Chickens- Blain's Farm & Fleet of Kankakee

Horse

Aged Halter- Foam Tech Industries

Horse Alternate Master Showman- W2 Development

Bareback Pleasure- Joe & Diane Hart

Bareback Walk/Trot- The Gary & Nanette Wood Family

Best Groomed Horse or Pony- Basham Farm, Alton MO

Egg and Spoon- Langlois Roofing

English Pleasure- Atty. Deanna Carlson Webb

English Walk/Trot- Cloonen Farm

Grand Halter- Mark & Sue Colehower

Horse Halter – Gelding- Langlois Roofing

Horse Halter – Mare- Bertrand Horse Ranch

Jr. Barrels- Atty. Deanna Carlson Webb

Jr. Dash for Cash- Basham Farm, Alton MO

Jr. English Equitation- Culver's of Crete

Jr. Horsemanship- Atty. Deanna Carlson Webb

Jr. Poles- Karstensen Farms of Beecher, IL

Horse Jr. Showmanship- The Gary & Nanette Wood Family

Jr. Western Pleasure- Smith Horse Company

Jr. Western Walk/Trot- Bertrand Auction Service

Horse Master Showman- Farmer's Elevator Company of Manteno, WVLI, WIVR

Mini Halter- DTE Construction

Horse Novice Showmanship- Prairie Lane Farm

Pony Halter- Diamond Bros. Insurance - Scott Jensen

Pony Pleasure- KWI Saddle Club

Reserve Grand Halter- Hawkins Family

Sr. Barrels- LMC Horseshoeing
Sr. Dash for Cash- LMC Horseshoeing
Sr. Horsemanship- Peotone Animal Hospital
Sr. Poles- The Gary & Nanette Wood Family
Horse Sr. Showmanship- The Gary & Nanette Wood Family
Sr. Western Pleasure- Fitzpatrick Equine Field Service
Sr. Western Walk/Trot- Rich's lil Farm
Trail- Dimond Bros. Insurance - Scott Jensen

2022 Quality Assurance & Ethics Program

For 2022, all youth enrolled in livestock project areas Poultry, Horse & Pony, Rabbits, Dogs, Small Pets and Cats are required to complete the Quality Assurance & Ethics Program. This must be done in order to stay enrolled in the livestock project area.

The training is available on-line and once completed it is good for a lifetime in 4-H. If the 4-H'er has more than one species, they do not have to take the QAEC for each one. Only one species is required, and the training is good for all others. Please use a P.C. - a laptop or desktop computer when taking the program. Do not use an iPad or iPhone because the program cannot capture your information if using these devices.

To access the training, go to: <http://web.extension.illinois.edu/qaec/>

If QAEC is not completed, the 4-H'er will be pulled from livestock project area and therefore not eligible to exhibit at the county 4-H fair or the Illinois State Fair Junior Show. They would be eligible for State Fair Open Shows.

The deadline for completing QAEC in Kankakee County is July 1, 2022.

YQCA Training 2022

Youth enrolled in the following 4-H animal projects must take the YQCA training: **Beef cattle, Dairy cattle, Goats, Sheep and Swine.** All 4-H exhibitors of these animals will be required to certify in the YQCA program yearly. Youth must either attend a face to face class or certify on-line via the website <http://yqca.org>

The YQCA is a new livestock quality assurance program that is replacing PQA which no longer exists. It also replaces the Quality Assurance & Ethics (QAEC) program for youth with the following species; beef cattle, dairy cattle, goats, sheep, and swine.

4-H members with cats, dogs, horses, poultry, rabbits, and small pets are still required to take the once in a lifetime Quality Assurance & Ethics (QAEC) program.

The cost for the face-to-face training is \$3 payable online at registration and \$12 for the online version. Coupons are available for the face-to-face training only, a \$3 value. Prior to registration, email Brittney Muschetto, blm3@illinois.edu. Families may email the name of each youth and they will receive individual coupons. Coupons are needed before youth register. No money will be taken at the Extension Office.

Kankakee County Face-to-Face Trainings

Wednesday, June 8, 2022 7:30 p.m.

Kempton Legion Hall
212 1st Street
Kempton, IL 60946

Thursday, June 16, 2022, 6:00 p.m.

Extension Office, Large Conference Room
1650 Commerce Drive
Bourbonnais, IL 60914

If YQCA is not completed, the 4-H'er will be pulled from livestock project area and therefore not eligible to exhibit at the county 4-H fair or the Illinois State Fair Junior Show. They would be eligible for State Fair Open Shows.

The deadline for completing YQCA in Kankakee County is July 1, 2022.

BEEF CATTLE

Superintendent.....Alex Benoit
Asst. SuperintendentsAustin Bauer, Kelsey Rincker, Derek Richie

All market beef animals will show for Grand and Reserve Market Beef and will be eligible for sale if they are A rated. Only one market beef animal can be sold at the 4-H Auction per 4-H Exhibitor.

All 4-H Beef must stay until 9:00 p.m. on Sunday or until Fair Board announces their release.
All Beef will weigh in on Wednesday at 7:30 to 9:00 a.m. in the Beef Show Ring.

SHOWMANSHIP - Thursday following Steers

Showmanship animals must belong to 4-H'er or family member.
 Novice Showmanship (4-H Beef Exhibitor, age 8-10)Trophy
 Junior Showmanship (4-H Beef Exhibitor, age 11-13).....Trophy
 Senior Showmanship (4-H Beef Exhibitor, age 14 & over only)Trophy
 Master Showman (see showman of showmen rules on page 10).....Plaque
 Alternate Master ShowmanRosette

NOTE: Health and registration papers shall be checked Wednesday from 8:00am -9:00am. On Wednesday morning, all Market Beef will be weighed, mouthed, and determined by a committee if in proper class. The weights will be used to determine classifications for showing and mouthing to determine eligibility of age. The veterinarian's decision will be final.

Breeding Beef – Thursday, 12:00 p.m. (Noon)

Entries in Breeding Beef Classes must have been the property of the exhibitor and part of the project since June 1, current year.

Angus	Chianina	Hereford	Shorthorn	Simmental	A. O. B.	Commercial	
1	11	21	31	41			Bull Calf-Born this year.....\$ \$ \$
2	12	22	32	42	52		Junior Heifer Calf-Born after Nov 1 last year.....\$ \$ \$
3	13	23	33	43	53		Senior Heifer Calf-Born between Sept 1 & Oct 31 last year\$ \$ \$
						61	Commercial Heifer Calf born after Sept 1, last year.....\$ \$ \$
4	14	24	34	44	54		Late Summer Yearling-Born between July 1 & Aug 31, last year.....\$ \$ \$
5	15	25	35	45	55		Early Summer Yearling-Born between May 1 & June 30 last year.....\$ \$ \$
						62	Junior Commercial Heifer-Born between May 1 & Aug 31, last year.....\$ \$ \$
6	16	26	36	46	56		Late Junior Yearling-Born between Mar 1 & Apr 30 last year.....\$ \$ \$
7	17	27	37	47	57		Early Junior Yearling-Born between Jan 1 & Feb 28 last year.....\$ \$ \$
8	18	28	38	48	58		Senior Yearling-Born between Sept 1 & Dec 31\$ \$ \$
9	19	29	39	49	59	63	Senior Commercial Heifer-Born between Sept 1 & Apr 30\$ \$ \$
						64	Kankakee County Heifer – Born & Raised.....\$ \$ \$
							Junior Champion Female Rosette
							Senior Champion Female..... Rosette
							Champion Female Rosette
							Reserve Champion Female Rosette
							Grand Champion Female Over AllTrophy
							Reserve Grand Champion Female Over AllTrophy
							Grand Champion Overall Heifer – Kankakee County Born & Raised.....Trophy
							Reserve Grand Champion Overall Heifer – K3 County Born & Raised.....Trophy
10	20	30	40	50	60		Pair of Heifers (owned by one family).....\$ \$ \$

Heifer Performance Class:

This class is designed to encourage 4-H'ers to keep performance records on their breeding cattle to:

- A. Measure female productivity
- B. Evaluate bull performance
- C. Help in culling and selecting replacement females
- D. Provide permanent records of animals in herd

Performance testing records must be obtained as part of a breed association or state performance testing program and a copy of the records will be presented to the superintendent before the show starts. Females exhibited will need a 205-day weight and/or a 365 day adjusted weight.

65. All breeds (early and late Jr. Yearling) Ribbon & \$ \$ \$

COW PERFORMANCE Show

Superintendent Alex Benoit

Assistant Superintendents Austin Bauer, Josh Lorenz, Derek Richie

Monday, July 25, 2022 –Beef Show Ring

Judging after the Rate-of-Gain Show

Animals will not be shown at the fair. Health papers will be checked on all cows. The evaluation of the cow and calf will be based as follows:

- Cow Evaluation.....25% at halter
- Calf Evaluation25% at halter
- Ratio of Calf to Cow weight (based on 205-day weight)50%

66. Cow (2 years old)..... \$ \$ \$

67. Aged Cows..... \$ \$ \$

Champion.....Rosette

Reserve ChampionRosette

BEEF: RATE-OF-GAIN Show

Superintendent Alex Benoit

Asst. Superintendents Austin Bauer, Josh Lorenz, Derek Richie

Weigh-in: Monday, July 25, 2022 from 5:30 p.m. to 6:30 p.m.

Judging on Hoof: Monday, July 25 at 7:30 p.m. Beef Show Ring

Carcass Judging: Saturday, July 30, 2022 - 8:30 a.m. or at Chenoa Locker, 8 N Veto St., Chenoa, IL 61726

1. The maximum carcass weight for Rate-of-Gain Steers is 950 lbs. Anything over will be disqualified. Minimum carcass weight under 550 lbs. will be disqualified.
2. **Only the top fifteen steers on hoof will be slaughtered**, any remaining steers on hoof will be dismissed and the responsibility of the exhibitor to take home.

The 4-H Beef Rate-of-Gain project is one of the most meaningful projects offered to animal owners. The project offers 4-H'ers an opportunity to learn practical management procedures, learn about the economic principles of beef feeding, and learn about beef carcass characteristics.

Objectives

- A. To teach 4-H members realistic and practical methods of cattle feeding.
- B. To encourage 4-H'ers to select feeder calves on their ability to make efficient gains, rather than solely for their ability to be a show winner.
- C. To demonstrate the need for accurate records to show profit or loss in beef feeding.
- D. To acquaint 4-H'ers with beef cattle buying and selling.
- E. To educate the general public to the facts of beef production and use.

68. On the Hoof..... Trophy & \$ \$ \$

69. On Rail..... Trophy & \$ \$ \$

Overall Winner (must have also completed and turned in a complete set of records)..... Trophy

STEERS

Judging - Thursday, following the 4-H Breeding Show


1. Entries in Steer Class must have been the property of the exhibitor and part of the project since January 1, current year.
2. The 4-H Beef Committee will designate a classification committee to inspect and determine final breed designations of each 4-H steer at the time of weighing. The committee's decision will be final.
3. All reclassified steers will be assigned to crossbreed classes.
4. The weights will be used to determine classifications for showing and mouthing to determine eligibility of age. The veterinarian's decision will be final.

Angus	Hereford	Shorthorn	Simmental	Crossbreeds	All Other Breeds		
70	71	72	73	74	75	Steer, Lightweight.....	\$ \$ \$
76	77	78	79	80	81	Steer, Medium weight.....	\$ \$ \$
82	83	84	85	86	87	Steer, Heavyweight.....	\$ \$ \$
88	89	90	91	92	93	Steer, Kankakee County Born & Raised.....	\$ \$ \$
						Champion Steer	Trophy
						Reserve Champion Steer.....	Rosette
						Grand Champion Steer.....	Trophy
						Reserve Grand Champion Steer.....	Trophy
						Grand Champion Overall Steer – Kankakee County Born & Raised....	Trophy
						Reserve Grand Champion Overall Steer – Kankakee County Born & Raised	Rosette
						Champion Pair of Steers, owned by one exhibitor	Trophy
						Top Ten Gainers (no entry required)	Trophy
						Three Best Steers exhibited by members of one club. These animals must be owned by three different 4-H'ers of the club	Rosettes (4)
Any Breeds, 97							

MARKET HEIFERS

Judging – Thursday, during the 4-H Steer Show. All Market Heifers must be weighed and tattooed.

Any Breeds	94	Market Heifer, Lightweight	\$ \$ \$
Any Breeds	95	Market Heifer, Medium weight	\$ \$ \$
Any Breeds	96	Market Heifer, Heavyweight	\$ \$ \$
		Champion Market Heifer	Trophy
		Reserve Champion Market Heifer	Rosette



WETHER LAMB CARCASS CLASS

Superintendent..... Andrew Lesch
Asst. Superintendents Anna Chapman

Weigh-in: Monday, July 25, 2022 from 5:30 p.m. - 6:30 p.m.

Judging on Hoof: Monday, July 25, 2022 at 7:00 p.m. Beef Show Ring

**Carcass Judging: Saturday, July 30, 2022 at 8:30 a.m. at Chenoa Locker, 8 N Veto St., Chenoa, IL 61726 Or
TBA**

Weight: 90 lbs. minimum

All lambs must show only lamb teeth.

All lambs must be shorn within 10 days of show.

All lambs must be free from disease.


All lambs must meet 2022 Exhibition Livestock Health Requirements in the back of this book.

An individual exhibitor will be allowed one entry in this class.

Exhibitor will be responsible for contacting the superintendent concerning the sale of the carcass **immediately after the show.**

Grand Champion and Reserve Grand Champion will be sold at the 4-H Livestock Auction, if qualified.

262. On Hoof	\$\$\$
263. Carcass	\$\$\$
Grand Champion.....	Trophy
Reserve Grand Champion	Rosette



SHEEP

Superintendent..... Andrew Lesch
 Asst. Superintendents.....Anna Chapman

Judging Market Lamb and Sheep Breeding Shows – Thursday, 3:30 p.m.


NOTE: Registration papers should be checked at the time and place designated by the Department Superintendent. Any time there is a question concerning age of animals in this department, a qualified veterinarian will mouth the animal and his decision will be final. Market ewe lambs show only in market classes.

AUCTION RULES: Market wethers must place in the A or B group to be eligible to sell. Be sure to read Rules and Regulations for

All sheep must be ear tagged or tattooed.

All wethers must be healed and show no evidence of testicular tissue.

Katahdin	Columbia	Dorset	Hampshire	Shropshire	Southdown	Suffolk	Montedale	Other Breeds	Grade	
200	204	208	212	216	220	224	228	232	236	Ram Lamb.....\$ \$ \$
										Champion Ram Rosette
										Reserve Champion Ram..... Rosette
201	205	209	213	217	221	225	229	233	237	Ewe Lamb.....\$ \$ \$
202	206	210	214	218	222	226	230	234	238	Yearling Ewe.....\$ \$ \$
										Champion Ewe..... Rosette
										Reserve Champion Ewe Rosette
203	207	211	215	219	223	227	231	235	239	Pair of Breeding Lambs.....\$ \$ \$
										Grand Champion Ram..... Trophy
										Reserve Grand Champion Ram Rosette
										Grand Champion Ewe Trophy
										Reserve Grand Champion Ewe Rosette
									240	Wether Class A, all breeds\$ \$ \$
										Wether Class B, all breeds\$ \$ \$
										Wether Class C, all breeds\$ \$ \$
										Wether Class D, all breeds\$ \$ \$
										Wether Class E, all breeds.....\$ \$ \$
										Grand Champion Wether..... Trophy
										Reserve Grand Champion Wether Rosette
									241	Pair of Wethers, Class A, all breeds\$ \$ \$
										Pair of Wethers, Class B, all breeds\$ \$ \$
										Grand Champion Pair of Wethers Trophy
										Reserve Grand Champion Pair of Wethers Rosette
									242	Market Ewe Lambs\$ \$ \$
									243	Pair of Market Ewe Lambs Class A\$ \$ \$
										Pair of Market Ewe Lambs Class B.....\$ \$ \$
										Grand Champion Market Ewe Lamb..... Trophy
										Reserve Grand Champion Market Ewe Lamb Rosette
										Grand Champion Pair Market Ewe Lambs Trophy
										Reserve Grand Champion Pair Market Ewe Lambs Rosette
										Junior Showmanship (4-H sheep exhibitors age 8-13) Trophy



Senior Showmanship (4-H sheep exhibitors age 14 & over only)	Trophy
Master Showman (see Showman of Showmen rules on page 10).....	Plaque
Alternate Master Showman	Rosette

DAIRY CATTLE


Superintendent.....Lois Meyer

Judging – Wednesday, August 3, 2022 – 10:00 a.m.
Animals must be in place by Wednesday at 7:00 a.m.

Entries in the Dairy classes must have been the property of the exhibitor and a part of this project in accordance with the following dates: Junior and Senior Calves - June 1, current year; Cows - January 1, current year

NOTE: Health and registration papers shall be checked at the time and place designated by the Department Superintendent. *All dairy animals should be clipped.*
 Animal dates are the same as Junior Show

Ayrshire	Brown Swiss	Guernsey	Holstein	Jersey	Milking Shorthorn	Grade		
100	114	128	142	156	170	184	Spring Heifer Calf (born between Mar 1 current year – May 1 current year)	\$ \$ \$
101	115	129	143	157	171	185	Winter Heifer Calf (born between Dec 1 - Feb 28 current year)	\$ \$ \$
102	116	130	144	158	172	186	Fall Heifer Calf (born between Sept 1 and Nov 30)	\$ \$ \$
103	117	131	145	159	173	187	Summer Yearling (born between June 1 and Aug 31).....	\$ \$ \$
104	118	132	146	160	174	188	Spring Yearling Heifer.....	\$ \$ \$
105	119	133	147	161	175	189	Winter Yearling Heifer	\$ \$ \$
106	120	134	148	162	176	190	Fall Yearling Heifer	\$ \$ \$
							Junior Champion.....	Rosette
							Reserve Junior Champion.....	Rosette
107	121	135	149	163	177	191	Dry Cow 3 & 4 year old.....	\$ \$ \$
108	122	136	150	164	178	192	Dry Aged Cow	\$ \$ \$
109	123	137	151	165	179	193	Junior 2-year-old Cow	\$ \$ \$
110	124	138	152	166	180	194	Senior 2-year-old Cow	\$ \$ \$
111	125	139	153	167	181	195	Cows 3 and 4 years old	\$ \$ \$
112	126	140	154	168	182	196	Best Udder	\$ \$ \$
113	127	141	155	169	183	197	Aged Cows.....	\$ \$ \$
							Senior Champion.....	Rosette
							Reserve Senior Champion.....	Rosette
							Breed Champion	Rosette
							Reserve Breed Champion.....	Rosette
							Junior Showmanship (4-H dairy exhibitors ages 8-13).....	Trophy
							Senior Showmanship (4-H exhibitors ages 14 and over only).....	Trophy
							Master Showman (see Showman of Showmen rules on page 9)	Plaque
							Alternate Master Showman.....	Rosette



Grand Champion Female Trophy
Reserve Grand Champion Female Rosette

SWINE

Superintendents.....William VanWassenhove, Rick White
Asst. Superintendents.....Andrew Frerichs, Dustin Wright

Judging - Market Gilt Show - Thursday at 9:00 a.m. with Barrow show immediately following.

Breeding Show - Friday at 9:00 a.m.

Check-in for Breeding Swine 5:00-6:00 p.m. Wednesday

Swine for exhibition must have a health paper.

Enter market animals in class numbers in bold to be broken at scale

NOTE: Health and registration papers shall be checked at the time and place designated by the Department Superintendent. No oil, powder, or hair coating may be used to dress hogs for the show. Failure to follow this rule is cause for disqualification. 4-H'ers may only exhibit two pairs of barrows per breed. However, only one premium per class will be given. All hogs must have a healed ear notch. (Preferably given at birth). All Swine entered as purebred must have a registration paper and must be registered in the name of the exhibitor only.

Swine for exhibition must have a health paper.

Berkshire	Chester	Duroc	Hampshire	Spotted	Yorkshire	Other Breeds	Grade/Cross	
300	304	308	312	316	320	324	328	Gilt, farrowed after January 1, before February 1\$ \$ \$
301	305	309	313	317	321	325	329	Gilt, farrowed after February 1 and before March 1.....\$ \$ \$
302	306	310	314	318	322	326	330	Gilt, farrowed March 1 or after.....\$ \$ \$
								Champion GiltRosette
								Reserve Champion GiltRosette
								Grand Champion GiltTrophy
								Reserve Grand Champion Gilt.....Rosette
350	351	352	353	354	355	356	357	Individual Barrow - Lightweight.....\$ \$ \$
							358	Individual Barrow - B.....\$ \$ \$
		359	360		361		362	Individual Barrow - C.....\$ \$ \$
							363	Individual Barrow - D.....\$ \$ \$
							364	Individual Barrow - E.....\$ \$ \$
							365	Individual Barrow - F.....\$ \$ \$
							366	Individual Barrow - G.....\$ \$ \$
							367	Individual Barrow - H.....\$ \$ \$
							368	Individual Barrow - I.....\$ \$ \$
							369	Individual Barrow - J.....\$ \$ \$
370	371	372	373	374	375	376	377	Individual Barrow - Heavyweight.....\$ \$ \$
								Champion Barrow.....Rosette
								Reserve Champion Barrow.....Rosette
378	379	380	381	382	383	384	385	Pair of Barrows - Lightweight.....\$ \$ \$

			386	Pair of Barrows – B	\$ \$ \$
			387	Pair of Barrows – C	\$ \$ \$
			388	Pair of Barrows - D.....	\$ \$ \$
			389	Pair of Barrows - E	\$ \$ \$
			390	Pair of Barrows - F	\$ \$ \$
391	392	393	394	Pair of Barrows - Heavyweight	\$ \$ \$
				Champion Pair of Barrows	Rosette
				Reserve Champion Pair of Barrows	Rosette
				Grand Champion Barrow.....	Trophy
				Reserve Grand Champion Barrow.....	Trophy
				Grand Champion Pair of Barrows	Trophy
				Reserve Grand Champion Pair of Barrows.....	Trophy
			395	Market Gilt - Class A.....	\$ \$ \$
	All Breeds		396	Market Gilt - Class B.....	\$ \$ \$
			397	Market Gilt - Class C.....	\$ \$ \$
			398	Market Gilt - Class D.....	\$ \$ \$
			399	Market Gilt - Class E	\$ \$ \$
			400	Market Gilt - Class F	\$ \$ \$
				Champion Market Gilt.....	Trophy
				Reserve Champion Market Gilt.....	Trophy
				Junior Showmanship (4-H Swine exhibitors age 8-13).....	Trophy
				Senior Showmanship (4-H Swine exhibitors age 14 and over only).....	Trophy
				Master Showman (see Showman of Showmen rules on page 10).....	Plaque
				Alternate Master Showman	Rosette

MARKET ANIMAL WEIGHTS

There will be no minimum or maximum weight to show in 4-H.


Must make weight of 230 lbs. and may not weigh more than 300 lbs. to sell in auction.

Market Swine must be weighed and numbered Wednesday from 5-7:00 p.m.

No weighing will be done on Thursday morning.

Animals will be broken into weight classes as evenly as possible by computer.

4-H Auction entries will be made and fees collected from 5-7:00 p.m. Wednesday, in the Swine Show Ring



4-H PORK PREMIERE

Superintendent..... Roger Johnston

Weigh-in: Monday, July 25, 2022 from 5:30 p.m. - 6:30 p.m.

Judging on Hoof: Monday, July 25, 2022, at 7:00 p.m., Beef Show Ring

Carcass Judging: Saturday, July 30, 8:30 a.m. at Chenoa Locker, 8 N Veto St., Chenoa, IL 61726

Exhibits will be placed based on a combined carcass merit and pounds of carcass per day of age score. To be eligible for awards, all carcasses must meet the following minimum standards:

1. Pig must be farrowed after January 20 of current 4-H year. Both purebred and crossbred pigs are eligible. The pigs **do not** have to be farrowed by the exhibitor.
2. Each exhibitor may nominate a maximum of 25 barrows at the time of tattooing. Pigs must be castrated before they are tattooed. NO pigs will be tattooed until they are castrated.
3. Barrows must be nominated, ear-notched and tattooed with a box "K" before they are 35 days old. Pigs cannot weigh more than the equivalent of 1.0 pounds per day of age when tattooed.
4. Tattooing will be supervised by the Extension Staff Member or someone else appointed by the 4-H Ag Committee. Each nomination form must be completed in triplicate. One form is to be retained by the exhibitor, a second copy is retained by the Extension Office, the third copy is sent to the superintendent.
5. Each exhibitor will be allowed to enter one barrow in the premiere class.
6. To be eligible for premiums, carcasses must meet the following standards:
 - a) Minimum hot carcass weight of at least 170 pounds.
 - b) Maximum hot carcass weight of 225 pounds.
 - c) Minimum 10th rib fat thickness of 0.50 inches.
 - d) Minimum carcass length of 30.5 inches.
 - e) Maximum loin muscle area of 8.0 square inches allowed in calculating percent FFL and/or Pounds of Acceptable Standardized Fat-Free Lean Gain per Day on Test.
 - f) Tenth rib fat depth, length and loin eye area based on hot carcass weight as follows:

HOT CARCASS WEIGHT

	<u>170-179</u>	<u>180-189</u>	<u>190-199</u>	<u>200-225</u>
Tenth rib fat depth, maximum inches	.90	1.00	1.10	1.20
Loin eye area, minimum square inches	5.25	5.50	5.75	6.00

- g) The loin muscle is evaluated for color, marbling, and firmness. The following scoring systems will be used: **Color** - NPPC Official Color Standards range from 1.0 (pale pinkish gray to white) to 6.0 (dark purplish red). Loin muscle color scores of 2.0 or lower and 6.0 are disqualified. **Marbling** - NPPC Official Marbling Standards range from 1.0 (1% intramuscular fat to 10.0) (10% intramuscular fat). Loin muscle-marbling scores of greater than 6.0 are disqualified. **Firmness/Wetness** - A three point scale of assessing wetness and firmness of loin muscle will be utilized: 1 = exudative and soft; 2 = moist and firm; 3 = dry and very firm. Loin muscle firmness and wetness scores of 1 will be disqualified.
- h) Pork carcasses that meet the requirements listed above will be ranked by percent fat-free lean (regular carcass show) or pounds of acceptable standardized fat-free gain per day on test (premiere carcass show) using the following equations:
 1. Regular Carcass Show: Pounds of FFL = 8.588 - (21.896 X 10th rib fat depth, inches) + (3.005 x 10th rib loin muscle area, square inches) + (0.465 x warm carcass weight, pounds). To convert to percentage FFL, divide by warm carcass weight and multiply by 100.
 2. Premiere Carcass Show:

$\frac{\text{Pounds of Acceptable Standardized Fat-Free Lean Gain per Day on Test}}{\text{Days on test}}$	<table style="width: 100%; border-collapse: collapse;"> <thead> <tr> <th style="text-align: left; border-bottom: 1px solid black;">Pounds of Fat-Free Lean at Ending Weight</th> <th style="text-align: left; border-bottom: 1px solid black;">Pounds of Fat-Free Lean at Initial Weight</th> </tr> </thead> <tbody> <tr> <td style="border-bottom: 1px solid black;">8.588 + 0.465 x Adj. Carcass Weight, pounds -21.896 x Tenth rib back fat, inches +3.005 x Loin Muscle Area, inches</td> <td style="border-bottom: 1px solid black;">(0.418 x Live Weight, pounds) - 3.650</td> </tr> </tbody> </table>	Pounds of Fat-Free Lean at Ending Weight	Pounds of Fat-Free Lean at Initial Weight	8.588 + 0.465 x Adj. Carcass Weight, pounds -21.896 x Tenth rib back fat, inches +3.005 x Loin Muscle Area, inches	(0.418 x Live Weight, pounds) - 3.650	
Pounds of Fat-Free Lean at Ending Weight	Pounds of Fat-Free Lean at Initial Weight					
8.588 + 0.465 x Adj. Carcass Weight, pounds -21.896 x Tenth rib back fat, inches +3.005 x Loin Muscle Area, inches	(0.418 x Live Weight, pounds) - 3.650					

7. Grand Champion and Reserve Grand Champion carcasses will be sold at the 4-H Auction.
8. The Kankakee County Pork Producers are offering additional premium money to the top four places. The premiums will be \$50, \$40, \$30, \$20. They will pay the top four hogs that qualify.

405 Pork Premiere Class (on hoof) \$ \$ \$
 Grand Champion Carcass..... Trophy
 Reserve Grand Champion Carcass Rosette
 Pork Premiere pigs do not need to be tested.

Live (on hoof) animals judged unsound will be disqualified from competition. Judges decision will be final. Minimum live weight for the 2018 Illinois State Fair Pork Premiere program is 230 lbs.

406 Pork Premiere (on the rail)..... \$ \$ \$

HORSES AND PONIES

Superintendent.....Cameron Schwark
Assistant Superintendents.....Diane Hart, Nicky Shute, and Michelle Smaga

Barn Closes at 10:00 p.m.
Judging - Thursday at 9:00 a.m.

NOTE: Exhibitors will be paid only one premium per class number. All animals measured as shown

Helmets (ASI/SEI approved protective headgear) with safety harness buckled will be required by all riders whenever mounted. They are required in all English, Western and Gymkhana (gaming classes).

1. **DRESS CODE FOR 4-H HORSE EXHIBITORS - All Western class exhibitors are required to wear BLUE JEANS ONLY**, western shirts and boots. No showmanship coats or chaps allowed. All English class exhibitors are required to wear English attire.
2. 4-H exhibitors will be allowed one 4-H attendant in ring while showing.
3. Identification number to be used in ring for 4-H Show will be issued to exhibitors when records are checked. All ages are 4-H age.
4. All animals will stay the duration of the Fair. Release time is 9:00 p.m. Sunday or when Fair Board President announces their release.
5. **Miniatures will be two per stall. If only one per stall, use the other half for tack.**
6. All horses and ponies except mares with/and suckling colts will be tied while in barn.
7. All 4-H horses must be ridden and exercised only in the make-up ring.
8. No animal may be shown by more than one exhibitor.
9. If the 4-H'er's animal dies or is injured after the ownership deadline, the animal may **NOT** be replaced for the current show year. The 4-H'er may exhibit in the Animal Science area (report, poster, etc.) during General Projects judging. The Extension Office must be made aware of the situation prior to judging.
10. Animal Ownership – **Immediate Family** – consists of Parents, Grandparents, Brother or Sister. **Purebred registration papers must be in the individual member's name.**
11. Ponies will be 56" and under.
12. Miniature Horses will be 38" and under.
13. Horses will be 56" and over.
14. Any animal 3 years and over and under 56" will be considered a pony.
15. All ponies will be measured.
16. Horses, ponies, mules, etc. 12 months & older participating in advertised equine event shall be accompanied by a negative test for Equine Infectious Anemia/E.I.A. (Coggins/Celissa) conducted within one year.
17. Ponies must choose Western or English style. May not show same pony in both.

500	Best Groomed Horse or Pony (All Ages)	\$ \$ \$ & Trophy
501	Mini Halter.....	\$ \$ \$ & Trophy
502	Pony Halter	\$ \$ \$ & Trophy
503	Foals & Yearlings Halter	\$ \$ \$ & Trophy
504	Mares & Foals Halter.....	\$ \$ \$ & Trophy
505	Horse Halter – Mare.....	\$ \$ \$ & Trophy
506	Horse Halter – Gelding	\$ \$ \$ & Trophy
507	Aged Halter (Horse 15 yrs. and over).....	\$ \$ \$ & Trophy
	Grand and Reserve Halter	Trophy
	Sr. Showmanship (4-H Horse and Pony exhibitors age 14 and over are eligible).....	Trophy
	Jr. Showmanship (4-H Horse and Pony exhibitors 11-13 years old are eligible).....	Trophy
	Novice Showmanship (4-H Horse and Pony exhibitors 8-10 years old are eligible)	Trophy
	Master Showman (See Showman of Showmen rules on page 10).....	Plaque
	Alternate Master Showman.....	Rosette
*** 15 Minute Break ***		
508	English Walk Trot.....	\$ \$ \$ & Trophy

509	English Pleasure.....	\$ \$ \$ & Trophy
510	English Equitation 13 and under.....	\$ \$ \$ & Trophy
511	English Equitation 14 and over.....	\$ \$ \$ & Trophy
512	Open Driving (Driver Any Age and Horse, Pony, or Mini.....	\$ \$ \$ & Trophy
	*** 30 minute Lunch Break ***	
	** Driving Exhibition **	
513	Bareback Walk Trot.....	\$ \$ \$ & Trophy
514	Bareback Pleasure.....	\$ \$ \$ & Trophy
515	Egg and Spoon – All Ages.....	\$ \$ \$ & Trophy
516	Pony Pleasure.....	\$ \$ \$ & Trophy
517	Western Walk Trot 10 and under.....	\$ \$ \$ & Trophy
518	Western Walk Trot 11 and over.....	\$ \$ \$ & Trophy
519	Western Pleasure 10 and under.....	\$ \$ \$ & Trophy
520	Western Pleasure 11 and over.....	\$ \$ \$ & Trophy
521	Horsemanship 13 and under.....	\$ \$ \$ & Trophy
522	Horsemanship 14 and over.....	\$ \$ \$ & Trophy
	** Freestyle Riding Exhibition **	
	*** 15 Minute Break ***	
523	Trial – All Ages	\$ \$ \$ & Trophy
524	Jr Poles (exhibitor must be 8-13 years of age)	\$ \$ \$ & Trophy
525	Sr Poles (exhibitor must be 14 years of age or over)	\$ \$ \$ & Trophy
526	Jr Barrels (exhibitor must be 8-13 years of age)	\$ \$ \$ & Trophy
527	Sr Barrels (exhibitor must be 14 years of age or over)	\$ \$ \$ & Trophy
528	Jr Dash for Cash (exhibitor must be 8-13 years of age)	\$ \$ \$ & Trophy
529	Sr Dash for Cash (exhibitor must be 14 years of age or over)	\$ \$ \$ & Trophy

CATS

Superintendent..... Kim Yohnka
Assistant Superintendents..... Becky Williams

Judging –Wednesday, July 13 at 7:00 p.m., Extension Office, 1650 Commerce Dr., Bourbonnais, IL
(This event will follow the Small Pets Judging that starts at 6:30 p.m.)

1000	Cats, 1 year and older, (long hair).....	\$ \$ \$
1001	Cats, 1 year and older, (short hair).....	\$ \$ \$
1002	Kittens, long hair (over 6 mos., less than 1 yr. old)	\$ \$ \$
1003	Kittens, short hair (over 6 mos., less than 1 yr. old)	\$ \$ \$
1004	Kittens, all types, (4-6 mos.) Not eligible for Best of Show	\$ \$ \$
	Best Cat of Show	Rosette, Trophy
	Best-Neutered Cat	Rosette
	Best-Spayed Cat	Rosette
	Best Male Cat	Rosette
	Best Female Cat.....	Rosette

Current rabies vaccination certificate will be required.

All cats **must** be kept in an appropriate carrier throughout the show. The only time the cat is out of the carrier is when the judge is working with the animal.



GOATS

Superintendent Nicole Brammer
Assistant Superintendents Jennifer Bauer, Andrew Radtke

Boer Wether Weigh-In – Wednesday 9-10:00 a.m.

Judging Dairy Goats - Thursday at 9:00 a.m.

Judging Boer Goats – Friday at 9:00 a.m., Wethers will show first

Master Showman will be Friday following the Boer Show

NOTE: Health papers shall be checked at the time and place designated by the Department Superintendent. Governed by ADGA rules.

Due to sanitary conditions, **NO GOAT MILK** will be dumped on the ground. Take it home, or take it to the man hole across the drive from the Junior Horse Barn and dump it in there. Failure to comply with this rule can result in premiums being forfeited and/or the exhibitor being barred from further exhibition. Wethers must be healed. 4-H members must be enrolled in the Goat project by January 1. Required dates of ownership are Milking Does –January 1; Kids and Yearlings not in milk wethers – June 1. All animals must meet breed characteristics. All tattoos must be healed. No horned animals except Meat Goats. Registration papers will be checked before the show. **Any animal, which possesses any percentage meat blood line, must be shown in the meat class only.**

Full Blood Boer	Boer	Pure Breed Dairy	Recorded Grade	Commercial Market	Mini Silky	
		600	607			Jr. Doe Kid (born after April 1 current year).....\$ \$ \$
		601	608			Sr. Doe Kid (born between Jan 1 & March 31, current year)\$ \$ \$
		602	609			Doe (under 2 years, yet to freshen).....\$ \$ \$
						Reserve Junior Champion DoeRosette
		603	610			Doe (under 2 years, freshened).....\$ \$ \$
		604	611			Doe (2 years old and under 3, freshened)\$ \$ \$
		605	612			Doe (3 years and under 5 years, freshened).....\$ \$ \$
		606	613			Doe (5 years and older).....\$ \$ \$
					631	Wethers – Miniature Silky.....\$ \$ \$
			614			Dairy Goat Wethers (born after Oct. 1 of previous year)\$ \$ \$
						Reserve Senior Champion Doe.....Rosette
						Grand Champion Dairy Goat WetherTrophy
						Reserve Grand Champion Dairy Goat WetherTrophy
						Dairy Goat Showmanship, Junior and Senior.....Trophy
615	620			625	632	Doe, 0-6 months.....\$ \$ \$
616	621			626	633	6-12 months\$ \$ \$
						Junior Champion DoeTrophy
						Reserve Junior Champion DoeRosette
617	622			627	634	12-24 months\$ \$ \$
618	623			628	635	24-36 months\$ \$ \$
619	624			629	636	36-48 months\$ \$ \$
						Senior Champion Doe.....Trophy
						Reserve Senior Champion Doe.....Trophy
				630		Commercial Meat Goat Wether (born after Oct. 1 of current 4-H year).....\$ \$ \$
						Grand Champion Meat Goat WetherTrophy
						Reserve Grand Champion Meat Goat WetherRosette
						Grand Champion Jr. Boer Doe of Show.....Trophy
						Reserve Grand Champion Jr Boer Doe of ShowRosette
						Grand Champion Sr. Boer Doe of ShowTrophy
						Reserve Grand Champion Sr Boer Doe of Show.....Rosette
						Boer Showmanship, Junior and Senior.....Trophy
						Master Showmanship (Dairy & Boer Showman).....Plaque
						Alternate Master ShowmanRosette



POULTRY

Superintendent..... Becky Ramirez
 Assistant Superintendents Victoria Ramirez

Judging – Wednesday, at 1:00 p.m.
Showmanship –TBA
Junior Showmanship (4-H poultry exhibitors age 8-13)
Senior Showmanship (4-H poultry exhibitors ages 14-18)
Rooster Crowing Contest – Sunday, 5:00 p.m. or after Ag Olympics

GENERAL RULES

1. All exhibitors are required to handle their birds during the show. In case of sickness, two entries, or conflict in judging schedule, another Kankakee County 4-H member may be secured to help. Parents or adults cannot help in the ring.
2. Each exhibitor may make two entries in each of the following classes; however only one premium will be paid per class.
3. A Cock (old male) is a male 12 months old or older.
 A Hen (old female) is a female 12 months old or older.
 A Cockerel (young male) is a male less than 12 months old.
 A Pullet (young female) is a female less than 12 months old.
 A breeding pen will be 3 birds, same age, 1 male and 2 females.
4. A pen will consist of 1 male and 2 females of the same age and breed. A pair will consist of 1 male and 1 female of the same age and breed. Young birds or old birds.
5. A broiler-fryer market pen shall consist of three birds of the same sex and uniform market size. All birds must be hatched after January 1 of the current year and a marketable size at show time.
6. A roaster market pen shall consist of three birds of the same sex and uniform market size. All birds must be hatched after January 1 of the current year and a marketable size at show time.
7. An Egg production pen shall consist of three regular size hens.
8. Market classes will be judged on: conformation, fleshing, finish, feathering and uniformity.
9. Egg production shall consist of 1 dozen eggs, and will be judged on the following:

a. Uniformity of color	b. Cleanliness of shell	c. Soundness of shell
d. Uniformity of shape	e. Uniformity of size	f. Interior quality
10. Pheasant and Wildlife exhibitors must furnish own cooping.
11. Birds may show as breeding **or** market birds, not as both.
12. Each pen should have spill proof water and feed containers to hold sufficient feed & water for bird's health during a 12-hour period.
13. All birds penned on floor must have a minimum of 1-1/2 inches of bedding.

Cockerel	Pullet	Cock	Hen	Pen	STANDARD	
700	701	702	703	704	All American Breeds	\$ \$ \$
705	706	707	708	709	All Mediterranean Breeds	\$ \$ \$
710	711	712	713	714	Asiatic Breeds	\$ \$ \$
715	716	717	718	719	All English Breeds	\$ \$ \$
720	721	722	723	724	All Continental Breeds	\$ \$ \$
725	726	727	728	729	All Other Breeds	\$ \$ \$
					Best of Breed.....	Rosette

American – Plymouth Rock, Wyandotte, Rhode Island Red, Any Other American
Mediterranean – Leghorn, Minorca, Any Other Mediterranean
Asiatic Breeds – Brahma, Cochin, Langshan
English – Orphington, Australop, Sussex, Cornish, Any Other English
Continental – Hamburg, Polish, Faverolle, Any Other Continental
All Other Breeds – Sumatra, Cubalaya, Phoenix, Ameracauna, Any Other Breed

730	Egg Production – (Eggs, 1 dozen)	\$ \$ \$
731	Non-commercial Egg Production (Quail, Duck, etc.) – Eggs, 1 dozen	\$ \$ \$
732	Egg Decorating – (1-6 eggs, must be blown).....	\$ \$ \$
733	Egg Production Pen	\$ \$ \$
	Champion Standard Chicken	Trophy
	Champion Meat Pen (to come from best of Broiler-Fryer and Roaster pens)	Trophy

MARKET SHOW

734	Pen of Broiler Fryers (5 lbs. and under)	\$ \$ \$
735	One Pair of Market Ducks	\$ \$ \$
736	One Pair Geese.....	\$ \$ \$
737	Pen of Roasters (5.1 lbs. and over)	\$ \$ \$

* A meat pen is three identical birds. All the same gender, breed and weight.

BARNYARD

Cockerel	Pullet	Cock	Hen	Pen	
738	739	740	741	742	Home Flock or Crossbred
					\$ \$ \$

BANTAMS

Cockerel	Pullet	Cock	Hen	Pair	
743	744	745	746	747	Feather Legged
					\$ \$ \$
748	749	750	751	752	All Other Comb Clean Legged
					\$ \$ \$
753	754	755	756	757	Rosecomb \$ \$ \$
758	759	760	761	762	Single Comb \$ \$ \$
763	764	765	766	767	American, Modern & Old English Game.....
					\$ \$ \$
					Best Overall Bantam
					Trophy

Feather Legged – *Cochin, Brahma, Millie-Fleur, Porcelain, Silkies, Any Other Breed*

Clean Legged – *Wyandotte, Leghorn, Sebright, Antwerp Belgium D’Ander, Rhode Island Red, White Rock, Barred Rock, Leghorn, Jap, Frizzle, Any Other Breed*

DOMESTIC FOWL

Cockerel	Pullet	Cock	Hen	Pen	
768	769	770	771	772	Guinea Fowl.....
					\$ \$ \$
773	774	775	776	777	Pea Fowl.....
					\$ \$ \$
778	779	780	781	782	Any Other Domestic Fowl
					\$ \$ \$

WATERFOWL

DUCKS

Young Drake	Young Duck	Old Drake	Old Duck	Pair	
783	784	785	786	787	Bantam Ducks (<i>Call Ducks, Mandarin, East Indies, AOB</i>)
					\$ \$ \$
788	789	790	791	792	Standard Ducks Any Breed (<i>Buff, Indian, Runner, Campbell, Crested, Cayuga, Mallard</i>)
					\$ \$ \$
793	794	795	796	797	Any Other Breed (<i>Pekin & Rouen Duck</i>).....
					\$ \$ \$
					Best Duck
					Rosette

GEESE

Young Gander	Young Goose	Old Gander	Old Goose	Pair	
798	799	800	801	802	Heavy Weight - <i>Toulese, Brown African, White African, Embden</i> \$ \$ \$
803	804	805	806	807	Medium Weight - <i>Pilgram, Buff</i>\$ \$ \$
808	809	810	811	812	Light Weight - <i>China Canada, Roman Tuffed, Egyptian, Any Other Breed</i>\$ \$ \$
					Best Overall Pen Waterfowl..... Trophy & Rosette
					Best Goose.....Rosette

Tom	Hen	Pair
813	814	815
816	817	818
819	820	821

TURKEYS

Bronze.....	\$ \$ \$
White.....	\$ \$ \$
A.O.B.....	\$ \$ \$
Best Turkey.....	Rosette

Young Cock	Young Hen	Cock	Hen	Pair
822	823	824	825	826
827	828	829	830	831
832	833	834	835	836


WILDLIFE BIRDS

Pheasant (Any).....	\$ \$ \$
Quail (Any).....	\$ \$ \$
Any Other Wildlife Birds.....	\$ \$ \$
Best Wildlife.....	Rosette

Young Cock	Young Hen	Cock	Hen	Pair
837	838	839	840	841
842	843	844	845	846
847	848	849	850	851

PIGEONS

Flight - <i>Homers, Roller, Tumblers, Any other Breed</i>	\$ \$ \$
Fancy - <i>Indian Fantail, American Fantail, Modena, Any Other Breed</i>	\$ \$ \$
Utility - <i>King, Runt, Any Other Breed</i>	\$ \$ \$
Best Pigeon.....	Trophy



RABBITS

Superintendents..... Jennifer Bauer
Asst. Superintendents Becky Ramirez

Showmanship Rabbit Clinic – Wednesday, 3:00 p.m.
Bunnies on Parade - Wednesday, 4:00 p.m.

Judging - Thursday at 3:00 p.m.
SHOWMANSHIP – Thursday, TBA

Junior Showmanship (4-H rabbit exhibitors age 8-13)..... Trophy
 Senior Showmanship (4-H rabbit exhibitors ages 14 and over only) Trophy

RULES: Premiums will be paid only once on a rabbit shown in more than one class. Premiums will be paid for only one rabbit per exhibitor in each class. All 4-H Rabbits being exhibited **MUST** have a tattoo.

Only Rabbits entered in shows will be allowed to be penned.
 No Rabbits under 8 weeks of age will be allowed.

NOTE: 4-Her's must be present to exhibit their rabbits for the judges. Rabbits will be judged according to ARBA standards.

900 Meat Pen (3 animals - minimum 3 lbs. each, maximum 5.5 lbs. each - not to exceed 70 days of age) \$ \$ \$
 Grand Champion Meat Pen Trophy
 Reserve Grand Champion Meat Pen Trophy
 901 Single Fryer (minimum 3 lbs, maximum 5.5 lbs. not to exceed 70 days of age) \$ \$ \$
 Grand Champion Single Fryer Trophy
 Reserve Grand Champion Single Fryer..... Trophy
 Grand Champion Rabbit..... Trophy
 Reserve Grand Champion Rabbit..... Trophy

Senior Buck	Senior Doe	6-8 mo. Buck	6-8 mo. Doe	Junior Buck	Junior Doe		
902	903	904	905	906	907	01 Californians.....	\$ \$ \$
908	909	910	911	912	913	02 Flemish Giants	\$ \$ \$
914	915			916	917	03 Mini Satin	\$ \$ \$
918	919			920	921	04 Dutch	\$ \$ \$
922	923			924	925	05 Florida Whites	\$ \$ \$
926	927			928	929	06 Havana.....	\$ \$ \$
930	931			932	933	07 Holland Lops	\$ \$ \$
934	935			936	937	08 Jersey Wooleys.....	\$ \$ \$
938	939			940	941	09 Mini Lops.....	\$ \$ \$
942	943			944	945	10 Mini Rex	\$ \$ \$
946	947			948	949	11 Netherland Dwarfs.....	\$ \$ \$
950	951	952	953	954	955	12 New Zealand's.....	\$ \$ \$
956	957			958	959	13 Other Purebreds	\$ \$ \$
960	961	962	963	964	965	14 Palaminos.....	\$ \$ \$
966	967			968	969	15 Silvers	\$ \$ \$
					970	Pet Rabbits*	\$ \$ \$

*(To show in the Pet Rabbit Class – Qualifications: Only rabbits that are actually pets, can not be shown in any other class, and do not meet ARBA standards, may be exhibited in the pet rabbit class.)

SMALL PET SHOW

Superintendent Kim Yonka

Each county may submit two entries in Animal Science to the State Fair. These entries are chosen from the Reports/Display/Posters classes in this section and the Animal Science section on July 30, 2022.

Live Judging –Wednesday, July 13 at 6:30 p.m., Extension Office, 1650 Commerce Dr., Bourbonnais, IL

1. Entries are limited to two (2) species per 4-H'er (only one premium will be paid per class.)
2. Exhibitors must provide own sturdy cages. Animals will remain in cages except during judging.
3. Health requirements:
 - Pot-bellied Pigs - must have proof of pseudo-rabies and brucellosis tests within 90 days of fair.
 - Ferrets - must have papers to show proof of rabies and distemper shots.
4. Exhibits
 - A. Live Animals (**must be in cage**) - Hamsters, Guinea Pigs, Mice, Rats, Gerbils, Hedgehogs, Ferrets (**also need harness**), Pot-bellied Pigs (**also need leash**).
 1. Judging will be on care of animal and 4-H'ers knowledge of animal and its care.

Some Small Pets are not allowed to exhibit in the live show, Caged Birds, Reptiles (Snakes, Lizards, Iguanas, Turtles), Amphibians & Crustaceans, Tropical Fish. Reports, Displays and Posters are allowed for those animals.

For Reports/Displays/Posters, (**DO NOT BRING ANIMAL TO SHOW**) - Caged Birds, Reptiles (Snakes, Lizards, Iguanas, Turtles), Amphibians & Crustaceans, Tropical Fish (Describe varieties of fish, feeding, maintenance, include picture of tank) This project will be judge on July 30, 2022 at Weber Center, Olivet Nazarene University, Bourbonnais, IL with the General Projects. The State Fair exhibit date is August 12, 2022.

1. All exhibits **MUST INCLUDE PHOTO** that shows development of project.
2. Exhibits marked “*” below may be eligible for State Fair selection in Animal Science Category.

REPORTS/DISPLAYS/POSTERS – Judged July 30, 2022 at General Projects Judging, Weber Center, Olivet Nazarene University, Bourbonnais, Illinois

*2200 Caged Birds.....	\$ \$ \$
*2201 Reptiles	\$ \$ \$
*2202 Tropical Fish	\$ \$ \$
*2203 Amphibians & Crustaceans.....	\$ \$ \$

LIVE ANIMALS

2204 Rats and Mice.....	\$ \$ \$
2205 Gerbils	\$ \$ \$
Best Gerbil.....	Rosette
2206 Ferrets.....	\$ \$ \$
2207 Pot-bellied Pigs.....	\$ \$ \$
2208 Hedgehogs	\$ \$ \$

GUINEA PIGS AND HAMSTERS

2209 Hamsters \$ \$ \$	
Best Hamster.....	Rosette
2210 Cavy Boar, Senior.....	\$ \$ \$
2211 Cavy Boar, Junior	\$ \$ \$
2212 Cavy Sow, Senior	\$ \$ \$
2213 Cavy Sow, Junior	\$ \$ \$
Best Guinea Pig	Rosette
Best Junior Cavy	Rosette
Grand Champion Small Pet	Trophy
Reserve Grand Champion Small Pet.....	Rosette

DOGS

Superintendent.....Pat Farman
Asst. SuperintendentsBrett, Buza, Myra Emme, Vanessa Salm
Judging - Saturday, July 16, 2022 at 8:30 a.m.
Jeff & Myra Emme Farm; 1650 E 3350N Rd, Chebanse, IL. 60922

Ring 1 - Beginner Novice I, Beginner Novice II, Preferred-Novice, Novice, Graduate Novice, Preferred-Open, Open, Graduate Open, Preferred-Utility, Utility, Junior Showmanship, Senior Showmanship, Rally Novice, Rally, Intermediate, Rally Advanced, Rally Excellent, Agility I, Agility II
Ring 2 - Dog Care
Judging begins in both rings simultaneously

- RULES:**
1. Only dogs participating in the 4-H Dog Show may be on the show premises.
 2. 4-H'ers **MUST** bring current rabies vaccination certificates.
 3. A dog being shown in the dog obedience project must be trained by and belong to the exhibitor or to a member of his/her immediate family.
 4. All dogs must be brought to the show on a six- foot (or shorter for advanced classes)leather, nylon or canvas leash. No prong or electronic collars will be allowed on the show premises. Collars with identification tags are not show collars and are not to be used in the show rings. Harnesses and other training aids, such as gentle leaders are not acceptable show equipment.
 5. A dog that is not under the control of the exhibitor, or shows viciousness toward its handler, judge, or other dogs, will be excused from the class and/or show premises.
 6. Any handler that is constantly controlling the dog by tugging on the leash must receive a non-qualifying score.
 7. A handler that uses abusive behavior toward a dog will be dismissed from the class.
 8. A trophy will be awarded to the high scoring qualifying dog in Novice and above obedience classes.
 9. Best of Show will be picked from the top dogs that received an “A” rating in each obedience, rally, showmanship and dog care class.

Dog Obedience Division

Any dog **NOT** receiving a score of 50% or more of the available points for each exercise on the score sheet and a final score of at least 170 points may show in the same class at the next fair. Any repeating Beginner I will show in Beginner II. All other classes will repeat the same class. AKC rules will be used as a guideline for judging. In most cases, commands/signals given by the handler will be either voice or hand, but not both. See full AKC rules for class specific rules.

50401 Beginner Novice I class (For inexperienced handlers and inexperienced dogs)

All exercises are done on leash\$ \$ \$ & Trophy

1. Heel on leash (forward, halt, right turn, left turn, slow, normal and fast).
The last order signifies that the handler and dog must break pace. These orders may be given verbally or by utilizing posted signs.
2. Figure eight (on leash)
3. Sit for exam (on leash)
4. Sit stay(walk around ring)
5. Recall (off leash front/no finish)

50402 Beginner Novice II class (for experienced handlers and inexperienced dogs or experienced dogs and inexperienced handlers).

All exercises are done on leash\$ \$ \$ & Ribbon

1. Heel on leash (forward, halt, right turn, left turn, slow, normal and fast). The last order signifies that the handler and dog must break pace. These orders may be given verbally of by utilizing posted signs.
2. Figure eight (on leash)
3. Sit for exam(on leash)
4. Sit stay (walk around ring)
5. Recall (off leash front/no finish)

- 50403 Preferred Novice class**..... \$ \$ \$ & Trophy
1. Heel on leash and figure 8
 2. Stand for examination (off leash)
 3. Heel free (off leash)
 4. Recall (off leash with finish)
 5. Sit or Down Stay- walk around the ring
 6. Sit Stay- Get your leash (off leash)
- 50404 Novice class I and II** \$ \$ \$ & Ribbon
1. Heel on leash and figure 8 (on leash)
 2. Stand for examination (off leash)
 3. Heel free (off leash)
 4. Recall (off leash)
 5. Sit Stay – Get your leash (off leash))
 6. Group exercise – Sit & Down Stay (on leash)
- 50405 Graduate Novice class** \$ \$ \$ & Ribbon
1. Heel on leash and figure 8 (off leash)
 2. Drop on recall
 3. Dumbbell recall
 4. Dumbbell Recall over high jump
 5. Recall over broad jump
 6. Stay- Get your leash (sit, down)
- 50406 Preferred Open class** \$ \$ \$ & Ribbon
1. Heel free and figure 8
 2. Command Discrimination (Stand, Down, Sit)
 3. Drop on recall
 4. Retrieve on flat
 5. Retrieve over high jump
 6. Broad jump
 7. Stay-Get your leash (Sit,Down)
- 50407 Open class** \$ \$ \$ & Ribbon
1. Heel free and figure 8
 2. Command Discrimination (Stand, Down, Sit)
 3. Drop on recall
 4. Retrieve on flat
 5. Retrieve over high jump
 6. Broad jump
 7. Stay-Get your leash (Sit,Down)
- 50408 Graduate Open class**.....\$ \$ \$ & Ribbon
1. Signal exercise
 2. Scent discrimination
 3. Go Out
 4. Directed Jumping
 5. Moving stand & examination
 6. Directed retrieve
- XXXX Preferred Utility Class**.....\$\$\$ & Ribbon
1. Signal Exercise
 2. Scent Discrimination Article #1
 3. Scent Discrimination Article #2
 4. Directed Retrieve
 5. Moving Stand & Examination
 6. Directed Jumping
- 50409 Utility class**..... \$ \$ \$ & Ribbon
1. Signal exercise
 2. Scent discrimination Article #1
 3. Scent discrimination Article #2
 4. Directed retrieve
 5. Moving, stand and examination
 6. Direct jumping

AGILITY

A dog may be exhibited in either Agility I or Agility II, but not both. A 4-H exhibitor may exhibit a second dog in the other class.

- 1119 Agility I** (Must have approval from Superintendent prior to June 1 to enter this class) will be run on-leash. Winner of this class is **NOT** eligible for State Fair..... \$ \$ \$ & Trophy
- 1120 Agility II** (Must have approval from Superintendent prior to June 1 to enter this class) will be run off-leash. Winner of this class is **NOT** eligible for State Fair..... \$ \$ \$ & Trophy

RALLY OBEDIENCE

1. Dog/handler team must receive a qualifying score of 70 out of 100 to compete at state level
2. The event will be timed. In the event of a tie score, the fastest time will break the tie.
3. A dog/handler team must receive 3 qualifying scores before advancing to the next level.
4. Unless otherwise noted, handler may speak to the dog, pat their leg, or clap their hands to encourage.

Rally Novice Trophy
10-15 signs are used (not including start and finish). 3-7 of the signs must be “stationary” signs. Performed on leash.

Rally Intermediate Ribbon
12-17 signs are used (not including start and finish). 3-7 of the signs must be “stationary” signs. At least 3 “advanced” signs. Performed on leash.

Rally Advanced Ribbon
12-17 signs are used (not including start and finish). 3-7 of the signs must be “stationary” signs. At least 3 “advanced” signs. Dog must jump once. Performed off leash.

Rally Excellent Ribbon
15-20 signs are used (not including start, finish, or call marker). Dog must jump twice. 2 or more of the signs must be “advanced” signs. 3 or more of the signs must be “excellent” signs. Must include a “Sit Stay” sign. Performed off leash. Cannot pat leg or clap hands for encouragement.

Dog Care Division

Judging will be on the dog's cleanliness, general health, grooming, and the handler's knowledge and use of proper dog care.

- | | | |
|------|---|----------|
| 1121 | Puppy Class (under 1 year purebred)..... | \$ \$ \$ |
| 1122 | Puppy Class (under 1 year mixed breed)..... | \$ \$ \$ |
| 1123 | Adult Class (purebred, working breeds, over 1 year)..... | \$ \$ \$ |
| 1124 | Adult Class (purebred, sporting breeds, over 1 year)..... | \$ \$ \$ |
| 1125 | Adult Class (purebred other breeds, over 1 year)..... | \$ \$ \$ |
| 1126 | Adult Class (mixed breed, under 30 lbs.)..... | \$ \$ \$ |
| 1127 | Adult Class (mixed breed, 30 lbs. and over)..... | \$ \$ \$ |
| | Best of Show..... | Trophy |

Showmanship

1. Exhibitors will be judged on handling skill, knowledge of breed standards of their dog, dog show terminology, and elementary dog anatomy. The judge has the right to question exhibitors in one or all of these areas.
2. Dogs will be judged on cleanliness, general health and grooming. Purebred and non-purebred dogs are eligible for this class. The breed of dog has no bearing on judging or placement.
3. 4-H'ers should use a standard conformation lead to show their dogs.
4. Winners of Dog Showmanship classes may win more than once in their age class.

Senior Showmanship (4-H Dog Exhibitor 14 & Over only) Trophy & Reserve Ribbon
Junior Showmanship (4-H Dog Exhibitor 8-13)..... Trophy & Reserve Ribbon

4-H GENERAL PROJECTS DIVISION

Rules and Regulations

COVID-19 Rules/Requirements

- 5. By participating in an in-person show/fair, you agree to abide by all rules and requirements that are in place at the time of the show. i**
- 6. Participants, parents, spectators, and volunteers who do not follow these guidelines will be asked to comply or leave the event.** Non-compliance may result in the whole event needing to be postponed or canceled – we need the cooperation of ALL involved in order to safely hold in-person events.
- 7. If you cannot comply with the above guidelines for whatever reason it is your responsibility to contact Extension Staff at blm3@illinois.edu BEFORE the actual event to request an accommodation.**
- 8. *Illinois 4-H reserves the right to adjust or cancel events in the case of identified risk, such as changes in local COVID conditions or known instances of non-compliance with safety guidelines.***

General

- While every care is being exercised, the Kankakee County Fair & Exposition Inc., other exhibit locations and University of Illinois Extension – Kankakee County Unit 4-H Program cannot be responsible for loss or damage to property or exhibits, to injury of individuals or for theft or accident.
- Date, place and time for various shows are listed on page 5.
- If you need a reasonable accommodation to participate in this program, please contact the Kankakee County Extension Office, at the following phone number and/or address: University of Illinois Extension – Kankakee County, 1650 Commerce Drive, Bourbonnais, IL 60914; 815/933-8337 at least two weeks prior to the event with your accommodations request.
- County Public Speaking Judging is March 15, 2022, 6:00 p.m. at the Extension Office with the State Public Speaking event on April 30, 2022 at Parkland Community College in Champaign, IL
- Foods, Clothing and General Projects Judging is on Saturday, July 30, 2022 at Olivet Nazarene University, Weber Center.

Entries

- All 4-H entries should be made through the FairEntry.com program on-line **NO LATER THAN JUNE 7**. 4-H main club leader will provide information to club members about entries.
- The exhibitor's name, age as of September 1, 4-H Club, and class entry name must be attached to every entry. Visual Arts entries must be marked "original" or "non-original". Articles not designated as "original" will be judged as "non-original". (4-H'ers will receive pre-printed exhibit tags from their 4-H club leader.)
- An individual club member may not exhibit more than one entry per class in the General Projects area.
- Project books may be required for exhibits in the General Projects judging classes. Check the project class for specific information.
- No live animals are permitted at General Projects judging.

Judging

- All projects will be conference/interview judged. 4-H'er should be prepared to discuss with the judge their goals and objectives of the project, methods used, process and what was learned from the project.
- 4-H'ers who will not be able to attend judging due to work/family vacation/illness, etc. need to notify the Kankakee County Extension Office. The project may be brought to the judging show by another 4-H member along with a Fair Exhibit Report form, found on the Kankakee County 4-H Website, explaining goals and objectives of the project and methods, process and what was learned from the project.*
- If one of the exhibit requirements is not met, the grade will be dropped by one grade.
- Ribbons will be given to all entries, if funding is available.

5. All decisions made by the judges are final.
6. An “A” rating does not automatically mean you will be considered for State Fair.
7. *Protests/Grievances:* A 4-H'er, their parent or guardian, lodging a protest must first deposit \$25 with the superintendent of the project area, which sum will be forfeited to the Kankakee County 4-H/Youth Foundation if the protest is not sustained. All protests must be in writing, signed by the 4-H'er, their parent or guardian, and must be lodged within six (6) hours after the show. The protest will be presented to a Grievance Committee appointed by the Youth Program Committee Chairperson. The decision of the Grievance Committee will be final.
8. Kankakee County projects not eligible for State Fair are listed and in green print. County Civic Engagement: Local History, Read-A-Book, Garden Tractor Rodeo, Tallest Stalk of Corn.
9. These projects are State projects yet will not have State Fair Exhibit Selection and are in Green Print. They will be judged at General Projects judging:

Bicycle	Collectibles
Computer Beginning Visual Programming	Consumer Ed -Be the E
Electricity 4	Exploratory
Exploring Your Environment 1 & 2	
Service Learning	Robotics Beginning 1 & Junk Drawer 1
Shooting Sports	Plant and Soil Science
Visual Arts – Non Original except for Fiber 8-10 year olds	

State Fair Project Selection

State Fair Eligibility & Project Selection Information – State Fair Selection for General Projects Judged on July 30 will begin at the end of the project judging.

1. Any youth in Illinois, who is enrolled as a 4-H member may be chosen to participate in 4-H classes and activities at the 2022 Illinois State Fair, providing the exhibitor meets the eligibility rules for participation.
2. At the 2022 Illinois State Fair, there will be interview judging for all 4-H exhibits. Each exhibitor will receive a 10 minute judging period.
3. A 4-H member may enter only one individual exhibit **and** one group exhibit in the 4-H General Project Show. The exception to this rule is Public Speaking. A youth may exhibit in Public Speaking and one individual exhibit and one group exhibit in the 4-H General Project Show.
4. Project must be made in the current 4-H year. The same project or speech that is selected at the county level must be the one exhibited at the State Fair with the exception of exhibits in the areas of Food & Nutrition (must be the same recipe), Crops (plant exhibits), Floriculture, and Vegetable Market Baskets/plates. Modifications can be made to the original county exhibit to 1) meet State Fair class requirements, or 2) incorporate suggested improvements made by the local judge.
5. 4-H'er must be enrolled in the project. If youth's name is not in the judge's book, then 4-H staff must verify enrollment. *No write-in's are allowed by the judge or their helpers.* Only Extension Staff or 4-H Projects Committee members may add write-ins.
6. Generally to be chosen as a State Fair Delegate, 4-H'er should: Score an “A” rating; demonstrate knowledge of project through conference judging; follow exhibit requirements – clean, neat, attractive, etc. according to score sheet for project.
7. Number of delegates are determined by State 4-H Office through a quota system according to project enrollment. The number of alternates is determined locally by 4-H Projects Committee.
8. (Extension staff will monitor.) 4-H'er may not go two years in a row in same level of project, unless:
 - a. It is 4-H'ers last year in 4-H
 - b. There is no one else to attend as delegate
 - c. 4-H'er is enrolled in last level of project and cannot enroll in next level, because there is not a next level.
9. If a 4-H'er is chosen in an area they were chosen in the previous year, but did not attend as a delegate in that area (the alternate went instead), they may attend as a delegate in that area.
10. Final decisions for State Fair consideration of delegates and alternates will rest with the 4-H Projects Committee and Extension Director.

Club Displays

1. Club Displays will be at the New Creative Arts Building (across from the Beer Garden) at the Kankakee County Fairgrounds. Set up at the fairgrounds will start on Saturday, July 30 at 3:00 p.m.
2. Club displays must be completed by Tuesday, August 2, 2022 at 4:00 p.m. (Judging will start promptly at 4:00.) Each display should be weather proof from the very beginning. We encourage each club to display picture boards of activities throughout the year. If including projects, they should be displayed in a safe manner and protected from the weather. It is up to each club to decide what is in the club display. Judging results will be posted on Wednesday, August 3. Clubs will need to provide club signs and creativity in display techniques. Clubs are also responsible for bringing any necessary tools to put up and take down display. These would include: hammer, nails, staple gun, staples, tacks, tape, staple removers etc.
3. Each club will be given fenced display space with dimensions unknown at this time. The area from the top of the pegboard to the top step is 49" tall. The top step is 10 ½” to 11” wide, second step is 11” to 11 ½" wide, third step is 14 ½” to 15" wide and the fourth step is 15" wide. The height of the steps is from 7 ½” to 7 ¾". There will be no additional lattice areas

for other displays due to the size of the new building. Displays will be judged for 1st, 2nd, and 3rd places, in small and large club category.

4. For Club Display removal, two Adult Leaders from each club will be admitted to the Creative Arts Building at 6:30 p.m. on Sunday, August 7 and should remain with projects and displays until released at 7:00 p.m. Leaders are responsible for any projects belonging to their club. Please remember to remove any nails, tacks etc. that you put up for your display. Leaders are responsible for bringing boxes to place articles. The Creative Arts Building will be open on Monday, August 8, 2022 from 8:00 a.m. to noon for clubs who are unable to remove their displays on Sunday evening. Any items remaining after that time will be thrown away.
5. The Creative Arts Building will close each night at 9:00 p.m.
6. Club displays will be judged on the following (each category is worth 10 points): visually “eye catching” display, colorful display, orderly & attractive, objects neatly arranged, posters & signs readable, interest in 4-H club work developed, does it keep your interest, fair theme carried through in the display, club leaders, and a contact phone number listed, club activities throughout the year shown.
7. Fair theme for 2022: **“Find Your Spark”** or **“Adventure Awaits”**.

Rules & Protests

The 4-H Projects Committee, Youth Program Committee, and 4-H Department Superintendents reserve the right to make any additional rules deemed necessary for the best interest of the majority of 4-H members exhibiting.

4-H GENERAL PROJECTS SUPERINTENDENTS

Amy Krone, **Chairperson**

Jennifer Bauer, Margaret Cote, Arianne Kaack,
Peggy Regas, Lorraine Wildman, Kim Yohnka

Green print indicates County Project Only – No State Fair opportunity]

AEROSPACE

Each county may send 2 entries total from 50130, 50131; and 1 entry from 50133.

Aerospace 2 Model Rocketry (SF 50130)

Exhibit one model rocket assembled or made by the member. The exhibit will be a static display. The model rocket should be in good flying condition. DO NOT include the rocket engine with your exhibit. The rocket will not be launched. Attach the printed directions for construction of the rocket if any were used.

Aerospace 2 Aerospace Display (SF 50131)

Prepare a display related to the aerospace project that does not fit in the model rocketry class. The exhibit may include, but isn't limited to, original works, objects, demonstrations, digital presentations, programs, websites, games, apps, performances, or posters that you have made. Choose whatever method best shows what you've learned. You must furnish any equipment you need for your exhibit. Internet service will not be provided for the exhibit. All exhibits must include something visual, such as a printed copy of a digital presentation, which will remain on display during the exhibition. Electronic equipment will only be used during your personal judging time and will not remain on display during the entire exhibit period.

Aerospace 3 Model Rocketry (SF 50130)

Exhibit one model rocket assembled or made by the member. The exhibit will be a static display. The model rocket should be in good flying condition. DO NOT include the rocket engine with your exhibit. The rocket will not be launched. Attach the printed directions for construction of the rocket if any were used.

Aerospace 3 Aerospace Display (SF 50131)

Prepare a display related to the aerospace project that does not fit in the model rocketry class. The exhibit may include, but isn't limited to, original works, objects, demonstrations, digital presentations, programs, websites, games, apps, performances, or posters that you have made. Choose whatever method best shows what you've learned. You must furnish any equipment you need for your exhibit. Internet service will not be provided for the exhibit. All exhibits must include something visual, such as a printed copy of a digital presentation, which will remain on display during the exhibition. Electronic equipment will only be used during your personal judging time and will not remain on display during the entire exhibit period.

Aerospace 4 Model Rocketry (SF 50130)

Exhibit one model rocket assembled or made by the member. The exhibit will be a static display. The model rocket should be in good flying condition. DO NOT include the rocket engine with your exhibit. The rocket will not be launched. Attach the printed directions for construction of the rocket if any were used.

Aerospace 4 Aerospace Display (SF 50131)

Prepare a display related to the aerospace project that does not fit in the model rocketry class. The exhibit may include, but isn't limited to, original works, objects, demonstrations, digital presentations, programs, websites, games, apps, performances, or posters that you have made. Choose whatever method best shows what you've learned. You must furnish any equipment you need for your exhibit. Internet service will not be provided for the exhibit. All exhibits must include something visual, such as a printed copy of a digital presentation, which will remain on display during the exhibition. Electronic equipment will only be used during your personal judging time and will not remain on display during the entire exhibit period.

Aerospace Ready4Life Challenge (SF 50133)

Open to 11- to 18-year-olds enrolled in any Aerospace project.

Exhibits in this category must include the following: a) a physical representation of the career or business product such as a model, prototype or display/portfolio that includes images of accomplished work; b) verbal or written explanations that demonstrate knowledge of the related career or business fields, potential careers, and the appropriate requirements for achievement in those fields. The judging criteria for this class values thoroughness of career and/or business exploration and pursuit above the workmanship of the physical specimen on display.

ANIMAL SCIENCE

For youth enrolled in Beef, Cat, Dairy Cattle, Dog, Horse, Goat, Rabbits, Poultry, Sheep, Small Pets 1, Small Pets 2, Small Pets 3, Guinea Pigs, Swine

Each county may submit 2 entries total from 50135A, 50135B; and 1 entry from 50137.

Animal Science 1 (SF 50135A)

For youth enrolled in this project 1-2 years.

Prepare a display focusing on any activity related to an animal project. Demonstrate the skills and knowledge you have gained through the animal project you studied. The exhibit may include, but isn't limited to, original works, objects, demonstrations, digital presentations, programs, websites, games, apps, performances, or posters which you have made. Choose whatever method best shows what you've learned. You must furnish any equipment you need for your exhibit. Internet service will not be provided for the exhibit. All exhibits must include something visual, such as a printed copy of a digital presentation, which will remain on display during the exhibition. Electronic equipment will only be used during your personal judging time and will not remain on display during the entire exhibit period. Live animals are not permitted as exhibits in this area. For safety reasons, exhibits cannot include glass, syringes with needles, or any other sharp objects.

Animal Science 2 (SF 50135B)

For youth enrolled in this project 3 or more years.

Prepare a display focusing on any activity related to an animal project. Demonstrate the skills and knowledge you have gained through the animal project you studied. The exhibit may include, but isn't limited to, original works, objects, demonstrations, digital presentations, programs, websites, games, apps, performances, or posters which you have made. Choose whatever method best shows what you've learned. You must furnish any equipment you need for your exhibit. Internet service will not be provided for the exhibit. All exhibits must include something visual, such as a printed copy of a digital presentation, which will remain on display during the exhibition. Electronic equipment will only be used during your personal judging time and will not remain on display during the entire exhibit period. Live animals are not permitted as exhibits in this area. For safety reasons, exhibits cannot include glass, syringes with needles, or any other sharp objects.

Animal Science Ready4Life Challenge (SF 50137)

Open to 11- to 18-year-olds enrolled in any animal project.

Exhibits in this category must include the following: a) a physical representation of the career or business product such as a model, prototype or display/portfolio that includes images of accomplished work; b) verbal or written explanations that demonstrate knowledge of the related career or business fields, potential careers, and the appropriate requirements for achievement in those fields. The judging criteria for this class values thoroughness of career and/or business exploration and pursuit above the workmanship of the physical specimen on display.

BEEF

[For Live Animal Exhibits, go to page 19](#)

BICYCLE (not eligible for state fair)

Bicycle 1

Exhibitors will draw three situations from a bag that relate to activities from Level 1 and discuss/explain all three with the judge. Situations may include: selecting bicycle safety equipment; demonstrate how to fit a helmet; identify bike parts and their function; selecting the right size bike; how to check bicycle tires, brakes and chains; recognizing traffic signs and their meaning; general discussion of bicycling hazards; and items to consider when planning a bike trip.

Bicycle 2

Exhibitors will draw three situations from a bag that relate to activities from Level 2 and discuss/explain all three with the judge. Situations may include: factors to consider when choosing a bike; comparing tire pressure, valve type and tread; steps in fixing a flat tire; steps to follow when cleaning, lubricating and replacing a bike chain; evaluating the braking system on a bicycle; factors to consider when mapping out a bike route; rules for smart bike riding; and planning a menu for an all-day bike ride.

Bicycle Ready4Life Challenge (not eligible for state fair)

Open to 11- to 18-year-olds enrolled in any Bicycle project.

Exhibits in this category must include the following: a) a physical representation of the career or business product such as a model, prototype or display/portfolio that includes images of accomplished work; b) verbal or written explanations that demonstrate knowledge of the related career or business fields, potential careers, and the appropriate requirements for achievement in those fields. The judging criteria for this class values thoroughness of career and/or business exploration and pursuit above the workmanship of the physical specimen on display.

CAT

[For Live Animal Exhibits, go to page 28](#)

CHILD DEVELOPMENT

Each county may submit 3 entries from 50141 and 1 entry from 50142.

Child Development (SF 50141)

Prepare a display that demonstrates the skills and knowledge you have gained studying child development. Topics might include, but are not limited to, selecting age appropriate toys and activities, explaining child behavior, or recognizing child safety concerns. The exhibit may include, but isn't limited to, original works, objects, demonstrations, digital presentations, programs, websites, games, apps, performances, or posters which you have made. Choose whatever method best shows what you've learned. You must furnish any equipment you need for your exhibit. Internet service will not be provided for the exhibit. All exhibits must include something visual, such as a printed copy of a digital presentation, which will remain on display during the exhibition. Electronic equipment will only be used during your personal judging time and will not remain on display during the entire exhibit period. For safety reasons, exhibits cannot include glass, syringes with needles or any other sharp objects.

Child Development Ready4Life Challenge (SF 50142)

Open to 11- to 18-year-olds enrolled in the Child Development project

Exhibits in this category must include the following: a) a physical representation of the career or business product such as a model, prototype or display/portfolio that includes images of accomplished work; b) verbal or written explanations that demonstrate knowledge of the related career or business fields, potential careers, and the appropriate requirements for

achievement in those fields. The judging criteria for this class values thoroughness of career and/or business exploration and pursuit above the workmanship of the physical specimen on display.

CIVIC ENGAGEMENT

Each county may submit 2 entries total from classes 50145, 50146, 50147; and 1 entry from 50149. **Due to space restrictions, exhibits are limited to 2' 6" wide and 15" deep.**

Civic Engagement 1 (SF 50145)

Exhibit a display illustrating one of the following options: 1) personal information about yourself – who you are, things you like to do, things you are good at, your favorites; 2) your feelings and how you handle these feelings; 3) your family, their responsibilities, how you work together; **OR** 4) the Family Pedigree that may include family group pages. **Due to space restrictions, exhibits are limited to 2' 6" wide and 15" deep.**

Civic Engagement 2 (SF 50146)

Exhibit a display illustrating one of the following options: 1) your neighborhood; 2) how you were a good neighbor or led a service project for your community; **OR** 3) a Citizenship Challenge that you helped organize and lead (see the project book for details). **Due to space restrictions, exhibits are limited to 2' 6" wide and 15" deep.**

Civic Engagement 3 (SF 50147)

Exhibit a display illustrating one of the activities that you completed within your project as it relates to one of the following categories in the manual: 1) Government; 2) Business and Industry; 3) Transportation, Communication & Utilities; 4) Culture & Heritage; 5) Natural Resources & Environment; 6) Education; 7) Organizations within your community; 8) Tourism; **OR** 9) Support Systems within your community. **Due to space restrictions, exhibits are limited to 2' 6" wide and 15" deep.**

Civic Engagement Ready4Life Challenge (SF 50149)

Open to 11- to 18-year-olds enrolled in any Citizenship project.

Exhibits in this category must include the following: a) a physical representation of the career or business product such as a model, prototype or display/portfolio that includes images of accomplished work; b) verbal or written explanations that demonstrate knowledge of the related career or business fields, potential careers, and the appropriate requirements for achievement in those fields. The judging criteria for this class values thoroughness of career and/or business exploration and pursuit above the workmanship of the physical specimen on display.

Service Learning 1 (not eligible for state fair)

Exhibit a binder portfolio to reflect what the exhibitor accomplished in the four steps of service learning. If exhibitor has been enrolled in project for multiple years, the binder portfolio should include previous years' work. Use of page protectors is recommended.

Service Learning 2 (not eligible for state fair)

Exhibit a binder portfolio to reflect what the exhibitor accomplished in the four steps of service learning. If the exhibitor has been enrolled in the project for multiple years (including Service Learning 1), the binder portfolio should include the previous years' work. Use of page protectors is recommended.

Service Learning 3 (not eligible for state fair)

Exhibit a binder portfolio to reflect what the exhibitor accomplished in the four steps of service learning. If the exhibitor has been enrolled in the project for multiple years (including Service Learning 1 & 2), the binder portfolio should include the previous years' work. Use of page protectors is recommended.

County Civic Engagement – Local History

Local History Level I *(not eligible for state fair)*

Display a picture of a structure or artifact that is at least 50 years old in Kankakee County or bordering counties. Entry must include a photo, drawing or other depiction. Members must be prepared to describe the significance of the structure, artifact or site within the community.

Local History Level II *(not eligible for state fair)*

A member must include all of the requirements of Level I plus provide location and date of construction if appropriate. A location map should be included.

Local History Level III *(not eligible for state fair)*

A member must include all the requirements of Level I & II and must provide a computer generated map to show location. Architectural design of structure and date of construction, information about residents, owners, and other important historical significance should be described. Interviews of people with direct knowledge of the structure are encouraged.

County Civic Engagement – Local Natural History

Local Natural History Level I *(not eligible for state fair)*

Create a display representing ecological changes over time that affected the natural environment of Kankakee County. This could also include regional changes (northern Illinois). Display must include a before and after photo, drawing or other visual depiction as well as a written description of the changes. Members must be prepared to describe the significance of the chosen subject. For example, the current Momence Wetlands are only a small portion of the 400,000 acre wetlands that existed in northern Illinois and part of Indiana before the area was drained and converted to agriculture.

Local Natural History Level II *(not eligible for state fair)*

A member must include all of the requirements of Level I plus provide detailed significance of the changes over time and how they impacted the environment, humans and economy and/or wildlife. For example, above plus how the change impacted the wildlife population in that region.

Local Natural History Level III *(not eligible for state fair)*

A member must include all of the requirements of Level II plus create a project proposal that will positively impact the environment, humans and economy and/or wildlife. The project does not have to be implemented. For example, as agricultural land within that region are sold, Illinois Department of Natural Resources could purchase the land and work with volunteers to convert the land back to the original wetlands to other natural habitat.

CLOTHING & TEXTILES

Each county may submit 3 STEAM entries total from 50151 a-c, 50152 a-c, 50153 a-c; 2 shopping entries from 50154, 50155, 50156; and 1 Ready4Life entry from 50157.

All exhibits entered in the clothing and textiles area will be judged based on their construction and fit (if applicable). Exhibitors bringing garments should not wear their garments when they arrive for judging as the garment will be reviewed by the judges for construction first. Exhibitors will be asked to change into the garment as the second step of the judging process. If the garment was constructed for another individual, that individual must be present to wear the garment for the judge. (Only the exhibitor who made the garment is eligible for ribbon and premium.) Construction and appearance will both be considered during judging. If a pattern was used to make the item, the pattern instructions, either written or electronic, are to be included with the exhibit. Exhibit tags should be attached to the garment, not to the hanger.

Members wishing to exhibit knitted items should enroll in Visual Arts Fiber (if original) or Visual Arts Heritage Arts (if made from a pattern). **We strongly encourage youth interested in pursuing quilting to enroll and exhibit in the Visual Arts**

Quilting project area. Youth may still exhibit quilts in any level of Clothing as a “Sewn Non-Clothing” item, but these quilts will be judged using the Clothing rubric that evaluates the sewing skills and construction of the item. If exhibiting quilts in the Clothing area, all work on the quilt MUST be completed by the 4-H member. You cannot exhibit a quilt that was quilted by someone else. Quilts can be hand OR machine quilted as long as ALL work is completed by the exhibitor.

CLOTHING: STEAM

STEAM Clothing 1 – FUNDamentals (SF 50151a, 50151b, 50151c)

Exhibit one of the following in either the Non-Sewn, Sewn Non-Clothing, or Sewn Clothing exhibit divisions:

Non-Sewn Exhibits (SF 50151a) Exhibit one of the following:

- Clothing Portfolio – Complete at least three different samples/activities from Chapter 2 and/or Chapter 3 of the project manual. Examples of samples you might include: How Two Magically Become One, pages 85-86; No Fear of Fray, pages 93-95; Two Sides of the Moon, pages 97-99; On the Flip Side, pages 101-104; Basic Hand Sewing Skills, pages 106-108. The Portfolio should be placed in an 8 ½” x 11”, 3 ring binder. Include an appropriate cover, dividers, and table of contents. NOTE – additional pages can be added each year but must be dated with the year. See pages 9-10 of the project manual for portfolio formatting.
- Fabric Textile Scrapbook – Must include at least 5 different textile samples. Use Textile Information Cards template on page 41 in the project manual to identify fabric swatches. Completed textile cards should be placed in an 8 ½” x 11”, 3-ring binder. Include an appropriate cover. See project manual, pages 42-74, for fabric options and fabric science experiments.
- What’s the Difference - What’s the Price Point – Exhibit may include a notebook, poster, small display sharing a project comparison and price point. See activity, pages 118-120. Exhibit should include PHOTOS; NO actual PILLOWS.

Beginning Sewing Exhibits – exhibits in this class must be made from medium weight woven fabrics that will sew and press smoothly, flannel/fleece is acceptable. Solid color fabrics or those having an overall print are acceptable. NO PLAIDS, STRIPES, NAPPED or JERSEY KNIT. Patterns should be simple WITHOUT DARTS, SET-IN SLEEVES, and COLLARS. Raglan and loose flowing sleeves are acceptable.

Sewn Non-Clothing Exhibits (SF 50151b) Exhibit one of the following:

- Pillowcase
- Simple Pillow – no larger than 18” x 18”
- Bag/Purse – no zippers or button holes
- Other non-clothing item using skills learned in project manual

Sewn Clothing Exhibits (SF 50151c) Exhibit one of the following:

- Simple top
- Simple pants, shorts, or skirt – no zipper or button holes
- Simple Dress – no zipper or button holes
- Other – other wearable item using skills learned in project manual (apron, vest, etc.)

STEAM Clothing 2 – Simply Sewing (SF 50152a, 50152b, 50152c)

Exhibit one of the following in either the Non-Sewn, Sewn Non-Clothing, or Sewn Clothing exhibit divisions:

Non-Sewn Exhibits (SF 50152a) Exhibit one of the following:

- Clothing Portfolio – Complete at least four different samples/activities from Chapters 2, 3 AND/OR 4 of the project manual. The Portfolio should be placed in an 8 ½” x 11”, 3 ring binder. Include an appropriate cover, dividers, and table of contents. NOTE – this can be a continuation of a Portfolio created in STEAM Clothing 1. Additional pages

can be added each year but must be dated with the year created. See project manual, pages 9-11, for portfolio formatting.

- Expanded Textile Science Scrapbook – Must include at least 10 different textile samples. Use Textile Information Cards template on page 39 in the project manual to identify fabric swatches. Completed textile cards should be placed in an 8 ½" x 11", 3 ring binder. Include an appropriate cover. See project manual, pages 40-82, for fabric science experiments.
- Design Basics – Understanding Design Principles – Exhibit should include a learning experience that demonstrates the design principles and elements involved when selecting fabric for clothing and accessories. See project manual, pages 17-20, for design suggestions.
- Entrepreneurial Sewing – Exhibit should highlight items you made for sale online. Create an exhibit that displays products you made and posted online. Refer to the project manual, pages 161-167, for information on how to analyze the cost of similar purchased items to determine pricing of your products. The exhibit may be a notebook, poster or small display.

Sewn Non-Clothing Exhibits (SF 50152b) Exhibit one of the following:

- Recycled Clothing Accessory – Create a clothing accessory made from a used item. The item must be changed in some way in the redesign process. The finished accessory must reflect at least one skill learned in the project and exhibitor should be able to identify the skill used. A before picture and a description of the redesign process must accompany the exhibit. Clothing accessory may include: hat, bag, scarf, belt, etc.
- Non-Clothing Item OR Clothing Accessory – Create a non-clothing item or clothing accessory using at least one skill learned in this project. Exhibitor should be able to identify the skill used.

Sewn Clothing Exhibits (SF 50152c) Exhibit one of the following:

- Recycled Clothing – Create a garment from used textile-based items. The original used item must be redesigned (not just embellished or decorated) in some way to create a new wearable piece of clothing. The finished garment must reflect at least one skill learned in this project and exhibitor should be able to identify the skill used. A before picture and a description of the redesign process must accompany the exhibit.
- Constructed garment – Any garment with facings or curves. Should use at least one skill learned in this project and exhibitor should be able to identify the skills used. Garment should be appropriate for the age and experience of the member.

STEAM Clothing 3 – A Stitch Further (SF 50153a, 50153b, 50153c)

Exhibit one of the following in either the Non-Sewn, Sewn Non-Clothing, or Sewn Clothing exhibit divisions:

Non-Sewn Exhibits (SF 50153a) Exhibit one of the following:

- Clothing Portfolio – Complete at least four different samples/activities from Chapters 2, 3 AND/OR 4 of the project manual. The Portfolio should be placed in an 8 ½" x 11", 3 ring binder. Include an appropriate cover, dividers, and table of contents. NOTE – this can be a continuation of a Portfolio created in STEAM Clothing 1 and/or STEAM Clothing 2. Additional pages can be added each year but must be dated with the year created. See project manual, pages 11-13, for portfolio formatting.
- Expanded Textile Science Scrapbook – Must include at least 10 different textile samples. Use Textile Information Cards template on page 29 in the project manual to identify fabric swatches. Completed textile cards should be placed in an 8 ½" x 11", 3 ring binder. Include an appropriate cover. See project manual, pages 39-52, for fabric science experiments.
- Advanced Entrepreneurial Sewing – Using knowledge gained in project manual, Chapter 5, display one sample product with a business plan that includes a business ID and logo. The exhibit may be a notebook, poster or small display.

Sewn Non-Clothing Exhibit (SF 50153b) Exhibit one of the following:

- Recycled Clothing Accessory – Create a clothing accessory made from a used item. The item must be changed in some way in the redesign process. The finished accessory must reflect at least one skill learned in the project and exhibitor should be able to identify the skill used. A before picture and a description of the redesign process must accompany the exhibit.

- Non-Clothing Item OR Clothing Accessory – Create a non-clothing item or clothing accessory using at least one skill learned in this project. Exhibitor should be able to identify the skill used.

Sewn Clothing Exhibit (SF 50153c) Exhibit one of the following:

- Recycled Clothing – Create a garment from used textile-based items. The original used item must be redesigned (not just embellished or decorated) in some way to create a new wearable piece of clothing. The finished garment must reflect at least one skill learned in this project and exhibitor should be able to identify the skill used. A before picture and a description of the redesign process must accompany the exhibit.
- Constructed garment – Any garment constructed by the member which is appropriate for the age and experience of the exhibitor. Should use at least one skill learned in this project and exhibitor should be able to identify the skills used. Possible examples are wool garment, dress or jacket with set in sleeves and zipper or buttons and button holes, suit, evening gown or sport outfit.

CLOTHING: SHOPPING

Exhibit one of the following options that align with the Shopping in Style level. If a garment is part of the 4-H exhibit, exhibitors should put the garment on PRIOR to their judging time.

Shopping in Style: Members are encouraged to spend more than one year involved in this project so they have time to learn what clothing styles look best on them while they also gain skills in building a versatile wardrobe and staying within their budget. Each year enrolled in Shopping should build on the previous year’s learning experience.

Shopping in Style (SF 50154, 50155, 50156)

Beginning (SF 50154) (Levels 1 & 2)– Choose one of the following activities from Unit 1 or Unit 2 of the project book:

- Exhibit should consist of a garment that reflects your personal style along with a poster or report that 1) explains how this garment reflects your style and how it influences what others think of you; **OR** 2) how your personal style either aligns or contradicts what is considered to be “in style” today. **OR**
- Exhibit should include a garment you purchased along with a poster or report that explains or illustrates how this garment is either 1) a modern version of a fad or fashion from an earlier decade; **OR** 2) how this garment reflects a different ethnic or cultural influence. Exhibit should include garment you purchased along with a poster or report that provides 1) a body shape discussion and how body shape influences clothing selections; **OR** 2) a color discussion that provides an overview of how different colors complement different hair colors and skin tones and how that influenced garment selection. Poster or report may include pictures from magazines, the internet or actual photos of garments. **OR**
- Exhibit should include garment you purchased along with a poster or report that 1) explains how this garment uses the principles of design lines to create an illusion to alter appearance; **OR** 2) explains how color and texture of fabrics can complement or enhance appearance. Poster or report may include pictures from magazines, the internet, or actual photos of garments.

Intermediate (SF 50155) (Levels 3 & 4) – Choose one of the following activities from Unit 3 or Unit 4 of the project:

- Exhibit should include two clothing items that were previously a part of your wardrobe that still fit but you don’t wear anymore and pair them with something new to make them wearable again. Also include a report that explains why the garment was not being worn and what you did to transform it into a wearable garment again. **OR**
- Exhibit should include at least five pieces of clothing that exhibitor can mix and match to create multiple outfits. Include a poster or report that includes a clothing inventory **AND** describes what you have learned by completing this activity. **OR**
- Exhibit should include garment you purchased along with a poster or report that 1) includes a wardrobe inventory which indicates why you selected the garment you did, clothing budget, and cost of garment; **OR** 2) explains how advertising influences clothing purchases, making a distinction between wants and needs; and how the purchase of this garment compliments and/or extends your wardrobe. **OR**
- Exhibit should include garment you purchased along with a poster or report that 1) describes a cost comparison of

this item completed by the exhibitor when purchasing the garment; should include variety of shopping options and/or price tracking at stores over a period of time; **OR** 2) provides a quality comparison rating the specific clothing item purchased based on care, construction, cost and unique features; should include construction quality details, design features that influenced selection, cost per wearing, and garment care.

Advanced (SF 50156) (Levels 5 & 6) – Choose one of the following activities from Unit 5 or Unit 6 of the project book:

- Exhibit should include garment you purchased along with a poster or report that summarizes care requirements not only for this garment but also for garments made of other natural and synthetic fibers; exhibit should also include a care cost analysis for garments of different fibers. **OR**
- Exhibit should include garment you purchased which you have repaired or altered along with a poster or report that provides a clothing inventory list which includes cost savings for repaired items as compared to purchasing replacement garments.
- Exhibit should include multiple garments you purchased along with a poster or report that provides plans and commentary for a fashion show that would capture the attention of an audience. Fashion show plans should identify target audience, include show venue, purpose of the show, and logistical plan for the fashion show. This should also include a financial plan. Exhibitor should be prepared to demonstrate modeling skills.

Sewing & Textiles Ready4Life Challenge (SF 50157)

Open to 11- to 18-year-olds enrolled in any Sewing & Textiles project.

Exhibits in this category must include the following: a) a physical representation of the career or business product such as a model, prototype or display/portfolio that includes images of accomplished work; b) verbal or written explanations that demonstrate knowledge of the related career or business fields, potential careers, and the appropriate requirements for achievement in those fields. The judging criteria for this class values thoroughness of career and/or business exploration and pursuit above the workmanship of the physical specimen on display.

COLLEGE & CAREER READINESS

Each county may submit 1 entry from 50365; and 1 entry from 50366.

Build Your Future (SF 50365)

Develop a career portfolio which includes the items listed below. Members are encouraged to spend more than one year involved in this project so they have time to thoroughly explore the learning modules and develop a greater understanding of planning and preparing for their future and develop a comprehensive career planning portfolio. The original OR photocopies of the completed activities from the project manual should be included in the portfolio. Each year enrolled in the project should build on the previous year's learning experiences.

- **First Year** – Complete a minimum of Activities 1-4 from the Build Your Future project manual which includes: Skills...Choices...Careers; Making Career Connections; Build Your Future Through Portfolios; and Education Pay\$.
- **Second Year** – Complete a minimum of Activities 5-7 from the Build Your Future project manual which includes: Career FUNds; Turn Your 4-H Passion Into Profit; and Pounding the Pavement.
- **Third Year** – Complete a minimum of Activities 8-9 from the Build Your Future project manual which includes: Putting the Pieces Together: Goals for the Future; and Pathways to Success.

College & Career Ready4Life Challenge (SF 50366)

Open to 11- to 18-year-olds enrolled in the College & Career project.

Exhibits in this category must include the following: a) a physical representation of the career or business product such as a model, prototype or display/portfolio that includes images of accomplished work; b) verbal or written explanations that demonstrate knowledge of the related career or business fields, potential careers, and the appropriate requirements for achievement in those fields. The judging criteria for this class values thoroughness of career and/or business exploration and pursuit above the workmanship of the physical specimen on display.

COMMUNICATIONS

Each county may submit 2 entries total from 50367, 50368, 50369; and 1 entry from 50370.

Communications 1 (SF 50368)

For 1st year enrolled in project: Exhibit a binder portfolio showcasing at least three activities from the project manual. Show basic activities and anything that extended lessons. For 2nd and 3rd years in project: Include everything from earlier years' work and add a section showcasing at least four additional activities per year.

Communications 2 (SF 50368)

For 1st year enrolled in project: Exhibit a binder portfolio showcasing at least three activities from the project manual. Show basic activities and anything that extended lessons. For 2nd and 3rd years in project: Include everything from earlier years' work and add a section showcasing at least four additional activities per year.

Communications 3 (SF 50368)

For 1st year enrolled in project: Exhibit a binder portfolio showcasing at least three activities from the project manual. Show basic activities and anything that extended lessons. For 2nd and 3rd years in project: Include everything from earlier years' work and add a section showcasing at least four additional activities per year.

Creative Writing (SF 50367)

(County Level) To provide the best learning experience, it is suggested that counties receive submissions in this class prior to the exhibition date to allow a judge adequate time to read the submissions and provide meaningful review. Each member may submit only one entry per class. Each entry is to be typewritten on 8 ½" x 11" paper and include the exhibitor's name. Entries must be original and **written for the 4-H project**. Stories should be double-spaced. Poems may be single-spaced.

- **Rhymed Poetry** – An interpretation of a subject in rhymed verse. Submit a collection of three poems.
- **Free Style Poetry** – An interpretation of a subject in unrhymed verse. Submit a collection of three poems.
- **Short Story** – A fiction piece comprised of three basic elements: a theme, a plot and characters. Submit one story, maximum length: 2,000 words.
- **Essay** – A short nonfiction composition in which a theme is developed or an idea is expressed. Submit one essay, maximum length: 500 words.
- **Feature Story** – Nonfiction human-interest story judged on interest to readers, writing style, readability, and thoroughness of coverage. Submit one story, maximum length: 1,000 words.

State Level Creative Writing: If promoted to state, follow the instructions below to submit your entry.

1. Members are strongly encouraged to upload their submission to the State Creative Writing Box folder at least two days prior to the beginning of State Fair. Members need to include their name and county in the title of the file. Upload files to: <https://uofi.app.box.com/f/bdfd27ca56d6411bad64967978e5c2ed>
2. Members are also required to bring hard copy of their project to drop off the morning that their county is exhibiting at the state fair.

Journalism (SF 50369)

Exhibit a binder portfolio showing the results of the appropriate year's activities noted below:

- **Year 1:** Accomplishments of a minimum of 5, 2-star activities from Part 1, answering all the questions in the activities.
- **Year 2:** Results of doing a minimum of 5, 2-star activities in Part 2, answering all the questions in the activities.
- **Year 3:** Results of doing a minimum of 5, 3-star activities from Parts 1 and 2. One of the activities must include writing an advance story, a follow-up story, or a feature story.
- **Year 4:** Results of doing at least 2, 2-star activities and 3, 3-star activities from Part 3. If the activities include

making an audio or videotape, State Fair will provide a way for the judge to view or listen to it.

Communications Ready4Life Challenge (SF 50370)

Open to 11- to 18-year-olds enrolled in any Communications project.

Exhibits in this category must include the following: a) a physical representation of the career or business product such as a model, prototype or display/portfolio that includes images of accomplished work; b) verbal or written explanations that demonstrate knowledge of the related career or business fields, potential careers, and the appropriate requirements for achievement in those fields. The judging criteria for this class values thoroughness of career and/or business exploration and pursuit above the workmanship of the physical specimen on display.

COMMUNICATIONS: PUBLIC PRESENTATIONS

Enrollment in the Public Presentations project is required to participate in this section. No live animals are allowed in speeches. Counties may advance a total of 3 entries from any category to the state contest. A 4-H member may advance in one individual category and one team category.

Formal Speech | Self-written | Notes Allowed | No props | Individual | 4-6 minutes

Formal Speeches share the presenter's own unique view and are intended to motivate, persuade, or inform an audience and may include a call to action. Youth deliver a speech on any topic they wish.

Illustrated Speech | Self-written | Notes Allowed | Illustrations Required | Individual | 4-6 minutes

Illustrated Speeches may be used to inform, persuade, or motivate the audience while using a visual aid. Visual aids may be two dimensional, three-dimensional, or digital. Youth may include audience participation. Digital visual aids must be stored on a USB flash drive. Illustrated speeches may be:

- How-to demonstrations which show the audience how to do something.
- Object lessons which use objects as metaphors to share a message.
- Educational models where drawings or diagrams help explain a topic.

Original Works | Self-written | Notes Allowed | Props and Costumes Allowed | Individual or 2-Person Team | Manuscripts sent in Advance | 4-6 minutes

Original works must be written entirely by the presenter. It may be presented as an individual or a two-person team entry. Manuscripts must be sent in advance to the contest. Presentations may be designed for TV, radio, or online media and must be presented live. The types of entries could include:

- Prose and Short Stories
- Poetry
- Broadcast Media Program
- Theatrical
- Combined Program: Combine any number of the above elements along with other creative presentation forms

Oral Interpretation | Published Work | Props and Costumes Allowed | Individual or 2-Person Team | Manuscripts sent in Advance | 4-6 minutes

Presentations in Oral Interpretation must be published works, and manuscripts or transcripts must be submitted prior to the event. They may be presented as an individual or a two-person team entry. The types of entries could include:

- Prose and Short Stories
- Poetry
- Theatrical Interpretation
- Published Speech Recitation: Excerpt from a spoken presentation delivered by a public figure, such as Winston Churchill, Dr. Martin Luther King, Jr., or Maya Angelou
- Combined Program: Combine any number of the above elements along with other creative presentation forms

COMPUTER SCIENCE

Each county may submit 3 entries total from 50159, 50160, 50161, 50162; and 1 entry from 50164.

Exhibitors may bring computer equipment for demonstration purposes. Computers will not be furnished. Internet connections are not available for use by exhibitors. Any member found to be using computer software in a manner that infringes on copyright laws will be disqualified.

Beginning Visual Programming (not eligible for state fair)

Open to youth in Computer Science Visual Based Programming

Exhibit a simple program using Scratch (or other simple visual programming language). The program should include 8 different commands including looping and getting input from the keyboard and mouse. All exhibits must include something visual, such as a poster or printed copy of a digital presentation, which will remain on display during the exhibition. Electronic equipment will only be used during your personal judging time and will not remain on display during the entire exhibit period.

Intermediate Visual Programming (SF 50159)

Open to youth in Computer Science Visual Based Programming

Exhibit a program using Scratch (or other simple visual programming language) that you have downloaded from the internet and modified. Compare the two programs and demonstrate the changes you made to the original program; **OR** create an animated storybook using Scratch (or other simple graphical programming language). All exhibits must include something visual, such as a poster or printed copy of a digital presentation, which will remain on display during the exhibition. Electronic equipment will only be used during your personal judging time and will not remain on display during the entire exhibit period.

Advance Visual Programming (SF 50160)

Open to youth in Computer Science Visual Based Programming

Exhibit a video game you have created in Scratch (or other simple visual programming language). All exhibits must include something visual, such as a poster or printed copy of a digital presentation, which will remain on display during the exhibition. Electronic equipment will only be used during your personal judging time and will not remain on display during the entire exhibit period.

Website Design (SF 50161)

Open to youth in Computer Science Visual or Text Based Programming

Exhibit an original website that you have designed. Internet access will not be provided, so exhibitors must supply their own internet hotspot or the website must be hosted on the exhibitor's computer). All exhibits must include something visual, such as a poster or printed copy of a digital presentation, which will remain on display during the exhibition. Electronic equipment will only be used during your personal judging time and will not remain on display during the entire exhibit period.

Computer Open Source / Innovation CS (SF 50162)

Open to youth enrolled in Computer Science Text-Based Programming or robotics project).

Demonstrate the skills and knowledge you have gained through the Computer project. The exhibit may include, but isn't limited to, original works, objects, demonstrations, digital presentations, programs, websites, games, apps, performances, or posters which you have made. Choose whatever method best shows what you've learned. Your exhibit should not fit in the other exhibit options for this project. You must furnish any equipment you need for your exhibit. Internet service will not be provided for the exhibit. Exhibits in this class may also demonstrate successful application of open source (publicly available) computing software and/or hardware, such as Raspberry Pi and Linux, to accomplish a task. All exhibits must include something visual, such as a poster or printed copy of a digital presentation or programming flowchart, which will

remain on display during the exhibition. Exhibits in this area will be judged on the computer science programming. Youth enrolled in a robotics project should choose this class if you want the exhibit to be judged on the programming of the robot. Electronic equipment will only be used during your personal judging time and will not remain on display during the entire exhibit period.

Computer Science Ready4Life Challenge (SF 50164)

Open to 11- to 18-year-olds enrolled in any Computer project

Exhibits in this category must include the following: a) a physical representation of the career or business product such as a model, prototype or display/portfolio that includes images of accomplished work; b) verbal or written explanations that demonstrate knowledge of the related career or business fields, potential careers, and the appropriate requirements for achievement in those fields. The judging criteria for this class values thoroughness of career and/or business exploration and pursuit above the workmanship of the physical specimen on display.

CONSUMER EDUCATION

Each county may submit 2 entries total from 50168, 50169; and 1 entry from 50167.

Entrepreneurship: Be the E! (not eligible for state fair)

Exhibit a binder portfolio or display that includes the results of at least two completed activities from each year the exhibitor has been enrolled in the project. Completed activities from previous years should be included.

My Financial Future 1 Beginner (SF 50168)

Develop a Financial Planning portfolio which includes the items listed below. This project can be completed all in one year; or a member may take several years to explore each of the activities and develop a more detailed financial plan. The original OR photocopies of the completed activities from the project manual should be included in the portfolio. Each year enrolled in the project should build on previous year experiences.

- **First Year** – Complete a minimum of Activities 1-6 from the My Financial Future – Beginner project manual which includes: Who Needs This?; Let's get SMART; Bringing Home the Bacon; Managing Your Money Flow; My Money Personality; and Money Decisions.
- **Second Year and Beyond** – Complete a minimum of Activities 7-11 from the My Financial Future – Beginner project manual which includes: Banking your \$\$\$\$; Charging it Up; Check it Out; Better than a Piggy Bank!; and My Work; My Future.

My Financial Future 2 Advanced (SF 50169)

Building on your previous work in My Financial Future – Beginner project, continue adding to your Financial Planning portfolio which includes the items listed below. Members are encouraged to spend more than one year involved in this project so they have time to thoroughly explore the learning modules and develop a greater understanding of financial literacy, planning for their future, and develop a comprehensive career and financial planning portfolio. The original OR photocopies of the completed activities from the project manual should be included in the portfolio. Each year enrolled in the project should build on previous year's learning experiences.

- **First Year** – Complete a minimum of two activities from Module 1: Earning Income and Career Planning and Module 2: Organizing Your Flow.
- **Second Year** – Complete all activities not previously completed in Module 1: Earning Income and Career Planning and Module 2: Organizing Your Flow; **AND** a minimum of two of the activities from Module 3: Working with Banks and Credit Unions: Bank on It and Module 4: Making Your \$ Work 4 U.
- **Third Year and Beyond** – Complete all activities not previously completed in Module 3: Working with Banks and Credit Unions: Bank on It and Module 4: Making Your \$ Work 4 U; **AND** a minimum of two activities from Module 5: Credit and Consumer Breadcrumbs.

Consumer Ed Ready4Life Challenge (SF 50167)

Open to 11- to 18-year-olds enrolled in any Consumer Education project.

Exhibits in this category must include the following: a) a physical representation of the career or business product such as a model, prototype or display/portfolio that includes images of accomplished work; b) verbal or written explanations that demonstrate knowledge of the related career or business fields, potential careers, and the appropriate requirements for achievement in those fields. The judging criteria for this class values thoroughness of career and/or business exploration and pursuit above the workmanship of the physical specimen on display.

CROPS

Each county may submit 3 entries total from 50170, 50171, 50172, 50173; and 1 entry from 50175.

Soybeans (SF 50170)

Exhibit five fresh plants (include root system that is washed) that are representative of member's 4-H project field; **OR** exhibit an experimental or educational project related to one experience from your project. Include explanation of the project in a report for public understanding. Include the member's crop records with the exhibit, such as the 4-H crop record found online @ 4-H.illinois.edu, an FFA crops record, or similar information.

Corn (SF 50171)

Exhibit two fresh plants of field corn (include root system that is washed) that are representative of member's 4-H project field; **OR** exhibit an experimental or educational project related to one experience from your project. Include explanation of the project in a report for public understanding. *Sweet corn should be exhibited in Vegetable Gardening unless being raised under commercial contract by the exhibitor.* Include the member's crop records with the exhibit, such as the 4-H crop record found online @ 4-H.illinois.edu, an FFA crops record, or similar information.

Small Grains (SF 50172)

Exhibit one gallon of the current year's crop of oats, wheat, rye, or barley that is representative of the member's 4-H project field; **OR** exhibit an experimental or educational project related to one experience from your project. Include explanation of the project in a report for public understanding. Include the member's crop records with the exhibit, such as the 4-H crop record found online @ 4-H.illinois.edu, an FFA crops record, or similar information.

Crops Innovation Class (SF 50173)

Open to youth enrolled in any Crops project

Demonstrate the skills and knowledge you have gained through the Crops project. This could be related to, but not limited to crop production, crop utilization or topics of interest to the member related to agronomy. The exhibit may include, but isn't limited to, original works, objects, demonstrations, digital presentations, programs, websites, games, apps, performances, or posters which you have made. Choose whatever method best shows what you've learned. Your exhibit should not fit in the other exhibit options for this project. You must furnish any equipment you need for your exhibit. Internet service will not be provided for the exhibit. All exhibits must include something visual, such as a printed copy of a digital presentation, which will remain on display during the exhibition. Electronic equipment will only be used during your personal judging time and will not remain on display during the entire exhibit period.

Crops Ready4Life Challenge (SF 50175)

Open to 11- to 18-year-olds enrolled in any Crops project

Exhibits in this category must include the following: a) a physical representation of the career or business product such as a model, prototype or display/portfolio that includes images of accomplished work; b) verbal or written explanations that demonstrate knowledge of the related career or business fields, potential careers, and the appropriate requirements for achievement in those fields. The judging criteria for this class values thoroughness of career and/or business exploration and pursuit above the workmanship of the physical specimen on display.

County Project Only – (not eligible for state fair)

Tallest Single Stalk of Corn, with ear on. Place root end of the stalk in a plastic bag to transport inside building. Trophy

DAIRY CATTLE

For Live Animal Exhibits, go to page 22

DOG

For Live Animal Exhibits, go to page 35

Dog Obedience

- Beginner Novice I Class (For inexperienced handlers and inexperienced dogs)
- Beginner Novice II Class (For experienced handlers and inexperienced dogs OR experienced dogs and inexperienced handlers)
- Preferred Novice Class
- Novice Class
- Graduate Novice Class
- Preferred Open Class
- Open Class
- Graduate Open Class
- Preferred Utility Class
- Utility Class

Dog Showmanship

- Junior Showmanship (for handlers age 8 to 13 as of 9/1/21)
- Senior Showmanship (for handlers age 14 and older as of 9/1/21)

Rally Obedience

- Rally Novice Class
- Rally Intermediate Class
- Rally Advanced Class
- Rally Excellent Class

DRONES: UNMANNED AERIAL VEHICLES/SYSTEMS

Each county may submit 2 entries from each class.

Choose one of the following classes based on your interest and skill level.

Each Exhibitor must complete all three sections of Quads Away Curriculum and display (or upload) a completed Mission Logbook.

UAV Display (SF 50375)

Prepare a display related to the Drones/UAV project on the topic of your choosing. The exhibit may include, but isn't limited to, original works, objects, demonstrations, digital presentations, programs, websites, games, apps, performances, or posters which you have made. Choose whatever method best shows what you've learned. You must furnish any equipment you need for your exhibit. Internet service will not be provided for the exhibit. All exhibits must include something visual, such as a printed copy of a digital presentation, which will remain on display during the exhibition. Electronic equipment will only be used during your personal judging time and will not remain on display during the entire exhibit period. Non-UAV/ Drone projects should not be entered in this class (see Aerospace Display).

UAV Unmanned Aerial Systems (SF 50376)

Exhibit one Unmanned Aerial Vehicle and associated system assembled or made by the member. UAV or Drone exhibits in this class must be either originally designed or built from a kit of reconfigurable parts and components. These displays are limited to multicopters (tri, quad, hex, and octocopters), as well as FPV airplanes and flying wings with wingspans up to 36". A detailed build log with pictures, as well as a Mission Logbook must be included. The UAV MUST have a Flight Controller and utilize a camera/video transmission system. The exhibit will be a static display. The Drone should be in good flying condition with batteries fully charged, and all UAS components (including Video System) ready to demonstrate. DO NOT display your UAV with the propellers on, but rather on the table to the side of your UAV. The Drone will not be flown. Attach the printed directions/instructions of the UAV if any were used.

ELECTRICITY

Each county may submit 3 entries total from 50177, 50178, 50179; and 1 entry from 50181.

Electricity 1 (SF 50177)

(May only be battery-powered projects using battery components and wiring). Exhibit a momentary switch, simple switch, basic circuit, electromagnet, galvanometer, **OR** an electric motor. All projects must include a report explaining how the project was constructed and the principles demonstrated. Recommendations can be found on the website. Projects using paper clips, cardboard, thumbtacks, and brads are not eligible for state fair exhibits in electricity. Members wishing to exhibit these types of projects should consider exhibiting in Junk Drawer Robotics 1 or 2.

Electricity 2 (SF 50178)

(May only be battery-powered projects using battery components and wiring). Exhibit a circuit board demonstrating parallel and series switches, including a circuit diagram; 3-way or 4-way switch circuit using DC/battery; **OR** a basic electrical device (examples: rocket launcher, burglar alarm, etc.). All projects must include a report explaining how the project was constructed and the principles demonstrated. Recommendations can be found on the website. Projects using paper clips, cardboard, thumbtacks, and brads are not eligible for state fair exhibits in electricity. Members wishing to exhibit these types of projects should consider exhibiting in Junk Drawer Robotics 1 or 2.

Electricity 3 (SF 50179)

Exhibit a 120V lighting fixture or other appliance that uses a switch; **OR** two electrical household circuits using 120V materials to comply with National Electrical Code, one with a simple on/off switch to control bulb, and one using 3-way switches to control light from two locations; **OR** other project which demonstrates principles in the Wired for Power book. All electricity projects must include a report, explaining how the project was constructed, and principles for its operation. Recommendations can be found on the website.

Electricity 4 (not eligible for state fair)

Exhibit any electronic or solid-state appliance. Exhibitor must be able to explain how the project was constructed, how it is to be used and how it works. When project is being constructed, general safety and workmanship should be considered.

Electricity Ready4Life Challenge (SF 50181)

Open to 11- to 18-year-olds enrolled in any Electricity project.

Exhibits in this category must include the following: a) a physical representation of the career or business product such as a model, prototype or display/portfolio that includes images of accomplished work; b) verbal or written explanations that demonstrate knowledge of the related career or business fields, potential careers, and the appropriate requirements for achievement in those fields. The judging criteria for this class values thoroughness of career and/or business exploration and pursuit above the workmanship of the physical specimen on display.

ENTOMOLOGY GENERAL

Each county may submit 2 entries total from 50183, 50184, 50185, 50186; 1 entry from Class 50187.

Size and number of exhibit cases should relate appropriately to the number of insects being displayed for a specified class. Cases should be no deeper than 4". Exhibitors should note that Entomology exhibits may be placed UPRIGHT for display.

Entomology 1 (SF 50183)

Exhibit 15 or more species representing four or more orders. Collection must be accurately labeled. Exhibitors must also include the Entomology 1 project manual, *Teaming With Insects 1*, with at least one completed activity for each year enrolled. The project manual must be included. Rules for pinning and labeling insects are available from your local Extension office.

Entomology 2 (SF 50184)

Exhibit 30 or more species representing eight or more orders. Collection must be accurately labeled. Exhibitors must also include the Entomology 2 project manual, *Teaming With Insects 2*, with at least one completed activity for each year enrolled. The project manual must be included. Rules for pinning and labeling insects are available from your local Extension office.

Entomology 3 (SF 50185)

Exhibit 60 or more species representing twelve or more orders. Collection must be accurately labeled. Exhibitors must also include the Entomology 3 project manual, *Teaming With Insects 3*, with at least one completed activity for each year enrolled. The project manual must be included. Rules for pinning and labeling insects are available from your local Extension office.

Entomology Display (SF 50186)

Open to youth enrolled in Entomology 1, Entomology 2 or Entomology 3

Exhibit any activity or display related to Entomology that does not fit into Entomology Classes 1, 2 or 3 above. The exhibit may include, but isn't limited to, original works, objects, demonstrations, digital presentations, programs, websites, games, apps, performances, or posters which you have made. Choose whatever method best shows what you've learned. You must furnish any equipment you need for your exhibit. Internet service will not be provided for the exhibit. All exhibits must include something visual, such as a printed copy of a digital presentation, which will remain on display during the exhibition. Electronic equipment will only be used during your personal judging time and will not remain on display during the entire exhibit period.

Entomology Ready4Life Challenge (SF 50187)

Open to 11- to 18-year-olds enrolled in any Entomology project.

Exhibits in this category must include the following: a) a physical representation of the career or business product such as a model, prototype or display/portfolio that includes images of accomplished work; b) verbal or written explanations that demonstrate knowledge of the related career or business fields, potential careers, and the appropriate requirements for achievement in those fields. The judging criteria for this class values thoroughness of career and/or business exploration and pursuit above the workmanship of the physical specimen on display.

ENTOMOLOGY BEEKEEPING

Each county may send 2 entries total from classes 50188, 50189, 50190; and 1 entry from 50191.

Create an exhibit that shows the public what you learned in the beekeeping project this year. **Note:** No beehives may be exhibited. (Honey moisture content will be measured.) Fill level: the honey should be filled to the jar shoulder, not over, nor under. Chunk honey should go in a wide-mouth jar, preferably one specially made for chunk honey (see beekeeping catalogs). Be careful to distinguish “chunk honey” (comb in jar) from “cut comb” (comb only in plastic box). *Honey exhibited (including chunk, cut comb, and sections) must be collected since the previous year’s fair.*

Beekeeping 1 (SF 50188)

Exhibit an educational display for one (1) of the following:

- Flowers used to make honey. Display pressed flowers from ten (10) different Illinois plants that bees use for making honey.
- Uses of honey and beeswax.
- Setting up a beehive.
- Safe handling of bees.
- Equipment needed by a beekeeper.

Beekeeping 2 (SF 50189)

Exhibit one (1) of the following:

- Extracted honey: Three (3) 1# jars (glass, screw-top), holding 1# of honey each.
- Chunk honey (comb in jar): Three (3) 1# jars (wide-mouth, glass).
- Cut-comb honey: Three (3) 1# boxes (boxes are usually 4 ½” x 4 ½” in size).
- Section honey: Three (3) sections of comb honey (in basswood boxes or Ross rounds).
- Working with honey bees. Present a topic from your manual to teach fairgoers about working with honey bees. Use your knowledge and creativity to display this information on a poster or in a notebook.

Beekeeping 3 (SF 50190)

Exhibit three (3) of the five (5) kinds of honey listed below (#1-5) or prepare an educational display about honey bees or beekeeping (#6).

1. Extracted honey: Three (3) 1# jars (glass, screw-top), holding 1# of honey each.
2. Chunk honey (comb in a jar): Three (3) 1# jars (wide-mouth, glass) .
3. Cut-comb honey: Three (3) 1# boxes (boxes are usually 4 ½” x 4 ½” in size).
4. Comb honey: Three (3) sections (honey built by bees in frames of wood commonly called “sections”) (boxes are usually 4 ½” x 4 ½” in size).
5. Section honey: Three (3) sections of comb honey (in basswood boxes or Ross rounds) **OR**
6. Prepare an educational display about honey bees or beekeeping.

Entomology Beekeeping Ready4Life Challenge (SF 50191)

Open to 11- to 18-year-olds enrolled in any Entomology project.

Exhibits in this category must include the following: a) a physical representation of the career or business product such as a model, prototype or display/portfolio that includes images of accomplished work; b) verbal or written explanations that demonstrate knowledge of the related career or business fields, potential careers, and the appropriate requirements for achievement in those fields. The judging criteria for this class values thoroughness of career and/or business exploration and pursuit above the workmanship of the physical specimen on display.

ESPORTS

Each county may submit 3 entries from 50378.

All exhibitors must complete all activities in the Illinois 4-H eSports Pilot Curriculum.

eSports (SF 50378)

Compete in at least 1 ranked tournament online or in person (either as a team or solo), and fully document your progress throughout. Any game with a documentable bracket system, and at least 3 rounds counts. Be sure to include a description of the tournament, your match information, your win-loss record, and description of the game and platform being used to play the game (Ram requirements/capabilities of your machine, video card specs., etc.). Prepare a PowerPoint presentation describing your journey through eSports (including your 1 mandatory tournament), what you have learned about gaming/eSports, and why you think more youth should be involved. Also include a detailed description of your most important win, explaining your strategy in that victory. Be sure to include screenshots and video, if possible. Load your presentation to a USB drive, and be sure to add narration if uploading for virtual exhibition.

EXPLORATORY (not eligible for state fair)

EXPLORATORY (*Welcome to 4-H*) (not eligible for state fair)

Youth ages 8 – 10 may exhibit a display on one of the following topics from the project book:

- Windowsill gardening; **OR**
- 4-H animals; **OR**
- 4-H family; **OR**
- Coat of arms

COLLECTIBLES (not eligible for state fair)

Bring your completed project book and your collection or examples of your collection (if it's too large to bring) with pictures of total collection, OR an exhibit or poster illustrating one feature of the project.

FAMILY HERITAGE

Each county may submit 1 entry from 50197; and 1 entry from 50199.

Family Heritage (SF 50197)

Prepare an exhibit of items, pictures, maps, charts, slides/tapes, drawings, illustrations, writings or displays that depict the heritage of the member's family or community or 4-H history. Please note: Exhibits are entered at 4-H'ers own risk. 4-H is not responsible for loss or damage to family heirloom items or any items in this division. Displays should not be larger than 22" x 28" wide. If you need a size waiver because the historical item is larger than 22" x 28" please contact the superintendents for approval.

Family Heritage Ready4Life Challenge (SF 50199)

Open to 11- to 18-year-olds enrolled in any Entomology project.

Exhibits in this category must include the following: a) a physical representation of the career or business product such as a model, prototype or display/portfolio that includes images of accomplished work; b) verbal or written explanations that demonstrate knowledge of the related career or business fields, potential careers, and the appropriate requirements for achievement in those fields. The judging criteria for this class values thoroughness of career and/or business exploration and pursuit above the workmanship of the physical specimen on display.

FOODS & NUTRITION

Each county may submit 7 entries total from any of these food classes: 50200 A-C, 50201 A-C, 50202 A-E, 50203 A-D, 50204, 50206, 50208 A-F, 50211; and 1 entry from 50210.

4-H Cooking 101 (SF 50200A, 50200B, 50200C)

Using the recipes included in the project manual, prepare an exhibit for **one** of the classes below. No icing should be on any products. If you make changes to the recipe, bring a copy of the recipe with your changes. Bars, coffeecake, or cookies should be displayed on a disposable plate placed in a zip-sealing plastic bag. *In addition to your food exhibit*, complete the *What's on Your Plate? Activity* on pages 10-11 in the 4-H Cooking 101 project manual. Bring a document with printed pictures of your 3 or more plates and the answers to questions 1-7 to remain on display with your project. The words on the plates must be legible and clearly visible in the picture. Pictures, graphics or photos are acceptable.

- Cereal Bars** (SF 50200A) - 3 cereal marshmallow bars
- Coffeecake** (SF 50200B) - $\frac{1}{4}$ of 8" square or round coffeecake
- Cookies** (SF 50200C) - 3 cookies

4-H Cooking 201 (SF 50201A, 50201B, 50201C)

Using the recipes included in the project manual, prepare an exhibit for **one** of the classes below. If you make changes to the recipe, bring a copy of the recipe with your changes. Bread, muffins, or scones should be displayed on a disposable plate placed in a zip-sealing plastic bag. *In addition to your food exhibit*, complete *Experiment with Meal Planning Activity* on page 91 in the 4-H Cooking 201 project manual. Bring either page 91 with your completed answers or a document with the answers to remain on display with your project along with a picture of the meal you prepared. You do **not** need to complete the Challenge Yourself section on page 91.

- Muffins** (SF 50201A) - 3 cheese muffins
- Scones** (SF 50201B) - 3 scones
- Nut Bread** (SF 50201C) - $\frac{1}{2}$ loaf (9" x 5") of basic nut bread

4-H Cooking 301 (SF 50202A, 50202B, 50202C, 50202D, 50202E)

Using the recipes included in the project manual, prepare an exhibit for **one** of the classes below. If icing is used on the tea ring or sweet rolls, the recipe for the icing must also come from the book. The yeast bread/roll dough may be prepared in a bread making machine; however prepared mixes are not permitted. If you make changes to the recipe, bring a copy of the recipe with your changes. Display exhibit on a disposable plate or pie tin and place in a zip-sealing plastic bag. *In addition to your food exhibit*, complete one of the six experiments: *Experiment with Flour* p. 33-34, *Experiment with Kneading* p. 35-36, *Experiment with Yeast* p. 37-38 or 39, *Experiment with Butter* p. 62-63 or *Experiment with Cheese* p. 104-105. Bring a document with a printed picture of your experiment and the answers to the experiment questions to remain on display with your project.

- Dinner Rolls** (SF 50202A) - 3 dinner rolls
- Yeast Bread** (SF 50202B) - loaf of yeast bread
- Tea Ring** (SF 50202C) - 1 tea ring
- Sweet Rolls** (SF 50202D) - 3 sweet rolls
- Cake** (SF 50202E) - one layer of a rich white cake or rich chocolate cake, top side up (*without frosting*)

4-H Cooking 401 (SF 50203A, 50203B, 50203C, 50203D)

Using the recipes included in the project manual, prepare an exhibit for **one** of the classes below. If you make changes to

the recipe, bring a copy of the recipe with your changes. Display exhibit on a disposable plate and place in a zip-sealing plastic bag. *In addition to your food exhibit*, pick one of the recipes from Cooking 401 that is not a choice for exhibit. Make the recipe and take a picture of the results. Bring a document with a printed picture of the food you made from the recipe and the answers to the following two questions: 1.) If you made this recipe again, what would you do differently? 2.) What did you learn that can help you in other ways besides preparing food?

Focaccia Bread (SF 50203A) - $\frac{1}{4}$ of a 15" x 10" loaf of focaccia bread (do not include dipping oil)

Pie Shell (SF 50203B) - one baked pie shell – traditional, oil, or whole wheat (no graham cracker)

Sponge Cake (SF 50203C) - $\frac{1}{4}$ golden sponge cake, top side up, without frosting

French Bread (SF 50203D) - $\frac{1}{2}$ loaf French bread

Food Science 1 (SF 50204)

Prepare a display, digital presentation, or poster on one of the food science experiments from the manual that you completed. Share 1) the food science question you investigated; 2) process used to conduct the experiment; 3) results and observations; 4) what you learned; and 5) how you have applied this information. You must furnish any equipment you need for the exhibit. Internet service is not provided. All exhibits must include something visual, such as a printed copy of a digital presentation. Electronic equipment will only be used during your judging time and will not remain on display during the exhibit period.

Food Science 2 (SF 50204)

Prepare a display, digital presentation, or poster on one of the food science experiments from the manual that you completed. Share 1) the food science question you investigated; 2) process used to conduct the experiment; 3) results and observations; 4) what you learned; and 5) how you have applied this information. You must furnish any equipment you need for the exhibit. Internet service is not provided. All exhibits must include something visual, such as a printed copy of a digital presentation. Electronic equipment will only be used during your judging time and will not remain on display during the exhibit period.

Food Science 3 (SF 50204)

Prepare a display, digital presentation, or poster on one of the food science experiments from the manual that you completed. Share 1) the food science question you investigated; 2) process used to conduct the experiment; 3) results and observations; 4) what you learned; and 5) how you have applied this information. You must furnish any equipment you need for the exhibit. Internet service is not provided. All exhibits must include something visual, such as a printed copy of a digital presentation. Electronic equipment will only be used during your judging time and will not remain on display during the exhibit period.

Food Science 4 (SF 50204)

Prepare a display, digital presentation, or poster on one of the food science experiments from the manual that you completed. Share 1) the food science question you investigated; 2) process used to conduct the experiment; 3) results and observations; 4) what you learned; and 5) how you have applied this information. You must furnish any equipment you need for the exhibit. Internet service is not provided. All exhibits must include something visual, such as a printed copy of a digital presentation. Electronic equipment will only be used during your judging time and will not remain on display during the exhibit period.

Sports Nutrition (SF 50206)

Prepare a display, digital presentation, or poster on one of the activity chapters in the manual that you completed. The activity chapters are listed by page number in the table of contents. Your exhibit should include, at minimum, information on one physical fitness component and one food/recipe component from the activity chapter. The exhibit should include the project manual with the pages of the activity completed. You may also include live demonstration of physical activities.

Do not bring food made using the recipes, but consider adding pictures of the completed recipes to your exhibit. You must furnish any equipment you need for the exhibit. Internet service is not provided. All exhibits must include something visual, such as a printed copy of a digital presentation. Electronic equipment will only be used during your judging time and will not remain on display during the exhibit period.

Examples for Activity 1

Example A: Make a video of yourself practicing flexibility, strength and endurance physical fitness activities and making pasta salad with different vegetable, pasta and dressing ideas. Bring a screenshot and brief description of your video to leave on display.

Example B: Make a poster of pictures of flexibility, strength and endurance physical fitness activities and information on the results of making the spinach and mandarin orange salad. Include answers to the questions in the book.

Food Preservation (SF 50208a, 50208b, 50208c, 50208d, 50208e, 50208f)

Prepare an exhibit using **ONE** of the following food preservation methods: canning; freezing; drying; pickles/relishes; jams, jellies and preserves **OR** a combination of these (see Preservation Combination option below), excluding Freezing. **No freezer jam exhibits will be allowed for Freezing; Jams, Jellies, and Preserves; or for the Preservation Combination options.**

Canning (SF50208a) – The exhibit should include two different canned foods in appropriate jars for the products. Food may be fruit, vegetable, or tomato product (i.e. salsa, juice, etc.).

Freezing (SF50208b) – Prepare a nutrition display that illustrates a freezing principle. There is NOT a food exhibit option for this preservation method.

Drying (SF50208c) – Exhibit two (2) different dried foods packed in plastic food storage bags. Choose from fruit, vegetable, fruit leather or meat jerky.

Pickles and Relishes (SF50208d) – Exhibit two (2) pint jars of different recipes of pickles and/or relishes.

Jams, Jellies, and Preserves (SF50208e) – Exhibit two (2) half-pint jars of two different jams, jellies, and/or preserves.

Preservation Combination (SF50208f) – Exhibit two (2) different preserved food products, excluding Freezing, in appropriate jars/packaging (Drying). For example, exhibit 1 jar of tomatoes (Canning) and 1 half-pint of jelly (Jams, Jellies, and Preserves).

All preserved products should be prepared and processed according to the current USDA/Extension information. USDA information on preserving food, including recipes, can be found at: www.homefoodpreservation.com or web.extension.illinois.edu/foodpreservation/. Recipes must be processed in a water-bath or pressure canner.

All food preservation exhibits must be labeled with: 1) The name of the food; 2) The date preserved; 3) Appropriate method(s) of food preservation (For canned projects: boiling water bath or pressure canner; For drying projects: Specify equipment used (food dehydrator, oven, etc.)).

Examples:

- Strawberry jam, boiling water bath. July 13, 2022.
- Green beans, pressure canner. July 13, 2022.
- Beef jerky, food dehydrator and oven. July 13, 2022.

All food preservation exhibits must be accompanied with the recipe(s) – typed or written, with the source of the recipe(s) listed. **Required recipes and sources for food preservation exhibits** – all food preservation recipes must be from an approved source. Those sources are:

- *PUT IT UP! Food Preservation for Youth* manuals
- U.S. Department of Agriculture (USDA)
- National Center for Home Food Preservation
- Ball/Kerr Canning (recipes after 1985)
- Mrs. Wages

DO NOT BRING RECIPES FROM: Magazine or newspaper clippings, Pinterest (unless it is from a source listed above), grandmas or a recipe from a family member or friend without a source, cookbooks (excluding the Ball, Kerr and Put It Up! book).

Canning Equipment Requirements: All canned products must be canned in clear, standard jars in good condition (no chips or cracks). Jars must be sealed using two-piece canning lids (flat lid and band). Must use a new, unused flat lid. Bands must not be rusty or severely worn.

Foods Innovation Class (SF 50211)

Open to youth enrolled in any Foods project.

Demonstrate the skills and knowledge you have gained through the project. The exhibit may include, but isn't limited to, original recipes, results of experiments not in the foods project books, variations on recipes or experimenting with unique cooking or baking methods. Your work can be displayed by a food product, demonstrations, digital presentations, performances, or posters which you have made. Choose whatever method best shows what you've learned. Your exhibit should not fit in the other exhibit options for this project. You must furnish any equipment you need for your exhibit. Internet service will not be provided for the exhibit. All exhibits must include something visual, such as a printed copy of a digital presentation, which will remain on display during the exhibition. Electronic equipment will only be used during your personal judging time and will not remain on display during the entire exhibit period. If you bring a food product, the food will NOT be tasted.

Foods Nutrition Ready4Life Challenge (SF 50210)

Open to 11- to 18-year-olds enrolled in any Foods project

Exhibits in this category must include the following: a) a physical representation of the career or business product such as a model, prototype or display/portfolio that includes images of accomplished work; b) verbal or written explanations that demonstrate knowledge of the related career or business fields, potential careers, and the appropriate requirements for achievement in those fields. The judging criteria for this class values thoroughness of career and/or business exploration and pursuit above the workmanship of the physical specimen on display.

FORESTRY

Each county may submit 1 entry total from 50212, 50213, 50214; and 1 entry from 50216.

Forests of Fun 1 (SF 50212)

Exhibit any product or display illustrating an activity from the book. The exhibit may include, but isn't limited to, original works, objects, demonstrations, digital presentations, programs, websites, games, apps, performances, or posters which you have made. Choose whatever method best shows what you've learned. You must furnish any equipment you need for your exhibit. Internet service will not be provided for the exhibit. All exhibits must include something visual, such as a printed copy of a digital presentation, which will remain on display during the exhibition. Electronic equipment will only be used during your personal judging time and will not remain on display during the entire exhibit period.

Forests of Fun 2 (SF 50213)

Exhibit any product or display illustrating an activity from the book. The exhibit may include, but isn't limited to, original works, objects, demonstrations, digital presentations, programs, websites, games, apps, performances, or posters which you have made. Choose whatever method best shows what you've learned. You must furnish any equipment you need for your exhibit. Internet service will not be provided for the exhibit. All exhibits must include something visual, such as a printed copy of a digital presentation, which will remain on display during the exhibition. Electronic equipment will only be used during your personal judging time and will not remain on display during the entire exhibit period.

Forests of Fun 3 (SF 50214)

Exhibit any product or display illustrating an activity from the book. The exhibit may include, but isn't limited to, original works, objects, demonstrations, digital presentations, programs, websites, games, apps, performances, or posters which you have made. Choose whatever method best shows what you've learned. You must furnish any equipment you need for your exhibit. Internet service will not be provided for the exhibit. All exhibits must include something visual, such as a printed copy of a digital presentation, which will remain on display during the exhibition. Electronic equipment will only be used during your personal judging time and will not remain on display during the entire exhibit period.

Forestry Ready4Life Challenge (SF 50216)**Open to 11- to 18-year-olds enrolled in any Forestry project.**

Exhibits in this category must include the following: a) a physical representation of the career or business product such as a model, prototype or display/portfolio that includes images of accomplished work; b) verbal or written explanations that demonstrate knowledge of the related career or business fields, potential careers, and the appropriate requirements for achievement in those fields. The judging criteria for this class values thoroughness of career and/or business exploration and pursuit above the workmanship of the physical specimen on display.

GEOLOGY

Each county may submit 3 entries total from 50218, 50219, 50220, 50221, 50222; and 1 entry from 50224.

Size and number of exhibit cases should relate appropriately to the number of specimens being displayed for a specified class. Specimens are not limited to Illinois locations. All levels of Geology use the same manual, Geology-Introduction to the Study of the Earth.

Pebble Pups 1 (SF 50218)

Display 8 to 19 rocks and mineral specimens with three minerals in the collection. Collection may include duplications that show variations. Label collection and note where found.

Pebble Pups 2 (SF 50219)

Display at least 20, but no more than 29, rocks and mineral specimens with seven minerals in the collection. Collection may include duplications that show variations. Label collection and note where found.

Rock Hounds 1 (SF 50220)

Display at least 30, but no more than 40, rocks and mineral specimens with ten minerals in the collection. Rocks should include at least three igneous, two metamorphic, and three sedimentary groups. Label collection and note where found.

Rock Hounds 2 (SF 50221)

Display no more than 50 specimens that have been selected to illustrate a specific theme of the exhibitor's choosing. Be creative. Sample categories could include (but are not limited to): industrial minerals and their uses; a specific rock group and the variety that occurs in that group, including some minerals that occur in that environment; select fossils traced through the geologic ages; minerals and their crystal habits; rocks and minerals used in the lapidary arts.

Geology Innovation Class (SF 50222)

Open to youth enrolled in Geology.

Demonstrate the skills and knowledge you have gained through the Geology project. Exhibit may be the result of knowledge gained from project manuals; independent study about Illinois rock(s) and mineral(s), interaction with geology professionals; and/or individual exploration in the area of geology. The exhibit may include, but isn't limited to, original works, objects, demonstrations, digital presentations, programs, websites, games, apps, performances, or posters which you have made. Choose whatever method best shows what you've learned. Your exhibit should not fit in the other exhibit options for this project. You must furnish any equipment you need for your exhibit. Internet service will not be provided for the exhibit. All exhibits must include something visual, such as a printed copy of a digital presentation, which will remain on display during the exhibition. Electronic equipment will only be used during your personal judging time and will not remain on display during the entire exhibit period.

Geology Ready4Life Challenge (50224)

Open to 11- to 18-year-olds enrolled in the Geology project.

Exhibits in this category must include the following: a) a physical representation of the career or business product such as a model, prototype or display/portfolio that includes images of accomplished work; b) verbal or written explanations that demonstrate knowledge of the related career or business fields, potential careers, and the appropriate requirements for achievement in those fields. The judging criteria for this class values thoroughness of career and/or business exploration and pursuit above the workmanship of the physical specimen on display.

GOATS

[For Live Animal Exhibits, go to page 29](#)

HEALTH

Each county may submit 3 entries total from 50226, 50227, 50228, 50229; and 1 entry from 50231.

Health 1 (SF 50226)

Select four First Aid Skills and complete the activities for that section. Bring the project book and be prepared to discuss the completed sections. Exhibit a family first aid kit and be prepared to explain what each item is used for.

Health 2 (SF 50227)

Select four Staying Healthy Skills and complete the activities for that section. Bring the project book and be prepared to discuss the completed sections. Exhibit a "smarts" project as explained in the project manual.

Health 3 (SF 50228)

Select four Keeping Fit Skills and complete the activities for that section. Bring the project book and be prepared to discuss the completed sections. Exhibit a poster or display on one of the Keeping Fit Skills.

Health - Your Thoughts Matter – Navigating Mental Health (not eligible for state fair)

Prepare an exhibit that demonstrates the knowledge and understanding gained through completion of the Your Thoughts Matter Member Project Guide. Exhibit the following 1) a poster or display that highlights activities and knowledge gained as you completed any two of activities 1 – 9 included in the curriculum; AND 2) the item you created in Activity 10 - the flyer, website, video, or other promotional tool that points individuals to the resources you found.

Health Innovation Class (SF 50229)

Open to youth enrolled in Health 1, 2 or 3.

Demonstrate the skills and knowledge you have gained through the Health project. The exhibit may include, but isn't limited to, original works, objects, demonstrations, digital presentations, programs, websites, games, apps, performances, or posters which you have made. Choose whatever method best shows what you've learned. Your exhibit should not fit in the other exhibit options for this project. You must furnish any equipment you need for your exhibit. Internet service will not be provided for the exhibit. All exhibits must include something visual, such as a printed copy of a digital presentation, which will remain on display during the exhibition. Electronic equipment will only be used during your personal judging time and will not remain on display during the entire exhibit period.

Health Ready4Life Challenge (SF 50231)

Open to 11- to 18-year-olds enrolled in any Health project.

Exhibits in this category must include the following: a) a physical representation of the career or business product such as a model, prototype or display/portfolio that includes images of accomplished work; b) verbal or written explanations that demonstrate knowledge of the related career or business fields, potential careers, and the appropriate requirements for achievement in those fields. The judging criteria for this class values thoroughness of career and/or business exploration and pursuit above the workmanship of the physical specimen on display.

HORSE

[For Live Animal Exhibits-, go to page 27](#)

HORTICULTURE: FLORICULTURE

Each county may submit 3 entries total from 50192, 50193, 50194, 50195, 50196; and 1 entry from 50198.

Floriculture A (SF 50192)

Exhibit one of the following options:

- Create a flower arrangement, either a round arrangement or a bud vase. No silk flowers are permitted; **OR**
- Create a photo collage or a collection of pictures of flowers that you have raised. Label your flowers by name and tell if you started with a seed, cutting or transplants. Mount pictures on a poster board; **OR**
- Exhibit in one container: 3 stems of blooms - each with attached foliage. Foliage that would go inside the container may be removed. All three blooms or stems should be the same variety, color, shape and size and must have been grown from seed, young seedling plants, bulbs or rhizomes by the exhibitor. (NOTE: Exhibitors choosing lilies should include no more than 2/3 of foliage for their exhibit.)

Floriculture B (SF 50193)

Exhibit one of the following options:

- Display a mixed planter that may include herbs with foliage plants and/or flowering plants. The planter should include three or more kinds of plants. The container exhibit space must not exceed 18"x18".
- Create an artistic display of dried flowers and/or herbs explaining how each was dried; **OR**
- Create a photo collage or collection of pictures of plants from your theme garden. Label your plants by name and explain how the plants were chosen to fit the theme.
- Create an artistic fairy garden of plants, flowers and/or herbs. Explain the process you utilized to prepare your fairy garden. Label your plants by name and explain how the plants were chosen to fit the theme.

Floriculture C (SF 50194)

Exhibit one of the following options:

- Create a terrarium. Selected plants should be started by the exhibitor from cuttings or seeds or as purchased plugs. The terrarium must be cared for by the exhibitor for at least 5 months. Exhibitor should be able to explain the different plant, soil, and environmental needs and watering requirements of a closed system; **OR**
- Exhibit a plant that you propagated from cuttings, layering or division or started from seed. Create a photo board showing the progression of growth. Tips for vegetative propagation of houseplants can be found in the University of Illinois Extension Gardener's Corner (go.illinois.edu/gardenerscorner).

Floriculture D (SF 50195)

Exhibit one of the following options:

- Create a centerpiece around a theme such as a wedding, holiday, birthday, etc. No silk flowers are permitted; **OR**
- Create an exhibit of forced bulbs in a pot.

Floriculture Display (SF 50196)

(Open to youth enrolled in Floriculture A, Floriculture B, Floriculture C, and Floriculture D)

Present an exhibit of the member's choice that focuses on some aspect of floriculture which does not fit in the categories above. The exhibit may include, but isn't limited to, dish gardens, original works, objects, demonstrations, digital presentations, programs, websites, games, apps, performances, or posters which you have made. Choose whatever method best shows what you've learned. You must furnish any equipment you need for your exhibit. Internet service will not be provided for the exhibit. All exhibits must include something visual, such as a printed copy of a digital presentation, which will remain on display during the exhibition. Electronic equipment will only be used during your personal judging time and will not remain on display during the entire exhibit period.

Floriculture Ready4Life Challenge (SF 50198)

Open to 11- to 18-year-olds enrolled in any Floriculture project.

Exhibits in this category must include the following: a) a physical representation of the career or business product such as a model, prototype or display/portfolio that includes images of accomplished work; b) verbal or written explanations that demonstrate knowledge of the related career or business fields, potential careers, and the appropriate requirements for achievement in those fields. The judging criteria for this class values thoroughness of career and/or business exploration and pursuit above the workmanship of the physical specimen on display.

HORTICULTURE: VEGETABLES, HERBS & FRUITS

Each county may submit 3 entries total for 50313, 50314, 50315, 50316, 50317; and 1 entry for 50318.

All exhibits must have been grown by the exhibitor as part of their current gardening 4-H project. Exhibitors should be knowledgeable about various aspects of the produce, including but not limited to different varieties, soil testing, fertilizers used, etc. Exhibits should be prepared according to the Illinois Vegetable Garden Guide website: <http://web.extension.illinois.edu/vegguide/>. Waxes and oils may not be used on vegetables or fruits. Any plant infested with insects will be removed from the exhibit area and will not be eligible for champion awards.

Herb Display (SF 50313)

(Open to youth in Vegetable Gardening A, Vegetable Gardening B, Vegetable Gardening C, and Vegetable Gardening D)

Herbs should be grown in pots (8" maximum diameter). Categories: Mint, Oregano, Rosemary, Sage, Thyme, and all other herbs. Herbs should be labeled with common and Latin names. Herbs should be in your care for a minimum of three months for state fair exhibits. Remove dead leaves from plants and check that the soil is clear of debris such as dead leaves. In addition to class Champions, Herb Category Grand and Reserve Grand Champions may be selected. When exhibiting herb plants, be sure to grow the plants in the container to be displayed to avoid transplant shock. Exhibits will be evaluated

based on cleanliness, uniformity, condition, quality, and trueness to variety. Additional herb resources are located on the project resources section of the Illinois 4-H website.

- Display must include 4 or more different kinds of herbs. There may not be more than 2 different varieties of any her. For example, peppermint and chocolate mint would be classified as two different herb varieties.
- In instances where container display more than one variety of herb, special care should be taken that each distinct variety is accessible and clearly visible to the judges to ensure full points for cleanliness.

Vegetable/Fruit Display (SF 50314)

(Open to youth in Vegetable Gardening A, Vegetable Gardening B, Vegetable Gardening C, and Vegetable Gardening D)

1. This class is allowed a 2'6" x 2'6" space for display.
2. Display must include 6 or more different kinds of vegetables or fruits. There may not be more than 2 different varieties of any vegetable/fruit. For example, red and white potatoes would be classified as two different varieties. Acorn squash and zucchini would be classified as two different vegetables.
3. The number and type of vegetables/fruits used must conform to the Vegetable/Fruit Plate/Display List. *Fruit Plate list is below vegetable plate list.*
4. Exhibitors must provide the name and variety of all vegetables/fruits used. (i.e. Cabbage – Golden Acre; Cucumber, slicing – Straight Eight; Tomatoes, slicing – Rocky Top; Snap Beans – Contender, etc.).

Vegetable Plate (SF 50315)

(Open to youth in Vegetable Gardening A, Vegetable Gardening B, Vegetable Gardening C, and Vegetable Gardening D)

1. Exhibit must include 2 single vegetable plates. (Exhibitor will furnish the disposable plates.)
2. Number of vegetables on plates must conform to plate list below.
3. Only one variety on each plate.
4. An exhibitor cannot show two plates of the same type vegetable. (i.e.: Cannot exhibit red *and* white potatoes or zucchini *and* straightneck summer squash.)

VEGETABLE PLATE/DISPLAY LIST

When selecting vegetables for exhibition, keep in mind that the judge will evaluate them on the basis of cleanliness, uniformity, condition, quality, and trueness to variety. (*Lists are provided by UI Extension Horticulturists; Items are listed according to the correct definition of vegetables*)

Asparagus (5 spears)	Peppers, small fruited (chili/cherry) (12)
Beans, Lima (12 pods)	Popcorn (5)
Beets (5)	Potatoes (any variety) (5)
Broccoli (1 head)	Pumpkin (1)
Brussels sprouts (12 sprouts)	Rhubarb, trimmed stalks (3)
Cabbage (1 head)	Rutabaga (5)
Cauliflower (1 head)	Salsify (5)
Carrots (5)	Squash, summer (any variety) (3)
Cucumber, pickling or slicing (5)	Sweet corn, in husks (5)
Eggplant (1)	Tomatoes, slicing (5)
Garlic (5)	Tomatoes, small fruited (12)
Kohlrabi (5)	Turnip (5)
Lettuce (1 head or plant)	Watermelon (1)
Muskmelon incl. cantaloupe (1)	
Okra (12)	
Onions, large, dry (5)	
Onions, green or set (12)	
Parsnips (5)	
Peas, (12 pods)	
Peppers, large fruited (bell/banana) (5)	

Squash, winter (Acorn, butternut, buttercup, spaghetti, Hubbard, Turks's Turban) (1)
Beans, Snap, Green Pod or Golden Wax (12 pods)
Greens (collard, endive, escarole, kale, mustard, spinach, Swiss chard) (1 plant)
Horseradish Root (1 marketable root specimen harvested this year)

Vegetable Gardening Display (SF 50316)

(Open to youth in Vegetable Gardening A, Vegetable Gardening B, Vegetable Gardening C, Vegetable Gardening D) Present an exhibit of the member's choice that focuses on some aspect of vegetable gardening which does not fit in the categories above. The exhibit may include, but isn't limited to, original works, objects, demonstrations, digital presentations, programs, websites, games, apps, performances, or posters which you have made. Choose whatever method best shows what you've learned. You must furnish any equipment you need for your exhibit. Internet service will not be provided for the exhibit. All exhibits must include something visual, such as a printed copy of a digital presentation, which will remain on display during the exhibition. Electronic equipment will only be used during your personal judging time and will not remain on display during the entire exhibit period.

Fruit Plate (SF 50317)

(Open to youth in Vegetable Gardening A, Vegetable Gardening B, Vegetable Gardening C, and Vegetable Gardening D)

1. Exhibit must include 2 single fruit plates. (Exhibitor will furnish the disposable plates.)
2. Number of fruits on plates must conform to plate list below.
3. Only one variety on each plate.
4. An exhibitor cannot show two plates of the same type fruit. (i.e.: Cannot exhibit Gala & Jonathan Apples, Mazzard & Gisela Cherries, etc.)

Fruit Plate List

Fruit will be judged using the same general criteria used for vegetables. Fruit will be judged for the stage of maturity normal for that season and growing location. Emphasis will be placed on how well fruit approaches market quality. When selecting fruits for exhibition, keep in mind that the judge will evaluate them on the basis of cleanliness, uniformity, condition, quality, and trueness to variety. *(Lists are provided by UI Extension Horticulturists; Items are listed according to the correct definition of fruit varieties at <https://web.extension.illinois.edu/fruit/>)*

Strawberries (Everbearers) – 1 pint

Grapes – 2 bunches

Apples – 5

Pears – 5

Wild Plums – 1 pint

Other Small Fruit or Berries (Do not duplicate entries from the above fruits) – 1 pint

Other Fruits or Nuts (Do not duplicate entries from the above fruits) – 5

Vegetable Gardening Ready4Life Challenge (SF 50318)

Open to 11- to 18-year-olds enrolled in any Vegetable Gardening project.

Exhibits in this category must include the following: a) a physical representation of the career or business product such as a model, prototype or display/portfolio that includes images of accomplished work; b) verbal or written explanations that demonstrate knowledge of the related career or business fields, potential careers, and the appropriate requirements for achievement in those fields. The judging criteria for this class values thoroughness of career and/or business exploration and pursuit above the workmanship of the physical specimen on display.

INTERCULTURAL

Each county may submit 1 individual entry from 50233; 1 individual entry from 50234; 1 individual entry from 50236; 1 club entry from 50235. **Due to space restrictions, exhibits are limited to 2' 6" wide and 15" deep.**

Passport to the World, Individual (SF 50233)

Prepare a display illustrating what you have learned about a country's or U.S. region's geography, economy, agriculture, people, language, housing, culture, music, crafts, clothing, holidays or other aspect. Exhibit should be educational in nature and should not promote one's beliefs over another person's beliefs. The exhibit may include, but isn't limited to, original works, objects, demonstrations, digital presentations, programs, websites, games, apps, performances, or posters which you have made. Choose

whatever method best shows what you've learned. You must furnish any equipment you need for your exhibit. Internet service will not be provided for the exhibit. All exhibits must include something visual, such as a printed copy of a digital presentation, which will remain on display during the exhibition. Electronic equipment will only be used during your personal judging time and will not remain on display during the entire exhibit period. Include the project manual with completed sections that pertain to the exhibit information. Due to space restrictions, exhibits are limited to 2' 6" wide and 15" deep.

Diversity & Cultural Awareness (SF 50234)

Create a display or binder portfolio that illustrates the results of a minimum of three (3) completed activities from the project book. Due to space restrictions, exhibits are limited to 2' 6" wide and 15" deep.

Intercultural Ready4Life Challenge (SF 50236)

Open to 11- to 18-year-olds enrolled in any Intercultural project.

Exhibits in this category must include the following: a) a physical representation of the career or business product such as a model, prototype or display/portfolio that includes images of accomplished work; b) verbal or written explanations that demonstrate knowledge of the related career or business fields, potential careers, and the appropriate requirements for achievement in those fields. The judging criteria for this class values thoroughness of career and/or business exploration and pursuit above the workmanship of the physical specimen on display.

Intercultural, Club, Includes *Passport to the World, Diversity & Cultural Awareness, and Latino Cultural Arts Projects* (SF 50235)

Exhibit a display illustrating the steps that the club has completed on the project selected for the year. Include a written outline or report of accomplishments and future goals. The exhibit may include, but isn't limited to, original works, objects, demonstrations, digital presentations, programs, websites, games, apps, performances, or posters which you have made. Choose whatever method best shows what the club members have learned. You must furnish any equipment you need for your exhibit. Internet service will not be provided for the exhibit. All exhibits must include something visual, such as a printed copy of a digital presentation, which will remain on display during the exhibition. Electronic equipment will only be used during your personal judging time and will not remain on display during the entire exhibit period. The display must be accompanied by 3 or more club exhibitors at the time of the judge's critique. Club members should make a 5- to 10-minute presentation to the judge. All club members present for the judge's critique should be able to discuss the project and answer questions. Only club members present for judging who participate in the actual critique and presentation are eligible for ribbons and premiums. Due to space restrictions, exhibits are limited to 2' 6" wide and 15" deep.

INTERIOR DESIGN

Each county may submit 2 entries total from 50242, 50243, 50244, 50245; and 1 entry from 50247.

Design Decisions, Beginning (SF 50242)

Any exhibit must have been created or redesigned by the exhibitor as part of their current Interior Design 4-H project. Exhibitors should be knowledgeable about various aspects of the project. Exhibits could include items such as, but not limited to, comparison studies of different products or techniques; made accessories, wall-hangings, window coverings, or furniture items; refinished or redesigned furniture; or a plan to solve some type of interior design problem. Exhibit should be appropriate to the exhibitor's age, skills and ability in this project.

Design Decisions, Intermediate (SF 50243)

Any exhibit must have been created or redesigned by the exhibitor as part of their current Interior Design 4-H project. Exhibitors should be knowledgeable about various aspects of the project. Exhibits could include items such as, but not limited to, comparison studies of different products or techniques; made accessories, wall-hangings, window coverings, or furniture items; refinished or redesigned furniture; or a plan to solve some type of interior design problem. Exhibit should be appropriate to the exhibitor's age, skills and ability in this project.

Design Decisions, Advanced (SF 50244)

Any exhibit must have been created or redesigned by the exhibitor as part of their current Interior Design 4-H project. Exhibitors should be knowledgeable about various aspects of the project. Exhibits could include items such as, but not limited to, comparison studies of different products or techniques; made accessories, wall-hangings, window coverings, or furniture items; refinished or redesigned furniture; or a plan to solve some type of interior design problem. Exhibit should be appropriate to the exhibitor's age, skills and ability in this project.

Interior Design Innovation Class (SF 50245)

Open to enrolled in Interior Design.

Demonstrate the skills and knowledge you have gained through the Interior Design project. The exhibit may include, but isn't limited to, original works, objects, demonstrations, digital presentations, programs, websites, games, apps, performances, or posters which you have made. Choose whatever method best shows what you've learned. Your exhibit should not fit in the other exhibit options for this project. You must furnish any equipment you need for your exhibit. Internet service will not be provided for the exhibit. All exhibits must include something visual, such as a printed copy of a digital presentation, which will remain on display during the exhibition. Electronic equipment will only be used during your personal judging time and will not remain on display during the entire exhibit period.

Interior Design Ready4Life Challenge (SF 50247)

Open to 11- to 18-year-olds enrolled in the Interior Design project.

Exhibits in this category must include the following: a) a physical representation of the career or business product such as a model, prototype or display/portfolio that includes images of accomplished work; b) verbal or written explanations that demonstrate knowledge of the related career or business fields, potential careers, and the appropriate requirements for achievement in those fields. The judging criteria for this class values thoroughness of career and/or business exploration and pursuit above the workmanship of the physical specimen on display.

LEADERSHIP

Each county may submit 3 entries total from 50249, 50250, 50251, 50252; 2 entries from 50254; 1 entry from 50255.

Leadership 1 (SF 50249)

Create a binder portfolio with a minimum of four (4) completed activities each year from the areas noted below. Build upon your previous year's work. Photocopies or original pages of the completed activities from the book should be included in the portfolio.

- **First Year** – One activity from each of the following sections: Understanding Self; Communication; and Getting Along with Others, plus one activity of exhibitor's choice from the manual.
- **Second Year** – One activity from each of the following sections: Getting Along with Others; Learning to Learn; and Making Decisions, plus one activity of exhibitor's choice from the manual.
- **Third Year** – One activity from each of the following sections: Making Decisions; Managing; and Working with Groups, plus one activity of exhibitor's choice from the manual.

Leadership 2 (SF 50250)

Building upon your previous work, continue adding to your binder portfolio with a minimum of four (4) completed activities each year from the areas noted below. Photocopies or original pages of the completed activities from the book should be included in the portfolio.

- **First Year** – One activity from each of the following sections: Understanding Self; Communication; and Getting Along with Others, plus one activity of exhibitor's choice from the manual.
- **Second Year** – One activity from each of the following sections: Getting Along with Others; Learning to Learn; and Making Decisions, plus one activity of exhibitor's choice from the manual.
- **Third Year** – One activity from each of the following sections: Making Decisions; Managing; and Working with Groups, plus one activity of exhibitor's choice from the manual.

Leadership 3 (SF 50251)

Building upon your previous work, continue adding to your binder portfolio with a minimum of four (4) completed activities each year from the areas noted below. Photocopies or original pages of the completed activities from the book should be included in the portfolio.

- **First Year** – One activity from each of the following sections: Understanding Self; Communication; and Getting Along with Others, plus one activity of exhibitor's choice from the manual.
- **Second Year** – One activity from each of the following sections: Getting Along with Others; Learning to Learn; and Making Decisions, plus one activity of exhibitor's choice from the manual.
- **Third Year** – One activity from each of the following sections: Making Decisions; Managing; and Working with Groups, plus one activity of exhibitor's choice from the manual.

Leadership Innovation Class (SF 50252)

Open to youth enrolled in Leadership 1, 2, or 3.

Demonstrate the skills and knowledge you have gained through the Leadership project. **Your exhibit should not fit in the other exhibit options for this project.** The exhibit may include, but isn't limited to, original works, objects, demonstrations, digital presentations,

programs, websites, games, apps, performances, or posters which you have made. Choose whatever method best shows what you've learned. You must furnish any equipment you need for your exhibit. Internet service will not be provided for the exhibit. All exhibits must include something visual, such as a printed copy of a digital presentation, which will remain on display during the exhibition. Electronic equipment will only be used during your personal judging time and will not remain on display during the entire exhibit period.

Leadership Ready4Life Challenge (SF 50255)

Open to 11- to 18-year-olds enrolled in any Leadership project.

Exhibits in this category must include the following: a) a physical representation of the career or business product such as a model, prototype or display/portfolio that includes images of accomplished work; b) verbal or written explanations that demonstrate knowledge of the related career or business fields, potential careers, and the appropriate requirements for achievement in those fields. The judging criteria for this class values thoroughness of career and/or business exploration and pursuit above the workmanship of the physical specimen on display.

Leadership Group Exhibit (SF 50254)

Open to clubs and groups whose members are enrolled in any Leadership project

Exhibit a display illustrating how your group has used the Teens As Leaders model effectively in your club, community, school, or state. Leadership activities might include planning, advising, promoting, mentoring, teaching or advocating for change. The exhibit may include, but isn't limited to, original works, objects, demonstrations, digital presentations, programs, websites, games, apps, performances, or posters which you have made. Choose whatever method best shows what you've learned. You must furnish any equipment you need for your exhibit. Internet service will not be provided for the exhibit. All exhibits must include something visual, such as a printed copy of a digital presentation, which will remain on display during the exhibition. Electronic equipment will only be used during your personal judging time and will not remain on display during the entire exhibit period. The display must be accompanied by 3 or more 4-H members at the time of the judge's critique. Club members should make a 5- to 10-minute presentation to the judge. All club members present for the judge's critique should be able to discuss the project and answer questions. Only club members present for judging who participate in the actual critique and presentation are eligible for ribbons and premiums. Due to space limitations, exhibits are limited to 2'6" wide and 15" deep.

MAKER

Each county may submit 3 entries total from 50400.

Exhibits in this category are designed to be multi-disciplinary in nature, innovative, and must not fit into any other exhibit category. To qualify for this category, your project **MUST** abide by the following guidelines:

- Exhibitors must complete the DIY Make & Build Curriculum, and answer all the questions at the end of each lesson. You must display (or upload if virtual) your answers to these questions, as well as your Maker Log from the DIY Make and Build curriculum.
- Exhibits must be an object or device that has an intended purpose and uses technology in either a mechanical way, digital (computer) way, or combination of the two. Your device or object **cannot** be one of the included activities in the DIY Make and Build Curriculum.
- The device must be something that can be used in everyday life by multiple people (a target audience), and **MUST** be manufactured/built by the exhibitor (If not fully manufactured by the exhibitor, the device **MUST** be modified structurally or be reprogrammed to perform a different function other than what it was designed to do).
- Exhibits **MUST** be able to interact with the outside world. (e.g. an on off switch, input sensors, feedback, etc.)
- Exhibits **MUST** include a detailed build log with instructions on how to make or build the exhibit, **AND** contain either a 3D rendering or detailed and labeled sketches of the device/product.
- All parts and software used in the design/build **MUST** be listed in a detailed Bill of Materials including cost per item and total cost. Total time spent on the build must be documented in your build log.

In addition, exhibitors are **HIGHLY** encouraged to use tools such as 3-D printers, laser cutters, routers and/or other hand/power tools to help in the manufacturing process (**NOTE: Simply 3-D printing or laser cutting an object without the other specifications does not qualify as a Maker Project**). It is also **HIGHLY** encouraged that exhibits use Open Source software and/or hardware in the build.

NATURE: NATURAL RESOURCES AND OUTDOOR ADVENTURES

Each county may submit 3 entries from 50256, 50257, 50258, 50259, 50278; 1 entry from 50267.

Electricity and water are NOT available for these displays. **NO live animals or reptiles are permitted in these exhibits.**

Natural Resources 1 (SF 50256)

Exhibit any item developed from the project book, *Step Into Nature*.

Natural Resources 2 (SF 50257)

Exhibit any item developed from the project book, *Explore the Natural World*.

Natural Resources 3 (SF 50258)

Exhibit any item developed from the project book, *Blaze the Trail*.

Outdoor Adventures 1: (SF 50259)

Exhibit a display illustrating an activity completed from the project manual.

Outdoor Adventures 2 (SF 50259)

Exhibit a display illustrating an activity completed from the project manual.

Outdoor Adventures 3 (SF 50259)

Exhibit a display illustrating an activity completed from the project manual.

Natural Resources or Outdoor Adventures Innovation Class (SF 50278)

Open to youth enrolled in any Natural Resources or Outdoor Adventures project.

Demonstrate the skills and knowledge you have gained through your Natural Resources or Outdoor Adventures project. Exhibit may be the result of knowledge gained from project manuals; independent study, interaction with natural resource or conservation professionals. The exhibit may include, but isn't limited to, original works, objects, demonstrations, digital presentations, programs, websites, games, apps, performances, or posters which you have made. Choose whatever method best shows what you've learned. Your exhibit should not fit in the other exhibit options for this project. You must furnish any equipment you need for your exhibit. Internet service will not be provided for the exhibit. All exhibits must include something visual, such as a printed copy of a digital presentation, which will remain on display during the exhibition. Electronic equipment will only be used during your personal judging time and will not remain on display during the entire exhibit period.

Natural Resources Ready4Life Challenge (SF 50267)

Open to 11- to 18-year-olds enrolled in any Natural Resources and Outdoor Adventures project.

Exhibits in this category must include the following: a) a physical representation of the career or business product such as a model, prototype or display/portfolio that includes images of accomplished work; b) verbal or written explanations that demonstrate knowledge of the related career or business fields, potential careers, and the appropriate requirements for achievement in those fields. The judging criteria for this class values thoroughness of career and/or business exploration and pursuit above the workmanship of the physical specimen on display.

NATURE: FISHING AND WILDLIFE

Each county may submit 3 entries total from 50234, 50260, 50261, 50262, 50266, 50263, 50265; and 1 entry from 50291.

Sportsfishing 1 (SF 50260)

Exhibit a product or display made to complete an activity in the *Take the Bait* project manual. This could include, but is not limited to, displays on: different types of fishing tackle, identifying different baits and their uses (no actual bait, please) or identifying the anatomy of a fish. For safety reasons, lures must be placed in a plastic case.

Sportsfishing 2 (SF 50261)

Exhibit a product or display made to complete an activity in the *Reel in the Fun* project manual. This could include, but is not limited to, displays on: different types of knots or rigs and their use; a collection of fishing lures, labeled with their use; or information on preparing

and cooking fish (not recipes). For safety reasons, lures must be placed in a plastic case.

Sportsfishing 3 (SF 50262)

Exhibit a product or display made to complete an activity in the *Cast into the Future* project manual. This could include, but is not limited to, displays on: making artificial flies and lures; researching effects of water temperature; sportsfishing careers; or identifying insects that fish eat. For safety reasons, lures must be placed in a plastic case.

Wildlife 1 (SF 50266)

Exhibit any activity developed from the project manual. Be able to explain the importance of and concept behind the exhibit.

Wildlife 2 (SF 50263)

Exhibit any activity developed from the project manual. (Ex. Create a display of the life history of an animal.) Within the exhibit, explain the importance of and concept behind the exhibit.

Wildlife 3 (SF 50265)

Exhibit any activity developed from the project manual. Be able to explain the importance of and concept behind the exhibit.

Fish and Wildlife Innovation Class (SF 50264)

Open to youth enrolled in any Sportfishing or Wildlife project.

Demonstrate the skills and knowledge you have gained through your Sportsfishing or Wildlife project. Exhibit may be the result of knowledge gained from project manuals; independent study, interaction with natural resource or conservation professionals. The exhibit may include, but isn't limited to, original works, objects, demonstrations, digital presentations, programs, websites, games, apps, performances, or posters which you have made. Choose whatever method best shows what you've learned. Your exhibit should not fit in the other exhibit options for this project. You must furnish any equipment you need for your exhibit. Internet service will not be provided for the exhibit. All exhibits must include something visual, such as a printed copy of a digital presentation, which will remain on display during the exhibition. Electronic equipment will only be used during your personal judging time and will not remain on display during the entire exhibit period.

Fishing & Wildlife Ready4Life Challenge (SF 50291)

Open to 11- to 18-year-olds enrolled in any Fishing or Wildlife project.

Exhibits in this category must include the following: a) a physical representation of the career or business product such as a model, prototype or display/portfolio that includes images of accomplished work; b) verbal or written explanations that demonstrate knowledge of the related career or business fields, potential careers, and the appropriate requirements for achievement in those fields. The judging criteria for this class values thoroughness of career and/or business exploration and pursuit above the workmanship of the physical specimen on display.

Exploring Your Environment 1 (not eligible for state fair)

Prepare a display or poster that illustrates an activity from the project manual. The display should demonstrate an understanding of natural and/or manmade environments, how humans affect the environment, or how the environment affects our lives. Include your project manual that documents activity recordkeeping, your answers to activity questions, and details personal thoughts and ideas.

Exploring Your Environment 2 (not eligible for state fair)

Prepare a display or poster that illustrates an activity from the project manual. The display should demonstrate an understanding of one of the following: stewardship of natural resources, investigating greenhouse effects on living organisms, methods of reducing or managing waste in your home or community, or calculating your ecological footprint. Include your project manual that documents activity recordkeeping, your answers to activity questions, and details personal thoughts and ideas.

PHOTOGRAPHY

Each county may submit 3 entries total from 50268, 50269, 50270, 50271, 50272; and 1 entry from 50274.

ALL photos in exhibits must have been taken by the exhibitor. Photo/Model releases from individuals pictured in the exhibitor's photographs are required unless the photograph is of a group in a public place where identification would not be an issue. The release

can be obtained at: <https://4h.extension.illinois.edu/members/projects/photography>. Photos may be taken with a camera, an electronic tablet (i.e. iPad), or a cell phone.

ALL photos must be accompanied by details of the camera settings that include:

- Camera/device used
- Aperture (F-stop)
- Exposure time (shutter speed)
- ISO (film/sensor sensitivity)
- Lighting used (flash, artificial, sunlight, other)
- Lens Filters (Ultra-Violet, Polarizing, etc.) if used

Additional details required for Photo Editing ONLY:

- Photo editing software/application used (required for ALL edits and retouches except for cropping)
- Filters used (lens filters and or digital/software filters)

Members are allowed to shoot on a camera's automatic setting, but should be able to find the metadata information on the photo to discuss the information above.

The exhibition size requirements for all photographs will be:

- Minimum image size: 5" x 7"
- Maximum image size: 8" x 10"
- Maximum exhibit size (including frame): 18" x 20"

All exhibitors must include unframed (taped to the back of the framed exhibit or attached to the project booklet) **original or un-edited** versions of either the same subject or the examples of the same technique that the framed image represents. This will assist the judge in understanding the choices made by the photographer to build the exhibited composition.

NOTE: Images taken with devices that apply an automatic filter will not be eligible for award.

Photography 1 (SF 50268)

Exhibit one framed photo which demonstrates your understanding of a technique you learned from your Photography 1 project manual. No photo editing is allowed in this class except cropping and red eye removal. Be prepared to show the page in the manual of the technique you are demonstrating.

Photography 2 (SF 50269)

Exhibit one of the options listed below:

- Exhibit one framed 8" x 10" close-up photograph using the skills learned on page 62-63 (section: Bits and Pieces) of the project manual titled *Level 2 Next Level Photography*. No photo editing is allowed in this class except cropping and red eye removal; **OR**
- Exhibit one framed 8" x 10" photo which demonstrate your understanding of a technique you learned from your Photography 2 project manual. No photo editing is allowed in this class except cropping and red eye removal. Be prepared to show the page in the manual of the technique you are demonstrating.

Photography 3 (SF 50270)

Exhibit one of the options listed below:

- Exhibit one framed 8" x 10" still-life photo that demonstrates good composition, including color, form, texture, lighting and depth of field. No photo editing is allowed in this class except cropping and red eye removal; **OR**
- Exhibit one framed 8" x 10" photo which demonstrates your understanding of a technique you learned from your Photography 3 project manual. No photo editing is allowed in this class except cropping and red eye removal. Be prepared to show the page in the manual of the technique you are demonstrating.

Photo Editing (SF 50271)

Open to members in Photography 1, Photography 2, and Photography 3.

Exhibit one framed 8" x 10" photo that has been altered using digital photo-editing techniques (beyond cropping and red-eye reduction). Include a print of the original photo(s), taped to the back of the photo frame. Photos in which an automatic filter was applied

at the time the photograph was taken will not be eligible for award.

Photography Innovation Class: (SF 50272)

Open to youth enrolled in Photography 1, 2, and 3.

Demonstrate the skills and knowledge you have gained through the Photography project. **Your exhibit should not fit in the other exhibit options for this project.** The exhibit may include, but isn't limited to, original works, objects, demonstrations, digital presentations, programs, websites, games, apps, performances, or posters which you have made. Choose whatever method best shows what you've learned. You must furnish any equipment you need for your exhibit. Internet service will not be provided for the exhibit. Electronic equipment will only be used during your personal judging time and will not remain on display during the entire exhibit period. All exhibits must include one framed photo illustrative of the work you are presenting.

Photography Ready4Life Challenge (SF 50274)

Open to 11- to 18-year-olds enrolled in any Photography project

Exhibits in this category must include the following: a) a physical representation of the career or business product such as a model, prototype or display/portfolio that includes images of accomplished work; b) verbal or written explanations that demonstrate knowledge of the related career or business fields, potential careers, and the appropriate requirements for achievement in those fields. The judging criteria for this class values thoroughness of career and/or business exploration and pursuit above the workmanship of the physical specimen on display.

PLANTS & SOILS

Each county may submit 3 entries total from 50280.

Cover Crops (SF 50280)

Exhibit an experimental or educational activity related to one experience from your project; **OR** prepare a display focusing on any activity related to the cover crops project. This could be related, but not limited, to plant growth & development, cover crop benefits, land management, sustainability, or other topics of interest to the member related to cover crops. A cover crop might include any plant that is sown in between primary production crops for the benefit of overall farm health rather than crop yield (examples: pennycress, clover, radish, annual ryegrass, etc.). The exhibit may include, but isn't limited to, original works, objects, demonstrations, digital presentations, programs, websites, games, apps, performances, or posters which you have made. Choose whatever method best shows what you've learned. You must furnish any equipment you need for your exhibit. Internet service will not be provided for the exhibit. All exhibits must include something visual, such as a printed copy of a digital presentation, which will remain on display during the exhibition. Electronic equipment will only be used during your personal judging time and will not remain on display during the entire exhibit period.

Plants & Soils 1 (not eligible for state fair)

Prepare a display or poster that illustrates an activity from the project manual. The display should demonstrate an understanding of environmental and internal factors that affect plant growth and the function and characteristics of soil. Include your project journal that documents activity recordkeeping requirements, answers activity questions, and details personal thoughts and ideas.

Plants & Soils 2 (not eligible for state fair)

Prepare a display or poster that illustrates an activity from the project manual. The display should demonstrate an understanding of the composition of plants, the functions of individual plant parts, plant life cycles, and the many ways plants reproduce. Include your project journal that documents activity recordkeeping, answers activity questions, and details personal thoughts and ideas.

Plants & Soils 3 (not eligible for state fair)

Prepare a display or poster that illustrates an activity from the project manual. The display should demonstrate an understanding of the relationship between soil and other cycles found in nature. Displays should also provide an example of a leadership or service-learning experience focused on environmental stewardship. Include your project journal that documents activity recordkeeping requirements, answers activity questions, and details personal thoughts and ideas.

Plants & Soils Ready4Life Challenge (not eligible for state fair)

Open to 11- to 18-year-olds enrolled in any Plants & Soils project.

Exhibits in this category must include the following: a) a physical representation of the career or business product such as a model,

prototype or display/portfolio that includes images of accomplished work; b) verbal or written explanations that demonstrate knowledge of the related career or business fields, potential careers, and the appropriate requirements for achievement in those fields. The judging criteria for this class values thoroughness of career and/or business exploration and pursuit above the workmanship of the physical specimen on display.

POULTRY

For Live Animal Exhibits, go to page 30

RABBITS

For Live Animal Exhibits, go to page 33

READ-A-BOOK

(not eligible for state fair; County Exhibit)

All exhibits must include title, author, and theme of book on a 3X5 card.

Level One (Exhibitor ages 8-12) Make a book jacket or shadowbox depicting a scene from the book.

Level Two (Exhibitor ages 13-15) Dress doll or clay figure as character from book **OR** make a puppet that portrays a character from the book.

Level Three (Exhibitor ages 16-19) Write an article to advertise book **OR** make informational display about book (poster, banner, etc.).

ROBOTICS

Each county may submit 3 entries total from 50285, 50286, 50288, 50289, 50292; and 1 from 50293.

NOTE: If applicable for their class and display, exhibitors must bring their own computers for demonstration purposes; computers will not be provided. Internet access will not be available.

- Exhibits in classes Robotics 1: Beginning, 50285, and 50286 are designed to be used with LEGO Mindstorms (NXT or EV3).
- Any other programmable robot kit such as Arduino or Raspberry Pi, should be exhibited in Robotics Innovation/Open Source Class (50292).

Robotics 1: Beginning: (not eligible for state fair)

Exhibitors should complete Activities 1-6 in the Robotics 1 with EV3 project book. Exhibitors will design, build and program a robot that can autonomously follow a predetermined path that changes direction at least 4 times during a single run. They will bring their project book, their program code (on laptop or on paper), and a single page write up to share what they learned about the engineering design process and programming.

Robotics 1: Intermediate: (SF 50285)

Exhibitors should complete Activities 7-12 in the Robotics 1 with EV3 project book. Exhibitors will design, build and program a robot that uses at least one sensor to autonomously follow a path, respond to and/or avoid obstacles. Exhibitors in this class must use at least one sensor in their robot design. They will bring their project book, their program code (on laptop or on paper), and a short journal sharing what they learned about the engineering design process and programming throughout their work in the project and specifically while preparing the exhibit.

Robotics 2: (SF 50286)

Exhibitors should complete Activities 1-7 in the Robotics 2 EV3N More project book. Exhibitors will design, build and program a robot that uses sensors and programming to complete one of the challenges selected challenges from the 2022 4-H State Robotics Challenge (Eligible Challenges will be Marked in the Challenge Documents on the Illinois 4-H website). They will bring their project book, their program code (on laptop or on paper), and a short journal sharing changes they made to the robot and/or program along the way, and to describe their experience with completing the challenge.

Robotics Innovation Open Source Class (SF 50292)

Open to youth enrolled in Robotics 3, but may also include youth in Robotics 1 or 2 if the exhibits meets the guidelines.

Exhibit an original robot, either homemade or a kit that does not fall under Robotics 1 or 2 that can complete a task using MULTIPLE sensors. If a robot kit is used, then some parts of the robot must be built using other components such as wood, plastic or metal. The robot can include any types of motors, pneumatics or sensors. The Innovation class can also be used for LEGO Mindstorms or VEX kits where the exhibit does not fall under Robotics 1 or 2 exhibit option. Autonomous control of the robot may also be achieved using an “open source” platform such as Arduino or Raspberry Pi and can be programmed using a coding language that is publicly available. Exhibitors in Robotics Innovation/Open Source class must bring a detailed engineering notebook that describes how the exhibitor designed, built and programmed the exhibit.

Junk Drawer Robotics

All exhibits should be original designs made with everyday objects and materials. Exhibits with purchased kits will not be accepted. Exhibitors are also required to bring their Junk Drawer Robotics Youth Robotics Notebook with the sections completed for the project they are exhibiting, including the sections leading up to the activity they are exhibiting. For example, if a youth is bringing Activity E from Junk Drawer Level 1, they should have robotics notebook sections A-E completed.

Junk Drawer Robotics 1 (not eligible for state fair)

Exhibit any item from the “To Make” activity from the Junk Drawer Robotics Level 1 Book. Be sure all robotics notebook sections within the module being exhibited are filled in.

Junk Drawer Robotics 2 (SF 50288)

Exhibit any item from the “To Make” activity from the Junk Drawer Robotics Level 2 Book. Be sure all robotics notebook sections within the module being exhibited are filled in.

Junk Drawer Robotics 3 (SF 50289)

Exhibit any item from the “To Make” activity from the Junk Drawer Robotics Level 3 Book. Be sure all robotics notebook sections within the module being exhibited are filled in.

Robotics Ready4Life Challenge (SF 50293)

Open to 11- to 18-year-olds enrolled in any Robotics project

Exhibits in this category must include the following: a) a physical representation of the career or business product such as a model, prototype or display/portfolio that includes images of accomplished work; b) verbal or written explanations that demonstrate knowledge of the related career or business fields, potential careers, and the appropriate requirements for achievement in those fields. The judging criteria for this class values thoroughness of career and/or business exploration and pursuit above the workmanship of the physical specimen on display.

SHEEP

[For Live Animal Exhibits, go to page 20](#)

SHOOTING SPORTS

Each county may submit 2 entries total from 50380, 50381, 50382, 50383, 50384; and 1 from 50385.

Participants must be a member of an approved 4-H Shooting Sports Club to exhibit. All exhibits should be posters or stand-alone items suitable for display to the general public. Stand-alone items have the intent to enhance the discipline such as a quiver, gun case, gun sling, locking cabinet, gun or target stand, sporting clays equipment wagon, etc. Exhibits deemed to be inappropriate by a superintendent will not be displayed.

NOTE: Shooting Sports Displays have the following prohibitions:

- No live ammunition.
- No knives or arrow tips (including field points, hunting broadheads, etc.).
- No functional or non-functional bows, firearms or firearm parts that could be reassembled are allowed.
- No humanoid shaped targets or reference to paintball, laser tag, air-soft, or pointing of any type of firearm or bow toward another person is allowed.
- No display involving primarily tactical design firearms (i.e. AR platform or military type firearms).

- No reference or use of the word “weapon” should be used in a display.
- Make sure there are no safety violations in your display. (Example: no earplugs or safety glasses in a picture of a person shooting a firearm.)

Shooting Sports: Archery Display (SF 50380)

Exhibit a poster or stand-alone display depicting safe archery handling, range safety, the parts of the bow, tracking the target, target sighting, or another topic you have learned through the 4-H Shooting Sports program.

Shooting Sports: Rifle Display (SF 50381)

Exhibit a poster or stand-alone display depicting safe firearm handling, range safety, the parts of the rifle, tracking the target, target sighting, or another topic you have learned through the 4-H Shooting Sports program.

Shooting Sports: Shotgun Display (SF 50382)

Exhibit a poster or stand-alone display depicting safe firearm handling, range safety, the parts of the shotgun, tracking the target, target sighting, or another topic you have learned through the 4-H Shooting Sports program.

Shooting Sports: Hunting & Outdoor Skills Display (SF 50383)

Exhibit a poster or stand-alone display related to something you learned in the Hunting & Outdoor Skills project.

Shooting Sports: Pistol Display (SF 50384)

Exhibit a poster or stand-alone display depicting safe firearm handling, range safety, the parts of the pistol, tracking the target, target sighting, or another topic you have learned through the 4-H Shooting Sports program.

Shooting Sports Ready4Life Challenge (SF 50385)

Open to 11- to 18-year-olds enrolled in any Shooting Sports project.

Exhibits in this category must include the following: a) a physical representation of the career or business product such as a model, prototype or display/portfolio that includes images of accomplished work; b) verbal or written explanations that demonstrate knowledge of the related career or business fields, potential careers, and the appropriate requirements for achievement in those fields. The judging criteria for this class values thoroughness of career and/or business exploration and pursuit above the workmanship of the physical specimen on display.

SMALL ENGINES

Each county may submit 1 entry total for 50294; and 1 entry for 50297.

Small Engine displays must be no larger than 4' x 4' display board. Exhibits must be portable. No complete engines, lawn tractors, tillers, chainsaws, etc. are permitted for display. No electrical power is available for displays/exhibits.

Small Engines 1 (SF 50294)

Exhibit a display, selecting one of the following items:

- **Ignition System:** Identify the parts of the ignition system and explain how magnetic energy is produced through the ignition system to ignite the spark plug; **OR**
- **Compression System:** Explain how heat energy is produced by an engine and converted into mechanical energy; **OR**
- **Heat Transfer:** Explain how heat is transferred through the cooling and lubrication system of an air-cooled or water-cooled engine; **OR**
- **Filter Maintenance:** Explain the proper maintenance and cleaning of the air, fuel and oil filters of an engine; **OR**
- **What does a serial number reveal?:** Explain the various information that can be learned from the serial number or identification number stamped on the shroud of a Briggs & Stratton engine; **OR**
- **Tools to do the job:** Identify and explain the function(s) of different specialty tools needed for small engine work; **OR**
- **Experimentation:** Explain through illustration an experiment you conducted from the project manual showing the results of your work.

Small Engines 2 (SF 50294)

Exhibit a display, selecting one of the following items:

- **Ignition System:** Identify the parts of the ignition system and explain how magnetic energy is produced through the ignition

system to ignite the spark plug; **OR**

- **Compression System:** Explain how heat energy is produced by an engine and converted into mechanical energy; **OR**
- **Heat Transfer:** Explain how heat is transferred through the cooling and lubrication system of an air-cooled or water-cooled engine; **OR**
- **Filter Maintenance:** Explain the proper maintenance and cleaning of the air, fuel and oil filters of an engine; **OR**
- **What does a serial number reveal?:** Explain the various information that can be learned from the serial number or identification number stamped on the shroud of a Briggs & Stratton engine; **OR**
- **Tools to do the job:** Identify and explain the function(s) of different specialty tools needed for small engine work; **OR**
- **Experimentation:** Explain through illustration an experiment you conducted from the project manual showing the results of your work.

Small Engines 3 (SF 50294)

Exhibit a display, selecting one of the following items:

- **Ignition System:** Identify the parts of the ignition system and explain how magnetic energy is produced through the ignition system to ignite the spark plug; **OR**
- **Compression System:** Explain how heat energy is produced by an engine and converted into mechanical energy; **OR**
- **Heat Transfer:** Explain how heat is transferred through the cooling and lubrication system of an air-cooled or water-cooled engine; **OR**
- **Filter Maintenance:** Explain the proper maintenance and cleaning of the air, fuel and oil filters of an engine; **OR**
- **What does a serial number reveal?:** Explain the various information that can be learned from the serial number or identification number stamped on the shroud of a Briggs & Stratton engine; **OR**
- **Tools to do the job:** Identify and explain the function(s) of different specialty tools needed for small engine work; **OR**
- **Experimentation:** Explain through illustration an experiment you conducted from the project manual showing the results of your work.

Small Engines Ready4Life Challenge (SF 50297)

Open to 11- to 18-year-olds enrolled in any Small Engines project.

Exhibits in this category must include the following: a) a physical representation of the career or business product such as a model, prototype or display/portfolio that includes images of accomplished work; b) verbal or written explanations that demonstrate knowledge of the related career or business fields, potential careers, and the appropriate requirements for achievement in those fields. The judging criteria for this class values thoroughness of career and/or business exploration and pursuit above the workmanship of the physical specimen on display.

GARDEN TRACTOR RODEO (not eligible for state fair)

SuperintendentTim Yohnka
Assistant Superintendent.....Kaliegh Yohnka

Wednesday, August 3, 2022, 5:00 p.m., Farm Machinery Display Area

A trophy will be given for each division winner - Participants must be enrolled in Small Engines Project

Testing will consist of written test, driving skills test, parts I.D. and maintenance procedures. All required information can be found in the project manuals.

Level I (8-10 year olds) (not eligible for state fair)

Objective: To drive through a designated course using a provided garden tractor with attached mower blade, outline will be posted on the 4-HOnline. Your score will be based on a written test, time, and accuracy of driving ability.

Level II (11-13 year olds) (not eligible for state fair)

Objective: Same as Level I except you will be pulling a two-wheeled cart behind the tractor.

Level III (14-18 year olds) (not eligible for state fair)

Objective: Same as Level I except you will be pulling a two-wheeled cart behind the tractor.

SMALL PETS

[For Live Animal Exhibits, go to page 34](#)

For youth enrolled in Small Pets 1, Small Pets 2, Small Pets 3, or Guinea Pigs

Each county may submit 2 entries total from 50135; and 1 entry from 50137.

SWINE

[For Live Animal Exhibits, go to page 24](#)

THEATRE ARTS

Each county may submit 3 entries total for 50299, 50301, 50302; and 1 entry for 50304.

Theatre Arts 1 (SF 50299)

Exhibit one of the following items:

- Portfolio of acting activities completed during the current year (A video of performances is not considered a portfolio and will not be accepted for exhibit.); **OR**
- Display illustrating a drawing/photograph of a clown character created by the exhibitor; **OR**
- Display illustrating a picture story developed by the exhibitor.

Theatre Arts 3 (SF 50301)

Exhibit one of the following items:

- Portfolio of activities for set design; make-up; or sound, props, or costuming completed during the current year; **OR**
- Display that includes sound, props and costume charts appropriate for a selected scene from a story or play (limited to no more than 8 items); **OR**
- Display a scenic design model to depict a scene from a script; **OR**
- Display illustrating a character with make-up drawn or colored in. Include a photograph of a person wearing the make-up and information on the character's personality or part in the play.

Theatre Arts Innovation Class (SF 50302)

Open to youth enrolled in Theatre Arts.

Demonstrate the skills and knowledge you have gained through Theatre Arts project. The exhibit may include, but isn't limited to, original works, objects, demonstrations, digital presentations, programs, websites, games, apps, performances, or posters which you have made. Choose whatever method best shows what you've learned. Your exhibit should not fit in the other exhibit options for this project. You must furnish any equipment you need for your exhibit. Internet service will not be provided for the exhibit. All exhibits must include something visual, such as a printed copy of a digital presentation, which will remain on display during the exhibition. Electronic equipment will only be used during your personal judging time and will not remain on display during the entire exhibit period.

Theatre Arts Ready4Life Challenge (SF 50304)

Open to 11- to 18-year-olds enrolled in any Theatre project

Exhibits in this category must include the following: a) a physical representation of the career or business product such as a model, prototype or display/portfolio that includes images of accomplished work; b) verbal or written explanations that demonstrate knowledge of the related career or business fields, potential careers, and the appropriate requirements for achievement in those fields. The judging criteria for this class values thoroughness of career and/or business exploration and pursuit above the workmanship of the physical specimen on display.

TRACTOR

Each county may submit 2 entries total for 50306, 50307, 50308, 50309, 50310; and 1 entry for 50312.

Tractor A (SF 50306)

Exhibit a display or poster that illustrates one of the following topics: tractor safety; care and maintenance; the tractor as a valuable farm machine; or an activity listed in the 4-H project manual.

Tractor B (SF 50307)

Exhibit a display or poster that illustrates one of the following topics: cause and prevention of rollovers; diagram how an air cleaner works; diagram and identify an engine cooling system; regulations for battery & oil disposal; or another activity listed in the 4-H project

manual.

Tractor C (SF 50308)

Exhibit a display or poster that illustrates one of the following topics: wagon and bin hazards; diagram and identify open and closed hydraulic systems; mower types and safety features; conveyor types and safety features; or another activity listed in the 4-H project manual.

Tractor D (SF 50309)

Exhibit a display or poster that illustrates one of the following topics: method of winterizing a tractor; chemical uses and required safety equipment; parts and process of internal combustion engine; procedure for cleaning and flushing tractor radiator; or another activity.

Tractor Innovation Class (SF 50310)

Open to youth enrolled in Tractor A, B, C or D.

Demonstrate the skills and knowledge you have gained through the Tractor project. This could be related to, but not limited to, advancements in technology, enhancements to crop production, or a topic of interest to the member related to tractors or farm machinery. The exhibit may include, but isn't limited to, original works, objects, demonstrations, digital presentations, programs, websites, games, apps, performances, or posters which you have made. Choose whatever method best shows what you've learned. Your exhibit should not fit in the other exhibit options for this project. You must furnish any equipment you need for your exhibit. Internet service will not be provided for the exhibit. All exhibits must include something visual, such as a printed copy of a digital presentation, which will remain on display during the exhibition. Electronic equipment will only be used during your personal judging time and will not remain on display during the entire exhibit period.

Tractor Ready4Life Challenge (SF 50312)

Open to 11- to 18-year-olds enrolled in any Tractor project

Exhibits in this category must include the following: a) a physical representation of the career or business product such as a model, prototype or display/portfolio that includes images of accomplished work; b) verbal or written explanations that demonstrate knowledge of the related career or business fields, potential careers, and the appropriate requirements for achievement in those fields. The judging criteria for this class values thoroughness of career and/or business exploration and pursuit above the workmanship of the physical specimen on display.

VETERINARY SCIENCE

Each county may submit 1 entry total from 50320; and 1 entry from 50322.

Veterinary Science 1 (SF 50320)

Prepare a display focusing on any activity related to the veterinary science project. The exhibit may include, but isn't limited to, original works, objects, demonstrations, digital presentations, programs, websites, games, apps, performances, or posters which you have made. Choose whatever method best shows what you've learned. You must furnish any equipment you need for your exhibit. Internet service will not be provided for the exhibit. All exhibits must include something visual, such as a printed copy of a digital presentation, which will remain on display during the exhibition. Electronic equipment will only be used during your personal judging time and will not remain on display during the entire exhibit period. Live animals are not permitted as exhibits in this area. For safety reasons, exhibits cannot include glass, syringes with needles or any other sharp objects.

Veterinary Science 2 (SF 50320)

Prepare a display focusing on any activity related to the veterinary science project. The exhibit may include, but isn't limited to, original works, objects, demonstrations, digital presentations, programs, websites, games, apps, performances, or posters which you have made. Choose whatever method best shows what you've learned. You must furnish any equipment you need for your exhibit. Internet service will not be provided for the exhibit. All exhibits must include something visual, such as a printed copy of a digital presentation, which will remain on display during the exhibition. Electronic equipment will only be used during your personal judging time and will not remain on display during the entire exhibit period. Live animals are not permitted as exhibits in this area. For safety reasons, exhibits cannot include glass, syringes with needles or any other sharp objects.

Veterinary Science 3 (SF 50320)

Prepare a display focusing on any activity related to the veterinary science project. The exhibit may include, but isn't limited to, original works, objects, demonstrations, digital presentations, programs, websites, games, apps, performances, or posters which you have

made. Choose whatever method best shows what you've learned. You must furnish any equipment you need for your exhibit. Internet service will not be provided for the exhibit. All exhibits must include something visual, such as a printed copy of a digital presentation, which will remain on display during the exhibition. Electronic equipment will only be used during your personal judging time and will not remain on display during the entire exhibit period. Live animals are not permitted as exhibits in this area. For safety reasons, exhibits cannot include glass, syringes with needles or any other sharp objects.

Veterinary Science Ready4Life Challenge (SF 50322)

Open to 11- to 18-year-olds enrolled in any Veterinary Science project

Exhibits in this category must include the following: a) a physical representation of the career or business product such as a model, prototype or display/portfolio that includes images of accomplished work; b) verbal or written explanations that demonstrate knowledge of the related career or business fields, potential careers, and the appropriate requirements for achievement in those fields. The judging criteria for this class values thoroughness of career and/or business exploration and pursuit above the workmanship of the physical specimen on display.

VIDEO/FILMMAKING

Each county may submit 3 entries total from 50324, 50325, 50326, 50327, 50328; and 1 entry from 50330. Enrollment in the Video project is required to exhibit in the classes in this section.

All Exhibitors must bring their video to be judged on a USB flash drive and saved in .MP4 format. Exhibitors are encouraged to post their video on YouTube.com in advance of State Fair. Exhibitors may choose whether to make the video "public, unlisted" (someone must have the link to view it), or "private" (only people you choose may view it). This will allow fairgoers to view the exhibits on display. There will be monitors at the exhibit table for viewing videos so exhibitors will NOT need to bring a laptop or device for viewing.

Requirements that apply to ALL video classes:

Video submissions should be no longer than five (5) minutes in length (unless noted differently in class description). Videos are to be original and a result of the member's current year's work. Criteria for judging shall include: (1) Evidence of story line; (2) Use of camera angles; (3) Use of zooming techniques; and (4) Smoothness of scene changes. Image and sound quality will be considered in relation to equipment available to and used by exhibitor. All videos should comply with copyright regulations and display an image that is appropriate for 4-H audiences. No time or date should be imprinted on the video footage. All videos should include an opening title screen, as well as closing credits which include date of production, name of video exhibitor and research sources if appropriate. **All Video/Filmmaking exhibitors must include a printed copy of materials which will remain on display.**

Commercial or Promotional Video (SF 50324)

Prepare a short video (30 seconds to 1 minute in length) that promotes an event, advertises a specific project/product, or is a public service announcement. The video should demonstrate skills in making and editing video.

Animated Video (SF 50325)

Video in this class should represent creative animation of original artwork created by the exhibitor and may include stop motion techniques. Media might include images created with graphics software or hand-drawn images.

Documentary (SF 50326)

Video in this class should represent a research-based investigation into a topic of choice. Video credits should list research sources and may include paper or electronically published materials, as well as interviews with experts or constituents related to the topic of investigation.

Short Story or Short Narrative (SF 50327)

Prepare a short video that tells a story. The video should demonstrate skills in making and editing video.

Video/Filmmaking Innovation Class (SF 50328)

Open to youth enrolled in Video/Filmmaking

Demonstrate the skills and knowledge you have gained through the Video project. **Your exhibit should not fit in the other exhibit options for this project.** The exhibit may include, but isn't limited to, original works, objects, demonstrations, digital presentations, programs, websites, games, apps, performances, or posters which you have made. Choose whatever method best shows what you've

learned. You must furnish any equipment you need for your exhibit. Internet service will not be provided for the exhibit. All exhibits must include something visual, such as a printed copy of a digital presentation, which will remain on display during the exhibition. Electronic equipment will only be used during your personal judging time and will not remain on display during the entire exhibit period.

Video/Film Ready4Life Challenge (SF 50330)

Open to 11- to 18-year-olds enrolled in any Video/Film project.

Exhibits in this category must include the following: a) a physical representation of the career or business product such as a model, prototype or display/portfolio that includes images of accomplished work; b) verbal or written explanations that demonstrate knowledge of the related career or business fields, potential careers, and the appropriate requirements for achievement in those fields. The judging criteria for this class values thoroughness of career and/or business exploration and pursuit above the workmanship of the physical specimen on display.

VISUAL ARTS

Each county may submit one entry from these projects:

- Food/Cake Decorating (1 total from 50332, 50333, 50334, 50335)
- Chalk/Carbon/Pigment on wood, metal or textiles (Division B) 50352
- Clay 50337
- Computer-Generated Art 50338
- Fiber 50339
- Fiber Non-Original Ages 8-10 Only 50350
- Glass/Plastic 50340
- Heritage Arts 50341
- Leather 50321
- Metal 50342
- Nature 50343
- Paper 50344
- Quilting – You Can Quilt 50331A
- Quilting – Quilting the Best Better 50331B
- Three-Dimensional Design/Mixed Media 50348
- Wood 50349
- Ready4Life 50351

Each county may submit two entries from:

- Chalk/Carbon/Pigment on canvas, paper or glass (Division A) 50336
- Scrapbooking (2 total from 50345, 50346, 50347)

Exhibitors must be enrolled in the Visual Arts project category in which they are exhibiting. Exhibitors are encouraged to date the project when it is made. All visual arts exhibits are evaluated using a visual arts rubric which takes into account correct use of design elements; craftsmanship; and creativity.

Articles exhibited must be an original design created by the exhibitor (except in heritage arts which may follow a pattern AND Fiber-Non Original Ages 8-10 ONLY). Copyrighted or trademarked designs are not acceptable; this includes Team or School logos. Kits and preformed molds are not considered original and are not acceptable in any Visual Arts Class. Combining parts of different patterns (pictures, photographs, images from the internet or a magazine) with the member's own ideas can result in an original design, but simply changing the color, pattern and/or size of a pattern does NOT make the design original. This also applies for ideas found on a site such as Pinterest. If you see something on Pinterest that you like, create something different using the concept, however, it MUST NOT look exactly like something the judge can search for and find on the internet. The exhibit must combine parts of different patterns and/or ideas with the concepts of the member, however changing the color or changing the size of the item or pattern used does NOT make it original. If you create a replica of what you see somewhere else, it is not your original design. If a photo, sketch, or other idea source was used, submit it with your entry, firmly attached to your exhibit. Be prepared to explain how and where you got the idea for this project.

Members wishing to exhibit a quilt made from a pattern may enter it in Heritage Arts. Quilts exhibited in the Visual Arts – Heritage Arts area will be evaluated using a visual arts rubric which takes into account correct use of design elements; craftsmanship; and creativity.

All work on the quilt MUST be completed by the 4-H member. You cannot exhibit a quilt that was quilted by someone else. Quilts entered in Visual Arts should ONLY be entered in the Quilting Project area. Either You Can Quilt 50331A OR Quilting the Best Better 50331B. All work on the quilt MUST be completed by the 4-H member. You cannot exhibit a quilt that was quilted by someone else.

Visual Arts Food/Cake Decorating Beginning (SF 50332)

Exhibit one of the following:

- Exhibit four decorated cookies, using a minimum of four different techniques. Exhibit may use cookies OR cookie forms.
- Exhibit four decorated cupcakes, using a minimum of four different techniques. Exhibit may use cupcakes OR cupcake forms.
- Exhibit a single layer decorated cake, using a minimum of four different techniques. Exhibit may use cake OR cake form.

Visual Arts Food/Cake Decorating Intermediate (SF 50333)

Exhibit one of the following:

- Exhibit four decorated cookies, using a minimum of five Level 2 techniques. Exhibit may use cookies OR cookie forms.
- Exhibit four decorated cupcakes, using a minimum of five Level 2 techniques. Exhibit may use cupcakes OR cupcake forms.
- Exhibit a single layer or two-layer cakes, using a minimum of five Level 2 techniques. Exhibit may use cake OR cake forms.

Visual Arts Food/Cake Decorating Advanced (SF 50334)

- Exhibit a decorated, stacked or multi-layer cake; or a tiered cake, using a minimum of four Level 3 techniques. Exhibit may use cake OR cake forms.

Visual Arts Food/Cake Decorating Master (SF 50335)

Exhibit to include a one-page written description of your project, including goals, plans, accomplishments, and evaluation of results. Include up to four pictures of your accomplishments **AND** exhibit an original design decorated cake using more than five techniques. Exhibit may use cake OR cake forms.

Visual Arts Chalk/Carbon/Pigment: Division A & B

Enter the division based on the type of material on which the art was created.

Division A: Canvas, Paper, Glass (SF 50336)

Any original artwork done with pencils, chalk, pens, ink, paint, charcoal, dyes, etc. on canvas, paper, or glass. This would include all painting, sketching, drawing, cartooning, original non-computer generated graphics, printing, etc. Painted and/or glazed pre-formed ceramics and painted porcelain dolls are not eligible for State Fair exhibit. Drawings and paintings should be matted or framed under glass. (Exceptions: Oil and acrylic paintings do not require glass and are not required to be matted.) Watercolor, chalk, pen & ink, computer-generated art, etc. do require some protective covering. Gallery frames are acceptable. Canvas paintings that continue "over the edges" are acceptable without frames; however, the piece must still be prepared for hanging. Matted pieces without frames are acceptable, however the piece must be prepared for hanging OR it must include a photo of the artwork being displayed in a non-hanging manner. There is no specific requirement for the type of mat used.

Division B: Wood, Metal, Textiles (SF 50352)

Any original artwork done with pencils, chalk, pens, ink, paint, charcoal, dyes, etc., on wood, metal, or textiles. Painted and/or glazed pre-formed ceramics and painted porcelain dolls are not eligible for State Fair exhibit. Any exhibits created as a piece of wall art must be prepared for hanging.

Visual Arts Clay (SF 50337)

Any original item made of clay; may be fired or unfired, hand formed or thrown on a wheel. Self-hardening clays are fine. Fire/oven-cured and cornstarch clay could be accepted. Items can include, but are not limited to, clay statues, bowls, jewelry, etc. Pre-formed ceramics are not eligible for State Fair exhibit.

Visual Arts Computer-Generated Art (SF 50338)

Any original art created in any software package. Exhibit may not include scanned work, clip art, downloaded images from the internet, any imported image, or photographs. All pixels must be original. Photo mosaics are NOT allowed. Exhibitors in this class (like all other classes in this sub-section) must be enrolled in Visual Arts; Computer project enrollment is not required. NOTE: Wood and metal exhibits created through the use of laser cutting programs/devices should be entered in this class. Plastic exhibits with an artistic focus created using a 3-D printer should be entered in this class. If the art created is designed to hang, then the entry should have some protective covering, such as a glass frame, and prepared for hanging. If the art is something that has been created with a laser cutting program/device and is NOT designed to hang, it does not require protective covering nor does it need to be prepared to hang.

Visual Arts Fiber (SF 50339)

Any original item made of fiber. Examples are fabric collage, soft sculpture, stitchery, weaving, embroidery, cross-stitch, wearable art, hooking, braiding, duct tape artistry, string art, and baskets. **Original** cross-stitched, knitted, crocheted items belong in this Fiber class. **Non-original** cross-stitched, knitted, crocheted items should be entered in Heritage Arts. Machine knitted items are not appropriate for this class.

Visual Arts Fiber Non-Original AGES 8-10 ONLY (SF 50350)

Any non-original item made of fiber. Examples are fabric collage, soft sculpture, stitchery, weaving, embroidery, cross-stitch, crocheting, knitting, weaving, hooking, and felting. Exhibitors may use a pattern and/or an idea generated from another source.

Visual Arts Glass/Plastic (SF 50340)

Any original item made of glass or plastic. Possible items to exhibit include stained glass, etched glass (original design), mosaics made of glass, glass beading, plastic jewelry (friendly plastic). Interlocking building block creations (i.e. LEGOS) are not suitable for State Fair entry. Stepping stones or wall hangings that include cement decorated with glass or plastic items are not suitable for this class.

Visual Arts Heritage Arts (SF 50341)

Exhibit an item of **traditional** art learned from another person or **from a pattern** (NO KITS may be entered in this class). Non-original cross-stitched, knitted and crocheted items by pattern fit in this class. ALL ORIGINAL cross-stitched, knitted and crocheted items should be exhibited in Fiber Arts; (machine knitted items ARE NOT acceptable for this class.) Other possibilities include: needlepoint, counted cross-stitch, crewel, embroidery, cut work, hardanger embroidery (embroidery openwork), macramé, baskets, candles, pysanki (decorated eggs), leather, baskets (made using a traditional pattern), traditional handmade dolls with handmade costumes, soaps made using nature dyes also can be made using hand-made molds or broken into chunks for display or candles. No machine quilting allowed in Heritage Arts. Exhibitors must also bring 1) the pattern or a copy of the pattern they used to create their traditional art; and 2) a description of the traditional origins of their art choice.

Visual Arts Leather (SF 50321)

Exhibit one of the following options using leather:

- Leather Stamping: Exhibit should utilize one or more stamping techniques – exhibit examples include items such as belt; coasters; bookmark; key chain; wrist bracelet.
- Leather Carving or Tooling: Exhibit should use simple swivel knife tooling techniques or may incorporate several swivel knife-tooling designs or patterns – exhibit examples include items such as belt; pictorial carving; key case.
- Leather Lacing: Exhibit to include stamping and/or carving techniques incorporated with lacing techniques – exhibit examples include items such as wallets; purses; etc.
- Leather Stitching: Exhibit may include stamping; carving and/or lacing techniques and should be a leather item or article of apparel, which incorporates hand-sewing and/or machine stitching techniques. Hand-sewing and/or machine stitching must be the work of the exhibitor.

Visual Arts Metal (SF 50342)

Any original item made of metal such as sculpture, tin punch, engraved metal, and jewelry. Items intended for industrial use (as tools and/or shop items) are not considered part of this Visual Arts project and are not eligible for entry. Metal items that have been partially or totally created through the use of laser cutting programs/devices should be entered in Computer-Generated Art.

Visual Arts Nature (SF 50343)

Any original item made of natural material such as wreaths, cornhusk dolls, etc. Items should be made of natural materials (which may be purchased) but securing elements such as glue and wire may be used in the inner construction as long as they do not detract from the overall "natural" appearance. Articles such as dried pressed flowers may be displayed under glass since it is necessary for protection/preservation of the natural materials. Candles are not suitable as entries. All baskets should be entered in Heritage Arts.

Visual Arts Paper (SF 50344)

Any original item made of paper. Examples could include origami; greeting cards; paper-cut designs, paper mache, hand-made paper, paper collage, paper models of architecture, quilling, etc. Paper twist articles, made from directions in craft books and stores ARE NOT original and are not appropriate for this class. Scrapbooks should be exhibited in Visual Arts Scrapbooking.

Visual Arts Quilting – You Can Quilt (SF 50331A)

Exhibit one of the following quilting options. All exhibits should include a card which identifies the quilt as an original design created by the exhibitor or as a pattern created by someone else. Item may be quilted using any method – tie, hand, or machine quilted. All work must be completed by the 4-H member. Exhibit one of the following:

- A Mini Quilt for a doll; OR a Quilt sized for an infant (*maximum size of 48"x48"*); OR
- A Quilted Table Runner (*width ranging from 15-18"; length ranging from 24-48"*)

Visual Arts Quilting – Quilting the Best Better (SF 50331B)

Exhibit one of the following quilting options. All exhibits should include a card which identifies ~~if~~ the quilt as an original design created by the exhibitor or as a pattern created by someone else. Item may be quilted using any method – tie, hand, or machine quilted. All work must be completed by the 4-H member. Exhibit one of the following:

- Lap Quilt (*width ranging from 48-60"; length ranging from 60-72"*); OR
- Large Quilted Wall Hanging (*may be rectangular or square, sized larger than 48" x 48"*). Hanging should include tabs or a pocket on the back in order for it to be hung; OR

Quilt that fits any size bed (Twin, Double, Queen or King).

Visual Arts Scrapbooking, Beginning (SF 50345)

Exhibit one album or notebook, either 8 ½" x 11" or 12" x 12", with a front and back cover. The album/notebook must have a minimum of 4 pages (front and back, 8 sides), exhibited in page protectors. "Embellishments" are defined as the decorations or special details and features that add to a page and make it more visually appealing. Embellishments may include, but are not limited to, ribbon, clips, special lettering, etc. Beginners must use a minimum of four embellishments and tell a story with pictures.

Visual Arts Scrapbooking, Intermediate (SF 50346)

Exhibit one album or notebook, either 8 ½" x 11" or 12" x 12", with a front and back cover. The album/notebook must have a minimum of 4 pages (front and back, 8 sides), exhibited in page protectors. "Embellishments" are defined as the decorations or special details and features that add to a page and make it more visually appealing. Embellishments may include, but are not limited to, ribbon, clips, special lettering, etc. Intermediate level exhibitors must use a minimum of eight embellishments and tell a story with pictures and journaling.

Visual Arts Scrapbooking, Advanced (SF 50347)

Exhibit one album or notebook, either 8 ½" x 11" or 12" x 12", with a front and back cover. The album/notebook must have a minimum of 4 pages (front and back, 8 sides), exhibited in page protectors. "Embellishments" are defined as the decorations or special details and features that add to a page and make it more visually appealing. Embellishments may include, but are not limited to, ribbon, clips, special lettering, etc. Advance level exhibitors must use a minimum of 12 embellishments and tell a compelling story with pictures, journaling, and other media.

Visual Arts Three-Dimensional Design/Mixed Media (SF 50348)

Art pieces in this class must be comprised of **at least three different media**. No one medium can make up more than 40% of a piece. The piece should **be either freestanding or should be prepared to be hung**. It must be observable on at least three different sides. Originality and design are important concepts. Craft and preformed or assembled projects are not acceptable.

Visual Arts Wood (SF 50349)

Any original item made of wood (wood carving, sculpture, collage, wood burning, etc.). Utilitarian wood items made from patterns or kits (e.g. outdoor or indoor furniture, shelves) should be entered in woodworking, not in visual arts. Popsicle stick crafts are not acceptable for State Fair entry. Wood items that have been partially or totally created through the use of laser cutting programs/devices should be entered in Computer-Generated Art. All Visual Arts Wood exhibits **MUST** have an artistic element that the exhibitor can explain. Furniture built by the exhibitor aligns with the Woodworking project area – unless the element to be judged is wood carving or wood burning that is one element of the exhibit. Exhibits will be judged using a Visual Arts Rubric and not a woodworking construction rubric.

Visual Arts Ready4Life Challenge (SF 50351)

Open to 11- to 18-year-olds enrolled in any Visual Arts project.

Exhibits in this category must include the following: a) a physical representation of the career or business product such as a model, prototype or display/portfolio that includes images of accomplished work; b) verbal or written explanations that demonstrate knowledge of the related career or business fields, potential careers, and the appropriate requirements for achievement in those fields.

The judging criteria for this class values thoroughness of career and/or business exploration and pursuit above the workmanship of the physical specimen on display.

VISUAL ARTS (Non-Original)

(not eligible for state fair)

- 1 Articles exhibited are to be made by the exhibitor who is a participant in the Visual Arts Project. Articles must have been made during the current 4-H year (September 1, 2021 – July 30, 2022). Exhibitors are encouraged to date the project when it was made.
- 2 Articles exhibited may be from a kit, pattern and/or preformed mold.
- 3 Be ready to answer – “What did you learn from doing the exhibit?”
All items must be properly prepared for exhibit. Items, which are intended to be hung, must be prepared for hanging. The hanging device must be sturdy enough to support the weight of the object. Drawings and paintings should be matted or framed under glass. (Exceptions: Oil and acrylic paintings do not require glass and are not required to be matted.) Water color, chalk, pen & ink, computer-generated art, etc. do require some protective covering. Gallery frames are acceptable. Canvas paintings that continue “over the edges” are acceptable without frames; however, the piece must still be prepared for hanging. Matted pieces without frames are acceptable, however the piece must be prepared for hanging OR it must include a photo of the artwork being displayed in a non-hanging manner. There is no specific requirement for the type of mat used.
- 4 **If unable to be present for judging, 4-H exhibitor must include a 1-page typed Fair Exhibit Form.**

Paper – Any item made of paper. Examples could include origami, greeting card, paper-cut designs, paper mache, handmade paper, paper collage, paper models of architecture, quilling, etc. Paper twist articles, made from directions in craft books and stores belong here.

Fiber – Any item made of fiber. Tied knot items should be entered here. Examples are quilts, fabric collage, soft sculpture, stitchery, weaving, embroidery, cross-stitch and wearable art. Machine knitted projects belong here. Non-original knitting and crocheting projects should be entered in Heritage Arts. **For Visual Arts Fiber Non-Original AGES 8-10 ONLY – eligible to exhibit at the State Fair. See Visual Arts Fiber for details.**

Clay – Any pre-formed item made of clay – may be fired or unfired.

Wood – Any item made of wood (woodcarving, sculpture, collage, wood burning etc.). Utilitarian wood items made from patterns (e.g. furniture) should not be entered in Visual Arts.

Chalk/Carbon/Pigment – Any artwork done with pencils, chalk, pens, ink, paint, charcoal, dyes, etc. This would include all paintings, sketching, drawing cartooning, printing, stenciling, etc. done on any surface. **Note:** Enter painting on wood, metal, textiles, stones or other unusual surfaces here.

Glass/Plastic - Any item made of glass or plastic. Possible items to exhibit include stained glass, etched glass, mosaics made of glass, glass beading, plastic jewelry (friendly plastic).

Visual Arts Leather – May exhibit one of the following options using leather and it is non-original. It may come from a kit:

- **Leather: Stamping:** Exhibit should utilize one or more stamping techniques – exhibit examples include items such as belt; coasters; bookmark; key chain; wrist bracelet.
- **Leather: Carving or Tooling:** Exhibit should use simple swivel knife tooling techniques or may incorporate several swivel knife-tooling designs or patterns – exhibit examples include items such as belt; pictorial carving; key case.
- **Leather: Lacing:** Exhibit to include stamping and/or carving techniques incorporated with lacing techniques – exhibit examples include items such as wallets; purses; etc.
- **Leather: Stitching:** Exhibit may include stamping; carving and/or lacing techniques and should be a leather item or article of apparel, which incorporates hand-sewing techniques.

Metal – Any item made of metal such as sculpture, tin punch, engraved metal, and jewelry. Items intended for industrial use (as tools and/or shop items made from pattern) are not considered part of this Visual Arts project and are not eligible for entry.

Nature – Any item made of natural material such as wreaths, cornhusk dolls, stepping-stones, etc. Items should be made of natural materials (which may be purchased) but securing element such as glue and wire may be used in the inner construction as long as they do not detract from the overall “natural” appearance. Articles such as dried, pressed flowers may be displayed under glass since it is necessary for protection/preservation of the natural materials.

Three Dimensional Design/Mixed Media – Art pieces in this class must be comprised of at least three different media. No one medium can make up more than 40% of a piece. The piece should be freestanding (not meant to be hung) that is observable on at least three different sides. Originality and design are important concepts.

WEATHER

Each county may submit 1 entry total 50392, 50393, 50394; and 1 entry from 50395.

Weather and Climate Science 1 (SF 50392)

Exhibit any product or display illustrating an activity from the book. The exhibit may include, but isn't limited to, original works, objects, demonstrations, digital presentations, programs, websites, games, apps, performances, or posters which you have made. Choose whatever method best shows what you've learned. You must furnish any equipment you need for your exhibit. Internet service will not be provided for the exhibit. All exhibits must include something visual, such as a printed copy of a digital presentation, which will remain on display during the exhibition. Electronic equipment will only be used during your personal judging time and will not remain on display during the entire exhibit period.

Weather and Climate Science 2 (SF 50393)

Exhibit any product or display illustrating an activity from the book. The exhibit may include, but isn't limited to, original works, objects, demonstrations, digital presentations, programs, websites, games, apps, performances, or posters which you have made. Choose whatever method best shows what you've learned. You must furnish any equipment you need for your exhibit. Internet service will not be provided for the exhibit. All exhibits must include something visual, such as a printed copy of a digital presentation, which will remain on display during the exhibition. Electronic equipment will only be used during your personal judging time and will not remain on display during the entire exhibit period.

Weather and Climate Science 3 (SF 50394)

Exhibit any product or display illustrating an activity from the book. The exhibit may include, but isn't limited to, original works, objects, demonstrations, digital presentations, programs, websites, games, apps, performances, or posters which you have made. Choose whatever method best shows what you've learned. You must furnish any equipment you need for your exhibit. Internet service will not be provided for the exhibit. All exhibits must include something visual, such as a printed copy of a digital presentation, which will remain on display during the exhibition. Electronic equipment will only be used during your personal judging time and will not remain on display during the entire exhibit period.

Weather Ready4Life Challenge (SF 50395)

Open to 11- to 18-year-olds enrolled in any Weather and Climate project.

Exhibits in this category must include the following: a) a physical representation of the career or business product such as a model, prototype or display/portfolio that includes images of accomplished work; b) verbal or written explanations that demonstrate knowledge of the related career or business fields, potential careers, and the appropriate requirements for achievement in those fields. The judging criteria for this class values thoroughness of career and/or business exploration and pursuit above the workmanship of the physical specimen on display.

WELDING

Each county may submit 2 entries total from 50353; and 1 entry from 50355.

Welding (SF 50353)

This exhibit class is open to members who are in the 7th grade and higher. Exhibit one arc weldment/item demonstrating the skill level of the exhibitor. Members new to the project should consider selecting a weldment from the suggested [*Weldment List*](#) found on page 43 of *Arcs and Sparks* (4-H 573 – Shielded Metal Arc Welding). **This class is for industrial welding only.** (Members that wish to use welding to create objects with an artistic appeal should consider enrolling in the 4-H Visual Arts project and consider entering those types of exhibits in the Visual Arts – Metal class.) Exhibits must be portable and cannot be exhibited on a trailer.

Welding Ready4Life Challenge (SF 50355)

(Open to 11- to 18-year-olds enrolled in any Welding project)

Exhibits in this category must include the following: a) a physical representation of the career or business product such as a model, prototype or display/portfolio that includes images of accomplished work; b) verbal or written explanations that demonstrate

knowledge of the related career or business fields, potential careers, and the appropriate requirements for achievement in those fields. The judging criteria for this class values thoroughness of career and/or business exploration and pursuit above the workmanship of the physical specimen on display.

WOODWORKING

Each county may submit 2 entries total from 50357, 50358, 50359, 50360; and 1 entry from 50362.

Woodworking 1 (SF 50357)

Any item made of wood constructed or refinished by the member, appropriate for their age, skills and ability in this project. Pre-cut kits assembled by the member are not acceptable. Exhibits must be portable and cannot be exhibited on a trailer.

Woodworking 2 (SF 50358)

Any item made of wood constructed or refinished by the member, appropriate for their age, skills and ability in this project. Pre-cut kits assembled by the member are not acceptable. Exhibits must be portable, and cannot be exhibited on a trailer.

Woodworking 3 (SF 50359)

Any item made of wood constructed or refinished by the member, appropriate for their age, skills and ability in this project. Pre-cut kits assembled by the member are not acceptable. Exhibits must be portable, and cannot be exhibited on a trailer.

Woodworking 4 (SF 50360)

Any item made of wood constructed or refinished by the member, appropriate for their age, skills and ability in this project. Pre-cut kits assembled by the member are not acceptable. Exhibits must be portable, and cannot be exhibited on a trailer.

Woodworking Ready4Life Challenge (SF 50362)

Open to 11- to 18-year-olds enrolled in any Woodworking project

Exhibits in this category must include the following: a) a physical representation of the career or business product such as a model, prototype or display/portfolio that includes images of accomplished work; b) verbal or written explanations that demonstrate knowledge of the related career or business fields, potential careers, and the appropriate requirements for achievement in those fields. The judging criteria for this class values thoroughness of career and/or business exploration and pursuit above the workmanship of the physical specimen on display.

Behavior Guidelines

Code of Conduct for 4-H Members, Leaders & Volunteers at Events and Activities

All participants in events and/or activities planned, conducted, and supervised by University of Illinois Extension, and/or 4-H, are responsible for their conduct to Extension personnel and/or volunteers supervising the events. This responsibility is necessary for the health, safety, and welfare of the participants, and will be rigidly adhered to and uniformly enforced.

4-H members' behavior is expected to demonstrate the character traits of trustworthiness, respect, responsibility, fairness, caring, and citizenship. Specifically, 4-H members are expected to maintain the following standards:

1. Be courteous and respect others.
2. Obey all rules set by members of their club/group and those set for 4-H activities in which they participate.
3. Treat all people fairly and animals humanely.
4. Respect the property of others.
5. Respect the authority of adult and youth volunteers and others in leadership roles.
6. Avoid profane and abusive language.
7. Show kindness to others and give assistance when needed.
8. Be honest and honor commitments.
9. Do their best and keep trying to improve.
10. Accept responsibility for their personal choices.

Participants may be removed from 4-H programs or activities for misconduct. The following conduct is not allowed while participating in any 4-H activity or event and is subject to disciplinary action:

1. Willfully breaking curfew
2. Unauthorized use of vehicles
3. Leaving the site of the event without permission
4. Participating in gambling
5. Absence from the planned program
6. Intentionally interfering with or disrupting the event
7. Use of profane or abusive language
8. Disregard for public or personal property
9. Public displays of affection or inappropriate actions
10. Failure to comply with direction of Extension personnel, including designated adults acting within their duties and guidelines
11. Possession, use, or distribution of alcohol and other drugs, including tobacco products.
12. Theft or destruction of public or private property.
13. Involvement in sexual misconduct or harassment.
14. Possession or use of dangerous weapons or materials (including fireworks).
15. Fighting or other acts of violence, actual or implied, that endanger the safety of the participant or others.

Volunteer Behavior Guidelines

All 4-H volunteers are expected to abide by the following Volunteer Behavior Guidelines:

1. Treat others in a courteous, respectful manner and demonstrate behaviors of a positive role model for youth.
2. Obey the laws of the locality, state and nation, as well as University of Illinois Extension policies and guidelines.
3. Make all reasonable effort to assure that 4-H youth programs are accessible to youth without regard to race, color, religion, gender, national origin, ancestry, marital status, familial status, sexual orientation, or disability.
4. Recognize that verbal and/or physical abuse and/or neglect of youth are unacceptable in 4-H youth programs and report suspected abuse to the authorities.
5. Do not participate in or condone neglect or abuse that happens outside the program to 4-H youth participants and report suspected abuse to the authorities.
6. Treat animals humanely and teach 4-H youth to provide appropriate animal care.
7. Operate motor vehicles (including machines or equipment) in a safe and reliable manner when working with 4-H youth, only with a valid operator's license and the legally required insurance coverage.

8. Do not possess, consume or be under the influence of alcohol or illegal substances while responsible for youth in 4-H activities, nor allow 4-H youth participants under supervision to do so. All 4-H activities and events are to be alcohol and drug free.

2021– 2022 KANKAKEE COUNTY 4-H LEADERS

Main Organizational Leader Indicated in Bold

Aim for Game.....	Jeremy Roberts, Patrick Pahl, Larry Voigt, Dave Marshalek
All Around Kids	Margaret Cote, Cassidy Lux
Cabery Specials and Cloverbuds	Tammy Richie, Kelsey Rincker
Chebense Ag	John Adams, Rita Adams
Grant Park LL SS	Julianne Thompson, Jeremy Roberts, Larry Voigt
Grant Park Spuds.....	Jeremy Roberts, Julianne
Herscher Hustlers & Cloverbuds.....	Kelly Knobloch, Brett Buza, Roberta Buza, GERALYN Goers, Christopher Knobloch, Katelyn Ohrt, Heather Thurston
Kankakee County 4-H Federation Club	Bobbi Buza, Cathy Mombrun, Lou Mombrun
Kankakee County Shooting Sports	Mike Costello, Brett Buza, Pat Farman, Raymond Odle, Tina Odle
Kids With Kids.....	Julie Radtke, Jennifer Bauer, Nicole Brammer
Les Petites Dragons Cloverbuds.....	Janice Blanchette, Elida Razo
Limestone Leaders	Heather Ruel, Amber Villarreal
Limestone Leaderbuds	Heather Ruel
Manteno Best Pioneers.....	Lois Meyer, Ronald Meyer, Melissa Saathoff, Nick Saathoff
Manteno Monarchs	Jasmine Cieszynski, Tami Savoie
Manteno Cloverbud Caterpillars.....	Meribeth Pierce
Momence Troopers.....	Phyllis Burwell, Charles Burwell, Melissa Burwell, Cindy Graf, John Grill, Rebecca Ramirez, Victoria Ramirez, Wendy Watkins
Momence Minnie Troopers.....	Phyllis Burwell, Melissa Burwell
Ready Rascals	Mary Kay O'Brien, Emily Dockery
St. George Dragons	Janice Blanchette, Gregg Blanchette, Gabriele Dubravec
Town & Country.....	Alissa Claassen, Emily Dockery, Melinda Hogan, Mary Kay



CLOVERBUD GROUPS

Youth ages 5-7 may enroll in 4-H as members of a Cloverbud group. Children under age 8 are not developmentally ready to participate in the traditional 4-H program and club meeting. Cloverbuds form groups, not clubs. Cloverbud groups are leader-directed and hold short activity-based meetings. The 4-H Cloverbuds' program is designed to introduce 5-7 year olds to a variety of 4-H experiences. They do not elect officers, give talks, or hold regular business meetings. They do an activity and talk about what they have done or process the information to learn from it. The adult/child ratio for these groups is five to six children per one adult leader.

The Cloverbud program is noncompetitive! Cloverbuds do not participate in competitive events, contests, shows, or raise animals as a 4-H project and are not eligible to receive premiums. Cloverbud groups are encouraged to share a learning activity at the fair.

Adults interested in forming a new Cloverbud group are required to complete the Extension Volunteer Application process and participate in 2-3 hour leader training. The approved Cloverbud curriculum developed by Ohio State University will be provided.

For Health Requirement Information:

**Illinois Department of Agriculture Bureau of
Animal Health and Welfare State Fairgrounds P.O.
Box 19281 Springfield, IL 62794-9281
Phone (217) 782-4944**

**2022 Illinois Exhibition Health Requirements Illinois State
Fair
DuQuoin State Fair**

**CERTIFICATES OF VETERINARY INSPECTION AND/OR TEST RECORDS MUST BE
AVAILABLE FOR INSPECTION AT ANY TIME WHILE ANIMALS ARE ON THE
FAIRGROUNDS.**

For Health Requirement Information: State Fairs

Illinois Department of Agriculture Bureau of Animal Health and Welfare State Fairgrounds P.O. Box 19281
Springfield, IL 62794-9281, Phone (217) 782-4944.

Go to this site for the **2022 Illinois Exhibition Health Requirements for Illinois State Fair and DuQuoin State
Fair**

[2022 Illinois State Fair Health Requirements](#)

For Health Requirement Information: County Fairs

Illinois Department of Agriculture Bureau of Animal Health and Welfare State Fairgrounds P.O. Box 19281
Springfield, IL 62794-9281, Phone (217) 782-4944.

Go to this site for the **2022 Exhibition Livestock Health Requirements County Fairs**
[2022 County Fair Exhibition Health Requirements](#)

**For Health Requirement Information:
Illinois Department of Agriculture
Bureau of Animal Health and Welfare
State Fairgrounds P.O. Box 19281
Springfield, IL 62794-9281
Phone (217) 782-4944
2021 Exhibition Livestock Health Requirements**

County Fairs

GENERAL REQUIREMENTS

These Exhibition Health Requirements apply to all livestock present at the fair including those animals that are not entered in competitive events.

1. Exhibitors are required to familiarize themselves with all rules applicable to their exhibits.

All out-of-state animals shall require an entry permit. Entry permit numbers are available by calling the Illinois Department of Agriculture, Monday through Friday from 8:00 AM to 4:30 PM, at 217/782-4944. Permits may also be obtained online at: <http://www.agr.state.il.us/AnimalHW/animalregistry/login.php>

2. All animals, except as noted, shall be accompanied by a Certificate of Veterinary Inspection (CVI) which shows that the animal meets all health requirements for the State of Illinois. CVI's shall be made available to Bureau of Animal Health Personnel on request.

CVI means a legible record made on an official form from the state of origin which has been issued, signed and dated by an accredited veterinarian and which shows the name and address of the animal's owner or exhibitor and the results of all required tests or vaccinations. A CVI shall list only one animal identification per line; shall be presented on the form on which it was initially issued; and shall not be corrected, changed or altered in any manner.

3. All animals shall be officially identified. The animal(s) official identification shall be recorded on the CVI.

4. If animals are from tuberculosis accredited, brucellosis certified, pseudorabies qualified, or brucellosis validated herds, the identifying herd number(s) along with the date of the last herd test(s) shall appear on the CVI.

5. CVI for out-of-state livestock shall be void thirty (30) days after issuance.

6. CVI for Illinois-origin livestock shall be void ninety (90) days after issuance.

7. All livestock shall be subject to examination upon entry to any Illinois fair or exhibition. Any animal showing evidence of infectious, contagious or communicable diseases shall be immediately withdrawn and held in quarantine at the owner's risk and expense until properly treated and recovered, or until the animal is released to return to the owner's premise.

Any livestock infected with scabies, mange, active lesions of ringworm, soremouth, or multiple warts which are easily visible without close examination shall not be permitted to exhibit and are subject to quarantine or removal from the fairgrounds.

Sheep and goats with caseous lymphadenitis as evidenced by draining abscesses shall not be exhibited and are subject to immediate quarantine or removal from the fairgrounds.

8. Illinois Department of Agriculture personnel or designee may collect blood, tissue, milk or urine samples from any animal being exhibited and/or raced at any Illinois fair to test for the presence of illegal drugs or banned substances. New examination techniques, such as ultrasound, may also be used at anytime while the animals are on the grounds of any Illinois fair or exhibit.

The Illinois Department of Agriculture or designee may collect urine, blood, tissue or other test samples from exhibition animals at the time of slaughter.

9. All exhibitors of animals at any Illinois fair or exhibition shall comply with the provisions of the Illinois Humane Care for Animals Act. If violations are observed, the animal(s) will be excused from exhibition and ordered removed from the grounds with all awards being forfeited.

Any practice or deviation from normal, accepted care, including physical, medical or mechanical application, shall constitute a violation of show rules and may result in the animal(s) disqualification and removal from the fairgrounds.

10. Any Illinois cattle, bison, cervidae or goats being exhibited in non-accredited free states must be isolated from the remainder of the herd/flock upon return to Illinois and retested for tuberculosis 60-120 days post-entry.

CATTLE

Identification

Individual identification of each animal shall be either a fully healed and legible tattoo, approved official ear tag, registration number (can only be used if the tattoo is recorded on the registration certificate or for breeds where pictures are acceptable), or individual brands, if brand is recorded on the registration certificate.

Illinois Cattle

Brucellosis

Illinois is a Bovine Brucellosis Class-Free State. Brucellosis testing is not required for Illinois cattle. Tuberculosis

Illinois is an Accredited Tuberculosis- Free State. Tuberculin testing is not required for Illinois cattle.

Please note: Illinois calves under 6 months of age, and Illinois steers are not required to have a Certificate of Veterinary Inspection.

Out-of-State-Cattle

All out-of-state cattle are to be accompanied by an entry permit. Entry permit numbers are available by calling the Illinois Department of Agriculture, Monday through Friday from 8:00 AM to 4:30 PM, at 217/782-4944. Permits may also be obtained online at: <http://www.agr.state.il.us/AnimalHW/animalregistry/login.php>

Brucellosis

1. Female cattle six (6) months of age and older and bulls eighteen (18) months of age and older shall be negative to an official test for brucellosis within thirty (30) days prior to entry, unless exempt by one (1) of the following: A. Originate directly from a certified brucellosis-free herd.

B. Official vaccinates of dairy breeds under twenty (20) months of age or official vaccinates of beef breeds under twenty-four (24) months of age.

C. Animal originated from a "Class Free" state (if entire state is so classified)

D. Steers and spayed heifers are not required to be tested for brucellosis.

2. The negative brucellosis test shall be conducted at a state or federal laboratory within 30 days prior to exhibition.

Tuberculosis

1. Accredited Tuberculosis Free States

A. No tuberculin test required. All cattle, including steers, originating from an Accredited Tuberculosis Free State, may enter Illinois for exhibition when accompanied by a CVI issued by an accredited veterinarian within 30 days.

2. Non-Accredited Tuberculosis Free Areas or States (Not TB Free)

A. Cattle must originate from a herd where a complete herd test was conducted within the past year.

B. The individual animals entering Illinois must be negative to an additional tuberculin test conducted **within 30 days prior to exhibition.**

C. Cattle that enter Illinois for exhibition and remain in Illinois (animal does not return to

the state of origin within 30 days) must be isolated and retested for TB 60-120 days from the last official TB test date.

SWINE

Illinois Swine

Identification

1. Swine shall be identified by an official ear tag, tattoo or recognized breed ear notch.

2. Ear notch identification is acceptable for all barrows, crossbred gilts and breeding swine.

(Note: Ear notch identification of crossbred swine does not satisfy USDA identification requirements for interstate movement or official testing.)

Brucellosis

Brucellosis testing is not required for Illinois swine.

Pseudorabies

Pseudorabies testing is not required for Illinois swine.

Out-of-State Swine

All out-of-state swine are to be accompanied by an entry permit. Entry permit numbers are available by calling the Illinois Department of Agriculture, Monday through Friday from 8:00 AM to 4:30 PM, at 217/782-4944. Permits may also be obtained online at: <http://www.agr.state.il.us/AnimalHW/animalregistry/login.php>

Identification

1. Individually identified by an official ear tag, tattoo or recognized breed ear notch.

2. Ear notch identification **is not** acceptable for crossbred animals.

Brucellosis

1. Breeding swine 4 months of age and older shall be negative to an official test for brucellosis within 30 days prior to exhibition unless exempt by one (1) of the following: A. Originate immediately and directly from a validated brucellosis-free herd.

B. Originate directly from a validated brucellosis-free state.

2. Swine brucellosis tests for exhibition shall be conducted at a state or federal laboratory.

Pseudorabies

1. Swine originating from a Pseudorabies Stage IV or V state are exempt from the pseudorabies testing requirement.

2. Swine originating from a Pseudorabies Stage III state shall be negative to an official test for pseudorabies conducted within thirty (30) days prior to entry or originate immediately and directly from a qualified pseudorabies negative herd.

3. Swine originating from a Pseudorabies Stage I or II state shall be negative to an official test for pseudorabies conducted within the 10 days prior to entry.

4. Barrows and females in market classes must meet the same requirements as breeding swine.

SHEEP

Identification

Individual identification of each animal shall be by an ear tattoo or official metal or plastic tag. A microchip ID is acceptable if the owner provides the reader.

Ear tattoos may be used when a registration certificate, listing the tattoo number, accompanies the animal.

When using ear tags, the tag must indicate the premises ID and state of origin. The tag number must be assigned by a state or APHIS representative and recorded in the Scrapie Record Database.

Market Lambs

All market lambs must be slick shorn (show ring ready) before weigh-in so that show lamb fungus can be identified.

Illinois Sheep

1. Sheep originating from a flock that has previously been classified as either an infected or source flock can be exhibited in Illinois upon the completion of an approved flock plan.
2. For any animal born after 1/1/2002, the CVI must include the flock of birth and the flock of origin, if different.

Out-of-State Sheep

All out-of-state sheep are to be accompanied by an entry permit. Entry permit numbers are available by calling the Illinois Department of Agriculture, Monday through Friday from 8:00 AM to 4:30 PM, at 217/782-4944. Permits may also be obtained online at: <http://www.agr.state.il.us/AnimalHW/animalregistry/login.php>

1. Sheep originating from a flock that has previously been classified as either an infected or source flock can be exhibited in Illinois upon the completion of an approved flock plan.
2. For any animal born after 1/1/2002, the CVI must include the flock of birth and the flock of origin, if different.

GOATS

Identification

Individual identification of each animal shall be by an ear tattoo or official metal or plastic tag. A microchip ID is acceptable if the owner provides the reader.

Tattoos may be used when a registration certificate, listing the tattoo number, accompanies the animal.

When using ear tags, the tag must indicate the premises ID and state of origin. The tag number must be assigned by a state or APHIS representative and recorded in the Scrapie Record Database.

Ears should be used for tattooing when possible. If there is no space in the ear, the flank or tail fold may be used.

Illinois Goats

1. Goats originating from a herd that has previously been classified as either an infected or source herd can be exhibited in Illinois upon the completion of an approved herd plan.
2. For any animal born after 1/1/2002, the CVI must include the flock of birth and the flock of origin, if different.

Out-of-State Goats

All out-of-state goats are to be accompanied by an entry permit. Entry permit numbers are available by calling the Illinois Department of Agriculture, Monday through Friday from 8:00 AM to 4:30 PM, at 217/782-4944. Permits may also be obtained online at: <http://www.agr.state.il.us/AnimalHW/animalregistry/login.php>

1. Goats originating from a herd that has previously been classified as either an infected or source herd can be exhibited in Illinois upon the completion of an approved herd plan.
2. Tuberculosis- Goats from areas or states that are not Accredited Bovine Tuberculosis Free, must be accompanied by a CVI indicating that the goats originated from a herd where a complete negative herd test has been conducted within the past twelve (12) months and the individual animals are negative to a tuberculin test conducted within thirty (30) days prior to entry. For any animal born after 1/1/2002, the CVI must include the flock of birth and the flock of origin, if different.

HORSES, PONIES, MULES AND OTHER EQUIDAE

Illinois Equine

1. All horses and other equidae, twelve (12) months of age and older attending an advertised equine event, shall be accompanied by a negative test for equine infectious anemia (EIA) conducted within the last twelve (12) months. A copy of this test shall accompany the animal.
2. AGID (Coggins) or ELISA tests are accepted.
3. An advertised equine event means a show, rodeo, sale, auction, exhibition, trail ride, or horse fair that is posted or media promoted.
4. A CVI is not required for Illinois equine.

Out-of-State Equine

All out-of-state equine are to be accompanied by an entry permit. Entry permit numbers are available by calling the Illinois Department of Agriculture, Monday through Friday from 8:00 AM to 4:30 PM, at 217/782-4944. Permits may also be obtained online at: <http://www.agr.state.il.us/AnimalHW/animalregistry/login.php>

1. All horses and other equidae entering Illinois that are twelve (12) months of age or older, shall be accompanied by a negative test for equine infectious anemia (EIA) conducted within the last twelve (12) months. A copy of this test shall accompany the animal.
2. AGID (Coggins) or ELISA tests are accepted.
3. All horses and other equidae shall be accompanied by a CVI issued within thirty (30) days prior to entry.

POULTRY

1. All entries (except waterfowl, i.e. domesticated fowl that normally swim, such as ducks and geese) in a show or exhibition shall have originated from a U.S. Pullorum-Typhoid Clean or equivalent hatchery or flock OR have a negative pullorum-typhoid test within 90 days prior to exhibition. Exhibitor shall show proper information as to name and address of owner or exhibitor, name and address of the authorized testing agent, date of the testing and the number, breed, and species of those tested.
2. Prior to being used to transport poultry to a show, all crates, boxes, containers and vehicles shall be thoroughly cleaned and disinfected.
3. Any poultry vaccinations must be performed at least 4 weeks prior to delivery to the show.
4. Upon admission to a show, all entries shall be examined by the official county fair veterinarian or qualified state personnel who shall also receive and examine all certificates necessary for admission of birds to a show. Birds not in show condition will be excused from exhibition and removed from the premises. Any fowl showing signs of illness during the fair will be removed from the exhibition grounds.
5. All out-of-state turkeys must originate from flocks that are officially classified as U.S. Mycoplasma Gallisepticum Clean in accordance with the provisions of the National Poultry Improvement Plan or be negative to a test for Mycoplasma gallisepticum within 30 days prior to entry.
6. A permit is also required for out-of-state poultry. A permit may be obtained by calling (217) 782-4944.

Please note: These poultry exhibition requirements do not apply to 4-H and FFA 1-day poultry shows where the entries are taken to the show and returned home the same day. However, a permit is required for out-of-state poultry.

CERVIDAE

(Deer, Elk, Reindeer, Caribou, Moose, Red Deer and other Related Species)

Identification

All animals shall be individually identified with an approved tag, microchip or tattoo. Elk are required to have two official/approved unique identifiers.

Illinois Cervidae

Chronic Wasting Disease

For cervidae changing ownership or moving within the State, the owner must obtain a permit issued by the Department prior to movement and the cervid must originate from a herd that is enrolled in the Certified Monitored Chronic Wasting Disease (CWD) Program or the Contained Monitored Chronic Wasting Disease Program. The permit shall be obtained no more than 72 hours in advance of the movement of the cervids by providing the following information:

- A) Name and complete mailing address of person exhibiting the cervids;
- B) Certified Monitored Chronic Wasting Disease or Contained Monitored Chronic Wasting Disease Herd number;
- C) Name and complete mailing address of location where the animals will be exhibited;
- D) Number of animals and unique identification of the animals.

Tuberculosis Illinois is an Accredited Tuberculosis-Free State. Tuberculin test is not required for Illinois cervidae.

Out-of-State Cervidae

Chronic Wasting Disease

1. All cervidae entering Illinois must be in compliance with the Illinois Wildlife Code [520 ILCS 5]. For more information, contact the Illinois Department of Natural Resources at 217/782-6384.
2. All cervidae entering Illinois must be accompanied by a permit from the Department and a Certificate of Veterinary Inspection that:
 - a. has been issued by an accredited veterinarian of the state of origin or a veterinarian in the employ of the United States Department of Agriculture;
 - b. is approved by the Animal Health Official of the state of origin;
 - c. shows that the cervidae are free from visible evidence of any contagious, infectious or communicable disease or exposure thereto, do not originate from a CWD endemic area (any county and surrounding counties where CWD has been diagnosed in the past five years);
 - d. shows that the cervidae are not originating from a herd under quarantine for any contagious, infectious or communicable disease;
 - e. shows that the animals originate from a herd that has been monitored for at least 5 years under a state-approved CWD certification program.
3. A permit number can be obtained by calling (217) 782-4944. Applicant for permit shall furnish the following information to the Department:
 - a. Name and post office mailing address of Illinois destination;
 - b. Name and post office mailing address of the consignor and/or source herds;
 - c. Name and post office mailing address of the herd veterinarian;
 - d. Number and unique identification of cervidae in shipment.

Brucellosis

Cervidae six (6) months of age and older must have a negative brucellosis card or PCFIA test within sixty (60) days prior to entry.

Tuberculosis

1. Accredited Tuberculosis Free States

All cervidae twelve (12) months of age and over shall be negative to two (2) single cervical test for bovine TB no less than ninety (90) days apart with the second test conducted within ninety (90) days prior to entry. These animals shall be isolated from all other members of the herd during the testing period unless they originate from an accredited, qualified or monitored herd.

- A. Cervidae from an accredited herd may be moved into Illinois without further TB testing provided that a certificate stating that such cervids originated from an accredited herd accompanies them.
- B. Cervidae originating from qualified or monitored herds may enter with a negative test within ninety (90) days prior to entry and a certificate stating that the animals originate from a monitored herd.

2. Non-Accredited Tuberculosis Free Areas or States (Not TB Free)

A. All cervidae shall originate from a herd where a complete herd test was conducted within the past year. B. The individual animals entering Illinois must be negative to two (2) additional tuberculin tests conducted within 180 and 30 days prior to entry or exhibition.

RATITES

(Ostriches, Emus, Rheas, Cassowaries and Kiwis)

Illinois Ratites

There are no requirements governing the movement of ratites within Illinois.

Out-of-State Ratites

1. Must be accompanied by a CVI and permit number. Entry permits are available by calling the Illinois Department of Agriculture, Monday through Friday from 8:00 AM to 4:30 PM, at 217/782-4944.
2. Individually identified by leg band or microchip.
3. Negative test for Avian Influenza within 10 days prior to entry.

PIGEONS

There are no requirements governing the movements of pigeons within or into Illinois.

RABBITS

There are no requirements governing the movements of rabbits within or into Illinois.

LLAMAS

There are no requirements governing the movement of llamas within Illinois. A permit and health certificate is required for out-of-state llamas. Entry permit numbers are available by calling the Illinois Department of Agriculture, Monday through Friday from 8:00 AM to 4:30 PM, at (217) 782-4944. Permits may also be obtained online at:

<http://www.agr.state.il.us/AnimalHW/animalregistry/login.php>

4-H LIVESTOCK REQUEST

4-H LIVESTOCK FORM – KANKAKEE COUNTY FAIR

**Mail form and Checks Payable to: KANKAKEE COUNTY FAIR & EXPOSITION, INC. • P.O. BOX 714 • KANKAKEE, IL 60901*

****DEADLINE DATE FOR LIVESTOCK REQUEST IS JULY 23, 2022**

*****This form is for 4-H Livestock **NOT ENTERED** in fair Junior or Open Classes*****

# Animals	Amount
Cattle (Beef or Dairy) @ \$15.00/Head	\$
Goats @ \$5.00/Head	\$
Sheep @ \$5.00/Head	\$
Swine @ \$5.00/Head	\$
Equine @ \$10.00/Head (List #Horses and #Ponies separate)	\$
Poultry & Wildlife @ \$1.00/Head	\$
Rabbits @ \$1.00/Head	\$
Carcass @ No Charge	\$
# Season Passes @ \$25.00 Each	\$
# Camping Permits @ \$140.00 Each	\$
# Presale Tickets @ \$20.00 Each	\$
GRAND TOTAL ENCLOSED	\$
Season Pass includes admit one Main Gate and Grandstand all week. Camping Permit includes one vehicle permit to campsite. Presale Tickets include: Admit one Main Gate, admit one Grandstand Show and is the only way to get the unlimited all day and night carnival ride wristband.	

By completing this form, Exhibitor agrees to abide by all Rules and Regulations printed in the Kankakee County Fair Premium Book and Kankakee 4-H Fair Book.

Exhibitor Name: _____ Address: _____ City/State/Zip: _____

4-H Club Name: __

Parent Signature: _____

ALL 4-H LIVESTOCK NOT ENTERED IN KANKAKEE COUNTY FAIR JUNIOR OR OPEN CLASSES MUST COMPLETE AND FILE THIS FORM WITH THE FAIR OFFICE BY JULY 23, 2022. THERE WILL BE NO SPACE RESERVED FOR YOUR LIVESTOCK IF THIS FORM IS NOT RECEIVED. COMPLETE AND SIGNED BY PARENT OR GUARDIAN. IF YOU HAVE ANY QUESTIONS CONTACT THE KANKAKEE COUNTY FAIR OFFICE AT 815-932-6714.