


STEAM in the Classroom

SCIENCE-TECHNOLOGY-ENGINEERING-AGRICULTURE-ART-MATH

DIY BUG HOTEL


For this challenge/activity you will need:

- Milk carton, milk jug, or any other water proof container
- Natural materials (twigs, leaves, flowers, etc.)
- Recyclables (toilet paper roll, popsicle sticks, etc.)



Introduction:

Saturday, April 22nd is Earth Day, so what better time than now to make a DIY Bug Hotel! Whether you like bugs and creepy crawlies or not, they play a very important role in our ecosystem. Building a house for the bugs around you gives them protection from the elements. Insects are needed for pollination of flowers and vegetables and help protect against bugs that may damage the land. Even if you live in a city, creating a home for bugs is just as important! Allowing shelter for pollinators in urban centers is crucial for the environment. Follow the instructions on the next page to make your own bug hotel!



Illinois Extension

UNIVERSITY OF ILLINOIS URBANA-CHAMPAIGN

COLLEGE OF AGRICULTURAL, CONSUMER & ENVIRONMENTAL SCIENCES

University of Illinois | U.S. Department of Agriculture | Local Extension Councils Cooperating

University of Illinois Extension provides equal opportunities in programs and employment.

If you need a reasonable accommodation to participate in this program, please contact us.

Early requests are strongly encouraged to allow sufficient time for meeting your access needs.


DIY BUG HOTEL



Directions:

1. First, go out into your yard, garden, or a park near you. Using a bag or box, collect as many natural materials as you think you'll need to make your bug hotel. Some examples would be twigs, shells from nuts, leaves, pinecones, flowers, grass, and more!
2. Next, check your recycling for a milk jug, milk carton, or another recycled item big enough for your hotel that is also waterproof.
3. While checking your recycling, see if you can find any other materials to put inside your bug hotel like toilet paper rolls, cardboard, popsicle sticks, etc.
4. Now it's time to build! Be inventive! If you are using an item like a milk carton for your hotel, you may need to cut one side to allow bugs to enter and a place to put your materials.
5. If you feel like it, you can always decorate the outside of your hotel and even give it a name!
6. Once you are done, find a place in your yard, garden or porch to set up your bug hotel. Now your hotel is open for business!

*You can always search up bug hotels online to get ideas for your own hotel



Illinois Extension

UNIVERSITY OF ILLINOIS URBANA-CHAMPAIGN

COLLEGE OF AGRICULTURAL, CONSUMER & ENVIRONMENTAL SCIENCES

University of Illinois | U.S. Department of Agriculture | Local Extension Councils Cooperating

University of Illinois Extension provides equal opportunities in programs and employment.

If you need a reasonable accommodation to participate in this program, please contact us.

Early requests are strongly encouraged to allow sufficient time for meeting your access needs.