

# STEAM in the Classroom

SCIENCE-TECHNOLOGY-ENGINEERING-AGRICULTURE-ART-MATH

## NATIVE AMERICAN STICK GAME

### For this game you will need:

- 4 popsicle sticks (stick dice)
- 12 small objects (beans, pebbles, coins, toothpicks) for keeping score
- markers

### Game Set Up:

1. Using markers, decorate one side of the popsicle sticks

like this:

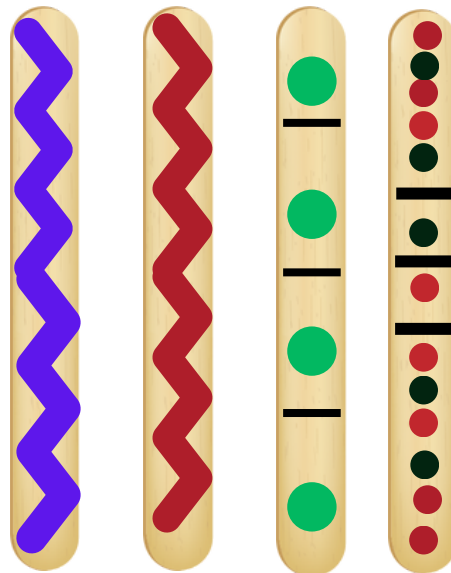
2 with zig zag lines,

1 with 3 lines and 4 dots

1 with 3 thick lines and 13 dots

Leave the other side blank.

2. Players sit facing each other with the scoring items between them



**Illinois Extension**

UNIVERSITY OF ILLINOIS URBANA-CHAMPAIGN

**COLLEGE OF AGRICULTURAL, CONSUMER & ENVIRONMENTAL SCIENCES**

University of Illinois | U.S. Department of Agriculture | Local Extension Councils Cooperating

University of Illinois Extension provides equal opportunities in programs and employment.

If you need a reasonable accommodation to participate in this program, please contact us.

Early requests are strongly encouraged to allow sufficient time for meeting your access needs.



# STEAM in the Classroom



SCIENCE-TECHNOLOGY-ENGINEERING-AGRICULTURE-ART-MATH

## NATIVE AMERICAN STICK GAME CONTINUED



**LET'S  
PLAY!**

Playing the game:

1. Decide who will go first.
2. Player 1 holds all 4 stick dice in on hand and drops them.
3. Using the scoring chart, count up your score and take that many scoring objects.
4. Keep dropping the stick dice until you get a score of zero. Any combination not shown in the chart is a score of zero.
5. Switch players.
6. Keep alternating until one player has all 12 scoring pieces.

This idea came from

<https://windsorhistoricalsociety.org/home/education/learning-at-home/native-american-stick-game/>



**Illinois Extension**

UNIVERSITY OF ILLINOIS URBANA-CHAMPAIGN

**COLLEGE OF AGRICULTURAL, CONSUMER & ENVIRONMENTAL SCIENCES**

University of Illinois | U.S. Department of Agriculture | Local Extension Councils Cooperating

University of Illinois Extension provides equal opportunities in programs and employment.

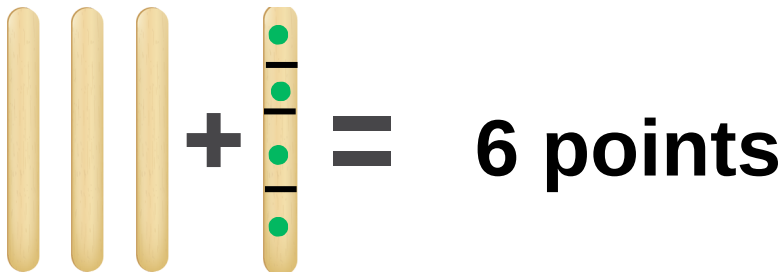
If you need a reasonable accommodation to participate in this program, please contact us.

Early requests are strongly encouraged to allow sufficient time for meeting your access needs.

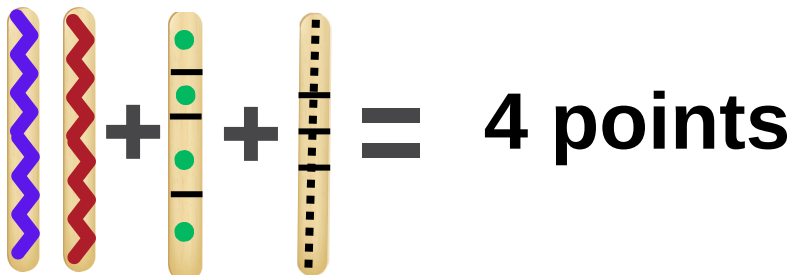
# STEAM in the Classroom

SCIENCE-TECHNOLOGY-ENGINEERING-AGRICULTURE-ART-MATH

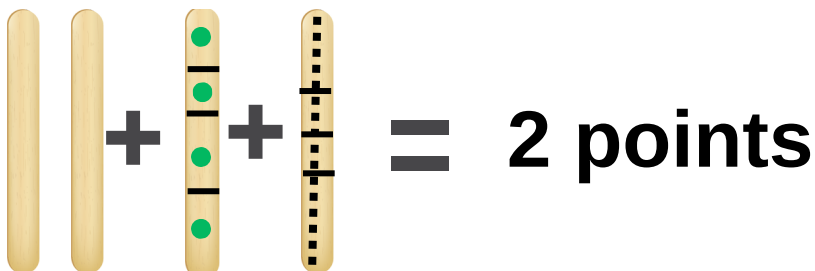
## NATIVE AMERICAN STICK GAME SCORING



Three plain wooden sticks + one stick with four green dots = 6 points



Two sticks with wavy patterns (one purple, one red) + two sticks with three green dots each = 4 points



Two plain wooden sticks + one stick with three green dots + one stick with four black dots = 2 points

Throughout the United States, Native American tribes have traditions of playing games unique to their cultures. One group of similar games traditionally used animal bones as scoring pieces and are known as stick games.

These games started before written history and different tribes used different sets of rules to play them. This is one version of a stick game.

<https://windsorhistoricalsociety.org/home/education/learning-at-home/native-american-stick-game/>



**Illinois Extension**

UNIVERSITY OF ILLINOIS URBANA-CHAMPAIGN

**COLLEGE OF AGRICULTURAL, CONSUMER & ENVIRONMENTAL SCIENCES**

University of Illinois | U.S. Department of Agriculture | Local Extension Councils Cooperating

University of Illinois Extension provides equal opportunities in programs and employment.

If you need a reasonable accommodation to participate in this program, please contact us.

Early requests are strongly encouraged to allow sufficient time for meeting your access needs.