



Monroe County Fair Entry Instructions

Below are instructions for EXHIBITING your 4-H project(s) at 4-H Shows.
Please follow instructions carefully!

1. Log into Fair Entry at: <https://fairentry.com/Fair/SignIn/19737>

2. Choose: **Create a Fair Entry account (if you do not have one already).**

2023 Monroe County 4-H Fair

Registration is currently **Open**
Registration dates: 3/1/2023 - 7/15/2023
Exceptions may apply [View Details](#)

Welcome to registration for showing your 4-H project(s) in Monroe County.

HORSE SHOW
The Horse Show is scheduled for Saturday, May 13 at 9:00a.m. Registration for the Horse Show must be completed by May 10.

SHOW-A-RAMA
The Show-a-Rama will be held on Saturday, June 24. Judging time is from 8:30-10:30am. See schedule in Monroe County 4-H Showbook for details: <https://go.illinois.edu/Showbook-General> Registration for Show-a-Rama must be completed by June 15.

HORTICULTURE & CROPS
These projects will be shown at the Monroe County Fair on Sunday, July 23 from 1:30-3:00pm.

LIVESTOCK
All livestock projects with live animals will be shown at the Monroe County Fair during the dates of July 24-27.
Please see Monroe County 4-H Fair Showbook for details: <https://go.illinois.edu/FairShowbook>

FairEntry Exhibitor, Staff Sign-In

FairEntry

Email

Password

Sign In with FairEntry

[Forgot your password?](#)
[Create a FairEntry account](#)
[Register as a New Buyer](#)

3. Enter the email address you intend to use for the account. You will enter it twice, then click the “Create Account” button.

[Back](#)

2023 Monroe County 4-H Fair



Create a FairEntry Account

With this account, you will be able to register Exhibitors and Entries for this fair.

Email

Confirm Email

Create Account

4. Complete the account information and create a password for the account, then click “Create Account.”

2023 Monroe County 4-H Fair



Account Creation

To continue with registration for this fair, please provide the following details.

Email [change](#)

Account Name
Example: Your last name

Phone Number
Format: ###-###-#### or #####

Password

- 8 characters minimum
- at least 1 digit
- at least 1 capital letter or symbol

Confirm Password

EXAMPLE

5. Once you are logged in, you will be able to add individuals. Only add those individuals who will be registering to exhibit. Choose “Begin Registration.”

2023 Monroe County 4-H Fair



Welcome!

We noticed you haven't yet registered for the fair.

[Go To Dashboard](#)

[Begin Registration](#)

6. Next, click the green “Individual” button.

Exhibitors Entries Payment \$0.00

Do you want to register an Individual?


Individual

7. Fill out name, birthdate and grade for member and hit “Continue.”

New Individual Exhibitor



First Name
(Required)

Last Name
(Required)

Birthdate
(Required) 

Grade
(Optional)

[Cancel](#) [Continue](#)



8. Fill out phone numbers and email address and hit “continue.”

NewHorn, Exhibitor1
11/29/2010 • Grade: 7
#4

[Delete this Exhibitor](#)

Personal Details **Contact Info** Address Questions Review

Contact Info

Home Phone Number
(Required)
Format: ###-###-#### or #####



Email Address
(Optional)
Format: name@website.com

Cell Phone Number
(Optional)
Format: ###-###-#### or #####
Specify your cell phone number (and cell phone provider) if you want to receive SMS Text messages about your FairEntry records.

Cell Phone Carrier
(Optional)

The form is incomplete. Please complete the form.

[Continue](#)



9. Fill out address and hit “Continue.”

NewHorn, Exhibitor1
11/29/2010 • Grade: 7
#4

[Delete this Exhibitor](#)

Personal Details Contact Info **Address** Questions Review

Address

The exhibitor's address is very important!
If this exhibitor will be receiving checks from the fair, those checks will be mailed to the address entered here.

Address
(Required)



Address continued
(Optional)

City
(Required)

State
(Required)

Postal Code
(Required)

[Continue](#)



10. Choose “Continue” again under Questions if there are no questions to answer.

2023 Illinois Training Fair NewHorn

Exhibitors Entries Payment \$0.00

NewHorn, Exhibitor1
11/29/2010 • Grade: 7
#4
[Delete this Exhibitor](#)

Personal Details Contact Info Address 4 Questions 5 Review

Questions

There are no questions to answer.

[Continue](#)

11. Verify that your information is correct, then click on the “Continue to Entries” button.

2023 Illinois Training Fair NewHorn

Exhibitors Entries Payment \$0.00

NewHorn, Exhibitor1
11/29/2010 • Grade: 7
#4
[Delete this Exhibitor](#)

Personal Details Contact Info Address Questions 5 Review

Please review the exhibitor registration. [Continue to Entries](#)

Personal Details [Edit](#)

First Name	Exhibitor1
Last Name	NewHorn
Birthdate	11/29/2010
Gender	

Contact Info [Edit](#)

Email	
Home Phone	217-333-0826
Cell Phone	
Cell Phone Carrier	

Address [Edit](#)

809 Broadway
Mattoon, IL
61938

Additional Questions

There are no questions or answers.

12. Next, choose “Add an Entry” to register member for projects that they will be exhibiting at a 4-H Show.

2023 Illinois Training Fair NewHorn

Exhibitors Entries Payment \$0.00

There are 0 entries belonging to 1 exhibitor in this invoice.

[+ Register another Exhibitor](#)

Everything looks good!
[Continue to Payment](#)

NewHorn, Exhibitor1
0 Entries
[+ Add an Entry](#)

13. Choose the Department for your project area(s).
(i.e. choose “General Projects” for the Show-A-Rama, “Horse and Pony” for the Horse Show or choose a livestock specie for the Fair.)

Choose Department and Division	
Beef	Select
Dairy Cattle	Select
Dogs	Select
General Projects	Select
Goats	Select
Horse and Pony	Select
Poultry	Select
Public Presentations	Select
Rabbits	Select
Sheep	Select
Swine	Select

Cancel Choose

14. Next choose your project division from the long list of options.

Choose Department and Division	
Department	General Projects Change
Aerospace	Select
Animal Science	Select
Bicycle	Select
Child Development	Select
Civic Engagement	Select
Clothing and Textiles	Select

15. Then, choose the class/level you signed up for when you registered for 4-H earlier in the year.

*Class requirements are found here:

4-H Showbook (general projects or horse)

<https://go.illinois.edu/Showbook-General>

or 4-H Fair Showbook (livestock, horticulture, crops):

<https://go.illinois.edu/FairShowbook>

Exhibitors > Entries > Payment

Starting an Entry	
Department	General Projects Change
Division	Woodworking Change
Select a Class to continue	
50357: Woodworking 1	Select
50358: Woodworking 2	Select
50359: Woodworking 3	Select
50360: Woodworking 4	Select

Existing ent

16. Click “continue.”

2023 Monroe County 4-H Fair

Exhibitors > Entries > Payment

Starting an Entry

Department	General Projects	Change
Division	Woodworking	Change
Class	50360 Woodworking 4	Change

Existing entrant

Continue

17. Choose your club. Then hit “continue again.”

Monroe County 4-H Fair Brandt

Entries > Payment \$0.00

Club/Chapter

Please select the 4-H Club or FFA Chapter that is associated with this entry.

Selected Club: None Suggested Club: (Last Club Selected)

Select this Club

Search

- Air Rifle
- Backyard Bandits
- Bushy Prairie
- Crusading Eagles
- Golden Eagles
- Hoodbeats Competition Team
- Hunting/Outdoor Skills/Fishing

13 total clubs are available

Note: no more than 50 clubs are shown at once, so use the search feature to find your club.

Continue

18. At this point, you can either “Add another Entry” OR “Register another Exhibitor” and duplicate the process again for the same member or add an additional member.

19. When you are finished registering members and classes to exhibit in, click on the “Continue to Payment” button.

Entries > Payment \$0.00

What do you want to do next?

For Garrett Brandt:

Add another Entry

OR

Register another Exhibitor

OR

Everything looks good!

Continue to Payment

20. Don't worry, you do NOT owe any money!

The screenshot shows a registration process for the 2023 Monroe County 4-H Fair. At the top, a green progress bar highlights the 'Payment' step, with a '\$0.00' amount displayed next to it, circled in red. Below the progress bar, a timeline shows steps 2 (Payment Method) and 3 (Confirm). A summary table below the timeline shows a total of \$0.00. At the bottom, a green 'Continue' button is highlighted with a black arrow pointing to it.

21. Keep clicking the “continue” button and finally “submit.”

The screenshot shows the final submission step of the registration process. At the top, a blue header reads '2023 Monroe County 4-H Fair' with a 'Brandt' dropdown menu. Below the header, a green progress bar highlights the 'Payment' step, with a '\$0.00' amount displayed next to it. A timeline below the progress bar shows steps 1 (Review), 2 (Payment Method), and 3 (Confirm). A light blue box contains the text 'One last step! Agree to the terms below and press submit.' Below this, there are two columns: 'After you Submit' with a list of terms and conditions, and 'Payment Total' which states 'No payment is necessary'. A green 'Submit' button is highlighted with a black arrow pointing to it.

2023 Monroe County 4-H Fair



Thanks!

Thank you for participating in 2023 Monroe County 4-H Fair.

An email confirmation of your submission has been sent.

If the fair management finds any issues with your registration, you will receive another email.

[Visit Dashboard](#)

[Sign out](#)