



Illinois Extension

UNIVERSITY OF ILLINOIS URBANA-CHAMPAIGN

2025 Fair & 4-H Show Book



2024–2025 McLean County Fair Royalty
Ellie Ellis, Queen
Brandon Wood, King
Elyanna Assani, Jr. Miss
Lyndi Maurer, Little Miss

McLean County Fairgrounds
1106 Interstate Drive
Bloomington, Illinois 61705



2025 4-H Show Committee Directors



Debbie Marquis
Environment & Natural
Resources
4-H Show Chair



Richard Van Note
Poultry, Rabbits, &
Animal Science
4-H Show Vice Chair



Doug Boitnott
Beef & Dairy



Carley Zimmerman
Swine



Sally Whaley
Plant & Soil Science



Steve Whaley
Engineering & Technology



Elaine Norin
Citizenship, Global
Awareness, and Visual Arts



Shannon Killion
Horse



Jeanne Parks
Home & Family



Sara Zimmerman
Personal Development



Stephen Froidcoeur
Dogs



Callie Yoder
Food, Nutrition, and
Health



Kenzie Kraft
Sheep, Goat, and Llama



Hannah Norris
4-H Activities

Welcome to the 2025 McLean County Fair & 4-H Show

The McLean County Fair & 4-H Show serve as a showcase for the exhibits of 4-H members and youth of McLean County. A long-standing tradition, the McLean County Fair's success has developed due to the cooperation between 4-H youth, 4-H families, 4-H volunteers, Extension Council, Extension Staff, McLean County Farm Bureau, Fair Board, and the 4-H Show Committee.

We welcome each of you to the McLean County Fairgrounds! Our best wishes and thanks to you, the exhibitors, and visitors of the 2025 McLean County Fair & 4-H Show. We hope you enjoy the week!

McLean County Fair
1106 Interstate Drive
Bloomington, IL 61705
309-663-6497
www.mcleancountyfair.org

University of Illinois Extension
McLean County
1615 Commerce Parkway
Bloomington, IL 61704
309-663-8306
go.illinois.edu/LMW

McLean County Fair Board Members

Brian Dirks, President
Darren Davis, Vice President
J.C. Zimmerman, Secretary
Arin Rader, Treasurer
John Burkhardt
Austin O'Neill
David Mool
Carly Rickard
Reid Thompson
Matt Witte
Rachel Fulton
Austin Baer

Livingston, McLean & Woodford Extension Council

Tera Graves
Pam Meiner
Debbie Ruff
Amy Schlipf
Michelle Stevenson (Youth)
Dylan Cook
Julie Schumacher
Mike Sommer
Jeff Woodard
Alana Whitfield (Youth)
Lisa Maynard
Jacqueline Schertz (Youth)
Jodi Upchurch
Paul Wilkins

Awards given at the McLean County 4-H Show are made possible by generous donations of individuals and businesses in our community. We would like to thank all of our sponsors. For information about becoming a sponsor, please contact the McLean County Extension Office at the address above.

COLLEGE OF AGRICULTURAL, CONSUMER & ENVIRONMENTAL SCIENCES

*University of Illinois | U.S. Department of Agriculture | Local Extension Councils Cooperating
University of Illinois Extension provides equal opportunities in programs and employment.*

*If you need a reasonable accommodation to participate in this program, please contact us.
Early requests are strongly encouraged to allow sufficient time for meeting your access needs.*

2025 Calendar of Events

*Specific times subject to change. Updates will be sent from the McLean County Extension Office.

Saturday, March 8	Public Presentation Judging
Friday, April 4	Unity Community Center 4-H Visal Arts Show
Tuesday, May 6	Shooting Sports County Match – Air Rifle/Air Pistol
Sunday, June 1	YQCA and QAEC Deadline
Saturday, June 15	Fair Entries Due
Tuesday, July 8	Fair Preview at Fairgrounds
Monday, July 14	Shooting Sports Fair Match – Archery
Friday, July 11	Dog Show
Saturday, July 19	Fair Set-Up Day & Superintendent Breakfast
TBD	Shooting Sports Fair Match – Shotgun

Tuesday, July 22

Noon	Livestock permitted on grounds
5–7 p.m.	Check-in for most animals (Some animals check-ins on different days – see individual sections for correct times)
5 p.m.	Sheep & Goat Exhibitor Meeting
5:30–7 p.m.	Check-in for most General Project exhibits (Some plants, vegetables, foods Check-in Wednesday – see individual sections for correct times.)
5-7 p.m.	Meat Goat Check-In and Weigh-In
7 p.m.	Goat Milking Competition Milk Out
7:15 p.m.	Flag Raising

Wednesday, July 23

7 a.m.	Goat Milking Competition
7–8 a.m.	Flowers, Vegetables Check-in
7–8:30 a.m.	Some foods Check-in (See individual sections for correct times.)
8 a.m.	Horse Show starting with Non-Stock Halter (Check individual section for show order)
8 a.m.	Judging of most 4-H exhibits
8 a.m.	Llama Show
8-10 a.m.	Swine Check-In
9 a.m.	Rabbit Show
Noon	Meat Goat Show
12:30 p.m.	STEAM Clothing, Non-Sewn, and Interior Design judging
1 p.m.	Master Shephard Interviews
2–5 p.m.	Swine weigh-in
6 p.m.	Sheep Shearing and Trimming Contest
7 p.m.	Market Sheep Weigh-In
7 p.m.	Sheep Leadline and Costume Class entry forms due
7 p.m.	Goat Costume entry forms due
7 p.m.	Goat Milking Competition
7 p.m.	Royalty Reception

Thursday, July 24

8 a.m.	Horse Show starting with Stock Halter Ponies or Donkeys (check individual section for show order).
8 a.m.	Swine Show starting with Barrows (check individual section for show order).
8 a.m.	Poultry judging
8:30–11:30 a.m.	Young at Heart Day
9 a.m.	Beef Market Show <i>Beef Breeding Show following the Beef Market Show.</i>
9 a.m.	Club Booth check-in and set-up
10 a.m.	Breeding Sheep Show <i>Wether Dam Sheep Show Following the Breeding Sheep Show. Market Lamb Show Following the Wether Dam Sheep Show.</i>
12–1p.m.	Cloverbud Project Show and Tell
1 p.m.	Master Goat Herdsman Contest
1 p.m.	Club Booth Judging
3:45 p.m.	Check-in for Cloverbud Relay, activity begins at 4 p.m.
4 p.m.	Goat Peewee Showmanship
4:45 p.m.	Check-in for 4-H Relay, activity begins at 5 p.m.
5:30 p.m.	Beef/Dairy Costume Show
5:30 p.m.	Sheep and Goat Costume Show
7 p.m.	Share the Fun (Arrive by 6:45 p.m. to register day of).

Friday, July 25

8 a.m.	Dairy Goat, Horse Show starting with Trail (Check individual section for show order).
9 a.m.	Dairy Show
9 a.m.	Cat Show
2 p.m.	Horse Show Costume Contest
3 p.m.	Showmanship Classic
4:30 p.m.	State Fair Decision Deadline
6 p.m.	Horse Show Speed Games
10 p.m.	Livestock Release

Saturday, July 26

TBA	Premier Livestock Classic – Beef, Swine, Rabbits, & Market Goats
9 a.m.	Premier Livestock Classic – Horse Show
9 a.m.	Bicycle Safety Rodeo: Practice – 9 a.m., Rodeo – 10 a.m.
9 a.m.	Garden Tractor Operation
9–11 a.m.	Modeling Workshop for Style Revue
12:30 p.m.	Style Revue lineup
1 p.m.	Junior Style Revue and Rocket Launch <i>Senior Style Revue will begin 15 minutes after Junior Style Revue</i>
2–4 p.m.	STEAM Day at the Fair <i>Cloverleaf Hall</i>

Sunday, July 27

TBA Premier Livestock Classic – Dairy, Poultry, & Market Sheep
9 a.m. Premier Livestock Classic – Horse Show
11:15 a.m. State Fair Question and Answer Session
11:30 a.m. Flag Lowering
11:45 a.m. – 3 p.m. 4-H General Project Check-out

Sunday, August 10

McLean County's Show Day at Illinois State Fair

Contents

General Information

4-H Activities	1
Club Booths & Cloverbuds.....	2
4-H Champion Project Awards.....	3-5
McLean County Fair & 4-H Show Rules and Regulations.....	6-8
General Livestock Rules & Regulations.....	9-11
4-H and Junior Show Rules and Regulations.....	11-12
McLean County Proud.....	13
Showmanship Classic Contest.....	62
4-H General Projects Department Information.....	64
State Fair Information.....	64-65
Copyright Rules.....	64-65
McLean County Rules.....	65
McLean County Fair Royalty Contest & Scholarship.....	165
Map, Admission, Entertainment.....	166-168

Animal Exhibition Opportunities, pages 14–62

Beef.....	14-17
Dairy.....	18-21
Goats.....	22-28
Horse & Pony.....	29-37
Llamas.....	38
Poultry.....	39-44
Rabbits.....	45-47
Sheep.....	48-54
Swine.....	55-62

General Project Opportunities, pages 63–163

Aerospace.....	66-67
Animal Science.....	68
Babysitting.....	69
Bicycle Safety Rodeo.....	70
Cats.....	70
Civic Engagement.....	71
Clothing & Textiles.....	72-78
College & Career Readiness.....	78
Communications/Public Presentation.....	78-81
Computer Science.....	81-82

Consumer Education.....	83
Creative Writing/Poetry.....	84-85
Crops.....	86-87
Crop Plots.....	88
Dogs/Dog Agility	89-97
Drones: UAV/Systems.....	97
Electricity	98
Entomology General	99
Entomology Beekeeping	100
Esports.....	101
Exploratory	101
Family Heritage.....	101
Food and Nutrition.....	102-110
Forestry.....	111
Geology.....	112
Grounds Improvement	113
Health.....	114-115
Horticulture: Floriculture	115-119
Horticulture: Vegetable, Herbs & Fruits.....	119-122
Intercultural	123-124
Interior Design	125
Leadership	126-127
Maker.....	128
Natural Resources & Outdoor Activities	129
Fishing and Wildlife.....	130
Photography	131-132
Plant & Soil Science.....	133
Read/Write-A-Book.....	134
Ready-4-Life: Career and Entrepreneurship Exploration.....	135
Robotics	136-138
Service Learning.....	138-139
Shooting Sports.....	139-140
Shooting Sports Match	141
Small Engines	142
Small Pets/My Pet Rabbit	143
Theatre Arts	144-145
Garden Tractor Safety & Operation	145
Tractor Project Display.....	146
Vehicle (Cars, Trucks, or Tractors) & Farm Equipment Restoration.....	147
Veterinary Science.....	148
Video/Filmmaking.....	149
Visual Arts	150-159
Weather	160
Welding.....	161
Woodworking.....	161-162
3D Printing and Design.....	163
Unity Community Center 4-H Visual Arts Show.....	164

4-H Activities

Director Hannah Norris

Cloverbud Relay

**Arrive by 3:45 p.m. on Thursday, July 24
Cloverleaf Auditorium located in Cloverleaf Hall**

Rules:

1. Open to all Cloverbud clubs and youth.
 2. Register the week of the McLean County Fair and 4-H Show at the 4-H Office in Cloverleaf Hall by 3:45 p.m. the day of the event.
 3. Fun games for youth ages 5–7.
-

4-H Relay

**Arrive by 4:45 p.m. on Thursday, July 24
Cloverleaf Auditorium located in Cloverleaf Hall**

Rules:

1. Open to all 4-H clubs and members (ages 8+).
2. Register the week of the McLean County Fair and 4-H Show at the 4-H Office in Cloverleaf Hall by 4:45 p.m. the day of the event.
3. Teams consists of 5 to 10 4-H members. Adult volunteers are required per team. Two clubs may combine to form a team.

Awards:

1st Place — \$30

2nd Place — \$20

3rd Place — \$15

4th Place — \$10

Share the Fun

**Pre-register online or arrive by 6:45 p.m. on Thursday, July 24
Cloverleaf Auditorium located in Cloverleaf Hall**

Share the Fun is an opportunity for 4-H members to showcase their talents through the performing arts. This can include, but is not limited to music, dance, skits, and comedy. 4-H related topics or themes are not required in your talent. There are entry opportunities for clubs and individuals.

Rules:

1. There will be two divisions: Club/Group and Individual.
2. All 4-H members may enter once as an individual and/or once with a group.
3. Acts can be no longer than five minutes.
4. Pre-registration is encouraged but not required. You can pre-register at the following link: go.illinois.edu/McLeanShareTheFun. If you do not pre-register, arrive by 6:45 p.m. the day of the event.
5. Premiums paid out to groups and individuals by McLean County Timeless Clovers Alumni

Awards:

1st Place — \$35

2nd Place — \$25

3rd Place — \$20

4-H Cloverbud Show and Tell

Thursday, July 24 from 9 a.m. to
11 a.m. Cloverleaf Hall



Director Sara Zimmerman

This is a fun event for Cloverbuds to show off what they have learned this year. Members may bring an item they have made or a poster illustrating something learned in Cloverbuds. Each participant will have a few minutes to tell the judge about the item or poster, what they learned this year, and their favorite thing about being a Cloverbud. This event is open to the public and will be held in Cloverleaf Hall. All Cloverbuds will receive a participation ribbon. Cloverbuds interested in participating should meet at the fair office in Cloverleaf Hall the day of the event.

Pre-register for your timeslot at the following link: <https://go.illinois.edu/McLeanCloverbudShowAndTell>.

4-H Club Booths

At least one member must be present for judging.
Will be judged at 9 a.m. on Thursday, July 24.



Rules:

- 1 All exhibits are to be assembled and set up by 4-H members and at least one member from club must be present for judging.
- 2 Club must provide all equipment and exhibit should not exceed 3' x 3' floor. Club name and category name are required on booth.
- 3 A club may exhibit in only one of the categories listed below:
- 4 Register Here: <https://go.illinois.edu/20254-HClubBooths>

Leadership
Community Service

Project Mastery
Club Accomplishments

4-H Cloverbud Booths

Cloverleaf Hall



All Cloverbud clubs may enter a club display that highlights Cloverbud activities done in the current year. For a Cloverbud club to have a booth at the 4-H Show, the club must register no later than June 15. Exhibits should not exceed 3' x 3' floor space and should include the club's name. Club must provide all equipment. Register Here: <https://go.illinois.edu/2025CloverbudBooths>

Young at Heart Day

Thursday, July 24

8:30 to 11:30 a.m.

Free admission ALL DAY for
those age 60 and over!

**Educational Booths of
organizations
serving seniors**

**Door Prizes
Refreshments**

Musical Entertainment



**Young at Heart Sponsored by
McLean County Home & Community Education**

Committee Co-Chairs:
Cindy Kelley, 309-824-4797
Donna LaMar

2025 4-H Premiums

Premium checks will be mailed to the 4-H member following the 4-H Show and upon receipt of funds from the Department of Agriculture.

4-H premiums will be awarded using the X factor system to 4-H youth ages 8–18 years of age. Under this system, X will be worth a specific dollar amount based upon the amount of money appropriated for 4-H premiums for the year, the number of entries and the distribution of blue, red, and white awards. The X value will then be multiplied by the factor indicated for a given show: 10 for blue, 8 for red, and 6 for white.

Tax Implications for Prizes, Gifts or Awards – Program Participants (including minors) will be required to provide their social security number or foreign national tax ID number prior to receiving a prize, gift or award (including premiums) to ensure proper IRS reporting as required by law. This sensitive information is kept confidential and handled through security protected software (PEAR). Participants will not be eligible for prize, gift or award if social security or foreign national tax ID information is not provided.

2025 4-H Champion Project Awards

The 2025 McLean County 4-H Show will recognize hundreds of special winners with 4-H Champion Project awards. This award program will provide many class, breed, or other special 4-H show winners with extra recognition above the traditional premium awards for 4-H members. Every effort will be made to highlight the winners with enhanced display areas at the 4-H Show.

Champion Project Awards Guidelines

1. Varied tangible awards are offered throughout the 4-H classes. Only Best of Class and Reserve Best of Class projects are eligible to compete for these awards. The 4-H Livestock Division categories are noted in the show book with a bold print “**4H-CS**.” For classes in the 4-H Exhibits Division, all 4-H classes, (unless otherwise noted), are eligible for a **Best of Class award and Reserve Best of Class award ONLY IF the exhibit receives an “A” rating**. Some 4-H class categories are eligible for a **Best of Show award and Reserve Best of Show award**. Judges’ decisions determine Champion Project awards.
2. The U of I Extension Office will award Champion Project awards based on the total available donation funds from the McLean County Extension Service Foundation.
3. Sponsors are recognized by the following categories:
 - Emerald Sponsor (\$2,500 and up)
 - Diamond Sponsor (\$1,000 to \$2,499)
 - Gold Sponsor (\$500 to \$999)
 - Silver Sponsor (\$250 to \$499)
 - Bronze Sponsor (less than \$250)
4. Winners may collect recognition and awards in more than one category.

4-H Champion Project Award Sponsors

Donations received between September 2024 and January 2025:

Silver Sponsors (Donations between \$250 and \$499)

Jon & Joyce Scholl

Edward Jones: Michael P. Benson

Dennis & Mary Ella Mennenga

Gold Sponsors (Donations between \$500 and \$999)

McLean County Timeless Clovers Alumni

Diamond Sponsor (\$1,000 to \$2,499)

Fitzgerald Family In Honor of Jay C. Fitzgerald

TIMELESS CLOVERS ALUMNI

Sponsored Events

Flower Bucket Competition and Share the Fun

Premiums: \$35, \$25, \$20

Sundae Booth

Wed, Sat 11 a.m. – 9 p.m.

All sundae tickets must be redeemed by Saturday night close!

Bake-Off & Auction

Time and Location TBD

Sunday Worship

Mini-Expo Building 10 a.m.

Good Luck 4Hers!

Have Fun at the 2025 McLean County 4H Fair

Stop by the Timeless Clovers Booth in the Mini Expo Building

McLean County Fair & 4-H Show Rules and Regulations

Entries and Exhibits

1. Entries in all departments shown at the **McLean County 4-H Show**, except showmanship classes, must be registered by June 15, 2025 at <http://mclean4-hfair.fairentry.com>. **Late entries will not be accepted.**
2. The Junior Show is a Livestock Show **ONLY**. The 4-H show allows youth to exhibit in Livestock classes and General Projects classes. Registration for the Junior Show does NOT register youth for the McLean County 4-H Show and 4-H Livestock Classes.
 - a. **Youth will not be eligible for Junior Show premiums unless they register for the Junior Show at www.mcleancountyfair.org.**
 - b. **Youth will not be eligible for 4-H premiums, 4-H awards, or 4-H Champion Project Awards unless they register projects by May 1 on ZSuite.com and by June 15 for the 4-H Show at <http://mclean4-hfair.fairentry.com>.**
3. Please see page 9 & 10 for age eligibility of 4-H and Jr. Show Livestock, and page 63 for age eligibility for 4-H Exhibits.
4. Each exhibit must be the current year's 4-H work (September 2024–July 2025) and made or cared for by the exhibitor. All exhibits are individual projects and are prepared by one exhibitor, unless otherwise stated.
5. Exhibits must be placed and ready for exhibition according to the show book. Superintendents will check in the exhibits. All exhibits are entered at owner's risk.
6. Exhibitor may exhibit only one exhibit per class unless otherwise stated in the show book. Member must be enrolled in appropriate 4-H curriculum by May 1 to exhibit in correlating class at the 4-H Show, unless otherwise noted.
7. **Unless otherwise noted, the maximum display or poster size is 24" wide x 15" deep x 36" high. Omit title boards from display boards.**
8. **No exhibits can be removed from the exhibit area** before the published release time without the written permission from the 4-H Show Committee chair, their designee, and County Director. Emergency permission during the show can also be granted by direct order from the county veterinarian or the approval of a staff member from University of Illinois Extension McLean County with the concurrence of the appropriate superintendent or the 4-H Show Director overseeing the affected project. Early released projects will not be allowed to return. **Failure to comply will result in that 4-H member not being permitted to show in that project area the following year and will not be eligible for premiums during the current year.**
9. Noname signs are to be moved without permission from the superintendent.
10. **The judge's decision is final in all classes.**
11. Premium checks will be mailed to the 4-H member following the show and upon receipt of funds from the Department of Agriculture.
12. 4-H youth can only receive **ONE** premium per class.
Disclaimer: "The Department of Agriculture shall use its best efforts to secure sufficient appropriations to fund premiums. In any year for which the General Assembly of the State of Illinois fails to make an appropriation sufficient to pay such premiums, premium amounts may not be accurately reflected in this Premium Book."
13. A youth who enrolls in a 4-H club/group but fails to attend at least **one** 4-H activity sponsored by the club/group is **not eligible** to take part in the McLean County 4-H Show.
14. If you need a reasonable accommodation to participate in the McLean County 4-H Show, please contact the McLean County Director at least two weeks prior to the event at the McLean County Extension Office at 309-663-8306.

Conference Judging Rules

1. **ALL PROJECT AREAS WILL BE CONFERENCE JUDGED.**
2. Exhibitor must be present for conference judging of project. If not able to be present, exhibitor will need to fill out an absentee form. You may get the form at the front office. Form: https://extension.illinois.edu/sites/default/files/exhibit_report_form_5-2023.pdf
3. Prior approval of accommodation is required by 4-H Educator if exhibitor is not able to conference judge.
4. Please be prepared to discuss the goals and objectives of the project and be able to describe the methods and processes used to produce the exhibit.

Supervision of the Grounds & Show

1. The general supervision of the grounds is vested in the Board of Directors of the McLean County Fair.
2. **All 4-H wristbands MUST be attached on wrist at ALL TIMES by 4-H members, leaders, and superintendents while on the fairgrounds.** Wristbands will be used for entry at the gate each day, no other forms of fair passes will be distributed. Wristbands will be distributed prior to the fair.
3. Exhibitors remaining on grounds at night must present their credentials to authorities on request and conduct themselves according to the rules outlined by the authority present. Any failure to comply with such request of the authorities will prohibit the exhibitor from showing. This rule will be rigidly enforced. **All exhibitors staying overnight MUST comply with the Camping Rules.**
4. The rules and guidelines of the show book will be executed by Extension staff in conjunction with the 4-H Show Committee, who will have immediate charge of the exhibitors on their arrival, direct them to their proper places, and see that none of the rules are violated with impunity.
5. Diligence will be used by the officers of the McLean County Fair Association Board and University of Illinois Extension to prevent injury or loss of articles on exhibition but will not be responsible should any occur.
6. No parking will be permitted in the building area after 8 p.m. on Tuesday. Violators are subject to towing.
7. No alcoholic beverages will be permitted on the fairgrounds, except in restricted areas and at designated times as determined by the McLean County Fair Board. Anyone in violation of this rule will be required to leave the fairgrounds. Non-compliance by an exhibitor, or family members, may result in the disqualification of an exhibitor's exhibit and forfeiture of all ribbons, premiums, and awards.
8. Unofficial golf carts/carts, dogs, bicycles, motorized scooters, E-Bikes, and roller blades are not allowed on the fairgrounds without fair manager authorization. Exhibition bicycles are allowed on their day of show and confined to the exhibition areas only.
9. The McLean County Fair Association and McLean County Extension Office reserves final and absolute rights to interpret these rules and regulations and to arbitrarily settle and determine all matters, questions, or differences in regard thereto. It further reserves the right to amend or add to these rules as in its judgment it may determine. The 4-H Show Committee may also combine, divide, or eliminate classes as seen fit.
10. No smoking is permitted within 15 feet of the exhibition buildings or barns.

Camping Rules and Regulations

1. All 4-H and Junior Show exhibitors (“Campers”) wishing to sleep overnight on the fairgrounds between the hours of midnight and 8 a.m. from Tuesday through Sunday must have a parent complete a camping application form.
2. To reserve a camping space, please go to <https://mcleancountyfair.org/4-h/> and click on the 4-H camping button to register. You will be allowed to choose your space once all forms are completed, and payment is received. Camping registration is also available in person at the McLean County Farm Bureau Office.
3. All exhibitors camping overnight must be under the direct supervision of a parent in attendance. The Supervising Adult must be a legal guardian of one of the exhibitors in the camping unit. There must be One Adult for every 4 exhibitors.
4. During registration, a list all people staying in the camping unit must be submitted. Any changes to this list can be given to the staff at the Ticket Office for approval. This includes changes to the Supervising Adult or exhibitors.
5. Payment is due upon arrival and check-in. Each camping unit is \$20, and only one camping unit per site is allowed. Cost includes electrical hookup, water, and access to dump.
6. All campers are required to wear a “camping” wristband at all times while staying on the fairgrounds. wristbands can be picked up at the Ticket Office upon arrival and check in.
7. All camping units must be placed in an area designated by the McLean County Fair Staff. One vehicle will be allowed to park in the camping area at any time.
8. All Campers are responsible for keeping their campsite neat and clean. All trash and waste must be disposed of in an approved manner. Dumping black/gray water directly on the ground is prohibited.
9. Noalcoholic beverages, narcotics, or illegal substances of any kind are permitted on the fairgrounds. Anyone in violation of this rule will be required to leave the fairgrounds. Non-compliance by an exhibitor may result in the disqualification of an exhibitor’s exhibit and forfeiture of all ribbons, premiums, and awards.
10. No campfires of any sort are allowed.
11. Campers are responsible to provide all electrical cords. Extension cords used to distribute power to an RV shall be rated 15 amps minimum and must contain ground wire. Cords not meeting these requirements shall be disconnected immediately from the power supply and required to meet the standards before reconnecting.
12. Nomodifying of electrical outlets is permitted. No electrical cords shall cross any roadways.
13. A curfew of 11 p.m. will be enforced to create ‘quiet hours’ between 11 p.m. – 6 a.m. A security guard will monitor the area to enforce curfew.
14. No dogs or pets are allowed on the fairgrounds. No dogs or pets allowed in the camping area.
15. Anyone who violates the above rules or displays undesirable conduct, as determined by the McLean County Fair or security personnel for the McLean County Fair, will be required to leave the fairgrounds that night. The supervising parent of the released camper shall meet with the McLean County Fair manager the next business day.
16. Non-compliance with these rules may also result in the disqualification of an exhibitor’s exhibit and forfeiture of all ribbons, premiums, and awards.

General Livestock Rules and Regulations

1. When livestock exhibits will be permitted on the grounds will be announced at a later date.
2. **All livestock exhibitors must complete YQCA.** YQCA is for members enrolled in dairy cattle, beef cattle, swine, sheep, and goats. YQCA is a new livestock quality assurance program that is replacing PQA. All 4-H exhibitors of these animals will be required to certify in the YQCA program each year. **Youth must certify online by June 1** at <https://yqcaprogram.org/>. The estimated cost for online training is \$12. This certification is needed each year with a test out option of 1–3 years.
3. The online 4-H QAEC is required for all youth who enroll in the following animal science projects: horse, poultry, rabbits, dogs, cats, and small pets. **Failure to complete QAEC by June 1 will result in the member's animal science project enrollment being canceled and they will be ineligible to exhibit in the McLean County 4-H Show and Illinois State Fair.** The QAEC training can now be accessed in the Clover Academy section of the ZSuite Enrollment System. ZSuite can be accessed at <https://4h.zsuite.org/>. Families can access directions for completing the course at <https://go.illinois.edu/TakeQAEC>. The QAEC training is a once in a lifetime training, if you have completed it for all the species that you will show you do not need to take it again.
4. All required Certificates of Veterinary Inspection (health papers) must be inspected by the Swine Superintendents during check-in.
5. All Livestock will be checked in by Show Committee Directors.
6. **Registration papers or transfers must show ownership by the exhibitor.** The registration papers may also include the names of immediate family members. No partnership registration papers between families will be accepted. See Horse section on page 34 for horse ownership and leasing rules. **Goats, Llama, and Sheep leasing agreements must be in before June 1, 2025. The exhibitor must have written documentation providing ownership or lease of the animal being shown.**
7. **Physical Abuse Statement:** The Illinois Humane Care for Animals Act prohibits physical mistreatment of animals. The use of electrical shock, manual striking of livestock, or withholding feed and water are considered direct violations of this act. The presence of any type of equipment to induce electrical shock in the exhibition area will be considered as intent to inflict electrical shock on animals under care of the person with the equipment. People found mistreating livestock will be prohibited from exhibiting, dismissed from the fairgrounds and ineligible to receive 4-H premiums and Champion Project Awards.
8. Animals that are uncontrollable or exhibiting vicious behavior will be dismissed from the show ring at the discretion of the superintendent. At the County Director and Show Director's discretion, animals may be dismissed from the fairgrounds for unsafe behavior.
9. **Exhibitors must wear appropriate attire when exhibiting animals.** A shirt with sleeves and a collar, or McLean County 4-H T-Shirt tucked in at the waist and closed-toed shoes will constitute appropriate attire. Shorts or V-Necks are not considered appropriate. Failure to conform to this rule will result in dismissal from the show ring at the discretion of the 4-H Extension Program Coordinator.
10. All animals must be shown in the judging ring by the owner unless otherwise authorized by the Show Director. **No one will be allowed in the show ring except exhibitors exhibiting, officers, superintendent or persons designated by officers of the 4-H Show.**
11. Each exhibitor must be on time in showing their animal. Class shows will not be delayed because of the absence of any exhibitor.
12. Each exhibitor will be directly responsible for keeping pens and stables clean and bedded. Feed, bedding, water pails, feed boxes, and other equipment must be furnished by the exhibitor and stored neatly. Exhibitors will also be responsible for tearing down pens and cleaning up their area after the fair.

13. Breed associations are entitled to two representatives in the show ring during the presentation of trophies.
14. **After unloading livestock, please park trailers north of the chain link fence on the north end of the fairgrounds. Trailers not parked in designated area by 11 p.m. on Wednesday, will be subject to towing.**
15. All exhibitors with livestock projects are required to use one of the following for bedding: shavings, sawdust, straw, or other material as approved by the show director.

4-H Livestock Show Rules and Regulations

Youth who are 8 years of age or have not reached their 19th birthday on or before September 1, 2024, may enroll in 4-H clubs. The class structure and show times will be the same for both the 4- H and Junior Show. Junior show class numbers appear in parenthesis immediately following the name of the 4-H class. Junior and 4-H Show classes will be called by Junior Show class numbers as the 4-H Shows classes are conducted (subclasses may be created to accommodate all exhibitors in a particular class). **4-H members are NOT automatically entered in the Junior Show; to be in the Junior Show all 4-H members must register online at www.mcleancountyfair.org, using the corresponding Junior Show class numbers. Likewise, enrolling in the Junior Show does not automatically enter a youth into the 4-H Show.** Rules for the 4-H Livestock Divisions will apply as outlined in this section. All animals in 4-H classes will be awarded an A, B, or C placing, premium and may be eligible for additional awards through the Champion Project Awards program. To be eligible for these awards youth MUST register for the 4-H Show by June 15 at <http://mclean4-fair.fairentry.com>.

2025 Exhibition County Fair Livestock Health Requirements:

<https://agr.illinois.gov/content/dam/soi/en/web/agr/animals/animalhealth/documents/2025%20County%20Fair%20Exhibition%20Health%20Requirements.pdf>

YQCA & QAEC

*4-H Exhibitors **MUST** complete livestock Youth for the Quality Care of Animals (YQCA) and Quality Assurance and Ethics (QAEC) **by June 1.***

YQCA:

For members enrolled in ***dairy cattle, beef cattle, swine, sheep, and goats***:

- The YQCA is a livestock quality assurance program that is replacing PQA.
- All 4-H exhibitors of these animals (shown above) will be required to certify in the YQCA program each year.
 - Youth can **certify online via the website <https://yqcaprogram.org/>**
 - The estimated cost for the **online training is \$12.**
 - ***Please know that this money goes directly to the YQCA organization.***
- The YQCA program is for youth ages 8–21.
- The online version is broken into age divisions as follows: juniors 8–11, intermediate 12–14, senior 15–18, and young adults 19–21.
- This certification is needed each year with test out options of 1–3 years.
- *Youth exhibiting swine at the Illinois State Fair and 4-H shows are no longer required to be PQA plus certified.*

QAEC:

For members enrolled in horse, poultry, rabbits, dogs, cats, and small pets.

- The Quality Assurance and Ethics (QAEC) training is required for youth in horses, rabbits, poultry, dogs, and cats.
- You only need to take it once in your lifetime.
- Those who don't complete the training will be removed from the animal science project and will not be eligible to exhibit at the McLean County 4-H Show & Jr. Show. The QAEC training can be accessed year-round in the Clover Academy section of the ZSuite Enrollment System. ZSuite can be accessed at <https://4h.zsuite.org/>. Families can access directions for completing the course at <https://qa.illinois.edu/TakeQAEC>.

McLean County Fair's Junior Show Rules and Regulations

Junior Show is overseen by the McLean County Fair Association, and not 4-H Extension.

The McLean County Fair's Junior Show is open to youth who reside in McLean County or belong to a McLean County 4-H Club, and who are 8 years of age and not yet 19 years of age on or before September 1, 2024. **Junior Show class numbers can be found in parenthesis immediately following the 4-H Class name. All entries must be made by the exhibitor online at www.mcleancountyfair.org. Premium checks can be picked up the day after the show at the ticket office. Enrolling in the Junior Show does not automatically enter a youth into the 4-H Show. 4-H Show entries must be made by June 15 at <http://mclean4-hfair.fairentry.com>.** Champion Project Awards are awarded by the 4-H Show, youth will not receive these awards if they are only enrolled in the Junior Show division. McLean County Fair has the authority to interpret and make changes to these rules after publication of the show book.

Premiums: McLean County Junior Show Livestock Classes

(The Jr. Show does not pay premiums for showmanship, game & costume, and championship classes.)

Department: Beef Cattle

Placing:	1st	2nd	3rd	4th	5th	6th	7th	8th	9th	10th
Premium:	\$30	28	26	24	22	20	18	16	14	12

Department: Dairy Cattle

Placing:	1st	2nd	3rd	4th	5th	6th	7th	8th	9th	10th
Premium:	\$30	28	26	24	22	20	18	16	14	12

Department: Sheep

Placing:	1st	2nd	3rd	4th	5th	6th	7th	8th	9th	10th
Premium:	\$15	14	13	12	11	10	9	8	7	6

Department: Swine

Placing:	1st	2nd	3rd	4th	5th	6th	7th	8th	9th	10th
Premium:	\$15	14	13	12	11	10	9	8	7	6

Department: Poultry

Placing:	1st	2nd	3rd	4th	5th	6th	7th	8th	9th	10th
Premium:	\$8	7.50	7	6.50	6	5.50	5	4.50	4	3.50

Department: Rabbits

Placing:	1st	2nd	3rd	4th	5th	6th	7th	8th	9th	10th
Premium:	\$8	7.50	7	6.50	6	5.50	5	4.50	4	3.50

Department: Horses, Ponies, Mules, and Donkeys**Placing Classes****(1701–1816):**

	1st	2nd	3rd	4th	5th	6th	7th	8th	9th	10th
Premium:	\$12	11	10	9	8	7	6	5	4.50	4

Department: Goats**Placing:**

	1st	2nd	3rd	4th	5th	6th	7th	8th	9th	10th
Premium:	\$12	11	10	9	8	7	6	5	4.50	4

All 4-H Awards will be awarded to McLean County 4-H

Premium-eligible members only. In the event a non-4-H entry places higher than a 4-H entry, the 4-H member will be given the award and be recognized as the award winner. If youth want to participate in both the 4-H Show and the Junior Show and be eligible for both shows awards, they MUST complete registration for both shows.

McLean County Proud

In an effort to support the McLean County Livestock industry, the McLean County Fair created and supports McLean County Proud. McLean County Proud recognition is available to qualifying animals in these divisions of the McLean County Fair Junior Show. All animals in pair/group classes must be Proud eligible to compete.

Beef	Dairy
Goats	Sheep
Swine	

To be eligible, the animal must:

**BE BORN IN McLEAN COUNTY
OR BORN UNDER THE OWNERSHIP OF A McLEAN COUNTY 4-H MEMBER
AND MUST BE MAINTAINED AND EXHIBITED BY AN EXHIBITOR IN THE McLEAN
COUNTY 4 - H SHOW.**

Proof of eligibility will be determined by registration certificate presented at the time of check in. Market animals and commercial breeding livestock that qualify for McLean County Proud recognition and do not have a registration certificate must prove eligibility by presenting a completed "McLean County Proud Eligibility Form" at check-in. The form is available at the McLean County Fair Office or can be downloaded from the McLean County Fair webpage at: www.mcleancountyfair.org/livestock

Awards for McLean County Proud

<u>Division</u>	1st	2nd	3rd	4th	5th	6th	7th	8th	9th	10th
Beef:	\$15.00	14.00	13.00	12.00	11.00	10.00	9.00	8.00	7.00	6.00
Dairy:	\$15.00	14.00	13.00	12.00	11.00	10.00	9.00	8.00	7.00	6.00
Goats:	\$6.00	5.50	5.00	4.50	4.00	3.50	3.00	2.50	2.25	2.00
Sheep:	\$7.50	7.00	6.50	6.00	5.50	5.00	4.50	4.00	3.50	3.00
Swine:	\$7.50	7.00	6.50	6.00	5.50	5.00	4.50	4.00	3.50	3.00



For Health Requirement Information:
 Illinois Department of Agriculture Bureau of Animal Health
 State Fairgrounds P.O. Box 19281
 Springfield, IL 62794-9281
 Phone (217)782-4944

Beef

Director Doug Boitnott
 Superintendents Curt Glaser, Greg Mohr
 Asst. Superintendents David Baer, Riley Lorenz, Anna Lyons, Treavor Taylor

Beef/Dairy Schedule

Tuesday, July 22

All animals must be in place 5 p.m.
 Check-in 5–6 p.m.

Thursday, July 24

Beef Market Show 9 a.m.
 Beef Breeding Show Following the Market Show
 Beef/Dairy Costume Show 5:30 p.m.

Friday, July 25

Dairy Show 9 a.m.
 Showmanship Classic 3 p.m.
 Livestock Check-Out 10 p.m.

Rules: (all beef classes)

- A. Any animal requiring more than one person to lead will not be shown.
- B. Tie outs will be allowed at superintendents' discretion. Exhibitor is responsible for gates and clean-up. Fans and generators deemed unsafe by superintendents, show directors, or 4-H staff will not be allowed.
- C. Artificial hair is not permitted.
- D. All animals must comply with general health and eligibility rules. In addition, all state fair rules related to animal care/preparation will be enforced.
- E. All animals must meet state fair breed eligibility requirements.
- F. **All livestock exhibitors must complete YQCA.** YQCA is for members enrolled in dairy cattle, beef cattle, swine, sheep, and goats. YQCA is a livestock quality assurance program that is replacing PQA. All 4-H exhibitors of these animals will be required to certify in the YQCA program each year. **Youth must certify online before June 1 at <https://yqcaprogram.org/>.** This certification is needed each year with a test out option of 1–3 years. Refer to pages 9–10 for additional YQCA info.

Beef/Dairy Costume Contest

See page 21 for details.

Beef Showmanship Contest

Open to anyone showing beef cattle except previous first place winners in their individual age groups in this class. Entry may be made when making all other show entries or when checking into ring.

Classes:

[4H-CS] Champion Beef Showmanship Junior Division: Ages 8–10

[4H-CS] Champion Beef Showmanship Intermediate Division: Ages 11–13

[4H-CS] Champion Beef Showmanship Senior Division: Ages 14 & Over

Beef Market Show

Rules:

A–F: See page 14

Additional rules for the following classes:

- G. Each exhibitor will be limited to a maximum of two entries per class.
- H. Animals must have been born after January 1, 2024.
- I. Each member will be responsible for weighing their own animal during check-in. Steers and Heifers will be shown by weight, divided into classes.
- J. Steers and Heifers must have been on the exhibitor's property by February 1, 2025 and have been tattooed by the end of February by the beef committee.
- K. Registration papers in 4-H member's name will be required on all purebred steers.
- L. Market heifers cannot be shown as a breed heifer in the breeding class.
- M. Calves will be mouthed at superintendent's request. Calves must have all milk teeth in place and no permanent teeth showing.
- N. Dairy steers cannot be crossbred, and the McLean County Pride Eligibility Form will be needed to validate breed purity.
- O. At Check in weight can be declared instead of weighing. If animal looks out of place the animal can be moved classes by the discretion of Show director and Superintendents.

Classes:

Dairy Steers (1001) – Champion [4H-CS]	Beef Market Heifers – Champion (1002) [4H-CS]
Angus (1003) – Champion [4H-CS]	Hereford (1004) – Champion [4H-CS]
Simmental (1005) – Champion [4H-CS]	Shorthorn (1006) – Champion [4H-CS]
All Other Breeds (1007) – Champion [4H-CS]	Crossbreds (1008) – Champion [4H-CS]

[4H-CS] Champion Purebred;

[4H-CS] Grand Champion Market Animal; Reserve Grand Champion Market Animal

Beef Breeding Show

Following beef market show

Rules:

A-E: See page 14 (all female classes)

Additional rules for the following classes:

- All heifers must be registered or recorded with respective breed associations.
- Exhibitors are limited to two entries per class.
- Calves must be shown according to their birthdate:
 - Junior Heifer born** Jan. 1–June 1, 2025
 - Senior Heifer Classes born** Sept. 1–Dec. 31, 2024
 - Summer Yearling born** July 1–Aug. 31, 2024
 - Junior Yearling born** May 1–June 30, 2024
 - Spring Yearling born** March 1–April 30, 2024
 - Winter Yearling born** Jan. 1–Feb. 28, 2024
 - Fall Yearling born** Nov. 1–Dec. 31, 2023
 - Senior Yearling born** Sept. 1–Oct. 31, 2023
 - 1st Calf Cow/Calf**
 - Aged Cow/Calf**
- Registration papers or transfer papers must show ownership by the exhibitor by June 1, 2025. Tattoos and registration papers will be checked during check-in.
- Calves in cow/calf classes must be born between September 1, 2024 and June 1, 2025 and must be led to the show ring with halters.

Additional rules for Commercial Breeding Heifer classes:

- Calves must be born after Jan. 1, 2024. Exhibitor ownership needed by June 1, 2025.
- Each exhibitor will be limited to two entries.
- At Check in weight can be declared instead of weighing. If commercial heifer looks out of place they can be moved classes by the discretion of Show director and Superintendents.
- Heifers must have all milk teeth in place and no permanent teeth showing.
- Commercial heifers will be weighed and mouthed ASAP following steer weigh-in.
- Commercial heifers will be shown by weight.

Classes:**Angus:**

Junior Heifer (1009)	Spring Yearling (1013)	1 st Calf Cow/Calf (1017)
Senior Heifer (1010)	Winter Yearling (1014)	Aged Cow/Calf (1018)
Summer Yearling (1011)	Fall Yearling (1015)	
Junior Yearling (1012)	Senior Yearling (1016)	

[4H-CS] Champion Angus Female

Simmental:

Junior Heifer (1019)	Spring Yearling (1023)	1 st Calf Cow/Calf (1027)
Senior Heifer (1020)	Winter Yearling (1024)	Aged Cow/Calf (1028)
Summer Yearling (1021)	Fall Yearling (1025)	
Junior Yearling (1022)	Senior Yearling (1026)	

[4H-CS] Champion Simmental Female**Shorthorn:**

Junior Heifer (1029)	Spring Yearling (1033)	1 st Calf Cow/Calf (1037)
Senior Heifer (1030)	Winter Yearling (1034)	Aged Cow/Calf (1038)
Summer Yearling (1031)	Fall Yearling (1035)	
Junior Yearling (1032)	Senior Yearling (1036)	

[4H-CS] Champion Shorthorn Female**Hereford:**

Junior Heifer (1039)	Spring Yearling (1043)	1 st Calf Cow/Calf (1048)
Senior Heifer (1040)	Winter Yearling (1045)	Aged Cow/Calf (1050)
Summer Yearling (1041)	Fall Yearling (1046)	
Junior Yearling (1042)	Senior Yearling (1047)	

[4H-CS] Champion Hereford Female**All Other Breeds:**

Junior Heifer (1051)	Spring Yearling (1055)	1 st Calf Cow/Calf (1059)
Senior Heifer (1052)	Winter Yearling (1056)	Aged Cow/Calf (1060)
Summer Yearling (1053)	Fall Yearling (1057)	
Junior Yearling (1054)	Senior Yearling (1058)	

[4H-CS] Champion All Other Breeds Female**Commercial Breeds:**

Commercial Breeding Heifer (1061)
Commercial Cow/Calf-Young (1062)
Commercial Cow/Calf-Aged Class (1063)

[4H-CS] Champion Commercial Female**[4H-CS] Grand Champion Female; Reserve Grand Champion Female****Beef Cattleman Award****Rules:**

This contest awards the cattleman who is not only knowledgeable about their beef project, but also displays the sportsmanship and attitude of a true champion.

Contestants will be evaluated equally on the following criteria:

- 1 A test will be given to 4-H members on their knowledge of the beef industry.
 - 2 An interview with the superintendents on the exhibitor's knowledge of their beef project.
 - 3 Observation of the care in which the 4-H members take of their animals and stalls.
- A All beef exhibitors are automatically entered in the Beef Cattleman contest.
- B A written test will be given during check-in. Interviews will be conducted on dedicated day at 5 p.m. by a panel of three judges, in the beef barn.
- C The top three cattleman will be awarded premiums in each Senior and Junior division. Division will be by age. There will be one top Senior Beef Cattleman and one top Junior Beef Cattleman. The winners will be announced during the Showmanship Classic.

Classes:

[4H-CS] Champion Junior Beef Cattleman

[4H-CS] Champion Senior Beef Cattleman

Dairy

Director Doug Boitnott
 Superintendents Deanna Burkhart, Brad Yoder, Brett Yoder
 Asst. Superintendents John Burkhart, Brian Fluty, Gerald Poppe, Abby Pyne, Emma Brandt

Rules:

- A Each exhibitor is limited to two entries in each class in this section.
- B All cattle, besides cattle in the Unrecorded Grade Dairy Division, must be purebred and registered. Animals whose pedigrees are not produced will not be allowed to show. Registration papers or transfers showing ownership must show ownership by exhibitor before the following dates:
Jan. 1, 2024 for two-year-old and aged cows; June 1, 2025 for all others.
- C Calving Dates of Animals:
Junior Heifer Calves born after March 1, 2025
Intermediate Heifer Calves born Dec. 1, 2024–Feb. 28, 2025
Senior Heifer Calves born Sept. 1, 2024 to Nov. 30, 2024
Summer Yearlings born June 1, 2024 to Aug. 31, 2024
Junior Yearlings born March 1, 2024 to May 31, 2024
Intermediate Yearlings born Dec. 1, 2023 to Feb. 28, 2024
Senior Yearlings born Sept. 1, 2023 to Nov. 30, 2023
2-Year-Old Cows born Sept. 1, 2022 to Aug. 31, 2023
Aged Cows born before Sept. 1, 2022
- D Unrecorded Grade classes not eligible for Grand Champion, Grand Jr. Champion, or Dairy Production Award.
- E **All livestock exhibitors must complete YQCA.** YQCA is for members enrolled in dairy cattle, beef cattle, swine, sheep, and goats. YQCA is a livestock quality assurance program that is replacing PQA. All 4-H exhibitors of these animals will be required to certify in the YQCA program each year. **Youth must certify online before June 1st at <https://yqcaprogram.org/>.** This certification is needed each year with a test out option of 1–3 years. Please refer to pages 9–10 for more information.

Ayrshire:

Classes:

Spring Calf (1101)	Winter Yearling (1106)
Winter Calf (1102)	Fall Yearling (1107)
Fall Calf (1103)	2-Year-Old Cows (1108)
Summer Yearlings (1104)	Aged Cows (1109)
Spring Yearling (1105)	

[4H-CS] Champion Ayrshire

Jersey:

Classes:

Spring Calf (1110)	Winter Yearling (1115)
Winter Calf (1111)	Fall Yearling (1116)
Fall Calf (1112)	2-Year-Old Cows (1117)
Summer Yearlings (1113)	Aged Cows (1118)
Spring Yearling (1114)	

[4H-CS] Champion Jersey

Guernsey:**Classes:**

Spring Calf (1119)

Winter Calf (1120)

Fall Calf (1121)

Summer Yearlings (1122)

Spring Yearling (1123)

Winter Yearling (1124)

Fall Yearling (1125)

2-Year-Old Cows (1126)

Aged Cows (1127)

[4H-CS] Champion Guernsey**Holstein:****Classes:**

Spring Calf (1128)

Winter Calf (1129)

Fall Calf (1130)

Summer Yearlings (1131)

Spring Yearling (1132)

Winter Yearling (1133)

Fall Yearling (1134)

2-Year-Old Cows (1135)

Aged Cows (1136)

[4H-CS] Champion Holstein**Milking Shorthorn:****Classes:**

Spring Calf (1137)

Winter Calf (1138)

Fall Calf (1139)

Summer Yearlings (1140)

Spring Yearling (1141)

Winter Yearling (1142)

Fall Yearling (1143)

2-Year-Old Cows (1144)

Aged Cows (1145)

[4H-CS] Champion Milking Shorthorn**Brown Swiss:****Classes:**

Spring Calf (1146)

Winter Calf (1147)

Fall Calf (1148)

Summer Yearlings (1149)

Spring Yearling (1150)

Winter Yearling (1151)

Fall Yearling (1152)

2-Year-Old Cows (1153)

Aged Cows (1154)

[4H-CS] Champion Brown Swiss**Unrecorded Grade Dairy:****Classes:**

Calves (1155)

Yearlings (1156)

1st Lactation Cows (1157)2nd Lactation + Cows (1158)**[4H-CS] Champion Unrecorded Grade**

[4H-CS] Supreme Champion Heifer; [4H-CS] Reserve Supreme Champion Heifer; [4H-CS] Supreme Champion Female; [4H-CS] Reserve Supreme Champion Female

Dam & Daughter**Classes:**

Dam & Daughter (1159)—all breeds. Both must be owned by exhibitor.

Best Pair of Females (1160)—all breeds. Both must be owned by exhibitor.

Dairy Showmanship Contest

Open to anyone showing dairy cattle except previous first place winners in their individual age groups in this class. Entry may be made when making all other show entries or when checking into the ring.

Classes:

[4H-CS] Champion Dairy Showmanship Junior Division: Ages 8-10

[4H-CS] Champion Dairy Showmanship Intermediate Division: Ages 11-13

[4H-CS] Champion Dairy Showmanship Senior Division: Ages 14 & Over

[4H-CS] Champion Dairy Herdsman

Best Udder

Rules:

- A. Each exhibitor limited to two entries in this class. **NOTE:** only one entry will receive a premium per class.
- B. All dairy breeds may compete. Cows must also show in their own breed classes.
- C. The judge may call for a milk-out if necessary.

Class:

[4H-CS] Champion Best Udder (1161)

Dairy Production Awards

Rules:

- A. Each exhibitor is limited to two entries in this class. **NOTE:** only one entry will receive a premium.
- B. Production awards based on DHI, or owner sampler records will be presented in each breed to encourage the selection for high production and its relationship to good type and to illustrate the importance of milk production records.
- C. To qualify, production records (the most recent DHI 220 Monthly Report and, if available, the most recent DHI 103 Pedigree and Performance Evaluation) must be presented to dairy superintendent when animals are checked in on dedicated day.
- D. The animal must have a projected actual milk and be shown in its own breed class. Awards will be presented in each breed. In addition, a dairy production award and reserve will be awarded based on a comparison to breed averages.
- E. The 4-H Champion Project Award for the following classes is [4H-CS]

Classes:

Ayrshire (1162)

Guernsey (1163)

Shorthorn (1164)

Unrecorded Grade (1165)

Jersey (1166)

Holstein (1167)

Brown Swiss (1168)

Champion Dairy Production Award – [4H-CS]

Beef/Dairy Cattle Costume Contest

Rules:

- A.** Entries and description forms of costume must be given to superintendent by 7 p.m. on Wednesday of show week.
- B.** Entries will be open to any 4-H member exhibiting in the Beef & Dairy classes. All 4-H members are limited to cattle exhibited in the Beef & Dairy classes.
- C.** The costume class will be judged on attractiveness, originality, theme, and manner in which cattle and cattle products are promoted in the theme. A live beef or dairy animal must be part of the presentation. Class winners will receive a **[4H-CS]**.

Classes:

[4H-CS] Champion Beef/Dairy Cattle Costume Junior Division: Ages 8–10

[4H-CS] Champion Beef/Dairy Cattle Costume Intermediate Division: Ages 11–13

[4H-CS] Champion Beef/Dairy Cattle Costume Senior Division: Ages 14 & Over

Goats

Director	Kenzie Kraft
Superintendent	Katie Rader
Asst. Superintendent	Lorey Morefield, Malisa Kraft, Carrie Schwoerer

Goats Schedule

Tuesday, July 22

Exhibitor Meeting	5 p.m.
Goat Check-in and Weigh-in	5–7 p.m.
Milking Competition Milk Out	7 p.m.

Wednesday, July 23

Milking Competition	7 a.m. & 7 p.m.
Meat Goat Show	12 p.m.
Goat Costume Entry Forms Due	7 p.m.

Thursday, July 24

Master Goat Herdsman Contest	1 p.m.
Goat Peewee Showmanship	4 p.m.
Goat Costume Show	5:30 p.m.

Friday, July 25

Dairy Goat Show	9 a.m.
Showmanship Classic	3 p.m.
Livestock Released	10 p.m.

Goat Rules

Rules:

The following rules apply to all goat classes:

- A. All goats will be checked in at the pens and verified to be in the correct breed classes at that time. Health papers and Mclean County Pride forms will be collected at time of check in.
- B. **Animals that are owned must have been on exhibitor's property by June 1 of the current year. If animal is leased, then the lease agreements must be turned in before June 1 of the current year. Lease Form: <https://go.illinois.edu/GoatSheepandLlamaLeaseForm>**
- C. Each exhibitor is limited to a maximum of 12 head, with no more than two entries in each class in this section.
- D. **NOTE:** only one entry will receive a premium per class.
- E. **Bucks over the age of 6 months** will not be allowed on the grounds.
- F. **If any buck, regardless of age, exhibits behavior or temperament that raises safety concerns** for show directors or staff, the owner may be required to remove the buck from the premises immediately.
- G. Wethers should show **no** evidence of testicular matter. Wethers will be inspected during check in and any wethers showing evidence of testicular matter will be sent home.
- H. Age of goats is determined by date of show.
- I. All goats must have permanent, identifying, legible tattoo, tag, or microchip. If microchips are used, exhibitor must provide their own microchip reader. Tattoo, tag or microchip number will be recorded at check-in.

- J. Health regulations as outlined in health rules (page 14) will be strictly enforced. All exhibitors are required to examine their goats, prior to arrival at stands for contagious ailments especially sore mouth, ringworm, and active abscesses. Certificates of Veterinary Inspection are required.
- K. Split classes will be posted before the show. Wether class splits will be determined by weight. Weigh-in date and time will be in the show schedule.
- L. Exhibitors must wear appropriate attire when exhibiting animals. A shirt with sleeves and a collar, or McLean County 4-H T-Shirt tucked in at the waist and closed-toed shoes will constitute appropriate attire. Shorts are not considered appropriate. Failure to conform to this rule will result in dismissal from the show ring at the discretion of the Show Director.
- M. Each exhibitor must be on time in showing their animal. Class shows will not be delayed because of the absence of any exhibitor.
- N. **All Boer appearing goats will show in the Boer division.**
- O. **All livestock exhibitors must complete YQCA.** YQCA is for members enrolled in dairy cattle, beef cattle, swine, sheep, and goats. YQCA is a livestock quality assurance program that is replacing PQA. All 4-H exhibitors of these animals will be required to certify in the YQCA program each year. **Youth must certify online before June 1st at <https://yqcaprogram.org/>.** This certification is needed each year with a test out option of 1–3 years. Please refer to pages 9–10 for more info.

Master Goat Herdsman Award

Rules:

- A. Open to all Goat exhibitors.
- B. The judging will be based on the following.
- C. This contest has been originated to award the Goat Herdsman who is both knowledgeable about their goat project and displays the sportsmanship and attitude of a true champion. Contestants will be evaluated on the following criteria.
 - a. 25% on an informal interview concerning knowledge of goat project, approved health practices, and lessons learned from project.
 - b. 25% on time spent in goat barn.
 - c. 25% for participation in all goat activities.
 - d. 15% on show-ring presence, assistance to other exhibitors, and assistance to show personnel.
 - e. All participants that assist with fair set-up will receive a ten percent bonus in competition points.
- D. Interviews will be conducted at 1 p.m. on the date assigned by a panel of 3 judges in the goat barn.
- E. A senior and junior division will be selected. Division will be by age.

Classes:

[4H-CS] Champion Senior Master Goat Herdsman

[4H-CS] Champion Junior Master Goat Herdsman

Goat Costume Class

Rules

1. All participants must enter by June 15, on <http://mclean4-hfair.fairentry.com>, under the class names listed below.
2. All contestants must attend a meeting at 5 p.m. on Wednesday, July 23.
3. Description forms of costume must be given to superintendent by 7 p.m. on Wednesday, July 23.
4. Entries will be open to any 4-H member exhibiting in the above goat classes. All 4-H members are limited to goat exhibiting in the above goat classes. Either meat or dairy goat is acceptable.
5. The costume class will be judged on attractiveness, originality, theme, and manner in which goats and goat products are promoted in the theme. A live goat must be part of the presentation. Class winners will receive a **[4H-CS]**.

Classes:

[4H-CS] Champion Goat Costume Junior Division—Ages 8–10

[4H-CS] Champion Goat Costume Intermediate Division—Ages 11–13

[4H-CS] Champion Goat Costume Senior Division—Ages 14 & Over

Dairy Goat Show

Dairy Goat Show order will be all other purebreds and unrecorded grades

Rules: (For additional rules, see pages 22-23.)

- A. All dairy goats (except unrecorded grades) to be exhibited in breeding classes are to be purebred and registered with the association of their respective breeds.
- B. All animals (except unrecorded grades) must be accompanied by registration papers and have a tattoo if breeding association so requires. Photocopies of registration papers are not acceptable.
- C. The dairy goat show will be shown by breeds, with the three breeds that have the greatest number of entries receiving their own division. The remaining breeds will be shown in a AOB (All Other Breeds) division. The Unrecorded Grade goats will be shown as another division.
- D. Division Champions and Reserve Champions will receive **4H-SC** awards.
- E. Division Champion and Reserve Champions will compete for Grand Champion and Reserve Grand Champion Dairy Doe.
- F. All unrecorded females will be shown together.

Dairy Goat Show

Classes:

Recorded

Wether born on or after Jan. 1, 2025 (**1900**) Jr.

Sr. Kids born Jan. 1–Feb. 28 (**1903**) Dry Yearlings (**1904**)

Kids born April or later (**1901**)

Int. Kids born March 1-31 (**1902**)

Unrecorded Grade

Wether born on or after Jan. 1, 2025 (**1905**) Jr.

Sr. Kids born Jan. 1–Feb. 28 (**1908**) Dry Yearlings (**1909**)

Kids born April or later (**1906**)

Int. Kids born March 1–31 (**1907**)

[4H-CS] Champion & Reserve Champion Dairy Wether

Recorded

Milking Yearlings (**1910**)

Milking Doe, 3 yrs. & under 5 yrs. old (**1912**)

Milking Doe, 2 yrs. & under 3 yrs. Old (**1911**) Best

Milking Doe, 5 yrs. & older (**1913**)

Udder (**1914**)

Jr. Buck, 0-3 Months (**1915**)

Int. Buck, 3-6 Months (**1916**)

Unrecorded Grade

Milking Yearlings (**1917**)

Milking Doe, 3 yrs. and under 5 yrs. old (**1918**)

Milking Doe, 2 yrs. and under 3 yrs. old (**1919**)

Milking Doe, 5 yrs. and older (**1920**)

Jr. Buck, 0-3 Months (**1921**)

Int. Buck, 3-6 Months (**1922**)

Best Udder (**1923**)

[4H-CS] *Division Champion & Reserve Champion Doe*
[4H-CS] *Grand & Reserve Grand Champion Dairy Buck*
[4H-CS] *Grand & Reserve Grand Champion Dairy Doe*

Milking Competition Class

Rules: (For additional rules, see pages 22-23.)

- F. Exhibition limited to two entries per exhibitor in the milking competition class.
- G. Does will be milked dry at 7 p.m. on Tuesday, July 22. Animals must be brought to the superintendents at the Goat milking area to be checked. Milk taken from does at 7 a.m. and 7 p.m. on Wednesday, July 23 will be weighed for competition purposes.
- H. Exhibitors must milk their own animals.
- I. Milking machines will be allowed, but a time limit of 10 minutes will be enforced.

Classes:

Champion Dairy Goat Milking Competition – Recorded (1924)
Champion Dairy Goat Milking Competition – Unrecorded (1925)

Dairy Goat Showmanship

Open to anyone showing dairy goats. Previous first place winners in their individual agegroups move up one class. Master showman class is made up from individual class winners and previous showmanship winners. Entry may be made when making all other show entries or when checking into the ring.

Classes: [4H-CS]

Champion Dairy Goat Showmanship Junior Division—Ages 8-10
Champion Dairy Goat Showmanship Intermediate Division—Ages 11-13
Champion Dairy Goat Showmanship Senior Division—Ages 14 & Over
Champion Master Dairy Goat Showmanship

Meat Goat Show

Meat Goat Show order will be Pygmy, Boer, and AOB.

Meat Goat Show – Wednesday, July 23 at 12 p.m.

Rules: (For additional rules, see pages 22-23.)

J. No Boer goats allowed to be shown in the All-Other Breeds Classes.

Meat Goat Show: Pygmy

Classes: Wether—Under 12 months (1926) Wether—12 months and older (1927)

[4H-CS] Grand Champion & Reserve Grand Champion Pygmy Wether

Jr. Kids—under 6 months (1928)

Int. Kids—6 to 9 months (1929)

Sr. Kids—over 9 months (1930)

Dry Yearlings (1931)

[4H-CS] Champion & Reserve Champion Pygmy Jr. Doe

Freshened Yearlings (1932)

Doe 2–3 yrs. old (1933)

Does 4 yrs. and older (1934)

Jr. Bucks 0–3 months (1935)

Int. Bucks 3–6 months (1936)

[4H-CS] Champion & Reserve Champion Pygmy Sr. Doe

[4H-CS] Grand & Reserve Grand Champion Pygmy Doe

[4H-CS] Grand & Reserve Grand Champion Pygmy Buck

Meat Goat Show: Boer

Classes:

Wether—Under 12 months (1937)

Wether—12 months and older (1938)

[4H-CS] Grand Champion & Reserve Grand Champion Boer: Wether

Jr. Kids—under 6 months (1939)

Int. Kids—6 to 9 months (1940)

Sr. Kids—over 9 months (1941)

Dry Yearlings (1942)

[4H-CS] Champion & Reserve Champion Boer: Jr. Doe

Freshened Yearlings (1943)

Doe 2–3 yrs. old (1944)

Doe 4 yrs. and older (1945)

Jr. Bucks 0–3 months (1946)

Int. Bucks 3–6 months (1947)

[4H-CS] Champion & Reserve Champion Boer: Sr. Doe

[4H-CS] Grand & Reserve Grand Champion Boer: Doe

[4H-CS] Grand & Reserve Grand Champion Boer: Buck

Meat Goat Show: All Other Breeds/Crossbreeds

No Boer appearing goats

Classes:

Wether—Under 12 months (1948) Wether—12 months and older (1949)
[4H-CS] Grand Champion & Reserve Grand Champion All Other Breeds/Crossbreeds Wether

Jr. Kids—under 6 months (1950) Int. Kids—6 to 9 months (1951)
 Sr. Kids—over 9 months (1952) Dry Yearlings (1953)

[4H-CS] Champion & Reserve Champion All Other Breeds/Crossbreeds Jr. Doe

Freshened Yearlings (1954) Doe 2–3 yrs. old (1955)
 Doe 4 yrs. and older (1956) Jr. Bucks 0–3 months (1957)
 Int. Bucks 3–6 months (1958)

[4H-CS] Champion & Reserve Champion All Other Breeds/Crossbreeds Sr. Doe

[4H-CS] Grand Champion & Reserve Grand Champion All Other Breeds/Crossbreeds Buck

[4H-CS] Grand & Reserve Grand Champion All Other Breeds/Crossbreeds Doe

[4H-CS] Grand and Reserve Grand Champion Meat Goat Wether

[4H-CS] Grand and Reserve Grand Champion Meat Goat Doe

[4H-CS] Grand and Reserve Grand Champion Meat Goat Buck

Meat Goat Showmanship

Open to anyone showing meat goats. Previous first place winners in their individual age groups move up one class. Master showman class is made up from individual class winners and previous showmanship winners. Entry may be made when making all other show entries or when checking into the ring.

Classes: **[4H-CS]**

Champion Meat Goat Showmanship Junior Division—Ages 8–10

Champion Meat Goat Showmanship Intermediate Division—Ages 11–13

Champion Meat Goat Showmanship Senior Division—Ages 14 & Over

Champion Master Meat Goat Showmanship

Peewee Showmanship

Peewee Showmanship is a “Just for Fun” activity for youngsters ages 3–7 (who are not eligible to be a registered 4-H member), as of the day of the show. The following rules will be observed:

1. This activity is for youngsters ages 3 to 7 years old (who are not eligible to be a registered 4-H member), as of the day of the show.
2. Exhibitors will show a goat from a 4-H member who will also be shown in a breed class at the 4-H show and a 4-H member must be present in the ring to assist.
3. This is a non-competitive “Just for Fun” event.
4. All exhibitors will receive a ribbon and prize, with no placing or winners announced.
5. A “judge” will visit with the exhibitor asking general questions such as “What is your animal’s name,” “What kind of animals is this?” or “What does this animal eat?”
6. Exhibitors may have their pictures taken with the animals following the show.
7. Sign up must be done by end of day Thursday, July 24.
8. Participants must wear proper shoes and pants on day of show.

Classes:

Peewee Showmanship Ages 3–5

Peewee Showmanship Ages 6–7

Horses & Pony

Director	Shannon Killion
Western Superintendent.....	Morgan Carroll
English, Dressage, and Jumping Superintendent.....	Kelsey Peterson
Games/Costume Superintendent.....	Marissa Rager

The McLean County Fair Horse Show is not a member of USEF or AQHA; however, this show will use these organization's rulebooks as a GUIDE.

Horses will be categorized as stock and non-stock. Horses do not need to be registered to qualify as stock or non-stock. Stock horses are Quarter, Paint, or Appaloosa-type animals. Non-stock horses are Thoroughbred, Arabian, Morgan, Saddlebred, Tennessee Walkers, Warmbloods, gaited horses, and draft horses.

The Horse Director (after consultation with the county veterinarian), may excuse animals from the fairgrounds if their appearance (overall health and body condition) is not appropriate for exhibition, with additional permission from the Show Committee Chair and Extension County Director. If, after veterinarian examination it is determined that it is in the animal's best interest to not be exhibited (prior to or during the show), the Horse Director MAY allow the horse to be replaced. In addition, training methods and devices, which could be considered inhumane, should not be used during the show week.

Rules:

- A. **For the 4-H Show, exhibitors must meet all requirements of annual enrollment by May 1, 2025. Additionally, youth must complete 4-H Show registration on <http://mclean4-hfair.fairentry.com>. County Lease and Ownership forms need to be on file at the McLean Extension Office by June 15, 2025.**
- B. **NOTE: State Fair Ownership and Lease forms are due to the Extension Office by May 1, 2025.**
- C. Each exhibitor is limited to one entry in each eligible class and one halter class per animal.
- D. **All exhibitors are permitted to show up to 2 animals. Exhibitors are not allowed to enter more than one animal in each class. The exhibitor must have written documentation providing ownership or lease of the animal being shown.**
- E. **SHARE LEASING A HORSE: TWO "non-related" exhibitors can share-lease a horse. MORE THAN TWO exhibitors can share-lease a horse if they are siblings OR the lease is approved by the Horse Show Director. Only ONE ownership/lease form needs to be completed on a shared animal. Ownership/Lease forms are due on June 15.**
- F. All animals must be stalled individually. (Exception: Miniatures under 38" may be stalled together.)
- G. Special stalling requests must be made to the Horse Director by June 30. 4-H Club Leaders will assist Horse Director with stall assignments within a club. Stalls may not be rearranged outside of club groupings after set-up day. Club leaders are responsible for stall assignments within their group. If a horse is scratched from the show that reserved stall space will be reassigned by the Horse Director at the end of horse check-in. Do not place any tack, bedding, or hay in stalls which are unlabeled or assigned to horses which are not brought to the show. Do NOT move cards once they are stapled. All stalls must be completely cleaned on check-out day.
- H. Exhibitors must have current original or photocopy of negative Coggins Test for each animal at check-in and be kept by the exhibitor at the grounds at all times.
- I. Each horse, pony, mule, or donkey becomes one year older on January 1, regardless of its natural birthdate.

-
- J. No foals or stallions of any age will be allowed on the grounds.
 - K. If registration papers are provided, horse shows as "Pure-Bred". A purebred horse with no papers must be shown as "Grade."
 - L. Ponies are categorized as follows: English – 58" and under; Western – 56" and under. (Ponies are NOT young horses.) Ponies will be measured at check-in. Ponies three years old and under will be measured each year.
 - M. Donkeys and mules may be shown in pony or horse classes as qualified.
 - N. Exhibitor must lead horse from barn to designated mounting area.
 - O. The following divisions are offered: English/Dressage, Western, Showmanship, Trail, and Jumping. The following exhibitor levels are used in each division (except jumping):
 - P. **Exhibitors** may show at different levels in each of the five divisions: English/Dressage, Western, Showmanship, Trail, and Jumping, but may NOT show at different levels WITHIN a division (Example: An exhibitor may be a Novice at Showmanship, a Horseman in English, and then could not be a novice in Dressage, as it must match the English Level). An exhibitor who shows at the Walk-Trot level (except trot only jumping, trot barrels, poles, and Texas Rollback) may not enter any other class, game, or division requiring lope, canter, or gait.
 - 1) **Walk-Trot** (not used in Showmanship division)
 - 2) **Novice** (has not won two first placings at this level)
 - 3) **Horseman/Horsemaster**
 - Q. Exhibitors may not show in both a Western Pleasure and a Ranch Horse Pleasure class with the same animal.
 - R. All jumping exhibitors are limited to three jumping classes, i.e., one Hunter over Fences, one Equitation over Fences, and one Hunter Hack.
 - S. Walk-Trot and Novice exhibitors may elect to show holding the reins with two hands, regardless of the age of the horse.
 - T. SEI-ASTM labeled approved helmet (inspected at check-in) with harness affixed, will be required for all riders 21 years of age and under. Boots with heels, helmets, and long pants/breeches, will be required for all exhibitors while mounted or driving at any time during the fair. (EXCEPTION: If the horse is being led during costume class, this rule will not apply.)
 - U. Each horse may only be ridden or worked by that horse's exhibitor or owner, that exhibitor's immediate family, or an adult (over 18 yrs.) instructor or superintendent.
 - V. Jump vests are acceptable during any jumping classes.
 - W. Each 4-H exhibitor is responsible for keeping their area by their stall neat and clean, including the wash rack after use. No off-rack bathing of animals. Animals must be bathed in designated wash area only. Please keep the wash rack area clean!
 - X. Classes may be combined or deleted at Horse Director's discretion.
 - Y. All decisions of the judges are final. Questions must be directed to the superintendent in charge that day. They may decide whether to approach the judge with question. Exhibitors and parents should NOT question the judge without the superintendent or Show Director present.
 - Z. No bareback or riding double allowed at any time during the fair week. (Unless the gaming superintendent chooses a game requiring it)
 - AA. Speed Game Exhibitors must be at the Horseman or Horsemaster level in the English or Western Division.

-
- BB.** Speed game participants are to proceed from the warmup area to the show arena, the exhibitor must lead or ride their horse at a WALK. Escort may be used.
- CC.** Walk-Trot rule applies to all classes except speed events and jumping.
- DD.** All classes (except Game Divisions ex. egg & spoon, costume classes, etc.) are eligible for a Best of Class champion award. **Youth must be enrolled in 4-H and registered for the McLean County 4-H Show on <http://mclean4-hfair.fairentry.com> to receive these awards.** Champion Award dollar amounts for division champions are indicated by **[4H-CS]**.
- EE.** The online 4-H QAEC is required for all youth who enroll in the following animal science projects: horse, poultry, rabbits, dogs, cats, small pets, and all Animal Science poster projects. ***Failure to complete QAEC by June 1 will result in the member's animal science project enrollment being canceled and they will be ineligible to exhibit in the McLean County 4-H Show and Illinois State Fair.*** The QAEC training can now be accessed in the Clover Academy section of the ZSuite Enrollment System. ZSuite can be accessed at <https://4h.zsuite.org/>. Families can access directions for completing the course at <https://qo.illinois.edu/TakeQAEC>. The QAEC training is a once in a lifetime training, if you have completed it for all the species that you will show you do not need to take it again.

Wednesday, July 23, 2025

Starting at 8 a.m.

Non-Stock Halter

Classes: *(Refer to Rules section for definition of Non-stock horses)*

Mixed Breed or Grade Mares (1701)
 Purebred Mares (1702)
 Mixed Breed or Grade Geldings (1703)
 Purebred Geldings (1704)
 Pony Mares (1705)
 Pony Geldings (1706)

Non-stock Halter Championship (1st & 2nd place winners in 1701 thru 1706 qualify)
Champion [4H-CS]; Reserve [4H-CS]

English Showmanship

(No English showmanship class is eligible for Jr. Show)

Classes:

Assisted Riding Class (1707)
 Horseman/Horsemaster [all ages] (1708)
 Novice [exhibitor ages 14–18] (1709)
 Novice [exhibitor ages 8–13] (1710)

English Showmanship Championship (1st & 2nd place winners in 1708 thru 1710 qualify)
Champion [4H-CS]; Reserve [4H-CS]

Beginner English Showmanship – [ages 8–10] (1711)

Hunt Seat Pleasure

Classes:

Assisted Riding Class (1712)
 Ponies [all ages] (1713)
 Horseman/Horsemaster [all ages] (1714)
 Novice [exhibitor ages 14–18] (1715)
 Novice [exhibitor ages 8–13] (1716)

Hunt Seat Pleasure Championship (1st & 2nd place winners in 1713 thru 1716 qualify)
Champion [4H-CS]; Reserve [4H-CS]

Horse – Walk/Trot [all ages] (1717)

Classes:

Hunt Seat Equitation

Classes:

- Assisted Riding Class (1718)
- Gaited Horse Walk & Favorite Gait (all ages)
(*Optional tack. Favorite gait may be trot or canter/lope*) (1719)
- Horseman/Horsemaster [all ages] (1720)
- Novice [exhibitor ages 14–18] (1721)
- Novice [exhibitor ages 8–13] (1722)

Hunt Seat Equitation Championship (1st & 2nd place winners in 1719 thru 1722 qualify)
Champion [4H-CS]; Reserve [4H-CS]

- Walk-Trot [all ages] (1723)

Dressage

Classes:

- 2019 USDF Introductory Level Test A Walk-Trot [all ages] (1724)
- 2019 USDF Introductory Level Test B Walk-Trot [all ages] (1725)
- 2019 USDF Introductory Level Test C Novice [all ages] (1726)
- 2019 US Equestrian Training Level Test 1 Novice [all ages] (1727)
- 2019 US Equestrian Training Level Test 2 Horseman/Horsemaster [all ages] (1728)
- 2019 US Equestrian Training Level Test 3 Horseman/Horsemaster [all ages] (1729)
- 2022 WDAA Western Dressage Intro Test 1 Walk-Trot [1730]
- 2022 WDAA Western Dressage Basic Test 1 Novice [1731]
- 2022 WDAA Western Dressage Level 2 Test 1 Horseman/Horsemaster [1732]

Jumping

(BEGINNER jumping exhibitors may only show in classes 1733–1735.)

Jumping Classes 1747 and up are based on horse/rider combination. If an exhibitor who showed previously at a higher level has a different horse, they may enter at a lower height. Exhibitors moving up to a higher jump height must demonstrate skills at warm-up time to be approved by English Superintendent for their class. English Superintendent has discretion to move exhibitor to an appropriate class for skill level. There is no “2 wins – must move up” rule for jumping classes.

Classes:

- Beginner Hunter Hack – cross rails 12-18" – Trot only (1733)
- Beginner Hunter over Fences – cross rails 12-18" – Trot only (1734)
- Beginner Equitation over Fences – cross rails 12-18" – Trot only (1735)
- Novice Hunter Hack – cross rails 18" (1736)
- Novice Hunter over Fences – cross rails 18" (1737)
- Novice Equitation over Fences – cross rails 18" (1738)
- Intermediate Hunter Hack at 2' (1739)
- Intermediate Hunter over Fences at 2' (1740)
- Intermediate Equitation over Fences at 2' (1741)

Horse Show Games

(Games are NOT Jr. Show Eligible and do NOT receive 4-H Champion Project Awards)

Classes:

- Parent/Child – Novice, Horseman/Horsemaster. (Grandparent or guardian may participate in place of parent.) This class requires riders to perform at all three gaits. Not eligible for premium money. (1742)
- Parent/Child—Walk/Trots same as above (1743)
- Egg & Spoon—Horseman/Horsemaster (1744)
- Egg & Spoon—Novice [All ages] (1745)
- Egg & Spoon—Walk/Trot [All ages] (1746)

Thursday, July 24, 2025

Starting at 8 a.m.

Stock Halter Ponies or Donkeys

(Refer to Rules section for definition of Stock horses)

Classes:

- Ponies or Donkeys 50" and under mares [1747]
- Ponies or Donkeys 50" and under geldings [1748]
- Ponies or Donkeys 51" to 53" mares (1749)
- Ponies or Donkeys 51" to 53" geldings (1750)
- Ponies or Donkeys 54" to 56" mares (1751)
- Ponies or Donkeys 54" to 56" geldings (1752)

Stock Halter Championship – Ponies and Donkeys (1st & 2nd place winners in 1747 through 1752 qualify) **Champion [4H-CS]; Reserve [4H-CS]**

Stock Halter

(Refer to Rules section for definition of Stock horses)

Classes:

- Stock Mixed Breed or Grade Mares (1753)
- Stock Purebred Mares (1–3 years) (1754)
- Stock Purebred Mares (4–8 years) (1755)
- Stock Purebred Mares (9 years and over) (1756)
- Stock Mixed Breed or Grade Geldings (1757)
- Stock Purebred Geldings (1–3 years) (1758)
- Stock Purebred Geldings (4–8 years) (1759)
- Stock Purebred Geldings (9+ years) (1760)

Stock Halter Championship—Stock Mixed Breed, Grade, or Purebred Mares/Geldings (1st & 2nd place winners in 1753 through 1760 qualify) **Champion [4H-CS]; Reserve [4H-CS]**

Western Showmanship

(Western Showmanship classes are NOT eligible for Jr. Show)

Classes:

Assisted Riding Class (1761—Not eligible for Jr. Show)
 Horseman/Horsemaster [All ages] (1762—Not eligible for Jr. Show)
 Novice [exhibitor ages 14–18] (1763—Not eligible for Jr. Show)
 Novice [exhibitor ages 8-13] (1764—Not eligible for Jr. Show)

Western Showmanship Championship (1st & 2nd place winners in 1762 through 1764 qualify)
Champion [4H- CS]; Reserve [4H-CS]

Beginner Western Showmanship [exhibitor ages 8–10] (1765)

Western Horsemanship

Classes:

Assisted Riding Class (1766)
 Horseman/Horsemaster [all ages] (1767)
 Novice [exhibitor ages 14–18] (1768)
 Novice [exhibitor ages 8–13] (1769)

Western Horsemanship Championship (1st & 2nd place winners in 1767 through 1769 qualify)
Champion[4H-CS]; Reserve [4H-CS]

Walk-Trot [all ages] (1770)

Western Pleasure

Classes:

Assisted Riding (1771)
 Junior Horse or Pony (snaffle, bosal, and full bridle permitted) – five years and under [all ages] (1772)
 Pony [all ages] (1773)
 Horseman/Horsemaster [all ages] (1774)
 Novice [exhibitor ages 14–18] (1775)
 Novice [exhibitor ages 8–13] (1776)
 Non-stock Horse – Horseman/Horsemaster [all ages] (1777)
 Non-stock Horse – Novice [all ages] (1778)

Western Pleasure Championship. (1st & 2nd place winners in 1772 through 1778 qualify)
Champion[4H-CS]; Reserve [4H-CS]

Walk/Trot – [all ages] (1779)

Ranch Horse Pleasure Riding

(May not show in any Western Pleasure Class)

Classes:

Horseman/Horsemaster [all ages] (1780)

Novice [all ages] (1781)

Ranch Horse Riding Championship (1st and 2nd place winners in 1780 through 1781 qualify)
Champion[4H-CS]; Reserve [4H-CS]

Pattern Riding and Reining

Classes:

Pattern Riding (simple lead changes allowed)—Horseman/Horsemaster [all ages] (1782)

Reining—Horseman/Horsemaster [all ages] (1783)

Horse Show Games

(Games are NOT Jr. Show Eligible and do NOT receive 4-H Champion Project Awards)

Classes:

"Surprise Class" 4-H members enter at the show—No premium (1784)

Alumni/Superintendent class enter at the show—No premium (1785)

Friday, July 25, 2025

Starting at 8 a.m.

Trail

Classes:

Horseman/Horsemaster—optional tack [all ages] (1786)

Walk-Trot and Novice—optional tack [exhibitor ages 14-18] (1787)

Walk-Trot and Novice—optional tack [exhibitor ages 8-13] (1788)

(In Hand) [All ages] (1789)

Assisted Riding Class (1790)

Trail Championship (Highpoint in 1786 through 1789)
Champion[4H-CS]; Reserve [4H-CS]

Horse Show Game – Trot Games

Trot Games are NOT Jr. Show Eligible

Classes:

Trot games must match level in Western, Walk-Trot, Novice, Horsemand and Horsemaster division

- Trot Barrels—Horseman/Horsemaster [all ages] (1791 Not Jr. Show eligible)
- Trot Barrels—Novice/Walk-Trot [exhibitor ages 14–18] (1792 Not Jr. Show eligible)
- Trot Barrels—Novice/Walk-Trot [exhibitor ages 8–13] (1793 Not Jr. Show eligible)
- Trot Poles—Horseman/Horsemaster [all ages] (1794 Not Jr. Show eligible)
- Trot Poles—Novice/Walk-Trot [exhibitor ages 14–18] (1795 Not Jr. Show eligible)
- Trot Poles—Novice/Walk-Trot [exhibitor ages 8–13] (1796 Not Jr. Show eligible)
- Trot Texas Rollback—Horseman/Horsemaster [all ages] (1797 Not Jr. Show eligible)
- Trot Texas Rollback—Novice/Walk-Trot [exhibitor ages 14–18] (1798 Not Jr. Show eligible)
- Trot Texas Rollback—Novice/Walk-Trot [exhibitor ages 8–13] (1799 Not Jr. Show eligible)

Horse Show Games

Starting at 4 p.m. on Friday, July 25.

- Costume [exhibitor ages 8–13] (1800)
- Costume [exhibitor ages 14–18] (1801)
- Group Costume—Groups of three or more [all ages] (1802)

Horse Show Games: Speed Games

Starting at 6pm on Friday, July 25th.

Speed Games are NOT Jr. Show Eligible. Show Attire Required.

Trot games exhibitors MAY NOT show in speed games.

Speed class warm up/exhibition runs, immediately following trot poles, must be entered in classes 1818–1825. Ones exhibitor at a time and only 3 attempts on each pattern.

Classes:

- Barrel Race—Horseman/Horsemaster [ages 14–18] (1803—Not Jr. Show eligible)
- Barrel Race—Horseman/Horsemaster [ages 8–13] (1804—Not Jr. Show eligible)
- Flags—Horseman/Horsemaster [ages 14–18] (1805—Not Jr. Show Eligible)
- Flags—Horseman/Horsemaster [ages 8–13] (1806—Not Jr. Show eligible)
- Texas Rollback—Horseman/Horsemaster [ages 14–18] (1807—Not Jr. Show eligible)
- Texas Rollback—Horseman/Horsemaster [ages 8–13] (1808—Not Jr. Show Eligible)
- Pole Bending—Horseman/Horsemaster [ages 14–18] (1809—Not Jr. Show eligible)
- Pole Bending—Horseman/Horsemaster [ages 8–13] (1810—Not Jr. Show eligible)

Barrel Racing & Pole Bending Class Championship (1st & 2nd place winners in 1803 through 1804 and 1809 through 1810 qualify) **Champion [4H-CS]; Reserve [4H-CS]**

Llamas (Not State Fair Eligible)

Wednesday July 23 at 8 a.m. in the Show Tent

Director..... Kenzie Kraft
 Superintendents..... Amanda Hill, Brett Hill, Dennis Mennenga, Lexi Kelly

- Rules:**
- Classes in this section are an exception to the Champion Showcase Award guidelines for the 4-H Exhibits Division in that each class will receive a Best of Class, but no reserves will be awarded. Grand Champion will be awarded with (4H-CS).
 - Llamas (includes llamas and alpacas) may arrive on announced date.
 - Animals must have been owned or leased by May 1 of current year and must have a lease on file at the Extension office. Lease Form: <https://go.illinois.edu/GoatSheepandLlamaLeaseForm>
 - Llamas must be stalled only in assigned stalls. Stall assignment cards are not to be moved or removed.
 - Exhibitors must clean up all effects of grooming llamas on the grounds.
 - Exhibitors allowed two entries per class and a maximum of four head to be stalled.
 - Exhibitors under age 12 may not show male llamas over 36 months of age.

Llamas and Alpacas

Classes:

Alpaca female (1601)	Llama female (1604)
Alpaca male (1602)	Llama male (1605)
Alpaca male non-breeder (1603)	Llama male non-breeder (1606)

[4H-CS] Grand Champion Female [4H-CS] Grand Champion Male

Costume Competition

To be judged on willingness of llama to follow handler, rapport, mutual confidence, and trust between llama and handler.

Classes:

Llama Costume—Ages 8–12
 Llama Costume—Ages 13+

Obstacle Competition

To be judged on willingness of llama to follow handler, rapport, mutual confidence, and trust between llama and handler. Llama should work loose lead, while being allowed the freedom to look at each obstacle for himself/herself.

Classes:

Llama Obstacle—Ages 8–12
 Llama Obstacle—Ages 13+

[4H-CS] Champion Llama Obstacle Competition Junior Division

[4H-CS] Champion Llama Obstacle Competition Senior Division

Public Relations Competition

To be judged on willingness of llama to follow handler, rapport, mutual confidence, and trust between llama and handler. Llama should work loose lead.

Classes:

Llama Public Relations—Ages 8–12
 Llama Public Relations—Ages 13+

[4H-CS] Champion Llama Public Relations Junior Division

[4H-CS] Champion Llama Public Relations Senior Division

Llama Showmanship

Open to anyone showing llamas except previous first place winners in their individual age class in showmanship. Age is determined as of September 1, 2024. Master Showmanship is open to any previous showmanship winner. Entry may be made when making all other show entries.

Classes:

[4H-CS] Champion Llama Showmanship Junior Division—Ages 8–12
 [4H-CS] Champion Llama Showmanship Senior Division—Ages 13+
 [4H-CS] Champion Master Showmanship

Poultry

Director..... Richard Van Note
 Superintendents Sarah Van Note
 Asst. Superintendents.....Maggie Kreuzer, Andrew Larson, Von Saufley,
 Jason Kieser, Molly Hershberger

Rules:

- A. All birds must be owned and in exhibitor's care by June 1, 2025. (July 1 for Fryer and Broiler classes).
- B. **Each exhibitor is limited to one entry in each class and is limited to thirty (30) total entries in the poultry department. These entries do not include egg entries, showmanship, or Rooster Crowing/Honk Quack Contest entries NOTE: only one entry will receive a premium per class.**
- C. Birds shown in individual classes (including bantams) cannot be shown in the open classes.
 1. 1 Dozen Eggs—In order to exhibit 1 dozen eggs, the exhibitor must exhibit a hen in the same class category.
 2. Cockerel—A male hatched after September 1, 2024
 3. Pullet—A female hatched after September 1, 2024
 4. Pen—Consists of one male and two females hatched after September 1, 2024
 5. Hen—A female hatched prior to September 1, 2024
 6. Cock—A male hatched prior to September 1, 2024
 7. Young Male—A male hatched after September 1, 2024
 8. Young Female—A female hatched after September 1, 2024
 9. Old Male—A male hatched prior to September 1, 2024
 10. Old Female—A female hatched prior to September 1, 2024
- D. All exhibitors must be present during judging unless otherwise approved by superintendents.
- E. Exhibitors must wear appropriate attire when exhibiting. **A shirt with a collar, tucked in at the waist will constitute appropriate attire. Closed toed shoes must also be worn by exhibitors during exhibition. Failure to conform to this rule will result in dismissal from the show ring at the discretion of the superintendents.**
- F. Bedding, feed, and containers must be furnished by the exhibitor. Each exhibitor is responsible for keeping their exhibit area clean. This includes the pens and the area around their pens. This will be at the discretion of the superintendents.
- G. All poultry must have a numbered leg band (available from the superintendents). The exhibitor will write the leg band number on the cage card of the cage that the bird is in. **Pigeon's Young birds only must be equipped with a seamless band indicating 2025.** (The exhibitor must provide the seamless band). All broilers and fryers may be weighed when checking in, at the superintendent's discretion.
- H. Due to limited space, birds entering the Rooster Crowing/Honk Quack contests must be selected from one of the birds that is already being exhibited. No additional birds will be allowed.
- I. Exhibition Poultry, Waterfowl, and Bantam Divisions will be judged against *The American Standard of Perfection*. The Commercial Poultry division will be judged on production of the birds, as of the day of the show.
- J. Exhibitors of All Other Domestic Fowl need to provide their own cage while at the show. This is due to varying size of birds in this category to keep them safe while they are on the grounds.

The Illinois Department of Agriculture (IDOA) may suspend on site poultry exhibitions at 4-H shows this summer due to concerns about avian flu. If a suspension is put into place for the McLean County 4-H Show, we will notify youth and families via email with details on how the poultry exhibition will be conducted.

Eggs

Classes:

Commercial:

Dozen White, tinted, & other color (1401) Dozen Brown (1402)

Exhibition:

Dozen White, tinted, & other color (1403) Dozen Brown (1404)

Bantam:

Dozen White, tinted, & other color (1405) Dozen Brown (1406)

Commercial Poultry

Classes:

Commercial Light (Primarily Egg Layers):

Pen (1407) Cockerel (1408) Pullet (1409)
Cock (1410) Hen (1411)

[4H-CS] Champion Commercial Light Poultry Exhibit

Commercial Heavy (Dual purpose birds Egg and Meat Producers):

Pen (1412) Cockerel (1413) Pullet (1414)
Cock (1415) Hen (1416)

[4H-CS] Champion Commercial Heavy Poultry Exhibit

Fryers, Broilers (Weight per bird under 4lbs.):

Singles (1417) Pen of 3 Cockerels OR 3 Pullets (1418)

Roasters (Weight per bird over 4 lbs.)

Singles (1419) Pen of 3 Cockerels OR 3 Pullets (1420)

[4H-CS] Champion Fryers, Broiler and Roasters Poultry Exhibit

[4H-CS] Grand Champion Commercial Poultry Exhibit

Exhibition Poultry

Following Commercial Poultry

Exhibition Poultry Breeds:

AMERICAN BREEDS—Plymouth Rocks, Dominiques, Wyandottes, Javas, Rhode Island Reds, Rhode Island Whites, Buckeyes, Chanteclers, Jersey Giants, Lamonas, New Hampshires, Hollands, Delawares

ENGLISH BREEDS—Dorkings, Redcaps, Cornish, Orpingtons, Sussex, Australorps

MEDITERRANEAN BREEDS—Leghorns, Minorcas, Spanish, Andalusians, Anconas, Sicilian Buttercups, Catalanas

ASIATIC/CONTINENTAL/ALL OTHER BREEDS—Brahmas, Cochins, Langshans, Barnevelders, Hamburgs, Campines, Lakenvelders, Welsummers, Polish Houdans, Crevecoeurs, La Fleche, Faverolles, Modern Games, Old English Games, Sumatras, Malays, Cubalayas, Phoenix, Yokohamas, Aseels, Shamos, Sultans, Frizzles, Naked Necks, Araucanas, Ameraucanas

Classes:

American:

Pen (1421) Cockerel (1422) Pullet (1423)
Cock (1424) Hen (1425)

[4H-CS] Champion American Poultry Exhibit

English:

Pen (1426)	Cockerel (1427)	Pullet (1428)
Cock (1429)	Hen (1430)	

[4H-CS] Champion English Poultry Exhibit**Mediterranean:**

Pen (1431)	Cockerel (1432)	Pullet (1433)
Cock (1434)	Hen (1435)	

[4H-CS] Champion Mediterranean Poultry Exhibit**Asiatic/Continental/All Other Breeds:**

Pen (1436)	Cockerel (1437)	Pullet (1438)
Cock (1439)	Hen (1440)	

[4H-CS] Champion Asiatic/Continental/AOB Poultry Exhibit**[4H-CS] Grand Champion Exhibition Poultry**

Bantams

*Following Exhibition Poultry***Bantam Breeds:****GAME BREEDS**—Modern Games, Old English Games**SINGLE COMB, CLEAN LEGGED BANTAMS**—Anconas, Andalusians, Australorps, Campines, Catalanans, Delawares, Dorkings, Dutch, Frizzles, Hollands, Japanese, Javas, Jersey Giants, Lakenvelders, Lamonas, Leghorns, Minorcas, Naked Necks, New Hampshires, Orpingtons, Phoenix, Plymouth Rocks, Rhode Island Reds, Spanish, Sussex, Welsummers**ROSE COMB, CLEAN LEGGED BANTAMS**—Anconas, Belgian Bearded d'Anvers, Dominiques, Dorkings, Hamburgs, Leghorns, Minorcas, Redcaps, Rhode Island Reds, Rhode Island Whites, Rosecombs, Sebrights, Wyandottes**ALL OTHER COMBS, CLEAN LEGGED BANTAMS**—Ameraucnaa, Araucanas, Buckeyes, Chanteclers, Cornish, Crevecoeurs, Cubulayas, Houdans, La Fleche, Malays, Polish, Shamos, Sicilian Buttercups, Sumatras, Yokohamas**FEATHER LEGGED BANTAMS**—Booted, Belgian Bearded d'Uccle, Brahmas, Cochins, Faverolles, Frizzles, Langshans, Silkies, Sultans**Classes:****Game:**

Pen (1441)	Cockerel (1442)	Pullet (1443)
Cock (1444)	Hen (1445)	

[4H-CS] Champion Game Bantam Exhibit**Single Comb, Clean Legged:**

Pen (1447)	Cockerel (1448)	Pullet (1449)
Cock (1450)	Hen (1451)	

[4H-CS] Champion Single Comb, Clean Legged Bantam Exhibit

Rose Comb, Clean Legged:Pen(1453)
Cock(1456)Cockerel (1454)
Hen(1457)

Pullet(1455)

[4H-CS] Champion Rose Comb, Clean Legged Bantam Exhibit**All Other Combs, Clean Legged:**Pen(1459)
Cock(1462)Cockerel (1460)
Hen(1463)

Pullet(1461)

[4H-CS] Champion All Other Combs, Clean Legged Bantam Exhibit**Feathered Leg:**Pen(1465)
Cock(1468)Cockerel (1466)
Hen(1469)

Pullet(1467)

[4H-CS] Champion Feather Leg Bantam Exhibit**[4H-CS] Grand Champion Bantam**

Waterfowl

Following Bantams

Waterfowl Breeds:

Heavy weight breeds—Pekin, Aylesbury, Rouen, Muscovy

Medium weight breeds—Cayuga, Crested, Swedish, Buff

Light weight breeds—Runner, Campbell, Magpie

Bantam breeds—Call, East India, Mallard

Classes:

Ducks Heavy Weight:

Young Male (1471)

Young Female (1472)

Old Male (1473)

Old Female (1474)

[4H-CS] Champion Heavy Weight Duck

Ducks Medium Weight:

Young Male (1475)

Young Female (1476)

Old Male (1477)

Old Female (1478)

[4H-CS] Champion Medium Weight Duck

Ducks Light Weight:

Young Male (1479)

Young Female (1480)

Old Male (1481)

Old Female (1482)

[4H-CS] Champion Light Weight Duck

Bantam Ducks:

Young Male (1483)

Young Female (1484)

Old Male (1485)

Old Female (1486)

[4H-CS] Champion Bantam Duck

Geese:

Young Male (1487)

Young Female (1488)

Old Male (1489)

Old Female (1490)

[4H-CS] Champion Goose

[4H-CS] Grand Champion Waterfowl

Miscellaneous Poultry

Following Waterfowl

Classes:

Pigeons—all breeds:

Young Male (1491)

Young Female (1492)

Old Male (1493)

Old Female (1494)

[4H-CS] Champion Pigeon

Turkeys—all breeds

Young Male (1495)	Young Female (1496)
Old Male (1497)	Old Female (1498)

[4H-CS] Champion Turkey**Guineas**

Young Male (1499)	Young Female (1500)
Old Male (1501)	Old Female (1502)

[4H-CS] Champion Guineas**All Other Domesticated Fowl**

Young Male (1503)	Young Female (1504)
Old Male (1505)	Old Female (1506)

[4H-CS] Champion All Other Domesticated Fowl**[4H-CS] Grand Champion Miscellaneous Poultry**

Poultry Showmanship & Additional Contests

Open to anyone showing poultry. Previous first place winners in their individual age groups move up to the next level, or may continue in the senior division, but are not eligible to win 1st place again in the same age level. Age is determined as of September 1, 2024. Entry may be made when making all other show entries, or the day of the showmanship class. **Showmanship judging will be immediately following the lunch break.**

Classes:**Immediately before the lunch break:****Rooster Crowing Contest—NOTE: NO banging on cages**

The rooster crowing contest is open to any poultry exhibitor. If you do not have a rooster to enter, you may borrow a bird from another exhibitor. The judging is based on the number of crows the bird makes during a time period that will be determined the day of the show. You may not touch your bird or the cage during the contest. Entry may be made when making all other show entries, or the day of the rooster crowing contest.

Champion Rooster Crowing**Immediately after lunch break:****Showmanship:****[4H-CS] Poultry Showmanship Champion Junior Division—Ages 8–10****[4H-CS] Poultry Showmanship Champion Intermediate Division—Ages 11–13****[4H-CS] Poultry Showmanship Champion Senior Division—Ages 14 & Up****Immediately after Misc. Poultry Show:****Honk & Quack Contest—NOTE: NO banging on cages**

The honk/quack contest is open to any poultry exhibitor. If you do not have a duck or goose to enter, you may borrow a bird from another exhibitor. The judging is based on the number of honks or quacks the bird makes during a time period that will be determined the day of the show. You may not touch your bird or the cage during the contest. Entry may be made when making all other show entries, or the day of the honk/quack contest.

Champion Honk & Quack

Rabbits

Director Richard Van Note
 Superintendents Tracy Saufley, Rick Munster, Josie Ernst

Rules:

- A. Each exhibitor may show three breeds including market class.
- B. Rabbits exhibited in My Pet Rabbit project may not participate in purebred classes.
- C. **Each exhibitor will be limited to a maximum of 18 rabbits and a maximum of three entries per class. Each exhibitor is limited to one meat pen and one single fryer. Total entry not to exceed 21 rabbits. Only 19 cages will be used for display. NOTE:** only one entry will receive a premium per class.
- D. Junior bucks & does—under 6 months of age
 Intermediate bucks & does—6 to 8 months of age
 Senior bucks & does—over 8 months of age
- E. All rabbits must be pedigreed—rabbit pedigrees are to be presented, if asked for.
- F. Rabbits must be owned or leased by the exhibitor by May 1, 2025, except market class animals which must have been kindled from does owned and in the owner's possession by May 1, 2025. All leased rabbits must have a lease agreement on file at the Extension office by May 1, 2025.
- G. Rabbits must be tattooed before the fair week, (may be tattooed by superintendents on decided date at grounds, keep an eye out for an emails). Owners should know their rabbit's earmarks.
- H. Each exhibitor shall carry their rabbits to the judge's table.
- I. Feed and water crocks shall be furnished by the exhibitor. Each exhibitor is responsible for cleaning their cages and immediate area. Water crocks must be at least 12 oz. size and not be able to be spilled.
- J. Each breed champion will show for Grand and Reserve Champion rabbit.
- K. There is to be absolutely no breeding of rabbits at the fair.
- L. If too many youth are enrolled in a class, the class may be split. Split classes will be announced before the show.

Californian

Classes:

Sr. Buck 8–10 (1507)	Int. Doe not over 9½ (1510)
Sr. Doe 8½–10½ (1508)	Jr. Buck not over 8 (1511)
Int. Buck not over 9 (1509)	Jr. Doe not over 8½ (1512)

[4H-CS] Champion Californian Rabbit; [4H-CS] Reserve Champion

New Zealand

Classes:

Sr. Buck 9–11 (1513)	Int. Doe not over 11 (1516)
Sr. Doe 10–12 (1514)	Jr. Buck not over 9 (1517)
Int. Buck not over 10 (1515)	Jr. Doe not over 9 (1518)

[4H-CS] Champion New Zealand; [4H-CS] Reserve Champion

Satin

Classes:

Sr. Buck 8½–10 (1519)	Int. Doe not over 9½ (1522)
Sr. Doe 9–11 (1520)	Jr. Buck not over 8 (1523)
Int. Buck not over 9 (1521)	Jr. Doe not over 8½ (1524)

Mini Satin

Classes:

Sr. Buck—6 mos. & over (1525)	Jr. Buck—Under 6 mos. (1527)
Sr. Doe—6 mos. & over (1526)	Jr. Doe—Under 6 mos. (1528)

[4H-CS] Champion Satin & Mini Satin Rabbit; [4H-CS] Reserve Champion

Harlequin

Classes:

Sr. Buck—6 mos. & over (1529)	Jr. Buck—Under 6 mos. (1531)
Sr. Doe—6 mos. & over (1530)	Jr. Doe—Under 6 mos. (1532)

[4H-CS] Champion Harlequin Rabbit; [4H-CS] Reserve Champion

Holland Lops

Classes:

Sr. Buck—6 mos. & over (1533)	Jr. Buck—Under 6 mos. (1534)
Sr. Doe—6 mos. & over (1535)	Jr. Doe—Under 6 mos. (1536)

Mini Lops

Classes:

Sr. Buck—6 mos. & over (1537)	Jr. Buck—Under 6 mos. (1538)
Sr. Doe—6 mos. & over (1539)	Jr. Doe—Under 6 mos. (1540)

[4H-CS] Champion Mini Lop & Holland Lop Rabbit; [4H-CS] Reserve Champion

Classes:

Mini Rex

Sr. Buck—6 mos. & over (1541)	Jr. Buck—Under 6 mos. (1542)
Sr. Doe—6 mos. & over (1543)	Jr. Doe—Under 6 mos. (1544)

[4H-CS] Champion Mini Rex Rabbit; [4H-CS] Reserve Champion

Classes:

Dutch (all varieties)

Sr. Buck (1545)	Jr. Buck—Under 6 mos. (1546)
Sr. Doe (1547)	Jr. Doe—Under 6 mos. (1548)

[4H-CS] Champion Dutch Rabbit; [4H-CS] Reserve Champion

Champagne d'Argent

Classes:

Sr. Buck 9–11 (1549)	Int. Doe not over 11 (1550)
Sr. Doe 10–11 (1551)	Jr. Buck—Under 6 mos. (1552)
Int. Buck (1553)	Jr. Doe—Under 6 mos. (1554)

[4H-CS] Champion Champagne d'Argent Rabbit; [4H-CS] Reserve Champion

All Other Purebreds (4 Class)

(Judged Together)

Classes:

Sr. Buck 9–11 (1555)

Jr. Buck—Under 6 mos. (1556)

Sr. Doe 10–12 (1557)

Jr. Doe—Under 6 mos. (1558)

[4H-CS] Champion All Other Purebreds Rabbit; [4H-CS] Reserve Champion

All other Purebreds (6 Class)

(Judged Together)

Classes:

Sr. Buck 9–11 (1559)

Int. Doe not over 11 (1560)

Sr. Doe 10–12 (1561)

Jr. Buck—Under 6 mos. (1562)

Int. Buck not over 10 (1563)

Jr. Doe—Under 6 mos. (1564)

[4H-CS] Champion All Other Purebreds Rabbit; [4H-CS] Reserve champion

Market Rabbits

Rules: (See rules on page 45.)

- M. Open to all exhibitors. Example: You can show MiniRex in the regular show and show New Zealand in the market class.
- N. Meat Pen rabbits should not weigh over 5.5 pounds each and must not exceed 70 days of age. Rabbits must be of same breed and color.
- O. All meat pens and fryers should not exceed the weight of 5.5 lbs. and kindled from does owned by and in the 4-H member's possession by May 1, 2025.
- P. MeatPen—three rabbits up to 70 days of age, to be judged on uniformity, size, and condition. Single Fryer—not over 5lbs. or 70 days of age.

Classes:

Meat Pen (1565)

Single Fryer (1566)

[4H-CS] Champion Meat Pen; [4H-CS] Champion Single Fryer Rabbit

Showmanship Contest

Open to anyone showing rabbits except previous first place winners in their individual age class in showmanship. Age is determined as of September 1, 2024. Entry may be made when making all other show entries or by noon the day of the show.

Classes:

[4H-CS] Rabbit Showmanship Champion Junior Division—Ages 8-10

[4H-CS] Rabbit Showmanship Champion Intermediate Division—Ages 11-13

[4H-CS] Rabbit Showmanship Champion Senior Division—Ages 14 & Over

[4H-CS] Grand Champion Rabbit Overall; [4H-CS] Reserve Grand Champion Rabbit Overall

Sheep

Director **Kenzie Kraft**
Superintendents **Bryce Hoffman**
Asst. Superintendents **Sam Deal, Tyler Deal, Reed Baer, Jake Mohr,**
Jill Ascher-Mohr, Lauren Mohr, Chad Lawyer, Brian Mohr

Sheep Schedule

Tuesday, July 22

Exhibitor Meeting 5 p.m.
 Sheep Check-in 5–7 p.m.

Wednesday, July 23

Master Shepard Interviews 1 p.m.
 Sheep Shearing and Trimming Contest 6 p.m.
 Market Sheep Weigh-in 7 p.m.
 Sheep Leadline and Costume Class Entry Forms Due 5 p.m.

Thursday, July 24

Breeding Sheep Show 10 a.m.
 Wether Dam Sheep Show Following Breeding Sheep Show
 Market Lamb Show Following Wether Dam Show

Friday, July 25

Showmanship Classic 3 p.m.
 Livestock Released 10 p.m.

Sheep Rules

General Sheep Rules:

- A. It is the exhibitor's responsibility to comply with the general health and eligibility rules. Special emphasis will be placed on sore mouth, club lamb fungus, and foot rot. Any sheep, in the opinion of the superintendent, that exhibits these ailments, detected at any time before final placing in the show, will be barred from show and dismissed from the fairgrounds. Exhibitors may have a veterinarian view, at their own expense, any animal for a binding decision on any feared ailment. However, an exhibitor may not delay a show pending a veterinarian inspection. Any exhibitor who fails to have any suspected ailment examined by a veterinarian by show time, waives any right to object to the superintendent's decision at a later time. A county veterinarian will be available during check-in and weigh-in.
- B. Exhibitors are allowed to show up to four lambs in the market lamb division, six sheep in the wether-dam division, and 12 sheep (no more than six may be of the same breed) in the breeding sheep division.
- C. If a class has too many exhibitors, it may need to be split. Split classes will be posted before the show.
- D. Exhibitors may participate in both the market lamb and breeding sheep showmanship contests if they exhibited sheep in those respective divisions. Previous first place winners must move up to the next age group; however, prior winners of the 14 and over age group may show in that class again. Entry may be made when making all other show entries or when checking into the ring. All classes will show prior to champion selection. Winners of the age 14 and over age group in both divisions will be nominated for the Showmanship Classic. Additional participants will be selected from the oldest birthdate of the second-place individual from market lamb or breeding sheep showmanship.

- E. All livestock exhibitors showing dairy cattle, beef cattle, swine, sheep, and goats must complete YQCA. Youth must certify online by June 1st. <https://yqcaprogram.org/>. This certification is needed each year with a test out option of 1-3 years. Please refer to pages 9-10 for more information.
- F. If animal is leased, then the lease agreements must be turned in before June 1st of the current year. Lease Form: <https://go.illinois.edu/GoatSheepandLlamaLeaseForm>

Master Shepherd Award

Rules:

- A. All sheep exhibitors are automatically entered in the Master Shepherd contest.
- B. The judging will be based on the following:
- 1 This contest has been originated to award the shepherd who is both knowledgeable about their sheep project and displays the sportsmanship and attitude of a true champion. Contestants will be evaluated on the following criteria:
 - a. 35% on an informal interview concerning knowledge of sheep project, approved health practices, and lessons learned from project.
 - b. 25% on time spent in sheep barn.
 - c. 25% for participation in all sheep activities.
 - d. 15% on show-ring presence, assistance to other exhibitors, and assistance to show personnel.
 - e. All contestants assisting with fair set-up will receive a 10% bonus in competition points.
- C. Interviews will be conducted at 1 p.m. on date assigned by a panel of three judges, in the Sheep Barn.
- D. A senior and junior division master shepherd will be selected. Division will be by age.

Classes:

[4H-CS] Champion Senior Master Shepherd

[4H-CS] Champion Junior Master Shepherd

Shearing and Trimming Contest

The shearing and trimming contest is to prepare an animal to show during the 60 minutes provided. Participants are to bring their own sheep and it is to be washed prior to the contest. Wool breeds that do not ordinarily exhibit washed, need only to be cleaned to the extent that the exhibitor would prepare for show. Participants may either shear a lamb for market exhibition or may trim a sheep for breeding exhibition, but not both.

Classes:

Sheep trimming (1289): The sheep to be trimmed may be patch sheared provided it was done prior to June 15, 2024. The sheep may also be carded prior to the contest provided that the participant is the only individual carding the animal and all of the carding is done at the 4-H Show.

Sheep Shearing (1290): The participant may prepare the head and the legs of a sheep they intend to shear in the contest on the day of the contest provided that the participant does all of the work.

[4H-CS] Shearing Champion; [4H-CS] Reserve Shearing Champion

[4H-CS] Trimming Champion; [4H-CS] Reserve Trimming Champion

Market Lamb Showmanship Contest

Open to anyone showing sheep in market lamb show except previous first place winners in their individual age group. However, prior winners of the 14 & older division may show in that class again. Entry may be made when making all other show entries or when checking into the ring. All classes will show prior to selection of champions. Showmanship Classic nominees will be the winners of the Age 14 & over classes in the Market Lamb and Breeding Sheep Showmanship Contests and the oldest second place winner from the same classes.

Classes: [4H-CS]

Champion Market Lamb Showmanship Junior Division—Ages 8–10

Champion Market Lamb Showmanship Intermediate Division—Ages 11–13

Champion Market Lamb Showmanship Senior Division—Ages 14 & Older

Market Lamb Show

Rules: (See rules A–D on page 48-49.)

- F. All market lambs must have been born on or after January 1, 2025.
- G. Market lambs must show ownership or lease paperwork before June 1, 2025. A legible ear tag or tattoo is required in all lambs.
- H. All market lambs will be wether lambs only. (No ram lambs or ewe lambs.)
- I. All lambs will be weighed. All exhibitors must present completed entry card at weigh-in. Lambs will be weighed without blankets and must be slick- sheared ready for show.
- J. Lambs will be shown in the classes of white influenced breed, black influenced breed. (Speckled or brockled faced lambs are black influenced breed).
- K. Each exhibitor will be allowed to show up to two pair of lambs. An exhibitor may only exhibit one pair per division (white influenced breed, black influenced breed, or mixed.) A pair class entry form will be required to show. Entry form will be available at the weigh-in table.
- L. A market lamb will only be allowed to show in one pair class.
- M. Show order will be white influenced, black influenced.
- N. An exhibitor may show up to two entries in each of the following classes of wether dam sheep: ewe lambs and yearling ewe. Each exhibitor will be limited to 6 sheep in the wether dam division.
- O. Wether dam ewe lambs and yearling will be weighed during the market lamb weigh in to determine class splits.
- P. A pair of wether dam lambs may consist of ewe lambs.
- Q. An exhibitor may only have one entry in the pair of wether dam lamb class.

Classes:

Single Lamb:

Black Breed Influenced (1201)

Black Breed Influenced Light Weight

Black Breed Influenced Middle Weight

Black Breed Influenced Heavy Weight

White Breed Influenced (1202)

White Breed Influenced Light Weight

White Breed Influenced Middle Weight

White Breed Influenced Heavy Weight

[4H-CS] Champion Market Black Breed Influenced

[4H-CS] Champion Market White Breed Influenced

Pair of Two Lambs:

Black Breed Influenced (1203)

Mixed Pairs (1205)

White Breed Influence (1204)

[4H-CS] Champion Market Black Breed Influenced Pair; [4H-CS] Champion Market White Breed Influenced Pair; [4H-CS] Champion Market Mixed Pair

Classes:

Wether:

Black Breed Influenced:	White Breed Influenced:	Mixed Pair (1212)
Ewe Lamb (1206)	Ewe Lamb (1209)	
Yearling Ewe (1207)	Yearling Ewe (1210)	
Pair of Lambs (1208)	Pair of Lambs (1211)	

[4H-CS] Champion Wether Black Breed Influenced; [4H-CS] Champion Wether White Breed Influenced; [4H-CS] Champion Wether Pair of Lambs

Wether Dam:

Black Breed Influenced:	White Breed Influenced:	Mixed Pair (1219)
Ewe Lamb (1213)	Ewe Lamb (1216)	
Yearling Ewe (1214)	Yearling Ewe (1217)	
Pair of Lambs (1215)	Pair of Lambs (1218)	

[4H-CS] Champion Wether Dam Black Breed Influenced; [4H-CS] Champion Wether Dam White Breed Influenced; [4H-CS] Champion Wether Dam Pair of Lambs; [4H-CS] Grand Champion Overall Wether Dam Ewe; [4H-CS] Reserve Grand Champion Overall Wether Dam Ewe

Market Lamb Traveling Trophy

Any one exhibitor winning Grand Champion Market Lamb three years in a row may choose to retire the current traveling trophy or return it the following year. If the decision is reached to retire the traveling trophy, it is the responsibility of the exhibitor to replace it.

Breeding Sheep Show

Rules: (See rules A–D on page 48-49)

- H. A lamb is any sheep born on or after September 1, 2024.
- I. All breeding show sheep must be owned by July 1, 2025.
- J. Purebred animals must have registration papers presented to the superintendents prior to show. Each animal must have papers registered in a recognized association with the exhibitor's name as the owner. Exhibit must be owned by July 1, 2025. Tags or tattoos as required by the association, should match tag or tattoo in the sheep's ear and the form of identification must be permanently attached to the animal.
- K. Breeding sheep must show ownership or lease paperwork before June 1, 2025.
- L. No commercial rams are eligible to be shown. A commercial ewe may be crossbred or straightbred, but not registered and not eligible for registration. Animals shown in the pair of commercial lambs' class must both be ewes.
- M. The eight breeds with the most sheep exhibited in them will be given individual breed classes the following year.
- N. Each exhibitor may show only two entries in each single class and one pair of lambs per breed. Note: only one entry will receive a premium per class.
- O. Show order will be posted on activity board in sheep barn.

Breeding Sheep Showmanship Contest

Open to anyone showing sheep in breeding sheep show except previous first place winners in their individual age group. However, prior winner of 14 and over may show in that class again. Entry may be made when making all other show entries or when checking into ring. All classes will show prior to champion selection. Showmanship classic nominees will be the winners of the Age 14 & over classes in the Market Lamb and Breeding Sheep Showmanship Contests and the oldest second place winner from the same classes.

Classes:

Champion Breeding Sheep Showmanship Junior Division—Ages 8–10

Champion Breeding Sheep Showmanship Intermediate Division—Ages 11–13

Champion Breeding Sheep Showmanship Senior Division—Ages 14 & Older

Classes:**Cotswold:**

Yearling Ewe (1220)	Ewe Lamb (1221)
Ram Lamb (1222)	Pair of Lambs—ewes, rams, or both (1223)

[4H-CS] Champion Cotswold Ewe; [4H-CS] Champion Cotswold Ram

Dorset:

Yearling Ewe (1224)	Ewe Lamb (1225)
Ram Lamb (1226)	Pair of Lambs—ewes, rams, or both (1227)

[4H-CS] Champion Dorset Ewe; [4H-CS] Champion Dorset Ram

Lincoln:

Yearling Ewe (1228)	Ewe Lamb (1229)
Ram Lamb (1230)	Pair of Lambs—ewes, rams, or both (1231)

[4H-CS] Champion Lincoln Ewe; [4H-CS] Champion Lincoln Ram

Hampshire:

Yearling Ewe (1232)	Ewe Lamb (1233)
Ram Lamb (1234)	Pair of Lambs—ewes, rams, or both (1235)

[4H-CS] Champion Hampshire Ewe; [4H-CS] Champion Hampshire Ram

Shropshire:

Yearling Ewe (1236)	Ewe Lamb (1237)
Ram Lamb (1238)	Pair of Lambs—ewes, rams, or both (1239)

[4H-CS] Champion Shropshire Ewe; [4H-CS] Champion Shropshire Ram

Southdown:

Yearling Ewe (1240)	Ewe Lamb (1241)
Ram Lamb (1242)	Pair of Lambs—ewes, rams, or both (1243)

[4H-CS] Champion Southdown Ewe; [4H-CS] Champion Southdown Ram

All Other Breeds:

Yearling Ewe (1244)	Ewe Lamb (1245)
Ram Lamb (1246)	Pair of Lambs—ewes, rams, or both (1247)

[4H-CS] Champion All Other Breeds Ewe; [4H-CS] Champion All Other Breeds Ram

Commercial:

Yearling Ewe (1248)	Ewe Lamb (1249)
Pair of Lambs (1250)	

[4H-CS] Champion Commercial Ewe; [4H-CS] Champion Commercial Ram

[4H-CS] Grand Champion Pair of Lambs; [4H-CS] Reserve Grand Champion Pair of Lambs; [4H-CS] Grand Champion Ram; [4H-CS] Reserve Grand Champion Ram; [4H-CS] Grand Champion Ewe; [4H-CS] Reserve Grand Champion Ewe

Leadline and Costume Class

Superintendents Jenny Lawyer, Jill Ascher Mohr

Rules:

1. All participants must enter by June 15 under the class name listed below.
2. All contestants must attend a meeting at 5 p.m. on or before the judging.
3. Description forms of costume/leadline must be given to superintendent day of show.
4. Entries will be open to any 4-H member and are not limited to sheep and clothing project exhibitors. All 4-H members will be responsible for getting sheep to be shown, either owned or borrowed from sheep exhibited at the show. Sheep must be yearling ewes, wether, or ewe lambs, fitted and trained to show at halter.
5. No costume or outfit may be exhibited in both leadline and costume classes in the same year.
6. The object of leadline is to present a class of well-groomed sheep led by 4-H members clad in fashionable and becoming wool garments.
7. Leadline garments must be wool or a blend of not less than 50 percent wool. Garment can be purchased or made. If the garment contains less than 50 percent wool, the score for that section will not be included in the total points. Contestants will be penalized for not meeting the requirements. Decorations on sheep are encouraged.
8. Leadline placing based on the garment, showmanship, and poise. A general knowledge question about sheep and/or wool will be asked.
9. Costume class is open to any 4-H member and not limited to sheep exhibitors. The costume class will be judged on attractiveness, originality, theme, and manner in which sheep and sheep products are used in the theme. A live sheep must be part of the presentation. Theme should promote wool and lambs.

Classes [4H-CS]:

Champion Leadline: Junior Division—Ages 8–10

Champion Leadline: Intermediate Division—Ages 11–13

Champion Leadline: Senior Division—Ages 14 & Over

Champion Costume: Junior Division—Ages 8–10

Champion Costume: Intermediate Division—Ages 11–13

Champion Costume: Senior Division—Ages 14 & Over

Swine

Director Carley Zimmerman
Superintendents Marie Denzer-Farley, Amy Fuller, Robyn Jones,
 Joseph Farley, Marty Ropp, Levi Zimmerman, Clayton Stevens, Noah Young, Andy Jones,
 Logan McKeon, Nathan McKeon

Swine Barn Schedule

Saturday, July 19

Swine Barn Set Up 8:00 a.m.

Tuesday, July 22

All animals must be in place 9 p.m.

Wednesday, July 23

Swine Check-in 8–10 a.m.

Thursday, July 24

Swine Show (Barrows followed by Gilts then showmanship) 8 a.m.

Friday, July 25

Adam Denzer Memorial Pee Wee Showmanship 9 a.m.

Showmanship Classic 3 p.m.

Livestock Release 10 p.m.

Gilt Show Market Barrow Show

Rules:

A. Each exhibitor is limited to four single barrows and four single gilts. These can be shown as two gilt pairs and two barrow pairs of any breed or crossbred for a maximum of four barrows and four gilts. Barrows must be farrowed on or after January 1, 2025. Gilts must be farrowed on or after January 1, 2025. Pair animals cannot be shown in a pair unless shown as a single and must be the same breed. Families cannot pair pigs to show for pairs.

B. Registration papers will be checked for purebred gilts during check-in. All barrows and crossbred gilts will be divided into weight classes based on the exhibitors declared weight for each animal. Divisions will be determined after all swine are checked in and will be posted the evening prior to the show.

C. Each member will be responsible for checking in their swine and should have all required health papers/registration papers to present when checking in their swine.

D. Gilts cannot be shown in the market barrow classes.

E. Each Exhibitor must show their own animals.

F. All swine must be ear notched with a completely healed ear. Ear notches must be listed by veterinarian on CVI (Health Papers). Notches of purebred barrows and gilts must conform to the requirements of the breed associations. Ear notches MUST match the entries that were made on fairentry.com. Each exhibitor is limited to 20 barrows and 20 gilts for nominations.

G. All animals must be owned by June 1, 2025. All purebred swine must have individual registration papers and must be presented to certify breed. All registration papers must bear the ear mark of each pig. These marks must be the same as those on the pig and on the fair entry nomination form.

H. All first-place winners will show for breed champion. Breed champions will show for Grand Champion through a Top 5 selection.

I. Exhibits must conform to Exhibition Livestock Health Requirements.

K. If you have multiple pigs showing in the same breed, there should be multiple entries listed for each class. Classes split into multiple sub-classes will be posted before the show.

L. Youth are only eligible for Jr. Show Premiums if they register, in advance, for the McLean County Fair Junior Show. Likewise, youth are only eligible for 4-H awards if they are active members of the McLean County 4-H and have signed up to exhibit swine at the McLean County 4-H Show on fairentry.com. For more information about the Junior Show and 4-H Livestock Show Rules and Regulations please see the beginning of the show book.

M. All Exhibitors are expected to help with set up day on the Saturday before beginning at 8 am.

N. Each youth will be asked to pay a \$5.00 fee per entry to cover tear down costs (from Farm Bureau)

O. All livestock exhibitors must complete YQCA. YQCA is for members enrolled in dairy cattle, beef cattle, swine, sheep, and goats. All 4-H exhibitors of these animals will be required to certify in the YQCA program each year. Youth must certify online by June 1. <https://yqcaprogram.org/>. This certification is needed each year with a test out option of 1–3 years. Please refer to page 9–10 for more information.

P. All swine exhibited at state and county fairs must have an 840 tag.

Single Gilts

Classes:

[4H-CS] All Other Breeds (1301)	[4H-CS] Berkshire (1303)
[4H-CS] Chester White (1307)	[4H-CS] Duroc (1309)
[4H-CS] Hampshire (1310)	[4H-CS] Landrace (1314)
[4H-CS] Poland China (1319)	[4H-CS] Spots (1325)
[4H-CS] Yorkshire (1329)	[4H-CS] Crossbred Gilt (1334)

Gilt Pairs

Classes:

[4H-CS] All Other Breeds (1302)	[4H-CS] Berkshire (1306)
[4H-CS] Chester White (1308)	[4H-CS] Duroc (1312)
[4H-CS] Hampshire (1316)	[4H-CS] Landrace (1318)
[4H-CS] Poland China (1323)	[4H-CS] Spots (1328)
[4H-CS] Yorkshire (1333)	[4H-CS] Crossbred Gilt (1341)

Market Barrows

Classes:

[4H-CS] All Other Breeds (1344)	[4H-CS] Berkshire (1346)
[4H-CS] Chester White (1350)	[4H-CS] Duroc (1353)
[4H-CS] Hampshire (1359)	[4H-CS] Landrace (1363)
[4H-CS] Poland China (1365)	[4H-CS] Spots (1369)
[4H-CS] Yorkshire (1373)	[4H-CS] Crossbreeds (1377)

Market Barrow Pairs

Classes:

[4H-CS] All Other Breeds (1345)	[4H-CS] Berkshire (1349)
[4H-CS] Chester White (1352)	[4H-CS] Duroc (1357)
[4H-CS] Hampshire (1362)	[4H-CS] Landrace (1364)
[4H-CS] Poland China (1367)	[4H-CS] Spots (1372)
[4H-CS] Yorkshire (1375)	[4H-CS] Crossbreeds (1383)

Swine Showmanship Contest

Following gilt show

Open to anyone showing swine in either barrow or gilt shows except previous first place winners in their individual age group. However prior winners of the 14 & older division may show in that class again. Entry may be made when making all other show entries or when checking into the ring. Showmanship Classic nominees will be the winner of the Ages 14 & over.

Classes:

[4H-CS] Champion Swine Showmanship Beginner—Age 8

[4H-CS] Champion Swine Showmanship Junior Division—Ages 9–10

[4H-CS] Champion Swine Showmanship Intermediate Division—Ages 11–13

[4H-CS] Champion Swine Showmanship Senior Division—Ages 14 & Up

Department – Showmanship Classic

Directors Carley Zimmerman, Kenzie Kraft, & Doug Boitnott

Judged at 3 p.m. in Swine Arena, Sheep/Goat Arena, and Cattle Show Tent

Winners in the senior division beef, sheep, and swine showmanship classes will compete in this class. Other nominations will be made by show directors with a limit of three individuals per species for a total of 9 contestants. Exhibitors are responsible for finding their own animals for competition. Contestants must currently be enrolled in McLean County 4-H and be exhibiting at the current McLean County Fair. Exhibitors who have won the Showmanship Classic twice may not compete again. Premiums are paid out by McLean County Farm Bureau.

Premiums:

1st	2nd	3rd	4th	5th	6th
\$20	\$18	\$16	\$15	\$14	\$13
7th	8th	9th			
\$12	\$11	\$10			

4-H General Project Department

Youth who are 8 years of age on or before September 1, 2024 and have not reached their 19th birthday on or before September 1, 2024, may enroll in 4-H clubs. All exhibitors showing in the 4-H classes must be properly enrolled in one of the local 4-H clubs in McLean County with projects chosen by May 1, 2025. Projects left on site may not be brought back to the Extension office.

4-H Project Areas

Here you will find a list of all the projects that McLean County offers. Each project is listed under an overall project area.

Community Involvement &

Global Awareness

- Citizenship
- Service-Learning
- Intercultural
- Visual Arts
- Civic Engagement

Engineering & Technology

- Aerospace
- Bicycle
- Computer Science
- Electricity
- Esports
- Robotics
- Small Engines
- Tractor
- Welding
- Woodworking
- Maker

Environment & Natural

Resources

- Entomology, Beekeeping
- Forestry
- Geology
- Natural Resources & Outdoor Activities
- Fishing & Wildlife
- Shooting Sports
- Weather

Food, Nutrition, & Health

- Foods
- Health

Home & Family

- Babysitting
- Clothing & Textiles
- Consumer Education
- Interior Design

Personal Development

- 4-H Club Booths
- Career Readiness
- Communications & Public Speaking
- Creative Writing
- Exploratory
- Family Heritage
- Leadership
- Photography
- Read/Write-a-Book
- Theater Arts
- Video/Filmmaking
- Ready-4-Life

Plants & Soils

- Crops
- Floriculture
- Horticulture
- Plant & Soil Science
- Grounds Improvement

2025 State Fair Requirements

1. **To be eligible for nomination as a delegate, projects must have an “A” rating.**
2. County 4-H members are allowed one Illinois State Fair exhibit due to the limited entries allowed per county. All 4-H members nominated as a delegate in more than one project will select one project to exhibit at the Illinois State Fair.
3. Exhibitors **MUST** notify the Extension office that they will be **taking their project to State Fair by 4:30 p.m. on Friday and attend a State Fair Q & A Session.** Sessions will be announced at a later date to be aware of eligibility requirements.
4. All projects that are selected at the county level must be the one exhibited at the State Fair, adjusted for state fair requirements. Modifications can be made to the original county exhibit to 1) meet state fair requirements, and 2) to incorporate suggested improvements made by a local judge.
5. **All 4-H members selected for State Fair exhibition will participate in conference judging and/or action-oriented presentations.** The exhibitor will be responsible to transport their own exhibit to and from the Illinois State Fair on the appropriate judging day. **McLean County's projects will be judged at the state fair on Sunday, August 10.**
6. If a 4-H member selected as a state fair delegate knows that they are not able to participate at the state fair, **it is important to contact the Extension staff at the 4-H Fair office ASAP and no later than 4:30 p.m. on Friday, so alternates can be contacted.**
7. State fair eligible projects are noted by a class number following the class name. (Ex. Animal Science – (50135) and those not eligible for state fair are clearly marked as a McLean County Project.

Copyright Rules

1. When an author, musician, designer, or artist creates something, it is immediately protected by copyright or trademark laws and other people cannot use it or create something similar. Original works such as stories, music, pictures, plays, dances, sculpture, movies, and architecture are protected. 4-H members should use caution when working on a speech, display, or exhibit so you do not use something that does not belong to you.
2. **4-H members can't draw or copy someone else's design, logo, words, or music without the permission of the original owner.** That means, you can't draw a logo (such as Ford or John Deere) and use it on your exhibit. You can't create Mickey Mouse ears on your cake. You can't draw a Disney princess. You can't put SpongeBob image on your natural resource project exhibit board.
 - a **Exception:** If you do purchase an item that is already made, that is okay to include. For example: If you buy a package of Mickey Mouse stickers and use those in your scrapbook, that is okay because the company who produced those stickers already signed a licensing agreement with Disney to reproduce those images.
3. Think of it like this. You would not take your neighbor's bike and ride it around to make your life easier without getting permission first. That would be stealing. When you take words, art, graphics, or photographs that are not yours but use them like they are, that's stealing, too. Copying them from the internet is the same as stealing them unless you are using a site specifically created for free use of images.
4. All projects that use copyrighted materials are ineligible for premiums.

For more information on what is allowed, contact your local 4-H staff to ensure we are all respecting the rights of others.

CLOVER USAGE:

5. **Copyright Reminder:** It is illegal for youth to use an image or brand that someone else owns as part of their 4-H project exhibit without the permission of the copyright/trademark holder.
6. Copyrighted or trademarked designs are not acceptable; this includes team logos, school logos, and/or characters from television, movies such as Disney characters, Iron Man etc.
7. More details in the new "Copyright Guidelines TipSheet": go.illinois.edu/114HCopyrightGuidelines.
8. **Use of the 4-H Name and Emblem:** Chartered 4-H Clubs and enrolled 4-H members are authorized to use the 4-H Name and Emblem. This includes permission for an enrolled 4-H member to use the 4-H name and emblem in exhibits you create for personal use as part of 4-H sponsored events. This includes 4-H decorated cookies, a 4-H Clover printed out for use in a scrapbook, etc.
9. **Please note:** Any use of the 4-H name and emblem on items intended as gifts or for sale require prior permission using this [UNIVERSITY AGREEMENT](#). This should be signed by the County Director. Any uses of the 4-H name and emblem for sale or promotion online, and/or in statewide events should be signed by the Illinois 4-H Director (illinois4H@illinois.edu).
10. Use of the green clover shaped image is not protected. The 4-H Emblem is distinguished by the four H's that signify Head, Heart, Hands, and Health. No creative rendering, changing in color or shape of the official 4-H emblem is allowed.

McLean County Rules:**1. Judging and Conference Attendance**

All 4-H exhibitors are required to attend their scheduled conference judging session.

2. Fair Focus

This fair is designed to highlight the achievements and efforts of the 4-H exhibitors. All activities, events, and decisions should reflect the commitment and hard work of the youth participants.

3. Appropriate Attire

Proper and appropriate attire is expected for all 4-Hers and their families while attending the McLean County 4-H Fair. Failure to comply with the dress code may result in dismissal from the event.

4. Behavior Expectations

Yelling, foul language, or any form of disrespectful behavior toward staff, volunteers, or other 4-H families will not be tolerated. Violation of this rule may result in immediate dismissal from the 4-H Fair.

5. Finalized Ratings

Once judging is complete, all ratings are considered final and may not be appealed.

6. Judging Sheets Confidentiality

Judging sheets are to be placed in an enclosed envelope. Only the 4-H exhibitor and their immediate family are permitted to open the envelope containing their individual project's judging results. Failure to comply with this rule will result in dismissal from the 4-H Show.

These rules are designed to ensure fairness, respect, and integrity for all participants. Thank you for your cooperation and dedication to making the McLean County 4-H Fair a successful and enjoyable experience for everyone involved.

***Note: When you see this picture  it means there is a book that is required by the state. There is a hyperlink attached to the picture as well.**

Aerospace

Check-in on Tuesday, July 22, from 5:30-7 p.m.

Member will be present for judging.

Show Director.....Steve Whaley

A member may enter one or more aerospace categories.

See page 6 for display and poster size restrictions.

State Fair Eligible Classes:

Model Rocketry (50130)

(Open to youth in Aerospace 1, Aerospace 2, Aerospace 3, and Aerospace 4)

- A. Exhibit one flyable model rocket that may be a kit or scratch built. Engine must not be installed UNLESS: It is already spent (used) AND is required to hold the stages of a multi-stage rocket together. Kits should have balsa, plywood, or cardstock fins. Plastic fins allowed only IF:
 - 1. Made of clear plastic to maintain appearance on scale model kits OR
 - 2. 3D printed or cut from stock for a scratch-built project.
- B. Provide printed directions for construction of the rocket with your project (kit or scratch built) in an envelope with your name on it.
- C. The judge will hold a postjudging critique session immediately after the judging.

SubClasses:

Model Rocketry, Class 1: Ages 8–9

Model Rocketry, Class 2: Ages 10–11

Model Rocketry, Class 3: Ages 12–14

Model Rocketry, Class 4: Ages 15+

There is a rocket launch open to all 4-H members on Saturday at 1 p.m., weather permitting. You may launch your display rocket or a different one. More information will be available at check-in.

Aerospace Display (50131)

(Open to youth in Aerospace 1, Aerospace 2, Aerospace 3, and Aerospace 4)

- A. Any exhibit related to aerospace that does not fit into any other class.
- B. The exhibit may include, but is not limited to, original works, objects, demonstrations, digital presentations, programs, websites, games, apps, performances, or posters which you have made. Choose whatever method best shows what you have learned. You must furnish any equipment you need for your exhibit. Internet service will not be provided for the exhibit. All exhibits must include something visual, such as a printed copy of a digital presentation, which will remain on display during the exhibition. Electronic equipment will only be used during your personal judging time and will not remain on display during the entire exhibit period. If the exhibit is a poster or display it must follow size restrictions on page 6.
- C. Include an explanation of the exhibit for public understanding with explanation mounted directly on the exhibit.
- D. Conference judging will be scheduled at check-in.

Sub-Classes:

- Aerospace Display, Class 1: Ages 8–11**
- Aerospace Display, Class 2: Ages 12–14**
- Aerospace Display, Class 3: Ages 15+**

McLean County Projects Only:**Kites (Not State Fair Eligible)**

- A. A member may enter either or both classes in their age category for a total of two kites.
- B. Exhibit should be a handmade kite, not a kit, in good flying condition.
- C. The exhibit will be a static display.
- D. Conference judging will be scheduled at check-in.

Detailed instructions on how to build the kite for the Diamond, Nagasaki Hata Fighter, and Brouhaha Box kites are in your project book. Members are encouraged to use creativity with the colors and materials used to create the sail and tail if applicable.

Sub-Classes:

- Diamond Kite Class, Ages 8–11**
- Create Your Own Kite Class, Ages 8–11**
- Nagasaki Hata Fighter Kite Class, Ages 12–14**
- Create Your Own Kite Class, Ages 12–14**
- Brouhaha Box Kite Class, Ages 15+ Create Your Own Kite Class, Ages 15+**

Model Airplanes (Not State Fair Eligible)

- A. Exhibit one balsa wood model airplane in good flying condition.
- B. Airplanes should be the balsa and fabric type (tissue, polyester) and may be either a kit or scratch built.
- C. Exhibit will be a static display and will not be flown.
- D. Conference judging will be scheduled at check-in. Members should bring the printed directions for construction of the plane, if applicable.
- E. Suggested projects range from beginner balsa and tissue models to advanced R/C models.

Sub-Classes:

- Model Airplanes, Class 1 Ages 8–11**
- Model Airplanes, Class 2 Ages 12–14**
- Model Airplanes, Class 3 Ages 15+**

Animal Science

Check-in on Tuesday, July 22, from 5:30-7 p.m.

Member will be present for judging.

Director..... Richard Van Note

State Fair Eligible Classes:

Prepare a display focusing on any activity related to an animal project. Demonstrate the skills and knowledge you have gained through the animal project you studied. The exhibit may include, but isn't limited to, original works, objects, demonstrations, digital presentations, programs, websites, games, apps, performances, or posters which you have made. Choose whatever method best shows what you've learned. You must furnish any equipment you need for your exhibit. Internet service will not be provided for the exhibit. All exhibits must include something visual, such as a printed copy of a digital presentation, which will remain on display during the exhibition. Electronic equipment will only be used during your personal judging time and will not remain on display during the entire exhibit period. Live animals are not permitted as exhibits in this area. For safety reasons, exhibits cannot include glass, syringes with needles, or any other sharp objects.

Classes:

Animal Science 1 (50133a) For youth enrolled in this project 1–2 years.

Animal Science 2 (50133b) For youth enrolled in this project 3 or more years.

Babysitting

Check-in from 5:30–7 p.m. on Tuesday, July 22. Judged at 8:30 a.m. Wednesday, July 23.

Member will be present for judging.

Director Jeanne Parks

State Fair Eligible Classes:

Babysitting Display (50141a)

Prepare a display that demonstrates the skills and knowledge you have gained studying babysitting. Topics might include, but are not limited to, selecting age-appropriate toys and activities, explaining child behavior, or recognizing child safety concerns. The exhibit may include, but isn't limited to, original works, objects, demonstrations, digital presentations, programs, websites, games, apps, performances, or posters that you have made. Choose whatever method best shows what you've learned. You must furnish any equipment you need for your exhibit. Internet service will not be provided for the exhibit. All exhibits must include something visual, such as a printed copy of a digital presentation, which will remain on display during the exhibition. Electronic equipment will only be used during your personal judging time and will not remain on display during the entire exhibit period. For safety reasons, exhibits cannot include glass, syringes with needles or any other sharp objects.

Babysitting Video Tutorial (50141b)

Create a short (1–5 minute) tutorial video intended for internet publishing that teaches the general public about a topic you learned about in your project learning. Topics for the tutorial video might include, but are not limited to, preparing healthy snacks for kids, looking for hazards in the home, things to avoid when selecting toys for kids, age-appropriate games or activities to use when babysitting, how to change a diaper, basic child first aid, etc.

As part of the video, youth must cite the sources of the information they present (either vocally or on screen as text). Videos should not include video or photo content not recorded by the 4-H'er. Videos should not promote any products and should follow all copyright guidelines. Videos in this category will be judged on the quality and accuracy of the information shared, as well as clarity of presentation, and how engaging they are to a general audience (not on filmmaking techniques).

Youth should have a signed model release for anyone appearing in the video besides themselves, and those should be brought to judging. Forms are available at go.illinois.edu/modelrelease.

You must furnish any equipment you need to show your video to the judge (laptop, tablet, etc.). Internet service is not guaranteed, so please have a hard copy of the video downloaded to your device to play. Electronic equipment will only be used during your personal judging time and will not remain on display during the entire exhibit period. All Exhibitors should also bring a copy of their video to be judged on a USB flash drive and saved in .MP4 format as a backup. In order for something to be on display at your local fair or show, fill out the video information sheet and bring it with you to judging: go.illinois.edu/4HBabysittingVideo. *Note: While exhibitors are encouraged to post their video on www.YouTube.com in advance of the fair, they are not required to do so. If they choose to upload to YouTube they may choose whether to make the video "public" (the video is searchable on the site), or "public, unlisted" (someone must have the link to view it). This will allow fairgoers to view the exhibits on display. Youth ages 13 to 17 should only be posting content to the internet with parental permission. Youth under 13 would need their parents to post the video for them.*

Bicycle Safety Rodeo (Not State Fair Eligible)

Member will be present for judging.

Director Steve Whaley

McLean County Projects Only:

Rules:

1. Bicycles must be owned by the participants. Helmets and safe clothing/closed-toe shoes are required while participating.
2. Placing for each class will be determined by scores on riding events, bicycle inspection (a bell or horn is required by the Illinois Bicycle Rules of the Road), and a written test taken from the appropriate project manual. (If you did not receive a copy of the Illinois Bicycle Rules of the Road with your project manual, ask for one at the Extension office.)
3. Bicycles will remain on the grounds only for the duration of the bicycle rodeo. Bicycles are not permitted on the grounds at any other time.

Classes: **Bicycle I, Ages 8–12 (Not State Fair Eligible)**

Bicycle II, Ages 13+ (Not State Fair Eligible)

Cats (Not State Fair Eligible)

Show will take place on Friday, July 25 at 9 a.m. in Mini Expo.

Member will be present for judging.

Director Richard Van Note

Rules:

1. The online 4-H Quality Assurance and Ethics Certification is required for all youth enrolled in cats. Failure to complete QAEC by June 1st will result in the member being ineligible to exhibit in the McLean County 4-H Show. This is a one-time training, once a 4-H member has completed it for any species (ex. horses, swine, dogs, poultry, etc.) they do not need to complete it again. *The QAEC training can now be accessed in the Clover Academy section of the ZSuite Enrollment System. ZSuite can be accessed at <https://4h.zsuite.org/>. Families can access directions for completing the course at <https://go.illinois.edu/TakeQAEC>.*
2. Owners must show current certificate of rabies vaccination on day of show. Unhealthy cats are not allowed to show.
3. Limited to one cat or kitten.
4. Exhibitor must be in control and care for cat for duration of show.
5. Registered and Domestic cats/kittens will show in the same class.
6. To enroll in a cat sub-class the animal must be 8 months of age or older. To enroll in the kitten sub-class the animal must be 4 to 7 months old.
7. Judging may run ahead of show book schedule below.

McLean County-Level Project:

Sub-Classes:

Cat: Short-hair male

Cat: Short-hair female

Cat: Long-hair male

Cat: Long-hair female

Kitten: Male or Female

Civic Engagement

Check-in on Tuesday, July 22, from 5:30-7 p.m.

Members will be present for judging.

Director Elaine Norin

State Fair Eligible Classes:

Failure to meet requirements will result in lowering of placing by one grade.

See page 6 for display and poster size and restrictions.

Classes:

Civic Engagement 1 (50145)

Exhibit a display illustrating one of the following options: 1) personal information about yourself—who you are, things you like to do, things you are good at, your favorites; 2) your feelings and how you handle these feelings; 3) your family, their responsibilities, how you work together.

Civic Engagement 2 (50146) *Citizenship: Level 2 – My Neighborhood – Required*

Exhibit a display illustrating one of the following options: 1) your neighborhood; 2) how you were a good neighbor or led a service project for your community; **OR** 3) a Citizenship Challenge that you helped organize and lead (see the project book for details).

Civic Engagement 3 (50147) *Citizenship: Level 3 – My Community and Me – Required*

Exhibit a display illustrating one of the activities that you completed within your project as it relates to one of the following categories in the manual: 1) Government; 2) Business and Industry; 3) Transportation, Communication & Utilities; 4) Culture & Heritage; 5) Natural Resources & Environment; 6) Education; 7) Organizations within your community; 8) Tourism; **OR** 9) Support Systems within your community.

Civic Engagement Group Exhibit (50148):

Open to clubs and groups whose members are enrolled in any Civic Engagement project

Exhibit a display illustrating how your group led a service project in your community. The exhibit may include, but isn't limited to, original works, objects, demonstrations, digital presentations, programs, websites, games, apps, performances, or posters which you have made. Choose whatever method best shows what you've learned. You must furnish any equipment you need for your exhibit. Internet service will not be provided for the exhibit. All exhibits must include something visual, such as a printed copy of a digital presentation, which will remain on display during the exhibition. Electronic equipment will only be used during your personal judging time and will not remain on display during the entire exhibit period. The display must be accompanied by no more than 10 4-H members at the time of the judge's critique. Group members should make a 5 to 10-minute presentation to the judge. All group members present for the judge's critique should be able to discuss the project and answer questions. Only group members present for judging who participate in the actual critique and presentation are eligible for ribbons and premiums.

Clothing & Textiles

Member will be present for judging.

Director..... **Jeanne Parks**
Rules:

1. **Failure to meet requirements will result in lowering of placing by one grade.**
2. Member will be present for judging and should bring pattern and instructions and all accessories worn with garment at the time of judging. Garments will be judged on the hanger first, then on the exhibitor with all accessories. Except in Shopping in Style classes when garment(s) and all accessories will be judged ON exhibitor.
3. **Members may enter one sewn clothing project, AND one sewn non-clothing project, AND one non-sewn project within their level.** You may repeat any division any number of years.
4. It is recommended that exhibitors complete STEAM levels in sequence, as each level introduces different sewing techniques that build on each other.
5. Exhibitors may have instruction and guidance when constructing exhibits, but exhibitor must do the actual work themselves.

State Fair Eligible Classes:

Costume Design & Clothing Embellishment

All exhibits entered in the Costume Design & Clothing Embellishment projects will be judged based on their creativity, planning, and execution. Exhibitors bringing garments should not wear their garments when they arrive for judging. The garment will be reviewed by the judges for construction first. Exhibitors will be asked to change into the garment as the second step of the judging process. If the garment was created for another individual, that person can come to judging to model the outfit, or photos of that person in the outfit can be supplied. (Only the exhibitor who made the garment is eligible for ribbon and premium.) If a pattern was used to make the item, the pattern instructions, either written or electronic, are to be included with the exhibit. Exhibit tags should be attached to the garment (preferably with a safety pin and string), not to the hanger. Garments may be worn before exhibiting but should be in good, clean condition. Both projects require youth to complete a project workbook and bring it to judging.

All clothing projects in these categories should follow copyright guidelines. See project resource guides for additional details.

Costume design members wishing to be judged primarily on the sewing construction techniques and fit of their costume should consider entering the Sewing projects instead of costume design. The level to be entered will depend on the sewing techniques used.

Costume Design

Check-in from 5:30-7 p.m. on Tuesday, July 22. Judged at 12:30 p.m. Wednesday, July 23

Costume Design Workbook – Required

Exhibit one costume, created by the member. The costume may contain multiple items. The costume may include supporting accessory pieces (shoes, jewelry, hats, etc.) that complete the look.

Accessory items will not remain on display. If the member created any prop weapons as part of their costume (e.g. swords, firearms, bows, etc.) they may not bring them to judging. Those props can be included in the photographs of the completed look in the Illinois 4-H Costume Design Workbook.

Bring a completed copy of the Costume Design Workbook (go.illinois.edu/4HCostumeWorkbook) to show your project journey. Youth should enter the class that aligns with their experience with costume design in any form (including outside of 4-H).

Costume Design Beginner (50157a) – For members with 2 or less years of experience in costume design (including this year)

Costume Design Advanced (50157b) – For members with 3 or more years of experience in costume design (including this year)

Clothing Embellishment

Check-in from 5:30-7 p.m. on Tuesday, July 22. Judged at 12:30 p.m. Wednesday, July 23

Clothing Embellishment Workbook – Required

Exhibit one look or outfit, consisting of no more than three coordinated pieces that have been embellished with 1 or more clothing embellishment techniques. Bring a completed copy of the Clothing Embellishment workbook (go.illinois.edu/4HEmbellishmentWorkbook) to show your project journey. No accessory items (such as shoes, jewelry, hats, etc.) should be brought to judging (they can instead be used in the final look photos in the project workbook). Youth should enter the class that aligns with the technique(s) used in their outfit).

Classes:

Clothing Embellishment Applied (50158a)

Decoration is attached by gluing, fusing, or painting. Examples: jewels, puff paints, appliqué, tie dye.

Clothing Embellishment Stitched (50158b)

Decoration is hand or machine-stitched. Examples: machine or hand sewing, such as adding a collar or skirt, appliqué, satin stitch, embroidery, quilting, beading, knitting or crochet (4-H'er does not need to create the knit or crochet piece themselves, it could be purchased or made by others but attached by the 4-H'er).

Clothing Embellishment Combination (50158c)

Decoration includes any combination of both applied and stitched techniques across the outfit.

Sewing 1 – FUNdamentals

STEAM Clothing 1: FUNdamentals – Required

Check-in from 5:30-7 p.m. on Tuesday, July 22. Judged at 12:30 p.m. Wednesday, July 23.

For Sewing 1, members may enter one sewn project, one sewn non-clothing project, and one non-sewn project within their level.

Non-Sewn Exhibits (50151a) Exhibit one of the following:

Clothing Portfolio – Complete at least three different samples/activities from Chapter 2 and/or Chapter 3 of the project manual. Examples of samples you might include How Two Magically Become One, pages 85-86; No Fear of Fray, pages 93-95; Two Sides of the Moon, pages 97-99; On the Flip Side, pages 101-104; Basic Hand Sewing Skills, pages 106-108. The Portfolio should be placed in an 8 ½" x 11", 3 ring binder. Include an appropriate cover, dividers, and table of contents. Note: Additional pages can be added each year but must be dated with the year. See pages 9–10 of the project manual for portfolio formatting.

Fabric Textile Scrapbook – Must include at least 5 different textile samples. Use Textile Information Cards template on page 41 in the project manual to identify fabric swatches. Completed textile cards should be placed in an 8 ½" x 11", 3-ring binder. Include an appropriate cover. See project manual, pages 42–74, for fabric options and fabric science experiments.

What's the Difference – What's the Price Point – Exhibit may include a notebook, poster, small display sharing a project comparison and price point. See activity, pages 118–120. Exhibit should include PHOTOS; NO actual PILLOWS.

Sewn Non-Clothing Exhibits (50151b) Exhibit one of the following:

- Pillowcase
- Simple Pillow—no larger than 18" x 18"
- Bag/Purse—no zippers or buttonholes
- Other non-clothing item using skills learned in project manual

Sewn Clothing Exhibits (50151c) Exhibit one of the following:

- Simple top
- Simple pants, shorts, or skirt—no zipper or buttonholes
- Simple Dress—no zipper or buttonholes
- Other—other wearable item using skills learned in project manual (apron, vest, etc.)

Beginning Sewing Exhibits—exhibits in *Sewing 1* must be made from medium weight woven fabrics that will sew and press smoothly, flannel/fleece is acceptable. Solid color fabrics or those having an overall print are acceptable. We strongly advise youth do not select fabrics with plaid or stripe patterns as judges will expect stripes to match at seams, which is a more advanced-level skill. NO NAPPED or JERSEY KNIT fabric. Patterns should be simple WITHOUT DARTS, SET-IN SLEEVES, and COLLARS. Raglan and loose flowing sleeves are acceptable.

***Bring on a hanger, in a clear garment bag.**

Sewing 2 – Simply Sewing

STEAM Clothing 2: Simply Sewing – Required 

Check-in from 5:30-7 p.m. on Tuesday, July 22. Judged at 12:30 p.m. Wednesday, July 23.

For Sewing 2, members may enter one sewn clothing project, one sewn non-clothing project, and one non-sewn project within their level.

Non-Sewn Exhibits (50152a) Exhibit one of the following:

- **Clothing Portfolio** – Complete at least four different samples/activities from Chapters 2, 3 AND/OR 4 of the project manual. The Portfolio should be placed in an 8 ½" x 11", 3 ring binder. Include an appropriate cover, dividers, and table of contents. Note: This can be a continuation of a Portfolio created in Sewing 1. Additional pages can be added each year but must be dated with the year created. See project manual, pages 9–11, for portfolio formatting.
- **Expanded Textile Science Scrapbook** – Must include at least 10 different textile samples. Use Textile Information Cards template on page 39 in the project manual to identify fabric swatches. Completed textile cards should be placed in an 8 ½" x 11", 3 ring binder. Include an appropriate cover. See project manual, pages 40–82, for fabric science experiments.
- **Design Basics** – Understanding Design Principles – Exhibit should include a learning experience that demonstrates the design principles and elements involved when selecting fabric for clothing and accessories. See project manual, pages 17–20, for design suggestions.

- **Entrepreneurial Sewing** – Exhibit should highlight items you made for sale online. Create an exhibit that displays products you made and posted online. Refer to the project manual, pages 161–167, for information on how to analyze the cost of similar purchased items to determine pricing of your products. The exhibit may be a notebook, poster or small display.

Sewn Non-Clothing Exhibits (50152b) Exhibit one of the following:

- **Recycled Clothing Accessory** – Create a clothing accessory made from a used item. The item must be changed in some way in the redesign process. The finished accessory must reflect at least one skill learned in the project and exhibitor should be able to identify the skill used. A before picture and a description of the redesign process must accompany the exhibit. Clothing accessory may include hat, bag, scarf, belt, etc.
- **Non-Clothing Item OR Clothing Accessory** – Create a non-clothing item or clothing accessory using at least one skill learned in this project. Exhibitor should be able to identify the skill used.

Sewn Clothing Exhibits (50152c) Exhibit one of the following:

- **Recycled Clothing** – Create a garment from used textile-based items. The original used item must be redesigned (not just embellished or decorated) in some way to create a new wearable piece of clothing. The finished garment must reflect at least one skill learned in this project and exhibitor should be able to identify the skill used. A before picture and a description of the redesign process must accompany the exhibit.
- **Constructed garment** – Any garment with facings or curves. Should use at least one skill learned in this project and exhibitor should be able to identify the skills used. Garment should be appropriate for the age and experience of the member.

Sewing 3 – A Stitch Further

STEAM Clothing 3: A Stitch Further – Required



Check-in from 5:30–7 p.m. on Tuesday, July 22. Judged at 12:30 p.m. Wednesday, July 23

For Sewing 3, members may enter one Sewn Clothing Exhibit, one Sewn Non-Clothing Exhibit, and one Non-Sewn Exhibit within their level.

Non-Sewn Exhibits (50153a) Exhibit one of the following:

- **Clothing Portfolio** – Complete at least four different samples/activities from Chapters 2, 3 AND/OR 4 of the project manual. The Portfolio should be placed in an 8 ½" x 11", 3 ring binder. Include an appropriate cover, dividers, and table of contents. Note: This can be a continuation of a Portfolio created in Sewing 1 and/or Sewing 2. Additional pages can be added each year but must be dated with the year created. See project manual, pages 11–13, for portfolio formatting.
- **Expanded Textile Science Scrapbook** – Must include at least 10 different textile samples. Use Textile Information Cards template on page 29 in the project manual to identify fabric swatches. Completed textile cards should be placed in an 8 ½" x 11", 3 ring binder. Include an appropriate cover. See project manual, pages 39–52, for fabric science experiments.
- **Advanced Entrepreneurial Sewing** – Using knowledge gained in project manual, Chapter 5, display one sample product with a business plan that includes a business ID and logo. The exhibit may be a notebook, poster or small display.

Sewn Non-Clothing Exhibit (50153b) Exhibit one of the following:

- Recycled Clothing Accessory – Create a clothing accessory made from a used item. The item must be changed in some way in the redesign process. The finished accessory must reflect at least one skill learned in the project and exhibitor should be able to identify the skill used. A before picture and a description of the redesign process must accompany the exhibit.
- Non-Clothing Item OR Clothing Accessory – Create a non-clothing item or clothing accessory using at least one skill learned in this project. Exhibitor should be able to identify the skill used.

Sewn Clothing Exhibit (50153c) Exhibit one of the following:

- Recycled Clothing – Create a garment from used textile-based items. The original used item must be redesigned (not just embellished or decorated) in some way to create a new wearable piece of clothing. The finished garment must reflect at least one skill learned in this project and exhibitor should be able to identify the skill used. A before picture and a description of the redesign process must accompany the exhibit.
- Constructed garment – Any garment constructed by the member which is appropriate for the age and experience of the exhibitor. Should use at least one skill learned in this project and exhibitor should be able to identify the skills used. Possible examples are wool garment, dress or jacket with set in sleeves and zipper or buttons and buttonholes, suit, evening gown or sport outfit.

Shopping in Style

Shopping in Style Digital – Required



Check-in from 5:30–7 p.m. on Tuesday, July 22. Judged at 8:30 a.m. Wednesday, July 23.

Member will be present for judging.


Members are encouraged to spend more than one year involved in this project, so they have time to learn what clothing styles look best on them while they also gain skills in building a versatile wardrobe and staying within their budget. Each year enrolled in Shopping should build on previous year's learning experience. For all levels of this project, participants should bring a garment to display and model for the judge.

State Fair Eligible Classes:


Shopping in Style: Beginning (Levels 1 & 2) (50154) Choose **one** of the following activities from Unit 1 or Unit 2 of the project book to exhibit:

- Exhibit should consist of a garment that reflects your personal style along with a poster or report that 1) explains how this garment reflects your style and how it influences what others think of you; **OR 2)** how your personal style either aligns or contradicts what is “in style” today. **OR**
- Exhibit should include a garment you purchased along with a poster or report that explains or illustrates how this garment is either 1) a modern version of a fad or fashion from an earlier decade; **OR 2)** how this garment reflects a different ethnic or cultural influence. Exhibit should include garment you purchased along with a poster or report that provides 1) a body shape discussion and how body shape influences clothing selections; **OR 2)** a color discussion that provides an overview of how different colors complement different hair colors and skin tones and how that influenced garment selection. Poster or report may include pictures from magazines, the internet or actual photos of garments. **OR**

- Exhibit should include garment you purchased along with a poster or report that 1) explains how this garment uses the principles of design lines to create an illusion to alter appearance; **OR** 2) explains how color and texture of fabrics can complement or enhance appearance. Poster or report may include pictures from magazines, the internet, or actual photos of garments.

Shopping in Style: Intermediate (Levels 3 & 4) (50155) *Shopping in Style Digital – Required* 

- Exhibit should include two clothing items that were previously a part of your wardrobe that still fit but you don't wear anymore and pair them with something new to make them wearable again. Also include a report that explains why the garment was not being worn and what you did to transform it into a wearable garment again. **OR**
- Exhibit should include at least five pieces of clothing that exhibitor can mix and match to create multiple outfits. Include a poster or report that includes a clothing inventory **AND** describes what you have learned by completing this activity. Please bring at least one complete outfit from the selected clothing to display and model for the judge. **OR**
- Exhibit should include garment you purchased along with a poster or report that 1) includes a wardrobe inventory which indicates why you selected the garment you did, clothing budget, and cost of garment; **OR** 2) explains how advertising influences clothing purchases making a distinction between wants and needs; and how the purchase of this garment compliments and/or extends your wardrobe. **OR**
- Exhibit should include garment you purchased along with a poster or report that 1) describes a cost comparison of this item completed by the exhibitor when purchasing the garment; should include variety of shopping options and/or price tracking at stores over a period of time; **OR** 2) provides a quality comparison rating the specific clothing item purchased based on care, construction, cost and unique features; should include construction quality details, design features that influenced selection, cost per wearing, and garment care.

Shopping in Style: Advanced (Level 5 & 6) (50156) *Shopping in Style Digital – Required* 

Choose **one** of the following activities from Unit 5 or Unit 6 of the project book to exhibit:

- Exhibit should include garment you purchased along with a poster or report that summarizes care requirements not only for this garment but also for garments made of other natural and synthetic fibers; exhibit should also include a care cost analysis for garments of different fibers. **OR**
- Exhibit should include garment you purchased which you have repaired or altered along with a poster or report that provides a clothing inventory list which includes cost savings for repaired items as compared to purchasing replacement garments. **OR**
- Exhibit should include multiple garments you purchased along with a poster or report that provides plans and commentary for a fashion show that would capture the attention of an audience. Fashion show plans should identify target audience, include show venue, purpose of the show, and logistical plan for the fashion show. This should also include a financial plan. Exhibitor should be prepared to demonstrate modeling skills and bring at least one garment to display and wear.

McLean County Projects Only:

Fashion Revue—NOT STATE FAIR ELIGIBLE

All 4-H members enrolling in STEAM Clothing 1, 2, and 3 Sewn Clothing, Recycled Clothing or Accessories, Shopping in Style, and Visual Arts wearable art exhibits (knitting, crocheting, or wearable arts) may participate in the Fashion Revue. Each 4-H member may model and exhibit from only one class. Participation is optional. Participants must submit emcee commentary, available at check-in. A box to distribute forms and collect description write-ups will be available in the Home and Family area from Tuesday–Friday at 5 p.m.

On Saturday, July 26, will be a modeling workshop from 9–11 a.m., This is a drop-in time to practice, learn poses, and become familiar with walking on the stage. A 4-H member may earn top model once in each revue. Thereafter, they are eligible to win second through fifth place.

Classes:

Junior Fashion Revue (not state fair eligible): All exhibitors ages 8 to 12 as of September 1, 2024 are eligible to enter the Junior Revue beginning at 1 p.m., Saturday, July 26 in the Cloverleaf Auditorium. Contestants must lineup beginning at 12:30 p.m. Revue begins at 1 p.m.

Senior Fashion Revue (not state fair eligible): All exhibitors 13 and older as of September 1, 2024 are eligible to enter the Senior Revue beginning 15 minutes after the Junior Fashion Revue, Saturday, July 26 in the Cloverleaf Auditorium. Contestants must be in place for lineup beginning at 1:45 p.m. Revue begins 15-minutes after Junior Fashion Revue.

College & Career Readiness

Check-in on Tuesday, July 22, from 5:30-7 p.m.

Member will be present for judging.

Director Sara Zimmerman

State Fair Eligible Classes:

Classes:

Build Your Future (50365): Build Your Future Notebook – Required

Develop a career portfolio that includes the items listed below. Members are encouraged to spend more than one year involved in this project, so they have time to thoroughly explore the learning modules and develop a greater understanding of planning and preparing for their future and develop a comprehensive career planning portfolio. The original OR photocopies of the completed activities from the project manual should be included in the portfolio. Each year enrolled in the project should build on previous year's learning experiences.

First Year – Complete a minimum of Activities 1–4 from the Build Your Future project manual which includes: Skills...Choices...Careers; Making Career Connections; Build Your Future Through Portfolios; and Education Pay\$.

Second Year – Complete a minimum of Activities 5–7 from the Build Your Future project manual that includes: Career FUNds; Turn Your 4-H Passion into Profit; and Pounding the Pavement.

Third Year – Complete a minimum of Activities 8-9 from the Build Your Future project manual which includes: Putting the Pieces Together: Goals for the Future; and Pathways to Success.

Communications

Check-in on Tuesday, July 22, from 5:30-7 p.m.

Member will be present for judging.

Director..... Sara Zimmerman

State Fair Eligible Classes:

Communications 1, 2, 3 (50368) *Communications Module 1, 2 or 3 – Required*

For 1st year enrolled in project: Exhibit a binder portfolio showcasing at least three activities from the project manual. Show basic activities and anything that extended lessons. For 2nd and 3rd years in project: Include everything from earlier years' work and add a section showcasing at least four additional activities per year.

Journalism, News & Social Media (50369) *Journalism, News & Social Media – Required*

Exhibit a binder portfolio showing the results of the appropriate year's activities noted below:

- Year 1: Accomplishments of a minimum of 5, 2-star activities, answering all the questions in the activities.
- Year 2: Results of doing a minimum of 5, 2-star activities, answering all the questions in the activities.
- Year 3: Results of doing a minimum of 5, 3-star activities. One of the activities must include writing an advance story, a follow-up story, or a feature story.
- Year 4: Results of doing at least 2, 2-star activities and 3, 3-star activities. If the activities include making an audio or videotape, State Fair will provide a way for the judge to view or listen to it.

State Delegate Communications Exhibits: If promoted to state, follow the instructions below to submit your entry by August 1 to the State 4-H Office.

1. Members are strongly encouraged to upload their submission to the State Communications Box folder at least two days prior to the beginning of State Fair. Members need to include their name and county in the title of the file. Upload files to: go.illinois.edu/StateFairSubmissions.
2. Members are also required to bring hard copy of their project to drop off the morning that their county is exhibiting at the state fair.

Communications: Public Speaking

Member will be present for judging.

Director..... Sara Zimmerman

Rules:

- 1 Exhibitor must pre-register for the event.
- 2 Failure to stay within time limits will result in lowering of placing by one grade.
- 3 Exhibitors should be prepared with own props. If presentation uses a computer program, have a back-up plan in place.
- 4 May enter in no more than **four** classes in public presentations.
- 5 Participating Youth must be 8 years of age on or before September 1, 2024. Participating youth turning 14 years of age on or before September 1, 2024 must enroll as advanced.
- 6 If after one minute exhibitor has not begun the speech, they will be disqualified.
- 7 Winning presentations may be asked to give their presentation at the McLean County 4-H Show.
- 8 No live animals are allowed in speeches.

State Fair Eligible Classes:

Participating youth turning 14 years of age on or before **September 1, 2024**, **must** enroll as advanced. Youth looking for resources to help prepare for this contest can reference the following: [Finding your Voice: Public Speaking made Easy](#) (Public Speaking)

Formal Speech

Self-written | Notes Allowed | No props | Individual | 4–5 minutes for beginners; 5–6 minutes for advanced

Formal Speech—Original Beginner Ages 8–13 (50501A)

Formal Speech—Original Advanced Ages 14 & Up (50501B)

Formal Speeches share the presenter’s own unique view and are intended to motivate, persuade, or inform an audience and may include a call to action. Youth may deliver a speech on any topic they wish.

Illustrated Speech

Self-written | Notes Allowed | Illustrations Required | Individual | 4–5 minutes for beginners; 5–6 minutes for advanced

Illustrated Speech—Beginner Ages 8–13 (50503A)

Illustrated Speech—Advanced Ages 14 & Up (50503B)

Illustrated Speeches may be used to inform, persuade, or motivate the audience while using a visual aid. Visual aids may be two dimensional, three-dimensional, or digital. Youth may include audience participation. Digital visual aids must be stored on a USB flash drive. Illustrated speeches may be:

How-to demonstrations which show the audience how to do something.

Object lessons which use objects as metaphors to share a message.

Educational models where drawings or diagrams help explain a topic.

Original Works

Self-written | Notes Allowed | Props and Costumes Allowed | Individual or 2-Person Team | Youth must provide manuscripts to judge | 4–6 minutes

Original Works—Individual (50504)

Original Works—Team (50505)

Original works must be written entirely by the presenter. It may be presented as an individual or a two-person team entry. Manuscripts must be sent in advance to the contest. Presentations may be designed for TV, radio, or online media and must be presented live. The types of entries could include:

- Prose and Short Stories
- Poetry/Spoken Word
- Broadcast Media Program
- Theatrical
- Combined Program: Combine any number of the above elements along with other creative presentation forms

Oral Interpretation

Published Work | Props and Costumes Allowed | Individual or 2-Person Team | Youth must provide manuscripts to judge | 4–6 minutes

Oral Interpretation—Individual (50506)

Oral Interpretation—Team (50507)

Presentations in Oral Interpretation must be published works, and manuscripts or transcripts must be submitted prior to the event. They may be presented as an individual or a two-person team entry. The types of entries could include:

Prose and Short Stories

Poetry

Theatrical Interpretation

Published Speech Recitation: Excerpt from a spoken presentation delivered by a public figure, such as Winston Churchill, Dr. Martin Luther King, Jr., or Maya Angelou

Combined Program: Combine any number of the above elements along with other creative presentation forms

Computer Science

Check-in on Tuesday, July 22, from 5:30–7 p.m.

Member will be present for judging.

Director Steve Whaley

Rules:

- A More than one class may be entered. Classes are not project book specific.
- B All exhibits must include something visual, such as a printed copy of
 - a digital presentation, which will remain on display during the exhibition.
- C Electronic equipment will only be used during personal judging time and will not remain on display during the entire exhibit period.
- D Any member found to be using computer software in a manner that infringes on copyright laws will be disqualified.
- E Conference judging is very important to help our judges discover precisely what each 4-H member learned. Often, being able to demonstrate what was learned is better than having a perfect display.

NOTE: 4-H members that require computers for their display must bring their own computer and should remove the computer from the judging area following judging. Someone will monitor exhibitors' computers during judging time. No internet connectivity will be available, please plan accordingly. Computers left after judging will be taken to the 4-H office in Cloverleaf Hall.

All exhibits must include something visual such as a poster or printed copy of digital presentation, which will remain on display during the exhibition. Electronic equipment will only be used during your personal judging and will not remain on display during the exhibit period.

State Fair Eligible Classes:

Beginning Visual Programming (50135)

Open to youth in Computer Science Visual Based Programming

Exhibit a simple program using Scratch (or other simple visual programming language). The program should include 8 different commands including looping and getting input from the keyboard and mouse. All exhibits must include something visual, such as a poster or printed copy of a digital presentation, which will remain on display during the exhibition. Electronic equipment will only be used during your personal judging time and will not remain on display during the entire exhibit period.

Intermediate Visual Programming (50136)

Open to youth in Computer Science Visual Based Programming

Exhibit a program using Scratch (or other simple visual programming language) that you have downloaded from the internet and modified. Compare the two programs and demonstrate the changes you made to the original program; **OR** create an animated storybook using Scratch (or other simple graphical programming language). All exhibits must include something visual, such as a poster or printed copy of a digital presentation, which will remain on display during the exhibition. Electronic equipment will only be used during your personal judging time and will not remain on display during the entire exhibit period.

Advanced Visual Programming (50137)**Open to youth in Computer Science Visual Based Programming**

Exhibit a video game you have created in Scratch (or other simple visual programming language). All exhibits must include something visual, such as a poster or printed copy of a digital presentation, which will remain on display during the exhibition. Electronic equipment will only be used during your personal judging time and will not remain on display during the entire exhibit period.

Website Design (50138)**Open to youth in any Computer Science Project Area**

Exhibit an original website that you have designed using a programming language such as HTML (cannot be made with website builder like Wix or Squarespace). Internet access will not be provided, so exhibitors must supply their own internet hotspot or the website must be hosted on the exhibitor's computer. All exhibits must include something visual, such as a poster or printed copy of a digital presentation, which will remain on display during the exhibition. Electronic equipment will only be used during your personal judging time and will not remain on display during the entire exhibit period.

Text-Based/Open-Source Computer Science (50139)**Open to youth enrolled in any Computer Science or Robotics project**

Demonstrate the skills and knowledge you have gained through the Computer Science project using a text-based programming language (Python, Java, C, etc.). The exhibit may include, but isn't limited to, original works, objects, demonstrations, digital presentations, programs, websites, games, apps, performances, or posters which you have made. Choose whatever method best shows what you've learned. Your exhibit should not fit in the other exhibit options for this project. You must furnish any equipment you need for your exhibit. Internet service will not be provided for the exhibit. Exhibits in this class may also demonstrate successful application of open source (publicly available) computing software and/or hardware, such as Raspberry Pi and Linux, to accomplish a task. All exhibits must include something visual, such as a poster or printed copy of a digital presentation or programming flowchart, which will remain on display during the exhibition. Exhibits in this area will be judged on the computer science programming. Electronic equipment will only be used during your personal judging time and will not remain on display during the entire exhibit period. Exhibits in this class must be able to fit on no more than a 3' x 2' space (or ground footprint).

Consumer Education

Check-in from 5:30–7 p.m. on Tuesday, July 22. Judged at 8:30 a.m. Wednesday, July 23.

Member will be present for judging.

Director Jeanne Parks

Failure to meet requirements will result in lowering of placing by one grade.

State Fair Eligible Classes:

Entrepreneurship: Be the EI (50166) *Be the “E” Entrepreneurship Guide – Required*

Exhibit a binder portfolio or display that includes the results of at least two completed activities from each year the exhibitor has been enrolled in the project. Completed activities from previous years should be included.

My Financial Future 1 Beginner (50168) *My Financial Future Beginner Youth Notebook – Required*

Develop a Financial Planning portfolio which includes the items listed below. This project can be completed all in one year; or a member may take several years to explore each of the activities and develop a more detailed financial plan. The original OR photocopies of the completed activities from the project manual should be included in the portfolio. Each year enrolled in the project should build on previous year’s experiences.

- **First Year** – Complete a minimum of Activities 1–6 from the My Financial Future – Beginner project manual which includes: Who Needs This?; Let’s get SMART; Bringing Home the Bacon; Managing Your Money Flow; My Money Personality; and Money Decisions.
- **Second Year and Beyond** – Complete a minimum of Activities 7–11 from the My Financial Future – Beginner project manual which includes: Banking your \$\$\$\$; Charging it Up; Check it Out; Better than a Piggy Bank!; and My Work; My Future.

My Financial Future 2 Advanced (50169) *My Financial Future Advanced Notebook – Required*

Building on your previous work in My Financial Future – Beginner project, continue adding to your Financial Planning portfolio which includes the items listed below. Members are encouraged to spend more than one year involved in this project, so they have time to thoroughly explore the learning modules and develop a greater understanding of financial literacy, planning for their future, and develop a comprehensive career and financial planning portfolio. The original OR photocopies of the completed activities from the project manual should be included in the portfolio. Each year enrolled in the project should build on previous year’s learning experiences.

- **First Year** – Complete a minimum of two activities from Module 1: Earning Income and Career Planning and Module 2: Organizing Your Flow.
- **Second Year** – Complete all activities not previously completed in Module 1: Earning Income and Career Planning and Module 2: Organizing Your Flow; **AND** a minimum of two of the activities from Module 3: Working with Banks and Credit Unions: Bank on It and Module 4: Making Your \$ Work 4 U.
- **Third Year and Beyond** – Complete all activities not previously completed in Module 3: Working with Banks and Credit Unions: Bank on It and Module 4: Making Your \$ Work 4 U; **AND** a minimum of two activities from Module 5: Credit and Consumer Breadcrumbs

Creative Writing

Check-in on Tuesday, July 22, from 5:30-7:00 p.m.

Member will be present for judging.

Director Sara Zimmerman

Each member may submit only one entry per class. Each entry is to be typewritten on 8 ½" x 11" paper and include exhibitor's name. Entries must be original and written for the 4-H project. Stories should be double-spaced. Poems may be single-spaced.

State Fair Eligible Classes:

Creative Writing (50367)

Submit one of the following. The entry is to be typewritten on 8 ½" x 11" paper and include exhibitor's name. Entries must be original and **written for the 4-H project**. Stories should be double-spaced. If you want to be judged on the artistic aspects of your graphic novel, this project should be entered in Visual Arts: Chalk, Carbon, Pigment.

- **Short Story**—A fiction piece comprised of three basic elements: a theme, a plot, and characters. Submit one story, maximum length: 2,000 words.
- **Essay**—A short nonfiction composition in which a theme is developed, or an idea is expressed. Submit one essay, maximum length: 500 words.
- **Feature Story**—Nonfiction human-interest story judged on interest to readers, writing style, readability, and thoroughness of coverage. Submit one story, maximum length: 1,000 words.

State Delegate Creative Writing Exhibits: If promoted to state, follow the instructions below to submit your entry by August 1 to the State 4-H Office.

1. Members are strongly encouraged to upload their submission to the State Communications Box folder by August 1, prior to the beginning of State Fair. Members need to include their name and county in the title of the file. Upload files to: go.illinois.edu/StateFairSubmissions
2. Members are also required to bring a hard copy of their project to drop off the morning that their county is exhibiting at the state fair.

Poetry

Check-in on Tuesday, July 23, from 5:30-7 p.m.

Member will be present for judging.

Director Sara Zimmerman

Submit one of the following. The entry is to be type written on 8 ½" x 11" paper and include exhibitor's name. Entries must be original and written for the 4-H project. Poems may be single-spaced.

State Fair Eligible Classes:

Poetry (50371)

Submit one of the following. The entry is to be typewritten on 8 ½" x 11" paper and include exhibitor's name. Entries must be original and **written for the 4-H project**. Poems may be single-spaced. The entries should be submitted by August 1 to the state 4-H office.

- **Rhymed Poetry**—An interpretation of a subject in rhymed verse. Submit a collection of three poems.
- **Free Style Poetry**—An interpretation of a subject in unrhymed verse. Submit a collection of three poems.

State Delegate Creative Writing Exhibit: *If promoted to state, follow the instructions below to submit your entry by August 1 to the state 4-H office.*

1. Members are strongly encouraged to upload their submission to the State Communications Box folder at least two days prior to the beginning of State Fair. Members need to include their name and county in the title of the file. Upload link will be given to the youth promoted to State.
2. Members are also required to bring hard copy of their project to drop off the morning that their county is exhibiting at the state fair.

Crops

Check-in on Tuesday, July 22, from 5:30–7 p.m.

Member will be present for judging.

Director Sally Whaley

Rules:

- A All small grain and forage exhibits must be grown during 2025.
- B Corn and soybean grain exhibits must be grown by exhibitor during 2025 year.
- C Hay: 2–3 flakes of any type of baled hay.
- D Sheaf classes shall be securely tied and be 3"–4" in diameter at center band.
- E Living corn and soybean exhibits must contain root system and exhibitor must compete in corn and soybean gallon classes, respectively. First year exhibitors in this area are exempt from this rule.
- F Gallon classes must place name of exhibitor on the bottom of the jar on the inside.
- G Must be competing in corresponding gallon classes to enter live plants (except for first year exhibitors).

Exhibitors must include the following information in their **crop records**:

1. Planting date
2. Population of the area the plant was taken from
3. Row spacing
4. Relative maturity of the variety
5. Best feature of your plant/Worst feature of your plant

Note: The use of 4" x 6" cards is no longer required. All information must be documented directly in the crop records.

This class will be judged on the following criteria:

1. Uniformity—the individual plants should be “mirror” image
2. Health
3. Yield Potential

State Fair Eligible Classes:

Soybeans (50170) Record Book – Required



Exhibit five fresh plants (include root system that is washed) that are representative of member's 4-H project field; **OR** exhibit an experimental or educational project related to one experience from your project. Include explanation of the project in a report for public understanding. Include the member's crop records with the exhibit, such as the 4-H crop record found online at 4-H.illinois.edu, an FFA crops record, or similar information.

Corn (50171) Record Book – Required



Exhibit two fresh plants of field corn (include root system that is washed) that are representative of member's 4-H project field; **OR** exhibit an experimental or educational project related to one experience from your project. Include explanation of the project in a report for public understanding. *Sweet corn should be exhibited in Vegetable Gardening unless being raised under commercial contract by the exhibitor.* Include the member's crop records with the exhibit, such as the 4-H crop record found online at 4-H.illinois.edu, an FFA crops record, or similar information.

Small Grains (50172) Record Book – Required



Exhibit one gallon of the current year's crop of oats, wheat, rye, or barley that is representative of the member's 4-H project field; **OR** exhibit an experimental or educational project related to one experience from your project. Include explanation of the project in a report for public understanding. Include the member's crop records with the exhibit, such as the 4-H crop record found online at 4-H.illinois.edu, an FFA crops record, or similar information.

Crops Innovation Class (50173)**Open to youth enrolled in any Crops project**

Demonstrate the skills and knowledge you have gained through the Crops project. This could be related to, but not limited to crop production, crop utilization or topics of interest to the member related to agronomy. The exhibit may include, but isn't limited to, original works, objects, demonstrations, digital presentations, programs, websites, games, apps, performances, or posters which you have made. Choose whatever method best shows what you've learned. Your exhibit should not fit in the other exhibit options for this project. You must furnish any equipment you need for your exhibit. Internet service will not be provided for the exhibit. All exhibits must include something visual, such as a printed copy of a digital presentation, which will remain on display during the exhibition. Electronic equipment will only be used during your personal judging time and will not remain on display during the entire exhibit period.

McLean County Projects Only:

Soybeans, 1 gallon (not state fair eligible): Anyone can participate in this class and the grain can come from any source so long as the exhibitor obtains the grain and prepares the sample themselves. This class will be judged on the following criteria: uniformity of size and color, and cleanliness.

Corn, 1 gallon shelled (not state fair eligible): Anyone can participate in this class and the grain can come from any source so long as the exhibitor obtains the grain and prepares the sample themselves. This class will be judged on the following criteria: uniformity of size and color, and cleanliness.

Corn, 5 Ear Sample (not state fair eligible): Same rules as Corn, 1 gallon shelled. May be displayed in a sturdy container.

Additional Rules for the Following McLean County Crop Classes: Anyone can participate in the following classes and the exhibit can come from any source so long as the exhibitor obtains and prepares the sample themselves. These classes will be judged on the following criteria: uniformity of size and color, and cleanliness.

Hay, Pure Alfalfa (Not State Fair Eligible): one 6–12 inch slice, should be 95% alfalfa

Hay, Grass-One or more grasses (Not State Fair Eligible): one 6–12 inch slice, should be 95% grass

Hay, Grass/Legume Mix (Not State Fair Eligible): one 6–12 inch slice

Haylage or Silage (Not State Fair Eligible): 1 gallon, in gallon size plastic bag

Popcorn & All Others (Not State Fair Eligible): 1 quart. Please include the popcorn variety in your records.

Popcorn Ear (Not State Fair Eligible): 5 samples.

Oats, sheaf (Not State Fair Eligible) Wheat, sheaf (Not State Fair Eligible)

Crops Awareness: Exhibit to be an educational exhibit consisting of a poster, display, notebook, or other material. See page 6 for display and poster size restrictions. Topics may be from the following: consumer/industrial uses of crops; agronomic display: botany, fertility, etc., integrated pest management: weeds/insect/diseases; "Dollars & Cents" of crop production, commodity marketing/summary of accomplishment, etc.

Classes:

Crops Awareness: Ages 8–12

Crops Awareness: Ages 13+

Crop Plots—Not State Fair Eligible

Each fall youth enrolled in corn or soybeans, as a 4-H project, are contacted and asked if they would like to participate in the McLean County Crop Plot program. If your youth would like to participate in 2024-2025 please make sure they re-enroll and add corn and/or soybeans to their ZSuite profile prior to the 2024-2025 4-H project enrollment date.

Rules:

- A Must notify Extension office of intent to participate in December and be currently growing corn or soybean plot.
- B Field display and interview classes are judged at exhibitor's plot the week prior to the 4-H Show.
- C Poster classes require a plot poster with pictures and will be judged at the 4-H Show.
- D Harvest Record classes are reviewed in December following the 4-H show.
- E The youth's family does not have to own the land in which the plot resides, you may find a location to host your plot for the season.

McLean County Projects Only:

Classes (not state fair eligible):

JUDGED AT PLOT:

(PRE-SHOW)

Field Display: Corn

Field Display: soybeans

Corn interview

Soybean interview

JUDGED AT 4-HSHOW:

Poster: Corn

Poster: soybeans

DUE DECEMBER 1:

(JUDGED POST-4-H SHOW)

Harvest Record: Corn

Harvest Record: Soybean

Dogs

Director.....Stephen Froidcoeur

Department Dogs Rules: (The following rules apply to all dog classes)

- A. All McLean County Fair & 4-H Show Rules and Regulations and General Livestock Rules and Regulations apply to all dog classes.
- B. Dogs must be under the supervision of the exhibitor at all times, either on leash (max. 6 foot long) or crated and must not be taken near livestock buildings.
- C. Dogs must have CURRENT CERTIFICATE OF RABIES VACCINATION on day of show. Certificate MUST include positive identification of the dog to be shown.
- D. Dogs must have proof of certification in AKC Canine Good Citizen on day of show to count as 5 tricks for the tricks classes and/or to participate in obedience classes if they are new to obedience.
- E. Dogs showing in agility must be one year of age or older. For all other classes, dogs must be six months of age or older.
- F. Dogs must be cared for, trained by, and belong to the exhibitor or to a member of their immediate family. The dog may be leased, if trained by and cared for by the leasing exhibitor for the length of the project. A signed lease agreement form must be on file with the local Extension office by June 1 of the current year.
Note: No leased dogs may be used in Conformation classes.
- G. Female dogs in season or lactating are ineligible to compete.
- H. The online 4-H Quality Assurance and Ethics Certification is required for all youth enrolled in dogs. Failure to complete QAEC by June 1 will result in the member being ineligible to exhibit in the McLean County and Illinois State Fair. This is a one-time training. Once a 4-H member has completed it for any species (ex. horses, swine, dogs, poultry, etc.) they do not need to complete it again. *The QAEC training can now be accessed in the Clover Academy section of the ZSuite Enrollment System. ZSuite can be accessed at <https://4h.zsuite.org/>. Families can access directions for completing the course at <https://go.illinois.edu/TakeQAEC>.*
- I. Dogs will remain on the grounds during the dog show and be sent home afterward.
- J. Waste management: Anyone not cleaning up after their dog will be excused from the show. Cleaning supplies and disposal containers are available at various locations around the showgrounds.
- K. Check-in will begin at 8 a.m. for agility. Check-in for all other classes will begin at 9 a.m. Please check-in a minimum of 30 minutes prior to the start of your class. Class start times are approximate; classes may start early if all participants are present or may be running behind due to unforeseen circumstances; listen for announcements on the day of the show. What's happening in each ring will be posted, so that you can be prepared for your class.

Class Starting Times:

- 9 a.m. – Agility
- 10 a.m. – CGC
- 10:30 a.m. – Obedience
- 11:30 a.m. – Rally
- 12:30 p.m. – Conformation & Showmanship
- 12:30 p.m. – Dog Care
- 1:30 p.m. – Tricks
- 2:30 p.m. – Costume

-
- L. A dog that shows viciousness toward its handler, judge, people or other dogs (growling or biting) may be released from competition for the remainder of the day at the discretion of the superintendents or Show Director. Dogs exhibiting this behavior in the ring will be released from the ring by the judge with a "C" rating. General Livestock Rules and Regulations apply.
 - M. Exhibitors should wear proper show attire for the classes they are exhibiting in. General Livestock Rules and Regulations and regulations for attire apply for all classes unless exceptions are listed.
 - N. All participants must use appropriate show equipment as indicated for each class. Acceptable leashes are a maximum of 6 ft. (can be shorter in advanced classes) of leather, nylon, or canvas. No prong or electronic collars will be allowed on the grounds. No tags on collars used in the show ring. Acceptable collars are martingales or flat buckles. Retractable, stretchable, or chain leashes, along with harness or other training aids such as gentle leader are not acceptable show equipment.
 - O. No treats, training aids, or toys are permitted in the ring, except for Conformation, Showmanship, Costume, Tricks Novice and Tricks Intermediate Classes.
 - P. Dog's may be called back into the ring for a runoff to break a tied score.
 - Q. Mandatory Good Canine Citizen Certification Test.

Dog Agility

Agility Rules in addition to the Department Dog Rules

- R. Exhibitors must use proper show equipment. Only quick-clip or buckle collars without tags will be allowed for Agility. Leashes may be used for beginners and tab leashes may be used for all other classes. Superintendents will inspect all equipment prior to beginning the show and may modify the requirements to the extent necessary to eliminate any piece of unsafe equipment.
- S. In addition to the General Livestock Rules and Regulations, athletic shoes will be required for safety. Shorts and skirts that are not shorter than 2" above the knee are permitted for agility.
- T. Exhibitors are limited to a maximum of three dogs.
- U. Dogs must have CURRENT CERTIFICATE OF RABIES VACCINATION on day of show.
- V. The course will consist of American Kennel Club (AKC) and United Kennel Club (UKC) approved obstacles. A list of obstacles may be viewed at www.akc.org/sports/agility and <https://www.ukcdogs.com/agility-forms-rules>. All equipment is sized appropriately for space and safety. Course maps are provided at check-in, walk-throughs and judge's instructions will be prior to the start of competition. The classes will be divided by height of dog and experience level of dog/handler team. The exhibitor must discuss any exceptions (height, weight, senior dog (7+ years), medical (bring note from vet)) with a superintendent at check-in. The superintendent will measure the dogs and will have the ability to adjust entries for the proper dog size, experience level or exceptions.
- W. There will be two height divisions. **Small dogs**—dog measuring 16" tall or under at the shoulder. (Dogs jump 4" or 8") **Large dogs**—dogs measuring over 16" tall at the shoulder. (Dogs jump 12" or 16").
- X. Experience levels are defined as followed:
 - Beginner**—Dog is new to agility. Beginners will run the course on a full 6' leash.
 - Intermediate**—Dog has some experience with agility but needs experience with running course off-leash. Course is run off-leash, but with a tab lead. Excessive use of tab will be penalized.
 - Advanced**—Dog is experienced in agility. Course is run off-leash without touching the dog. Tab lead may be on dog's collar during run, but any use or contact with dog will be penalized. Dogs may run without a collar.
- Y. Exhibitors will be judged using various criteria including, time for the run and proper execution of each obstacle on the course. Performance faults include actual negotiation of obstacles and ability to stay on course. Three attempts will be allowed to complete each obstacle. Each obstacle is worth 15 points. Each failed attempt or fault will be a 5-point deduction. Disqualifications include eliminating on the course, aggressive behavior, or being out of ring.

Classes:

- Small Dog, Beginner, on lead**
- Small Dog, Intermediate, off lead**
- Small Dog, Advanced, off lead**
- Large Dog, Beginner, on lead**
- Large Dog, Intermediate, off lead**
- Large Dog, Advanced, off lead**

Dog Care

Dog Care Rules in addition to the Department Dog Rules:

- Z. Exhibitors are limited to one entry in Dog Care.
- AA. Judged on the exhibitor's knowledge of dog health, care, anatomy, their dogs breed(s), training, and grooming. The general appearance of the exhibitor and the dog will also be judged.
- BB. Open to all dog exhibitors, and dog must be present for judging.

Classes:

Dog Care ages 8–10

Dog Care ages 11–13

Dog Care ages 14–15

Dog Care ages 16+

AKC Canine Good Citizen (CGC)

AKC CGC Rules in addition to the Department Dog Rules:

- A. Exhibitors are limited to two entries in AKC Certification classes (must be two different dogs)
- B. Class can be completed prior to the fair. Contact the Extension office for details.
- C. Dogs must have CURRENT CERTIFICATE OF RABIES VACCINATION on day of the show.

Classes:

An exhibitor can complete multiple years in this class.

Canine Good Citizen (CGC)*: To pass, the dog must complete a series of 10 skills that teach good manners to the dogs and responsible dog ownership to their owners. Those skills are the following: accepts a friendly stranger, sits politely for petting, appearance and grooming, out for a walk, walking through a crowd, sit, down, and stay in place, coming when called, Reaction to another dog, reaction to distractions and supervised separation.

Obedience

Dog Obedience Rules in addition to the Department Dog Rules:

- A. Exhibitors are limited to two entries in obedience classes (must be two different dogs).
 - All beginning level classes will use on leash heeling exercises (Beginner Novice 1 and 2).
 - All intermediate level classes will use on and off lead heeling exercises. (Preferred—Novice & Novice)
 - All advanced classes will use novice off lead heeling exercises.
- B. A run-off will be held in case of a tie for total score.
- C. In most classes, commands/signals given by handler will be either voice or hand, but not both.
- D. Dogs must have CURRENT CERTIFICATE OF RABIES VACCINATION on day of the show.
- E. Dogs must have proof of AKC Canine Good Citizen Certificate on day of show, if new to obedience.

Classes:

An exhibitor can compete multiple years in classes marked with an asterisk(*), if they did not receive a qualifying score in the prior year for that class.

Beginner Novice 1 (50401): (For inexperienced handlers and inexperienced dogs) Heel on leash with posted signs, Figure 8 on leash, Sit for exam on leash, Sit-Stay (walk around ring), and Recall off leash front only/no finish.

Beginner Novice 2 (50402)*: (For experienced handlers and inexperienced dogs OR experienced dogs and inexperienced handlers OR didn't receive a qualifying score in Beginner Novice 1 or 2) Heel on leash with posted signs, Figure 8 on leash, Sit for exam on leash, Sit-Stay (walk around ring), Recall off leash front only/no finish.

Preferred—Novice (50403)*: Heel on leash and Figure 8. Off lead: Stand for examination, Heel free, recall with finish, Sit or Down-Stay (walk around ring), Sit-Stay-Get your leash.

Novice (50404)*: Heel on leash and Figure 8 on leash. Off lead: Stand for examination, heel free, recall, Sit-Stay-Get your leash, Group Exercise – Sit & down Stay (On Leash)

Graduate Novice (50405)*: Heel Free and Figure 8 off leash, Drop on Recall, Dumbbell Recall, Dumbbell Recall over high jump, Recall over broad jump, Stay-Get your leash (Sit, Down)

Advanced level of training*: Preferred Open, Open, Graduate Open, Preferred Utility or Utility as needed. Contact the Show Director for information on these classes.

Rally Obedience

Rally Obedience Rules in addition to the Department Dog Rules:

- A. Dogs must have CURRENT CERTIFICATE OF RABIES VACCINATION on day of show.
- B. Dogs may compete in each class for multiple years but must advance after receiving 3 qualifying scores.
- C. The event will be timed. In the event of a tie score, the fastest time will break the tie.
- D. Unless otherwise noted, handler may speak to the dog, pat their leg, or clap their hands to encourage.
- E. Exhibitors are limited to two entries in Rally Obedience classes (must be two different dogs).

Classes:

Rally Novice: 10–15 signs are used (not including start and finish). 3–7 of the signs must be “stationary” signs. Performed on leash.

Rally Intermediate: 12–17 signs are used (not including start and finish). 3–7 of the signs must be “stationary” signs. At least 3 “advanced” signs. Performed on leash.

Rally Advanced: 12–17 signs are used (not including start and finish). 3–7 of the signs must be “stationary” signs. At least 3 “advanced” signs. Dog must jump once. Performed Off-leash.

Rally Excellent: 15–20 signs are used (not including start, finish, or call marker). Dog must jump twice. 2 or more of the signs must be “advanced” signs. 3 or more of the signs must be “excellent” signs. Must include a “Sit Stay” sign. Performed off leash. Cannot pat leg or clap hands for encouragement.

Conformation

Conformation Rules in addition to the Department Dog Rules

- D. Exhibitors are limited to one entry in Conformation classes.
Dogs must have CURRENT CERTIFICATE OF RABIES VACCINATION on day of show.
- E. For Registered dog class—only original registration papers (no copies) must be shown to the superintendent at check-in. If the exhibitor’s name or a name of their family member does not appear on the papers, the dog will be ineligible and will be moved to the non-registered class. All registration papers must show ownership by June 1 of the current year.
- F. In addition to the Livestock Rules and Regulations, skirts that are not shorter than 2" above the knee are permitted for conformation. The exhibitor should be suitably dressed for the occasion, wearing clothing that will not hinder or detract from the presentation of the dog.
- G. Dogs will be judged on the breed structure, coat, teeth, gait, and other breed specific criteria.

Classes:

Registered Dogs

Non-Registered Purebred Dogs

All Other Dogs (mixed breeds/all Americans)

Tricks

Tricks Rules in addition to the Department Dog Rules

- H. This project will **NOT** have best of class or reserve best of class presented. This project is about the individuals and their work with their dog.
- I. Dogs must have CURRENT CERTIFICATE OF RABIES VACCINATION on day of show.
- J. Dogs must have proof of AKC Canine Good Citizen certification on day of show, if using as 5 tricks for Novice.
- K. If you want your AKC title for these trick project the Judges will be able to submit or assist with submitting the proper forms after you complete 10 tricks per the AKC rules.

AKC may charge a fee for the titles, and the participant is responsible for paying the fee. Checklist for each class level for tricks is located at

<https://www.akc.org/sports/trick-dog/resources/trick-dog-applications>.

- L. Tricks cannot be repeated at higher levels see AKC rules for additional details.

Classes:

An exhibitor can compete multiple years in classes marked with an asterisk (*), if they did not complete the requirements in a prior year.

Novice level*:

Requires 10 tricks for the AKC Title or 5 tricks and proof of completion of AKC Canine Good Citizenship (CGC).

- A rating will be 10–7 tricks performed in front of the judge,
- B rating will be 6–5 tricks performed in front of the judge
- C rating will be 4 or less tricks performed in front of the judge

Intermediate Level*:

Requires 10 tricks for the AKC Title.

- A rating will be 10–7 tricks performed in front of the judge,
- B rating will be 6–5 tricks performed in front of the judge
- C rating will be 4 or less tricks performed in front of the judge

Advanced Level*:

Requires 10 tricks for the AKC Title.

- A rating will be 10–7 tricks performed in front of the judge,
- B rating will be 6–5 tricks performed in front of the judge
- C rating will be 4 or less tricks performed in front of the judge

Performer Level*:

Requires 10 tricks for the AKC Title.

- A rating will be 10–7 tricks performed in front of the judge,
- B rating will be 6–5 tricks performed in front of the judge
- C rating will be 4 or less tricks performed in front of the judge

Elite Performer Level*:

Requires 10 tricks for the AKC Title.

- A rating will be 10–7 tricks performed in front of the judge,
- B rating will be 6–5 tricks performed in front of the judge
- C rating will be 4 or less tricks performed in front of the judge

Showmanship

Showmanship Rules in addition to the Department Dog Rules:

- M. Exhibitors are limited to one entry in showmanship.
- N. Dogs must have CURRENT CERTIFICATE OF RABIES VACCINATION on day of show.
- O. In addition to the Livestock Rules and Regulations, shorts or skirts that are not shorter than 2" above the knee are permitted for showmanship. The exhibitor should be suitably dressed for the occasion, wearing clothing that will not hinder or detract from the presentation of the dog.
- P. Showmanship exhibitors are judged on handling skill, knowledge of breed standards of their dog, dog show terminology, and elementary dog anatomy. Each participant will present their dog individually for examination, allowing the judge to observe the rapport between the exhibitor and the dog while being set up on either the ground or the table. The judge may ask questions to test the exhibitor's knowledge.
- Q. Dogs will be judged on cleanliness, general health, and grooming.
- R. Purebred and non-purebred dogs are eligible for this class. The breed of dog has no bearing on judging or placement.

Classes:

Junior Showmanship (50410)

Sub-class: Jr. Showmanship ages 8–10

Sub-class: Jr. Showmanship ages 11–13

Senior Showmanship (50411)

Sub-class: Sr. Showmanship ages 14–15

Sub-class: Sr. Showmanship ages 16+

Peewee Show

Peewee Dog Show is a "Just for Fun" activity designed for youngsters ages 3–7 (who are not eligible to be registered 4-H members) as of the day of the show. The following rules will apply:

- 1 This activity is open to children ages 3 to 7 years old (who are not eligible to be registered 4-H members) as of the day of the show.
- 2 Participants will showcase a dog belonging to a 4-H member. The 4-H member must also be present in the ring to assist.
- 3 This is a non-competitive "Just for Fun" event.
- 4 All participants will receive a ribbon and prize, with no placings or winners announced.
- 5 A "judge" will interact with participants, asking general questions such as, "What is your dog's name?", "What breed is this dog?", or "What does your dog like to eat?"
- 6 Participants may have their pictures taken with their dog following the show.
- 7 Sign-up must be completed by 12 p.m. day of event.
- 8 Participants must wear proper shoes and clothing on the day of the show.

Classes:

Peewee Dog Show Ages 3–5

Peewee Dog Show Ages 6–7

Costume

Costume Rules in addition to the Department Dog Rules:

- S. Exhibitors are limited to one entry in costume.
- T. Dogs must have CURRENT CERTIFICATE OF RABIES VACCINATION on day of show.
- U. Exhibitors who choose to enter a costume class must be suitably dressed. Costume for exhibitor should tie into the dog's costume. The costume for the dog should not restrict the dog's natural movement. Superintendents will review costumes for safety and appropriateness prior to the judging. If in doubt, please contact a superintendent through the 4-H office prior to the show.
- V. Costumes will be judged on originality, homemade (items made or gathered by the exhibitor), creativity, safety tolerability of the dog, theme between the dog and handler, and audience appeal.

Classes:

Dog Costume ages 8–10

Dog Costume ages 11–13

Dog Costume ages 14+

Drones: UAV/Systems

Check-in on Tuesday, July 22, from 5:30–7 p.m.


Member will be present for judging.

Director Steve Whaley

Choose one of the following classes based on your interest and skill level.

Each Exhibitor must complete the first 2 sections, and at least 3 Real World Missions in the Quads Away Curriculum and display a completed Mission Logbook.

State Fair Eligible Classes:

UAV Display (50375) Unmanned Aerial Vehicles/Systems: Drones – Required 

Prepare a display related to the Drones/UAV project on the topic of your choosing. The exhibit may include, but isn't limited to, original works, objects, demonstrations, digital presentations, programs, websites, games, apps, performances, or posters which you have made. Choose whatever method best shows what you've learned. You must furnish any equipment you need for your exhibit. Internet service will not be provided for the exhibit. All exhibits must include something visual, such as a printed copy of a digital presentation, which will remain on display during the exhibition. Electronic equipment will only be used during your personal judging time and will not remain on display during the entire exhibit period. Non-UAV/ Drone projects should not be entered in this class (see Aerospace Display).


UAV Unmanned Aerial Systems (50376) Unmanned Aerial Vehicles/Systems: Drones – Required 

Exhibit one unmanned aerial vehicle and associated system assembled or made by the member. UAV or drone exhibits in this class must be either originally designed or built from a kit of reconfigurable parts and components. These displays are limited to multicopters (tri, quad, hex, and octocopters), as well as FPV airplanes and flying wings with wingspans up to 36". A detailed build log with pictures, as well as a mission logbook must be included. The UAV MUST have a flight controller and utilize a camera/video transmission system. The exhibit will be a static display. The drone should be in good flying condition with batteries fully charged, and all UAS components (including video system) ready to demonstrate. DO NOT display your UAV with the propellers on, but rather on the table to the side of your UAV. The drone will not be flown. Attach the printed directions/instructions of the UAV if any were used.

Electricity

Check-in on Tuesday, July 22, from 5:30-7 p.m.

Member will be present for judging.

Director Steve Whaley

Rules:

- A All exhibits must be constructed by the exhibitor during current 4-H year.
- B A written explanation of project construction and parts list must accompany each exhibit.
- C Schematic/wiring diagram recommended for all projects.

State Fair Eligible Classes:

Classes:

Electricity 1 (50177)

(May only be battery-powered projects using battery components and wiring). Exhibit a momentary switch, simple switch, basic circuit, electromagnet, galvanometer, **OR** an electric motor. All projects must include a report explaining how the project was constructed, and the principles demonstrated. Projects using paper clips, cardboard, thumbtacks, and brads are not eligible for state fair exhibits in electricity. Members wishing to exhibit these types of projects should consider exhibiting in Junk Drawer Robotics 1 or 2.

Electricity 2 (50178)

(May only be battery-powered projects using battery components and wiring). Exhibit a circuit board demonstrating parallel and series switches, including a circuit diagram; 3-way or 4-way switch circuit using DC/battery; **OR** a basic electrical device (examples: rocket launcher, burglar alarm, etc.). All projects must include a report explaining how the project was constructed and the principles demonstrated. Projects using paper clips, cardboard, thumbtacks, and brads are not eligible for state fair exhibits in electricity. Members wishing to exhibit these types of projects should consider exhibiting in Junk Drawer Robotics 1 or 2.

Electricity 3 (50179)

Exhibit a 120V lighting fixture or other appliance that uses a switch; **OR** two electrical household circuits using 120V materials to comply with National Electrical Code, one with a simple on/off switch to control bulb, and one using 3-way switches to control light from two locations; **OR** other project which demonstrates principles in the Wired for Power book. All electricity projects must include a report, explaining how the project was constructed, and principles for its operation.

Electricity 4 (50180)

Exhibit any electronic or solid-state appliance. Exhibitor must be able to explain how the project was constructed, how it is to be used and how it works. When a project is being constructed, general safety and workmanship should be considered. All Electricity 4 projects must include a report explaining how the project was constructed, and principles for its operation.

McLean County Projects Only:

Advanced Electricity

Sub-Classes:

Heating Equipment: Exhibit open to any type of heating equipment utilizing a heating element or heat lamp. Such projects include incubators, baseboard heaters, cooking equipment, etc.

Alternative Energy Devices or Models: Exhibit may be a model or poster board demonstrating or showing an alternative energy source such as wind power, solar panel devices, solar power, waterpower, nuclear power, or any other type of alternative power producing source.

Any Device: Open to any electrical exhibit that does not fit into any of the above classes.

Entomology General

Check-in on Tuesday, July 22, from 5:30–7 p.m.

Member will be present for judging.

Director Debbie Marquis

Rules:

- A. See the Rules & Regulations section (page 6) for general requirements for Entries & Exhibits. Failure to meet requirements will result in lowering of placing by one grade.
- B. The size and number of exhibit cases should relate appropriately to the number of insects displayed for a specific class.
- C. Cases are to be no deeper than 4". Note: Exhibits MAY be placed upright for display.
- D. Exhibitor must accurately label the collection.
- E. Exhibitor must attach the appropriate project manual for the class exhibited to one of the cases with at least one completed activity for each year enrolled.
- F. All displays should be comprised of non-living specimens properly prepared for display. Rules for pinning and labeling insects are available at the following site:
<https://extension.entm.purdue.edu/401Book/default.php?page=home>.
- G. Projects focused on Arachnids (Spiders) should be displayed in Nature: Natural Resources & Outdoor Adventures in the Exploring Your Environment (50257a or 50257b) class.

State Fair Eligible Classes:

Classes:

Entomology 1 (50183) *Teaming With Insects 1 – Required*

Exhibit 15–29 or more species representing four or more orders. The collection must be accurately labeled. Exhibitors must also include the Entomology 1 project manual, *Teaming With Insects 1*, with at least one completed activity for each year enrolled.

Entomology 2 (50184) *Teaming With Insects 2 – Required*

Exhibit 30–59 or more species representing eight or more orders. Collection must be accurately labeled. Exhibitors must also include the Entomology 2 project manual, *Teaming With Insects 2*, with at least one completed activity for each year enrolled.

Entomology 3 (50185) *Teaming With Insects 3 – Required*

Exhibit 60 or more species representing twelve or more orders. Collection must be accurately labeled. Exhibitors must also include the Entomology 3 project manual, *Teaming With Insects 3*, with at least one completed activity for each year enrolled.

Entomology Display (50186)

Open to youth enrolled in Entomology 1, 2, or 3

Exhibit any activity or display related to Entomology that does not fit into Entomology Classes 1, 2, or 3 above. The exhibit may include, but isn't limited to, original works, objects, demonstrations, digital presentations, programs, websites, games, apps, performances, or posters which you have made. Choose whatever method best shows what you've learned. You must furnish any equipment you need for your exhibit. Internet service will not be provided for the exhibit. All exhibits must include something visual, such as a printed copy of a digital presentation, which will remain on display during the exhibition. Electronic equipment will only be used during your personal judging time and will not remain on display during the entire exhibit period.

Entomology Beekeeping

Check-in on Tuesday, July 22, from 5:30-7 p.m.

Member will be present for judging.

Director Debbie Marquis

Rules:

- A Create an exhibit that shows the public what you learned in the beekeeping project this year.
- B No bee hives maybe exhibited.
- C Honey moisture content will be measured at the State Fair for Level 2 & 3.
- D Fill level: the honey should be filled to the jar shoulder, not over, nor under.
- E Chunk honey should go in a wide-mouth jar, preferably one specially made for chunk honey (see beekeeping catalogs). Be careful to distinguish "chunk honey" (comb in jar) from "cut comb" (comb only in box).
- F Honey exhibited (including chunk, cutcomb, and comb) must be collected since the previous year show.

Classes:

Beekeeping1 (50188): Exhibit an educational display for one (1) of the following:

1. Flowers Used to Make Honey. Display pressed flowers from ten (10) different Illinois plants that bees use for making honey.
2. Uses of Honey and Beeswax
3. Setting up a Beehive
4. Safe Handling of Bees
5. Equipment Needed by a Beekeeper.

Beekeeping2 (50189): Exhibit one (1) of the following:

1. Extracted Honey: Three (3) pint jars, shown in glass, screw-top jars holding 1 lb of honey each.
2. Chuck Honey (comb in jar): Three (3) pint jars (wide-mouth class jars).
3. Cut-Comb Honey: Three (3) 1 lb. boxes (boxes are usually 4 ½" x 4 ½").
4. Working with Honeybees. Present a topic from your manual to teach fairgoers about working with honeybees. Use your knowledge and creativity to display this information on a poster or in a notebook.

Beekeeping 3 (50190): Exhibit three (3) of the five (5) kinds of honey listed below (#1–5) or prepare an educational display about honeybees or beekeeping:

1. Extracted Honey: Three (3) pint jars (glass, screw top) holding 1lb of honey each.
2. Chunk Honey (comb in a jar): Three (3) pint jars (wide-mouth glass)
3. Cut-comb Honey: Three (3) 1lb boxes (boxes are usually 4 ½" x 4 ½" in size).
4. Comb Honey: Three sections (honey built by bees in frames of wood commonly called "sections" (boxes are usually 4 ½" x 4 ½" in size)
5. Section honey: Three (3) sections of comb honey (in basswood boxes or Ross rounds) or
6. Prepare an educational display about honeybees or beekeeping.

ESPORTS

Check-in on Tuesday, July 22, from 5:30–7 p.m.

Member will be present for judging.

Director Steve Whaley

All exhibitors must complete all activities in the Illinois 4-H eSports Pilot Curriculum

State Fair Eligible Classes:

eSports (50378) Illinois 4-H eSports Curriculum – Required



Compete in at least 1 ranked tournament online or in person (either as a team or solo), and fully document your progress throughout. Any game with a documentable bracket system, and at least 3 rounds counts. Be sure to include a description of the tournament, your match information, your win-loss record, and description of the game and platform being used to play the game (Ram requirements/capabilities of your machine, video card specs., etc.). Prepare a PowerPoint presentation describing your journey through eSports (including your 1 mandatory tournament), what you have learned about gaming/eSports, and why you think more youth should be involved. Also include a detailed description of your most important win, explaining your strategy in that victory. Be sure to include screenshots and video, if possible. Load your presentation to a USB drive. Must include a visual presentation.

Exploratory—NOT STATE FAIR ELIGIBLE

Check-in on Tuesday, July 22, from 5:30-7 p.m.

Member will be present for judging.

Director Sara Zimmerman

McLean County Projects Only:

Exploratory – Welcome to 4-H – Required



Youth ages 8–10 may exhibit a display on one of the following topics from the project book:

- Windowsill gardening; **OR**
- 4-H animals; **OR**
- 4-H family; **OR**
- Coat of arms

Collectibles My Favorite Things (Collectibles) - Required



Bring your completed project book and your collection or examples of your collection (if it's too large to bring) with pictures of total collection, OR an exhibit or poster illustrating one feature of the project.

Family Heritage

Check-in on Tuesday, July 22, from 5:30–7 p.m.

Member will be present for judging.

Director Sara Zimmerman

State Fair Eligible Classes:

Family Heritage (50197)

Prepare an exhibit of items, pictures, maps, charts, slides/tapes, drawings, illustrations, writings or displays that depict the heritage of the member's family or community or 4-H history. Please note: Exhibits are entered at 4-H's own risk. 4-H is not responsible for loss or damage to family heirloom items or any items in this division. Displays should not be larger than 36" x 48" wide.

Foods & Nutrition

Check-in times for Food and Nutrition projects can be found under each individual class section.
Member will be present for judging all classes.

Director Callie Yoder

Due to spoilage of some products, exhibits may be discarded before the 4-H show is over.
Comment sheets and ribbons will remain on display for duration of the 4-H show.


Rules:

- 1 ALL CLASSES ARE CONFERENCE JUDGED. MEMBER MUST BE PRESENT FOR JUDGING FOR EACH CLASS.
- 2 Failure to meet requirements will result in lowering of placing by one grade.
- 3 No prepared mixes allowed.
- 4 For educational displays, no commercial names should be visible or mentioned.
See general rules on page 6 for size restrictions.
- 5 Members may enter only one class (101, 201, 301, or 401) but may participate in multiple sub-classes. This rule does not apply to McLean County Projects.
- 6 All food exhibits must be displayed on a plain white disposable plate and placed in a clear self-sealing plastic bag, unless otherwise noted.
- 7 Changes to recipes are only allowed to accommodate food allergies and sensitivities (i.e. nut allergy, gluten intolerance, etc.). If you make changes to the recipe, bring a copy of the recipe with your changes.
- 8 Due to space limitations at State Fair, the size of the activity document should be no larger than an 8 ½" x 11" binder or folder.
- 9 Please see Visual Arts rules on page 64 regarding use of copyrighted material.
- 10 If using the 4-H Clover, youth must follow the Clover Use Tip sheet found at go.illinois.edu/McLean4H.

Exhibition Opportunities – Cooking 101

Check-in on Wednesday, July 23, from 7–8:30 a.m.

State Fair Eligible Classes:

4-H Cooking 101 (50200a, 50200b, 50200c) *4-H Cooking 101 – Required* 

Using the recipes included in the project manual (*which are also available at go.illinois.edu/Cooking101Recipes*). No icing should be on any products. **No ingredient additions or substitutions should be made to the recipes**, unless they are to accommodate food allergies, sensitivities, or special diets (i.e. nut allergy, gluten intolerance, vegetarian/vegan diet, etc.). If you make changes to the recipe due to the reasons listed above, bring a copy of the recipe with your changes and be prepared to discuss them with the judge. Bars, coffeecake, or cookies should be displayed on a disposable plate placed in a zip-sealing plastic bag. In addition to your food exhibit, complete the What's on Your Plate? Activity on pages 10–11 in the 4-H Cooking 101 project manual (*and for download at go.illinois.edu/Cooking101Activity*). Bring a document with printed pictures of your 3 or more plates and the answers to questions 1–7 to remain on display with your project. The words on the plates must be legible and clearly visible in the picture. Pictures, graphics or photos are acceptable. Due to space limitations at State Fair, the size of the activity document should be no larger than an 8 ½" x 11" binder or folder.

Cereal Bars (50200a): 3 cereal marshmallow bars

Coffeecake (50200b): ¼ of 8" square or round coffeecake

Cookies (50200c): 3 cookies

Youth interested in exhibiting a food item from the project book not listed above, making changes to the provided recipes, or exhibiting a display related to information in the project manual should investigate the Foods Innovation class.

McLean County Projects Only:

4-H Cooking 101—Educational Display (Not State Fair Eligible)

Check-in on Tuesday, July 22, from 5:30–7 p.m.

Complete the Explore MyPlate Activity (pages 8–12) in the project book. Prepare an educational display to show what you did and what you have learned.

4-H Cooking 101- All Ages (Not State Fair Eligible)

Check-in on Wednesday, July 23, from 7–8:30 a.m.

Cereal Bars: 3 cereal marshmallow bars

Coffeecake: ¼ of 8" square or round coffeecake

Cookies: 3 cookies

Exhibition Opportunities – Cooking 201

Check-in on Wednesday, July 23, from 7–8:30 a.m. 

State Fair Eligible Classes:

4-H Cooking 201 (50201a, 50201b, 50201c) 4-H Cooking 201 – Required

Using the recipes included in the project manual (*which are also available at*

go.illinois.edu/Cooking201Recipes). **No ingredient additions or substitutions should be made to the recipes**, unless they are to accommodate food allergies, sensitivities, or special diets (i.e. nut allergy, gluten intolerance, vegetarian/vegan diet, etc.). If you make changes to the recipe due to the reasons listed above, bring a copy of the recipe with your changes and be prepared to discuss them with the judge. Bread, biscuits, or scones should be displayed on a disposable plate placed in a zip-sealing plastic bag. In addition to your food exhibit, complete Experiment with Meal Planning Activity on page 91 in the 4-H Cooking 201 project manual (*and for download at* go.illinois.edu/Cooking201Activity). **Bring page 91 with your completed answers on display along with a picture of the meal you prepared.** You do not need to complete the Challenge Yourself section on page 91. Due to space limitations at State Fair, the size of the activity document should be no larger than an 8 ½" x 11" binder or folder.

Biscuits (50201a): 3 rolled biscuits

Scones (50201b): 3 scones

Nut Bread (50201c): ½ loaf (9" x 5") of basic nut bread (no variations)

Youth interested in exhibiting a food item from the project book not listed above, making changes to the provided recipes, or exhibiting a display related to information in the project manual should investigate the Foods Innovation class.

McLean County Projects Only:

4-H Cooking 201—Educational Display (Not State Fair Eligible)

Check-in on Tuesday, July 22, from 5:30–7 p.m.

4-H Cooking 201- All Ages (Not State Fair Eligible)

Check-in on Wednesday, July 23, from 7–8:30 a.m.

Biscuits: 3 rolled biscuits

Scones: 3 scones

Nut Bread: ½ loaf (9" x 5") of basic nut bread (no variations)

Food and Kitchen Safety: Create a display on food or kitchen safety topics. Use information from the project book and include additional information from other sources. All sources must be cited.

Milk Display: Create a display on the different types of milk and possible uses for milk in cooking. Include a recipe that you would like to prepare that contains one type of milk. All sources must be cited.

Cooking 301 – Exhibition Opportunities

Check-in on Wednesday, July 23, from 7–8:30 a.m.

State Fair Eligible Classes:



4-H Cooking 301 (50202a, 50202b, 50202c, 50202d, 50202e) 4-H Cooking 301 – Required

Using the recipes included in the project manual (*which are also available at go.illinois.edu/Cooking301Recipes*). Icing is used on the tea ring or sweet rolls, the recipe for the icing must also come from the book. The yeast bread/roll dough may be prepared in a bread making machine; however, prepared mixes are not permitted. **No ingredient additions or substitutions should be made to the recipes**, unless they are to accommodate food allergies, sensitivities, or special diets (i.e. nut allergy, gluten intolerance, vegetarian/vegan diet, etc.). If you make changes to the recipe due to the reasons listed above, bring a copy of the recipe with your changes and be prepared to discuss them with the judge. Display exhibit on a disposable plate or pie tin and place in a zip-sealing plastic bag. In addition to your food exhibit, complete one of the six experiments: Experiment with Flour p. 33–34, Experiment with Kneading p. 35–36, Experiment with Yeast p. 37–38 or 39, Experiment with Butter p. 62–63 or Experiment with Cheese p. 104–105. Copies of all experiments are available to download at go.illinois.edu/Cooking301Experiments. Bring a document with a printed picture of your experiment and the answers to the experiment questions to remain on display with your project. Due to space limitations at State Fair, the size of the experiment document should be no larger than an 8 ½" x 11" binder or folder.

Dinner Rolls (50202a): 3 dinner rolls

Yeast Bread (50202b): loaf of yeast bread

Tea Ring (50202c): 1 tea ring

Sweet Rolls (50202d): 3 basic sweet dough rolls

Cake (50202e): 1 layer of a rich white cake or rich chocolate cake, top side up (*without frosting*)

McLean County Projects Only:

4-H Cooking 301—Educational Display (Not State Fair Eligible)

Check-in on Tuesday, July 22, from 5:30–7 p.m.

Experiment: Prepare an educational display based on one of the experiments from the project book.

Nutrition Display: Exhibit a nutrition education display of the different types of cheese and possible uses for cheese in cooking. Include a recipe of your choice that contains one type of cheese.

4-H Cooking 301—Snack Mix (Not State Fair Eligible)

Check-in on Wednesday, July 23, from 7–8:30 a.m.

Exhibit two cups of your favorite baked snack mix recipe displayed in an original themed setting. Include recipe for snack mix and party menu which includes mix on typed on cards not to exceed 4"x6". Display a completed party planning checklist and timeline for your event. Exhibit must not include perishable foods.

4-H Cooking 301—Quick Bread (Not State Fair Eligible)

Check-in on Wednesday, July 23, from 7–8:30 a.m.

Exhibit 1/2 loaf of any fruit or vegetable quickbread. Use a recipe from any cookbook. No prepared mixes. Bake in 5"x 9" loaf pan. Include the recipe.

4-H Cooking 301- All Ages (Not State Fair Eligible)

Check-in on Wednesday, July 23, from 7–8:30 a.m.

Dinner Rolls: 3 dinner rolls

Yeast Bread: loaf of yeast bread

Tea Ring: 1 tea ring

Sweet Rolls: 3 basic sweet dough rolls

Cake: 1 layer of a rich white cake or rich chocolate cake, top side up (*without frosting*)

Cooking 401 – Exhibition Opportunities.

Members may exhibit one entry in each sub-class

Check-in on Wednesday, July 23, from 7–8:30 a.m.

State Fair Eligible Classes:

4-H Cooking 401 (50203a, 50203b, 50203c, 50203d) 4-H Cooking 401 – Required

Using the recipes included in the project manual (*which are also available at go.illinois.edu/Cooking401Recipes*). **No ingredient additions or substitutions should be made to the recipes**, unless they are to accommodate food allergies, sensitivities, or special diets (i.e. nut allergy, gluten intolerance, vegetarian/vegan diet, etc.). If you make changes to the recipe due to the reasons listed above, bring a copy of the recipe with your changes and be prepared to discuss them with the judge. Display exhibit on a disposable plate and place in a zip-sealing plastic bag. In addition to your food exhibit, pick one of the recipes from Cooking 401 that is not a choice for exhibit. Make the recipe and take a picture of the results. Bring a document with a printed picture of the food you made from the recipe and the answers to the following two questions: 1.) If you made this recipe again, what would you do differently? 2.) What did you learn that can help you in other ways besides preparing food? Due to space limitations at State Fair, the size of the activity document should be no larger than an 8 ½" x 11" binder or folder.

Focaccia Bread (50203a): ¼ of a 15" x 10" loaf of focaccia bread (do not include dipping oil)

Pie Shell (50203b): one baked pie shell—traditional, oil, or whole wheat (no graham cracker)

Sponge Cake (50203c): ¼ golden sponge cake, top side up, without frosting

French Bread (50203d): ½ loaf French bread

McLean County Projects Only:

Cooking 401—Educational Display (Not State Fair Eligible)

Check-in on Tuesday, July 23, from 5:30–7 p.m.

Celebration Meal: Exhibit a display representing your plans for a Celebration Meal. Display should indicate the event being celebrated and should include details regarding the planning and preparation required. Display a completed party planning checklist and timeline for your event. No food should be included in the exhibit.

4-H Cooking 401- All Ages (Not State Fair Eligible)

Check-in on Wednesday, July 23, from 7–8:30 a.m.

Sponge Cake, Pie Shell, Focaccia Bread, and French Bread. Follow the state fair guidelines above.

Cooking 401 – Pies (Not State Fair Eligible)

Check-in on Wednesday, July 23, from 7–8:30 a.m.

Fruit Pie: Exhibit two-crust fruit pie, using recipes from the project manual (crust: pages 97–100, pie: pages 105–107). Display in an 8" or 9" disposable pie pan, placed in a large, clear, self-sealing plastic bag or covered in clear plastic wrap.

Other Pie: Exhibit pie of your choice. Be creative: try different crusts and fillings. Use new flavors and combinations of fruits and nuts. No cream, custard, pumpkin, or meringue pies that require refrigeration. Use an 8" or 9" disposable pie pan, placed in a large, clear, self-sealing plastic bag or covered in clear plastic wrap. Include the recipe.

Cooking 401 – Candy (Not State Fair Eligible)

Members may exhibit one entry in each sub-class.

Check-in on Wednesday, July 24, from 7–8:30 a.m.

Fudge: Exhibit six 1-inch pieces of classic chocolate fudge from page 89 of the project manual. Omit nuts.

Caramel: Exhibit six caramels from page 90 of the project manual, individually wrapped according to recipe.

Toffee: Exhibit six pieces of toffee from page 91 of the project manual.

Other Candy: Exhibit two pieces of three types of candy not from recipes in project manual. (No divinity.) Include recipes.

Food Preservation - Exhibition Opportunities

Food preservation projects will be checked in Tuesday, July 22 from 5:30–7 p.m.

Member will be present for judging.

DirectorCallie Yoder

Food Preservation (50208A, 50208B, 50208C, 50208D, 50208E, 50208F)

Members may exhibit one entry in each sub-class.

Rules:

- 1 Please display with jar rings on. All canned products must be canned in clear, standard jars in good condition. Jars must be sealed using two-piece canning lids. Must use a new, unused flat lid. Bands must not be rusty or severely worn.
- 2 All food preservation exhibits must be labeled, labels must be affixed to side of jar or lid with: 1) The name of the food; 2) The name of the 4-H member; 3) The date preserved; 4) Appropriate method(s) of food preservation (For canned projects: boiling water bath or pressure canner; for drying project: Specify equipment used (food dehydrator, oven, etc.). **No freezer food exhibits will be allowed, displays only.**
- 3 All preserved products should be prepared and processed according to the current USDA/Extension information. USDA information on preserving food, including recipes, can be found at: www.homefoodpreservation.com or <https://extension.illinois.edu/food-preservation/food-preservation>. **Note: that exhibits will not be judged on taste.**
- 4 All food preservation exhibits must be accompanied with the recipe(s), typed or written, with the source of the recipe(s) listed. Required Recipes and Sources for Food Preservation Exhibits—all food preservation recipes must be from an approved source. Those sources are: PUT IT UP! Food Preservation for Youth manuals, U.S. Department of Agriculture (USDA), National Center for Home Food Preservation, or Ball®/Kerr® Canning (recipes after 1985), and Mrs. Wages. **Do not bring recipes from** magazine or newspaper clippings, Pinterest® (unless from a source listed above), recipe from family member or friend without a source, Cookbooks (Excluding the *Ball®*, *Kerr®*, *Put It Up!* and 4-H Home Food Preservation books).
- 5 **Canning Equipment Requirements:** All canned products must be canned in clear, standard jars in good condition (no chips or cracks). Jars must be sealed using two-piece canning lids (flat lid and band). Must use a new, unused flat lid. Bands must not be rusty or severely worn.
- 6 Member may exhibit one entry in each sub-class.

State Fair Eligible Classes:

Food Preservation (50208a, 50208b, 50208c, 50208d, 50208e, 50208f)

Prepare an exhibit using ONE of the following food preservation methods: canning; freezing; drying; pickles/relishes; jams, jellies, and preserves **OR** a combination of these (see Preservation Combination option below), excluding Freezing. **No freezer jam exhibits will be allowed for Freezing; Jams, Jellies, and Preserves; or for the Preservation Combination options.** Be sure to review all of the Food Preservation rules that follow the class list so you can follow all exhibit requirements.

Fruits/Vegetables (50208a): The exhibit should include two different canned foods in appropriate jars for the products. Food may be fruit, vegetable, or tomato product (i.e. salsa, juice, etc.).

Freezing (50208b): Prepare a nutrition display that illustrates a freezing principle. There is NOT a food exhibit option for this preservation method.

Drying (50208c): Exhibit two (2) different dried foods packed in plastic food storage bags. Choose from fruit, vegetable, fruit leather, or meat jerky.

Pickles and Relishes (50208d): Exhibit two (2) pint jars of different recipes of pickles and/or relishes made from produce.

Jams, Jellies, and Preserves (50208e): Exhibit two (2) half-pint jars of two different jams, jellies, and/or preserves.

Preservation Combination (50208f): Exhibit two (2) different preserved food products from two different categories above, excluding Freezing, in appropriate jars/packaging (Drying). For example, exhibit 1 jar of tomatoes (Fruits/Vegetables) and 1 half-pint of jelly (Jams, Jellies, and Preserves).

Youth interested in exhibiting a food item from the project book not listed above, making changes to the provided recipes, or exhibiting a display related to information in the project manual should investigate the Foods Innovation class.

McLean County Projects Only:

Canning (Not State Fair Eligible): Exhibit two (2) different canned food products in appropriate jars. Food examples may be fruit, vegetable, tomato product (i.e. salsa, juice, etc.), meat products, etc. Due to not being state fair eligible project meat products are acceptable.

Please note that meat products will not be state fair eligible.

Butters/Marmalades (Not State Fair Eligible): Exhibit one pint or half-pint jar of two different butters and/or marmalades. Include a recipe for each item.

Food/Cake Decorating

All Visual Arts-Food Decorating exhibitions will be displayed in the Foods area of Cloverleaf Hall.
Food/Cake Decorating projects will be checked-in Wednesday, July 23, from 7–8:30 a.m.

Director Callie Yoder

Food/Cake Decorating Rules:

Member MAY be asked to demonstrate decorating technique used during conference judging.

Visual Arts Food Decorating—for more information about cake decorating techniques: go.illinois.edu/caketechniques

Exhibitor may only exhibit one of the following options.

State Fair Eligible Classes:

Food/Cake Decorating Beginning (50332):

Exhibit one of the following:

1. Exhibit four decorated cookies, using a minimum of four different Level 1 techniques. Exhibit may use cookies OR cookie forms.
2. Exhibit four decorated cupcakes, using a minimum of four different Level 1 techniques. Exhibit may use cupcakes OR cupcake forms.
3. Exhibit a single-layer decorated cake, using a minimum of four different Level 1 techniques. Exhibit may use cake OR cake form.

Food/Cake Decorating Intermediate (50333):

Exhibit one of the following:

1. Exhibit four decorated cookies, using a minimum of five Level 2 techniques. Exhibit may use cookies OR cookie forms
2. Exhibit four decorated cupcakes, using a minimum of five Level 2 techniques. Exhibit may use cupcakes OR cupcake forms.
3. Exhibit a single-layer or two-layer cakes, using a minimum of five Level 2 techniques. Exhibit may use cake OR cake forms.

Food/Cake Decorating Advanced (50334):

Exhibit a decorated, stacked or multi-layer cake or a tiered cake, using a minimum of four Level 3 techniques. Exhibit may use cake OR cake forms.

Food/Cake Decorating Master (50335):

Exhibit an original design decorated cake using more than five techniques. Exhibit may use cake OR cake forms. In addition, include a one-page written description of your project, including goals, plans, accomplishments, and evaluation of results. Up to four pictures of your accomplishments may be included in the description.

Food Science – Exhibition Opportunities

Food Science projects will be checked in Tuesday, July 22, from 5:30–7 p.m.

State Fair Eligible Classes:

Global Gourmet (50204) *Global Gourmet – Required*

Prepare a display, digital presentation, or poster exhibit that demonstrates the knowledge and understanding gained through the completion of the Global Gourmet project. Your exhibit should include at least two activities to highlight what you learned from completing this project. Be ready to answer questions about how you shared the information you learned with others. Examples include talks and demonstrations and hosting or assisting with a workshop. Be sure to bring your completed project guide for others to see and for you to share as needed during the conference judging.

Kitchen Boss (50206) *Kitchen Boss – Required*

Prepare a display, digital presentation, or poster exhibit that demonstrates the knowledge and understanding gained through the completion of the Kitchen Boss Gourmet project. Your exhibit should include at least two activities to highlight what you learned from completing this project. Be ready to answer questions about how you shared the information you learned with others. Examples include talks and demonstrations and hosting or assisting with a workshop. Be sure to bring your completed project guide for others to see and for you to share as needed during the conference judging.


Science Fun with Dairy Foods (50207) *Science Fun with Dairy Foods – Required*

Prepare a display, digital presentation, or poster on one of the activities you completed from the manual. Share 1) the topic you investigated; 2) process used to conduct the experiment; 3) results and observations; 4) what you learned; and 5) how you have applied this information. You must furnish any equipment you need for the exhibit. Internet service is not provided. Be ready to answer questions about how you shared this information with others. Examples include talks and demonstrations and hosting or assisting with a workshop. Although it is not required, it is a good idea to bring your project guide for others to see and for you to share as needed during the conference judging.

Science Fun with Kitchen Chemistry (50209) *Science Fun with Kitchen Chemistry – Required*

Prepare a display, digital presentation, or poster on one of the activities you completed from the manual. Share 1) the topic you investigated; 2) process used to conduct the experiment; 3) results and observations; 4) what you learned; and 5) how you have applied this information. You must furnish any equipment you need for the exhibit. Internet service is not provided. Be ready to answer questions about how you shared this information with others. Examples include talks and demonstrations and hosting or assisting with a workshop. Although it is not required, it is a good idea to bring your project guide for others to see and for you to share as needed during the conference judging.

What's on Your Plate, Exploring Food Science 1-4 (50204) *What's on Your Plate? Unit 1–4 Youth*

Science Journal – (Choose appropriate Level) – Required 

Prepare a display, digital presentation, or poster on one of the food science experiments from the manual that you completed. Share 1) the food science question you investigated; 2) process used to conduct the experiment; 3) results and observations; 4) what you learned; and 5) how you have applied this information. You must furnish any equipment you need for the exhibit. Internet service is not provided. All exhibits must include something visual, such as a printed copy of a digital presentation. Electronic equipment will only be used during your judging time and will not remain on display during the exhibit period.

Foods Innovation Class (50211)**Open to youth enrolled in any Foods project.**

Demonstrate the skills and knowledge you have gained through the project. The exhibit may include, but isn't limited to, original recipes, results of experiments not in the foods project books, variations on recipes or experimenting with unique cooking or baking methods. Your work can be displayed by a food product, demonstrations, digital presentations, performances, or posters which you have made. Choose whatever method best shows what you've learned. Your exhibit should not fit in the other exhibit options for this project. You must furnish any equipment you need for your exhibit. Internet service will not be provided for the exhibit. All exhibits must include something visual, such as a printed copy of a digital presentation, which will remain on display during the exhibition. Electronic equipment will only be used during your personal judging time and will not remain on display during the entire exhibit period. If you bring a food product, the food will NOT be tasted.

Forestry

Check-in on Tuesday, July 22, from 5:30–7 p.m.

Member will be present for judging.

Director Debbie Marquis

Rules:

- A. See the Rules & Regulations section (page 6) for general requirements for Entries & Exhibits. Failure to meet requirements will result in lowering of placing by one grade.

State Fair Eligible Classes:

Forests of Fun 1 (50212) Level 1: *Follow the Path* – Required

Exhibit any product or display illustrating an activity from the book. The exhibit may include, but isn't limited to, original works, objects, demonstrations, digital presentations, programs, websites, games, apps, performances, or posters which you have made. Choose whatever method best shows what you've learned. You must furnish any equipment you need for your exhibit. Internet service will not be provided for the exhibit. All exhibits must include something visual, such as a printed copy of a digital presentation, which will remain on display during the exhibition. Electronic equipment will only be used during your personal judging time and will not remain on display during the entire exhibit period.

Forests of Fun 2 (50213) Level 2: *Reach for the Canopy* – Required

Exhibit any product or display illustrating an activity from the book. The exhibit may include, but isn't limited to, original works, objects, demonstrations, digital presentations, programs, websites, games, apps, performances, or posters which you have made. Choose whatever method best shows what you've learned. You must furnish any equipment you need for your exhibit. Internet service will not be provided for the exhibit. All exhibits must include something visual, such as a printed copy of a digital presentation, which will remain on display during the exhibition. Electronic equipment will only be used during your personal judging time and will not remain on display during the entire exhibit period.

Forests of Fun 3 (50214) Level 3: *Explore the Deep Woods* – Required

Exhibit any product or display illustrating an activity from the book. The exhibit may include, but isn't limited to, original works, objects, demonstrations, digital presentations, programs, websites, games, apps, performances, or posters which you have made. Choose whatever method best shows what you've learned. You must furnish any equipment you need for your exhibit. Internet service will not be provided for the exhibit. All exhibits must include something visual, such as a printed copy of a digital presentation, which will remain on display during the exhibition. Electronic equipment will only be used during your personal judging time and will not remain on display during the entire exhibit period.

Forestry Innovation Class (50215)

Demonstrate the skills and knowledge you have gained through your Forestry project. Exhibit may be the result of knowledge gained from project manuals, independent study, interaction with natural resource or conservation professionals. The exhibit may include, but isn't limited to, original works, objects, demonstrations, digital presentations, programs, websites, games, apps, performances, or posters which you have made. Choose whatever method best shows what you've learned. Your exhibit should not fit in the other exhibit options for this project. You must furnish any equipment you need for your exhibit. Internet service will not be provided for the exhibit. All exhibits must include something visual, such as a printed copy of a digital presentation, which will remain on display during the exhibition. Electronic equipment will only be used during your personal judging time and will not remain on display during the entire exhibit period.

Geology

Check-in on Tuesday, July 22, from 5:30–7 p.m.

Member will be present for judging.

Director Debbie Marquis

Rules:

- A. See the Rules & Regulations section (page 6) for general requirements for Entries and Exhibits. Failure to meet requirements will result in lowering of placing by one grade.
- B. Exhibitors may exhibit in Pebble Pups Division 1, Pebble Pups Division 2, and Rock-Hounds Division 1 for a maximum of two years each.
- C. The size and number of exhibit cases should relate appropriately to the number of specimens displayed for a specific class.
- D. Exhibitor must attach the appropriate project manual for the class exhibited to one of the cases with at least one completed activity for each year enrolled.
- E. Label collection and note where found. Please see project books for suggestions as to labeling exhibit materials.

State Fair Eligible Classes:

Specimens are not limited to Illinois locations. All levels of Geology use the same manual, *Geology—Introduction to the Study of the Earth*. **Do not identify your specimens any further than phylum and class.** There is one exception to this for fossils that are identified to phylum OR class. Class should only be used for fossils of mollusks, back-boned animals, and arthropods.

Pebble Pups 1 (50218)

Display 8 to 19 rocks and mineral specimens with three minerals in the collection. Collection may include duplications that show variations. Label collection and note where found.

Pebble Pups 2 (50219)

Display at least 20, but no more than 29, rocks and mineral specimens with seven minerals in the collection. Collection may include duplications that show variations. Label collection and note where found.

Rockhounds 1 (50220)

Display at least 30, but no more than 40, rocks and mineral specimens with ten minerals in the collection. Rocks should include at least three igneous, two metamorphic, and three sedimentary groups. Label collection and note where found.

Rockhounds 2 (50221)

Display no more than 50 specimens that have been selected to illustrate a specific theme of the exhibitor's choosing. Be creative. Sample categories could include (but are not limited to): industrial minerals and their uses; a specific rock group and the variety that occurs in that group, including some minerals that occur in that environment; select fossils traced through the geologic ages; minerals and their crystal habits; rocks and minerals used in the lapidary arts.

Geology Innovation Class (50222)

Open to youth enrolled in Geology.

Demonstrate the skills and knowledge you have gained through the Geology project. Exhibit may be the result of knowledge gained from project manuals; independent study about Illinois rock(s) and mineral(s), interaction with geology professionals; and/or individual exploration of geology. The exhibit may include, but isn't limited to, original works, objects, demonstrations, digital presentations, programs, websites, games, apps, performances, or posters which you have made. Choose whatever method best shows what you've learned. Your exhibit should not fit in the other exhibit options for this project. You must furnish any equipment you need for your exhibit. Internet service will not be provided for the exhibit. All exhibits must include something visual, such as a printed copy of a digital presentation, which will remain on display during the exhibition. Electronic equipment will only be used during your personal judging time and will not remain on display during the entire exhibit period.

Grounds Improvement—Not State Fair Eligible

Check-in on Tuesday, July 22, from 5:30–7 p.m.

Members will be present for judging.

Director SallyWhaley

Exhibit poster, notebook, or display, no larger than 36"x 48", showing changes or improvements made. Include initial problems/challenges and plans for improvement. Must include before and after information in photos, drawings etc.

McLean County Projects Only:

Landscape Improvement

Home/Farm Improvement

Health

Health projects will be checked in Tuesday, July 22, from 5:30–7 p.m.

Member will be present for judging—all classes.

Director Callie Yoder

Rules:

- 1 See page 6 for display and poster size restrictions.
- 2 **Failure to meet requirements will result in lowering of placing by one grade.**
- 3 For educational displays and demonstrations, no commercial names should be visible or mentioned.
- 4 Members may enter more than one class and/or sub-class.

State Fair Eligible Classes:

All display boards must include a reference list indicating where information was obtained, giving credit to the original author, to complete the 4-H member's exhibit. This reference list should/might include website links, people and professionals interviewed, books, magazines, etc. This reference list should be attached to the back of a poster or display board or included as part of the display visible to the public. A judge is not to discredit an exhibit for the way references are listed. Display boards should be no larger than 36" x 48".

Everyday Food and Fitness (50226)

Prepare a display, digital presentation, or poster exhibit that demonstrates the knowledge and understanding gained through the completion of the Everyday Food and Fitness project. Your exhibit should include at least two activities to highlight what you learned from completing this project. You may also include live demonstrations of physical activities. Do not bring food made using the recipes but consider adding pictures of the completed recipes to your exhibit. Be ready to answer questions about how you shared the information you learned with others. Examples include talks and demonstrations and hosting or assisting with a workshop. Although not required, it is a good idea to bring your project guide for others to see and for you to share as needed during conference judging.

Sports Nutrition: Ready, Set, Go (50228) *Sports Nutrition: Ready, Set, Go – Required*



Prepare a display, digital presentation, or poster exhibit on one of the activity chapters in the manual that you completed. The activity chapters are listed by page number in the table of contents. Your exhibit should include, at minimum, information on one physical fitness component and one food/recipe component from the activity chapter. The exhibit should include the project manual with the pages of the activity completed. You may also include live demonstrations of physical activities. Do not bring food made using the recipes but consider adding pictures of the completed recipes to your exhibit. You must furnish any equipment you need for the exhibit. Internet service is not provided. All exhibits must include something visual, such as a printed copy of a digital presentation. Electronic equipment will only be used during your judging time and will not remain on display during the exhibit period.

Examples for Activity 1

Example A: Make a video of yourself practicing flexibility, strength and endurance physical fitness activities and making pasta salad with different vegetable, pasta and dressing ideas. Bring a screenshot and brief description of your video to leave on display.

Example B: Make a poster of pictures of flexibility, strength and endurance physical fitness activities and information on the results of making the spinach and mandarin orange salad. Include answers to the questions in the book.

Your Feelings Matter – Navigating Mental Health (50229) *Your Feelings Matter Guide – Required*



Prepare a display, digital presentation, or poster exhibit that demonstrates the knowledge and understanding gained through the completion of the *Your Feelings Matter Member Project Guide*. Your exhibit should include at least two activities to highlight what you learned from completing this project. Be ready to answer questions about how you shared information you learned with others. Examples include talks and demonstrations and hosting or assisting with a workshop. Bring your project guide for others to see and for you to share as needed during conference judging.

Your Thoughts Matter – Navigating Mental Health (50230) *Your Thoughts Matter Guide – Required*

Prepare an exhibit that demonstrates the knowledge and understanding gained through completion of the *Your Thoughts Matter Member Project Guide*. Exhibit the following 1) a poster or display those highlights activities and knowledge gained as you completed any two of activities 1–9 included in the curriculum; AND 2) the item you created in Activity 10: the flyer, website, video, or other promotional tool that points individuals to the resources you found. Bring your project guide for others to see and for you to share as needed during conference judging.



Health Innovation Class (50227)

Demonstrate the skills and knowledge you have gained through the Health project. **Your exhibit should not fit in the other exhibit options for this project.** The exhibit may include, but isn't limited to, original works, objects, demonstrations, digital presentations, programs, websites, games, apps, performances, or posters which you have made. Choose whatever method best shows what you've learned. You must furnish any equipment you need for your exhibit. Internet service will not be provided for the exhibit. All exhibits must include something visual, such as a printed copy of a digital presentation, which will remain on display during the exhibition. Electronic equipment will only be used during your personal judging time and will not remain on display during the entire exhibit period.

Horticulture: Floriculture

Director Sally Whaley

Floriculture A:

Check-in on Tuesday, July 22, from 5:30–7 p.m. for artificial flowers.

Check-in on Wednesday, July 23, from 7–8 a.m. for fresh flowers.

Floriculture A Sub-Class Flower Gardening:

Failure to meet requirements will result in lowering of placing by one grade.

Rules:

- A In **State Eligible** sub-classes that required **3 blooming stems (annuals and perennials)**, each should be displayed with attached foliage. All three blooms or stems should be the same variety, color, shape and size, and must have been grown from seed, young seedling plants, bulbs, or rhizomes by the exhibitor. NOTE: Exhibitors choosing lilies should include no more than 2/3 of foliage for their exhibit.
- B Leave the foliage on the stems of the flowers above water. Foliage that would go inside the container may be removed.
- C Display in clear glass container with no advertising on it.
- D **Due to state guidelines, an exhibitor is only allowed to receive premiums for one class, whether that is Floriculture A, B, C, or D. However, exhibitors are still allowed to exhibit in multiple classes.**

State Fair Eligible Classes:

Floriculture A (50192)

Exhibit one of the following options. Please note that flower arrangements, including the vase or container, must be no larger than 12"x 12".

- Create a flower arrangement, either a round arrangement or a bud vase. No silk flowers are permitted, OR
- Create a photo collage or a collection of pictures of flowers that you have raised. Label your flowers by name and tell if you started with a seed, cutting or transplants. Mount pictures on a poster board, OR
- Exhibit in one container: 3 stems of blooms, each with attached foliage. Foliage that would go inside the container may be removed. All three blooms or stems should be the same variety, color, shape and size and must have been grown from seed, young seedling plants, bulbs or rhizomes by the exhibitor. (NOTE: Exhibitors choosing lilies should include no more than 2/3 of foliage for their exhibit.)

Sub-Classes:

Annuals, 3 blooming stems

Perennials, 3 blooming stems

Floriculture A Sub-Class Flower Arranging:

Failure to meet requirements will result in lowering of placing by one grade.

Exhibit floral arrangement. Flower containers shown at the owner's risk. Fresh flowers should be refreshed daily. Exhibitors should know the names of flowers and greenery used in the arrangement. Only fresh flowers will be considered for state fair. Fresh flowers are able to be purchased—they do not need to be grown at home.

Floriculture A: Flowering Arranging Sub-Classes (Youth may exhibit in more than one sub-class):

Fresh Flowers, Ages 8–12

Fresh Flowers, Ages 13+

Floral Bouquet, Age 8–12

Floral Bouquet, Ages 13+

Photo Collage: Create a photo collage or collection of pictures of plants from your theme garden. Label your plants by name and explain how the plants were chosen to fit the theme.

McLean County Projects Only:

Floriculture A: Flower Gardening

Gladiolus Spike, 1 blooming stem

Dahlia, 1 blooming stem

Sunflowers, 1 blooming stem

Roses, 1 blooming stem

Annuals, 3 blooming stems: Leave the foliage; stems in this category do not need to be the same color, shape, size, or variety.

Perennials, 3 blooming stems: Leave the foliage; stems in this category do not need to be the same color, shape, size, or variety.

Floriculture A: Flower Arranging**Special Event Flowers, Ages 8–12** (Including Corsages, Boutonnieres, and Headpieces)**Special Event Flowers, Ages 13+** (Including Corsages, Boutonnieres, and Headpieces)**Artificial Flowers, Ages 8–12****Artificial Flowers, Ages 13+****Floriculture B:****Check-in on Tuesday, July 22, from 5:30–7 p.m.****Member will be present for judging.****State Fair Eligible Classes:****Floriculture B (50193)**

Exhibit one of the following options, please note that space required for container exhibits, artistic displays, and fairy gardens must not exceed 24" x 24" x 48" unless otherwise indicated.

- Display a mixed planter that may include herbs with foliage plants and/or flowering plants. The planter should include three or more kinds of plants. The container exhibit space must not exceed 18" x 18" x 18".
- Create an artistic display of dried flowers and/or herbs explaining how each was dried, **OR**
- Create a photo collage or collection of pictures of plants from your theme garden. Label your plants by name and explain how the plants were chosen to fit the theme.
- Create an artistic fairy garden of plants, flowers and/or herbs. Explain the process you utilized to prepare your fairy garden. Label your plants by name and explain how the plants were chosen to fit the theme.

Floriculture C:**Check-in on Tuesday, July 22, from 5:30–7 p.m.****Member will be present for judging.****State Fair Eligible Classes:****Floriculture C (50194)**

Exhibit one of the following options, please note that size of the terrarium should be appropriate for use on a table at home, and no larger than 12" deep, 18" long, and 16" high.

- **Terrarium:** Create a terrarium. Selected plants should be started by the exhibitor from cuttings or seeds or as purchased plugs. The terrarium must be cared for by the exhibitor for at least 5 months. Exhibitor should be able to explain the different plant, soil, and environmental needs and watering requirements of a closed system, **OR**
- **Indoor Gardening Exhibit 1:** Exhibit a plant that you propagated from cuttings, layering or division or started from seed. Create a photo board showing the progression of growth. Tips for vegetative propagation of houseplants can be found in the University of Illinois Extension Gardener's Corner (go.illinois.edu/gardenerscorner).

McLean County Projects Only:

- **Indoor Gardening Exhibit 2 (not state fair eligible):** Exhibit one plant started from cuttings, layering or division, or **started from seed prior to current 4-H year** which is cared for by the exhibitor and in a pot 10" or less in diameter. Transplanting is not considered a form of propagation. Plants entered need to be true houseplants. Outdoor annuals, vegetables, and herbs are not considered true houseplants. Create a photo board showing the progression of growth.

- **Indoor Gardening Exhibit 3 (not state fair eligible):** Exhibit one plant purchased by the exhibitor by May 1, 2024. Plants entered need to be true houseplants. Attach receipt to the exhibit. Transplant into a pot 10" or less in diameter.
- **Indoor Gardening Exhibit 4 (not state fair eligible):** Exhibit one plant purchased prior to the current 4-H year that is cared for by the exhibitor and in a pot 10" or less in diameter. Plants entered need to be true houseplants.
- **Cactus/Succulent (not state fair eligible):** Exhibit one cactus or succulent in a 10" pot or smaller that has been cared for by the exhibitor prior to May 1, 2024. Plants entered need to be true houseplants.

Floriculture D:

Check-in on Tuesday, July 22, from 5:30–7 p.m. for artificial flowers.

Check-in on Wednesday, July 23, from 7–8 a.m. for fresh flowers.

Member will be present for judging.

State Fair Eligible Classes:

Floriculture D (50195):

Forced Bulbs: Create an exhibit of forced bulbs in a pot.

Flower Arrangement Display: Create a centerpiece around a theme such as a wedding, holiday, birthday, etc. No silk flowers are permitted.

Sub-Classes:

Flower Arrangement Display, Ages 8–12

Flower Arrangement Display, Ages 13+

Floriculture Display

Check-in on Tuesday, July 22, from 5:30–7 p.m. for artificial flowers.

Check-in on Wednesday, July 23, from 7–8 a.m. for fresh flowers.

State Fair Eligible Classes:

Floriculture Display (50196)

(Open to youth enrolled in Floriculture A, Floriculture B, Floriculture C, or Floriculture D)

Present an exhibit of the member's choice that focuses on some aspect of floriculture which does not fit in the categories above. The exhibit may include, but isn't limited to, dish gardens, original works, objects, demonstrations, digital presentations, programs, websites, games, apps, performances, or posters which you have made. Choose whatever method best shows what you've learned. You must furnish any equipment you need for your exhibit. Internet service will not be provided for the exhibit. All exhibits must include something visual, such as a printed copy of a digital presentation, which will remain on display during the exhibition. Electronic equipment will only be used during your personal judging time and will not remain on display during the entire exhibit period.

McLean County Projects Only:

Flower Arrangement Activity (Not State Fair Eligible)

Check-in on Tuesday, July 22, from 5:30–7 p.m. for artificial flowers.

Check-in on Wednesday, July 23, from 7–8 a.m. for fresh flowers.

Member will be present for judging.

Exhibitor must assemble two different items from the following: table arrangements, fan, umbrella, corsage, etc. before the judge in one hour. Arrangements to be made from fresh and/or dried plant materials. Silks and artificial materials are not permitted. Exhibitor must answer all questions directed by the judge and remain with the exhibit until judged.

Exhibitors may include props that enhance the theme of the arrangements. Arrangements will remain on final display with props until general project release.

Flower Arrangement Activity Sub-Classes:

Flower Arrangement Activity Jr. Div., Ages 8–12

Flower Arrangement Activity Sr. Div., Ages 13+

Horticulture: Vegetable, Herbs & Fruits

Check individual check-in times under each class.

Director Sally Whaley

Rules:

- A The classes calling for three different vegetables or three different fruits shall not be interpreted as meaning three varieties of the same vegetable or fruit.
- B All tomatoes exhibited must be ripe for exhibit.
- C Waxes or oils should not be used on produce.
- D All vegetables displayed must have been grown by the exhibitor.
- E Variety names are encouraged to be indicated on individual plates.
- F Exhibits should be prepared according to the Illinois Vegetable Garden Guide: go.illinois.edu/4HVegetableGuide.
- G Any plant infested with insects will be removed from the exhibit area and will not be eligible for champion awards.
- H General gardening advice and information can be found at: <https://extension.illinois.edu/gardening>.
- I NOTE: To qualify for state fair, all exhibits must have been grown by the exhibitor as part of their current gardening 4-H project. Exhibitors should be knowledgeable about various aspects of the produce, including but not limited to different varieties, soil testing, fertilizers used, etc.

Vegetable Display classes will be judged on the following basis:

Assortment of Vegetables or Fruits: 10%, Arrangement of Vegetables or Fruits: 10%, Basket and Decoration: 10%, Neatness and Attractiveness of Display: 10%, and Quality of Vegetables or Fruits: 60%

Herb Container Display:

Check-in on Tuesday, July 22, from 5:30–7 p.m.

State Fair Eligible Classes:

Herb Container Display (50313)

(Open to youth in Vegetable Gardening A (Level 1), Vegetable Gardening B (Level 2), Vegetable Gardening C (Level 3), or Vegetable Gardening D (Level 4))

Herbs should be grown in pots (8" maximum diameter). Categories: Mint, Oregano, Rosemary, Sage, Thyme, and all other herbs. Herbs should be labeled with common and Latin names. Herbs should be in your care for a minimum of three months for state fair exhibits. Remove dead leaves from plants and check that the soil is clear of debris such as dead leaves. When exhibiting herb plants, be sure to grow the plants in the container to be displayed to avoid transplant shock. Exhibits will be evaluated based on cleanliness, uniformity, condition, quality, and trueness to variety. Additional herb resources are located on the project resources section of the Illinois 4-H website.

- Display must include 4 or more different kinds of herbs. There may not be more than 2 different varieties of any herb. For example, peppermint and chocolate mint would be classified as two different herb varieties.
- In instances where containers display more than one variety of herb, special care should be taken that each distinct variety is accessible and clearly visible to the judges to ensure full points for cleanliness.

Sub-Classes:

Herb Gardening, Ages 8–12

Herb Gardening, Ages 13 & over

Vegetable/Fruit Display:

Check-in on Wednesday, July 23, from 7–8 a.m.

State Fair Eligible Classes:

Vegetable/Fruit Display (50314)

(Open to youth in Vegetable Gardening A, Vegetable Gardening B, Vegetable Gardening C, or Vegetable Gardening D)

1. This class is allowed a 2'6" x 2'6" space for each display.
2. Display must include 6 or more different kinds of vegetables or fruits. There may not be more than 2 different varieties of any vegetable/fruit. For example, red and white potatoes would be classified as two different varieties. Acorn squash and zucchini would be classified as two different vegetables.
3. The number and type of vegetables/fruits used must conform to the Vegetable/Fruit Plate/Display List. *Fruit Plate list is below Vegetable Plate list.*
4. Exhibitors must provide the name and variety of all vegetables/fruits used. (i.e. Cabbage: Golden Acre; Cucumber, slicing: Straight Eight; Tomatoes, slicing: Rocky Top; Snap Beans: Contender, etc.).

Vegetable Display Sub-Classes:

Vegetable Display, Ages 8–10

Vegetable Display, Ages 14+

Vegetable Display, Ages 11–13

McLean County Projects Only:

Vegetable, Small Display (Not State Fair Eligible):

Check-in on Wednesday, July 24, from 7–8 a.m.

Display should be set up by 4-H member and consist of three to five different vegetables or fruits, no potatoes allowed. Display cloth will be allowed. Display limited to 24"x24".

Vegetable, Small Display Sub-Classes:

Vegetable, Small Display, Ages 8–10

Vegetable, Small Display, Ages 14+

Vegetable, Small Display, Ages 11–13

Vegetable Plates:

Check-in on Wednesday, July 23, from 7–8 a.m.

State Fair Eligible Classes:

Vegetable Plates (50315)

(Open to youth in Vegetable Gardening A, Vegetable Gardening B, Vegetable Gardening C, or Vegetable Gardening D)

1. Exhibit must include 2 single vegetable plates. (Exhibitor will furnish the disposable plates.)
2. Exhibitors must provide the name and variety of all vegetables/fruits used. (i.e. Cabbage: Golden Acre; Cucumber, slicing: Straight Eight; Tomatoes, slicing: Rocky Top; Snap Beans: Contender, etc.). Number of vegetables on plates must conform to plate list below.
3. Only one variety on each plate.
4. An exhibitor cannot show two plates of the same type of vegetable. (i.e.: Cannot exhibit red *and* white potatoes or zucchini *and* straight neck summer squash.)
5. Exhibitor may complete up to 5 plates; plate will be listed in Fair Entry 1 through 5 in sub-classes.

VEGETABLE PLATE/DISPLAY LIST

When selecting vegetables for exhibition, keep in mind that the judge will evaluate them on the basis of cleanliness, uniformity, condition, quality, and trueness to variety. (*Lists are provided by UI Extension Horticulturists; items are listed according to the correct definition of vegetables.*)

Vegetable Plate/Display List:

Asparagus (5 spears)	Parsnips (5)
Beans, Lima (12 pods)	Peas, (12 pods)
Beets (5)	Peppers, large fruited (bell/banana) (5)
Broccoli (1 head)	Peppers, small fruited (chili/cherry) (12)
Brussel sprouts (12)	Popcorn (5)
Cabbage (1 head)	Potatoes (any variety) (5)
Cauliflower (1 head)	Pumpkin (1)
Carrots (5)	Rhubarb, trimmed stalks (3)
Cucumber (5) (pickling/slicing)	Rutabaga (5)
Eggplant (1)	Salsify (5)
Garlic (5)	Squash, summer (any variety) (3)
Kohlrabi (5)	Sweet corn, in husks (5)
Lettuce (1 head or plant)	Tomatoes, slicing (5)
Muskmelon incl. cantaloupe (1)	Tomatoes, small fruited (12)
Okra (12)	Turnip (5)
Onions, large, dry (5)	Watermelon (1)
Onions, green or set (12)	

Squash, winter (Acorn, butternut, buttercup, spaghetti, Hubbard, Turks's Turban) (1)
 Beans, Snap, Green Pod or Golden Wax (12 pods)
 Greens (collard, endive, escarole, kale, mustard, spinach, Swiss chard) (1 plant)
 Horseradish Root (1 marketable root specimen harvested this year)

Vegetable Gardening Display—Other:

Check-in on Tuesday, July 22, from 5:30–7 p.m.

State Fair Eligible Classes:

Vegetable Gardening Display – Other (50316)

(Open to youth in Vegetable Gardening A, Vegetable Gardening B, Vegetable Gardening C, Vegetable Gardening D) Present an exhibit of the member's choice that focuses on some aspect of vegetable gardening which does not fit in the categories above. The exhibit may include, but isn't limited to, original works, objects, demonstrations, digital presentations, programs, websites, games, apps, performances, or posters which you have made. Choose whatever method best shows what you've learned. You must furnish any equipment you need for your exhibit. Internet service will not be provided for the exhibit. All exhibits must include something visual, such as a printed copy of a digital presentation, which will remain on display during the exhibition. Electronic equipment will only be used during your personal judging time and will not remain on display during the entire exhibit period.

Fruit Plates (50317)

Check-in on Tuesday, July 22, from 5:30–7 p.m.

State Fair Eligible Classes:

Fruit Plates (50317)

(Open to youth in Vegetable Gardening A, Vegetable Gardening B, Vegetable Gardening C, and Vegetable Gardening D)

1. Exhibit must include 2 single fruit plates. (Exhibitor will furnish the disposable plates.)
2. Exhibitors must provide the name and variety of all vegetables/fruits used. Number of fruits on plates must conform to plate list below.
3. Only one variety on each plate.
4. An exhibitor cannot show two plates of the same type of fruit. (i.e.: Cannot exhibit Gala & Jonathan Apples, Mazzard & Gisela Cherries, etc.)

FRUIT PLATE LIST

Fruit will be judged using the same general criteria used for vegetables. Fruit will be judged for the stage of maturity normal for that season and growing location. Emphasis will be placed on how well fruit approaches market quality. When selecting fruits for exhibition, keep in mind that the judge will evaluate them on the basis of cleanliness, uniformity, condition, quality, and trueness to variety. *(Lists are provided by UI Extension Horticulturists; Items are listed according to the correct definition of fruit varieties at go.illinois.edu/fruittrees.)*

Apples: 5

Grapes: 2 bunches

Pears: 5

Strawberries (Ever bearers): 1 pint

Wild Plums: 1 pint

Other Small Fruit or Berries (Do not duplicate entries from the above fruits): 1 pint

Other Fruits or Nuts (Do not duplicate entries from the above fruits): 5

Intercultural

Check-in on Tuesday, July 22, from 5:30–7 p.m.

Member will be present for judging.

Director Elaine Norin

Failure to meet requirements will result in lowering of placing by one grade.

See page 6 for display and poster size restrictions. **Due to space restrictions, exhibits are limited to 36" x 48" and 15" deep.**

State Fair Eligible Classes:

Passport to the World, Individual (50233a) *Passport to the World – Required*

Prepare a display illustrating what you have learned about a country. This might include topics such as geography, economy, agriculture, people, language, housing, culture, music, crafts, clothing, environment, or holidays. Exhibits can focus on one or two topics in depth or cover more topics in brief. Exhibit should be educational in nature and should not promote one's beliefs over another person's beliefs. The exhibit may include, but isn't limited to, original works, objects, demonstrations, digital presentations, programs, websites, games, apps, performances, or posters which you have made. Choose whatever method best shows what you've learned. You must furnish any equipment you need for your exhibit. Internet service will not be provided for the exhibit. All exhibits must include something visual, such as a printed copy of a digital presentation, which will remain on display during the exhibition. Electronic equipment will only be used during your personal judging time and will not remain on display during the entire exhibit period. Tips on creating an engaging display board are available at go.illinois.edu/4HDisplayTips. In addition to their display, youth should bring a copy of their Passport to the World project manual to judging. Sections of the book related to what they focus on in their display should be completed. **Please note** judging for the individual project should **not** include a planned presentation about the chosen country. Judging is meant to be a conversation between the judge and member about the project and the learning experience.

Sub-classes:

Passport To The World, Ages 8–9

Passport To The World, Ages 10–12

Passport To The World, Ages 13+

Passport to the World, Group (50233b) *Passport to the World – Required*

Exhibit a display illustrating what your group has learned about a country. This might include topics such as geography, economy, agriculture, people, language, housing, culture, music, crafts, clothing, environment, or holidays. Exhibits can focus on one or two topics in depth or cover more topics in brief. Exhibit should be educational in nature and should not promote one's beliefs over another person's beliefs. The exhibit may include, but isn't limited to, original works, objects, demonstrations, digital presentations, programs, websites, games, apps, performances, or posters which you have made. Choose whatever method best shows what you've learned. You must furnish any equipment you need for your exhibit. Internet service will not be provided for the exhibit. All exhibits must include something visual, such as a printed copy of a digital presentation, which will remain on display during the exhibition.

Electronic equipment will only be used during your personal judging time and will not remain on display during the entire exhibit period. Tips on creating an engaging display board are available at go.illinois.edu/4HDisplayTips. In addition to their display, groups should bring a copy of their group's Passport to the World project manual to judging. Sections of the book related to what the group focuses on in their display should be completed. The display must be accompanied by at least 3 but no more than 10 4-H members at the time of the judge's critique. Group members should prepare a short (5 minutes maximum) presentation about their learning for the judge. The presentation should focus on key concepts learned and takeaways from the project experience. All group members present for judging should be able to discuss the project and answer questions. Only group members who participate in the judging are eligible for ribbons and premiums. Presentations will occur in the space designated by the fair or show. Groups should not bring extra tables or items (beyond those that fit within the exhibit size requirements) for their presentation.

Diversity & Cultural Awareness, Individual (50234a) *Diversity: The Source of Our Strength* –

Required 

Create a display or binder portfolio that illustrates the results of a minimum of three (3) completed activities from the project book.

Sub-classes:

Diversity & Cultural Awareness, Individual, Ages 8–9

Diversity & Cultural Awareness, Individual, Ages 10–12

Diversity & Cultural Awareness, Individual, Ages 13+


Diversity & Cultural Awareness, Group (50234b) *SEEING i2i Adventures* – *Required* 

Exhibit a display illustrating the steps that the group has completed on the project selected for the year, including reflection on activities completed. Include a written outline or report of accomplishments and future goals. The exhibit may include, but isn't limited to, original works, objects, demonstrations, digital presentations, programs, websites, games, apps, performances, or posters which you have made. Choose whatever method best shows what the group members have learned. You must furnish any equipment you need for your exhibit. Internet service will not be provided for the exhibit. All exhibits must include something visual, such as a printed copy of a digital presentation, which will remain on display during the exhibition. Electronic equipment will only be used during your personal judging time and will not remain on display during the entire exhibit period. The display must be accompanied by at least 3 or no more than 10 4-H members at the time of the judge's critique. Group members should make a 5-7-minute presentation to the judge. All group members present for the judge's critique should be able to discuss the project and answer questions. Only group members present for judging who participate in the actual critique and presentation are eligible for ribbons and premiums.

Interior Design

Check-in from 5:30–7 p.m. on Tuesday, July 22. Judged at 12:30 p.m. on Wednesday, July 23.

Member will be present for judging.

DirectorJeanne Parks

Failure to meet requirements will result in lowering of placing by one grade.

All interior design divisions (beginning, intermediate, and advanced) are required to provide visual documentation of their project process. This can include photos or videos showing the steps they took to create, refinish, or redesign their furniture items.

State Fair Eligible Classes:

Design Decisions, Beginning (50242) *For members with 2 or less years of experience in project area or related experiences.*

Any exhibit must have been created or redesigned by the exhibitor as part of their current Interior Design 4-H project. Exhibitors should be knowledgeable about various aspects of the project. Exhibits could include items such as, but not limited to, comparison studies of different products or techniques; made accessories, wall-hangings, window coverings, or furniture items; refinished or redesigned furniture; or a plan to solve some type of interior design problem.

Design Decisions, Intermediate (50243) *For members with 3 to 4 years of experience in project area or related experiences.*

Any exhibit must have been created or redesigned by the exhibitor as part of their current Interior Design 4-H project. Exhibitors should be knowledgeable about various aspects of the project. Exhibits could include items such as, but not limited to, comparison studies of different products or techniques; made accessories, wall-hangings, window coverings, or furniture items; refinished or redesigned furniture; or a plan to solve some type of interior design problem.

Design Decisions, Advanced (50244) *For members with 5 or more years of experience in project area or related experiences.*

Any exhibit must have been created or redesigned by the exhibitor as part of their current Interior Design 4-H project. Exhibitors should be knowledgeable about various aspects of the project. Exhibits could include items such as, but not limited to, comparison studies of different products or techniques; made accessories, wall-hangings, window coverings, or furniture items; refinished or redesigned furniture; or a plan to solve some type of interior design problem.

Interior Design Innovation Class (50245)

Open to those enrolled in Interior Design.

Demonstrate the skills and knowledge you have gained through the Interior Design project. The exhibit may include, but isn't limited to, original works, objects, demonstrations, digital presentations, programs, websites, games, apps, performances, or posters which you have made. Choose whatever method best shows what you've learned. Your exhibit should not fit in the other exhibit options for this project. You must furnish any equipment you need for your exhibit. Internet service will not be provided for the exhibit. All exhibits must include something visual, such as a printed copy of a digital presentation, which will remain on display during the exhibition. Electronic equipment will only be used during your personal judging time and will not remain on display during the entire exhibit period.

Leadership

Check-in on Tuesday, July 22, from 5:30-7 p.m.

Member will be present for judging.

Director Sara Zimmerman

Failure to meet requirements will result in lowering of placing by one grade.

State Fair Eligible Classes:

Leadership 1 (50249) Skills You Never Outgrow 1 – Required

Create a binder portfolio with a minimum of four (4) completed activities each year from the areas noted below. Build upon your previous year's work. Photocopies or original pages of the completed activities from the book should be included in the portfolio.

- **First Year** – One activity from each of the following sections: Understanding Self; Communication; and Getting Along with Others, plus one activity of exhibitor's choice from the manual.
- **Second Year** – One activity from each of the following sections: Getting Along with Others; Learning to Learn; and Making Decisions, plus one activity of exhibitor's choice from the manual.
- **Third Year** – One activity from each of the following sections: Making Decisions; Managing; and Working with Groups, plus one activity of exhibitor's choice from the manual.

Leadership 2 (50250) Skills You Never Outgrow 2 – Required

Building upon your previous work, continue adding to your binder portfolio with a minimum of four (4) completed activities each year from the areas noted below. Photocopies or original pages of the completed activities from the book should be included in the portfolio.

- **First Year** – One activity from each of the following sections: Understanding Self; Communication; and Getting Along with Others, plus one activity of exhibitor's choice from the manual.
- **Second Year** – One activity from each of the following sections: Getting Along with Others; Learning to Learn; and Making Decisions, plus one activity of exhibitor's choice from the manual.
- **Third Year** – One activity from each of the following sections: Making Decisions; Managing; and Working with Groups, plus one activity of exhibitor's choice from the manual.

Leadership 3 (50251) Skills You Never Outgrow 3 – Required

Building upon your previous work, continue adding to your binder portfolio with a minimum of four (4) completed activities each year from the areas noted below. Photocopies or original pages of the completed activities from the book should be included in the portfolio.

- **First Year** – One activity from each of the following sections: Understanding Self; Communication; and Getting Along with Others, plus one activity of exhibitor's choice from the manual.
- **Second Year** – One activity from each of the following sections: Getting Along with Others; Learning to Learn; and Making Decisions, plus one activity of exhibitor's choice from the manual.
- **Third Year** – One activity from each of the following sections: Making Decisions; Managing; and Working with Groups, plus one activity of exhibitor's choice from the manual.

Leadership Innovation Class (50252)**Open to youth enrolled in Leadership 1, 2, or 3.**

Demonstrate the skills and knowledge you have gained through the Leadership project. **Your exhibit should not fit in the other exhibit options for this project.** The exhibit may include, but isn't limited to, original works, objects, demonstrations, digital presentations, programs, websites, games, apps, performances, or posters which you have made. Choose whatever method best shows what you've learned. You must furnish any equipment you need for your exhibit. Internet service will not be provided for the exhibit. All exhibits must include something visual, such as a printed copy of a digital presentation, which will remain on display during the exhibition. Electronic equipment will only be used during your personal judging time and will not remain on display during the entire exhibit period.

Leadership Group Exhibit (50254)**Open to groups whose members are enrolled in any Leadership project**

Exhibit a display illustrating how your group has used the Teens as Leaders model effectively in your club, community, school, or state. Leadership activities might include planning, advising, promoting, mentoring, teaching or advocating for change. The exhibit may include, but isn't limited to, original works, objects, demonstrations, digital presentations, programs, websites, games, apps, performances, or posters which you have made. Choose whatever method best shows what you've learned. You must furnish any equipment you need for your exhibit. Internet service will not be provided for the exhibit. All exhibits must include something visual, such as a printed copy of a digital presentation, which will remain on display during the exhibition. Electronic equipment will only be used during your personal judging time and will not remain on display during the entire exhibit period. The display must be accompanied by at least 3 or no more than 10 4-H members at the time of the judge's critique. For a larger group please reach out to staff with an accommodation request at least one week prior to the exhibit event. Group members should make a 5 to 10-minute presentation to the judge. All group members present for the judge's critique should be able to discuss the project and answer questions. Only group members present for judging who participate in the actual critique and presentation are eligible for ribbons and premiums. Due to space limitations, exhibits are limited to 36" x 48" and 15" deep. More information on Teens as Leaders Model found here: go.illinois.edu/4-HLeadershipModel

Maker

Check-in from 5:30–7 p.m. on Tuesday, July 22. Judged at 12:30 p.m. on Wednesday, July 23.

Member will be present for judging.

Director Steve Whaley

State Fair Eligible Classes:

MAKER go.illinois.edu/DIYMakeBuild – Required 

Maker: Open to youth in all projects. (50400)

Exhibits in this category are designed to be multi-disciplinary in nature, innovative, and must not fit into any other exhibit category. To qualify for this category, your project **MUST** abide by the following guidelines:

- Exhibitors must complete at least two activities in the DIY Make & Build Curriculum and answer all the questions at the end of each lesson. You must display your answers to these questions, as well as your Maker Log from the DIY Make and Build curriculum.
- Exhibits must be an object or device that has an intended purpose and uses technology in either a mechanical way, digital (computer) way, or combination of the two. Your device or object **cannot** be one of the included activities in the DIY Make and Build Curriculum.
- The device must be something that can be used in everyday life by multiple people (a target audience) and **MUST** be manufactured/built by the exhibitor (If not fully manufactured by the exhibitor, the device **MUST** be modified structurally or be reprogramed to perform a different function other than what it was designed to do).
- Exhibits **MUST** be able to interact with the outside world. (e.g. an on off switch, input sensors, feedback, etc.)
- Exhibits **MUST** include a detailed build log with instructions on how to make or build the exhibit **AND** contain either a 3D rendering or detailed and labeled sketches of the device/product.
- All parts and software used in the design/build **MUST** be listed in a detailed Bill of Materials including cost per item and total cost. Total time spent on the build must be documented in your build log.

In addition, exhibitors are **HIGHLY** encouraged to use tools such as 3-D printers, laser cutters, routers and/or other hand/power tools to help in the manufacturing process (**NOTE: Simply 3-D printing or laser cutting an object without the other specifications does not qualify as a Maker Project**). It is also **HIGHLY** encouraged that exhibits use Open-Source software and/or hardware in the build.

Nature: Natural Resources and Outdoor Activities

Check-in on Tuesday, July 22, from 5:30–7 p.m.

Member will be present for judging.

Director **Debbie Marquis**

Rules:

- A. See the Rules & Regulations section (page 6) for general requirements for Entries and Exhibits. Failure to meet requirements will result in lowering of placing by one grade.
- B. Exhibit should help teach others about the project. The poster or display should be colorful, neat, and reflect your knowledge of the project based on your age.
- C. Exhibit will use no perishable foods, over the counter medicines, or live animals.
- D. Electricity and water are NOT available for these displays.

State Fair Eligible Classes:

Exploring Your Environment 1 (50257a) *Exploring Your Environment—Ecosystem Services –*


Required 

Exhibit any item, project, or display made as it relates to an activity in the *Exploring Your Environment—Ecosystem Services* project manual. The display should demonstrate an understanding of natural and/or manmade environments, how humans affect the environment, or how the environment affects our lives. Include your project manual that documents activity recordkeeping, your answers to activity questions, and details personal thoughts and ideas.

Exploring Your Environment 2 (50257b) *Exploring Your Environment—Earth’s Capacity –*


Required 

Exhibit any item, project, or display made as it relates to an activity in the *Exploring Your Environment—Earth’s Capacity* project manual. The display should demonstrate an understanding of one of the following: stewardship of natural resources, investigating greenhouse effects on living organisms, methods of reducing or managing waste in your home or community, or calculating your ecological footprint. Include your project manual that documents activity recordkeeping, your answers to activity questions, and details personal thoughts and ideas.

Outdoor Adventures 1-3 (50256). *Choose the correct level project manual—Level 1: Hiking Trails,*


Level 2: Camping Adventures or Level 3: Backpacking Expeditions – Required 

Exhibit a display illustrating an activity completed from the project manual.

Natural Resources or Outdoor Adventures Innovation Class (50258)

Open to youth enrolled in any Natural Resources or Outdoor Adventures project.

Demonstrate the skills and knowledge you have gained through your Natural Resources or Outdoor Adventures project. Exhibit may be the result of knowledge gained from project manuals, independent study, interaction with natural resource or conservation professionals. The exhibit may include, but isn’t limited to, original works, objects, demonstrations, digital presentations, programs, websites, games, apps, performances, or posters which you have made. Choose whatever method best shows what you’ve learned. Your exhibit should not fit in the other exhibit options for this project. You must furnish any equipment you need for your exhibit. Internet service will not be provided for the exhibit. All exhibits must include something visual, such as a printed copy of a digital presentation, which will remain on display during the exhibition. Electronic equipment will only be used during your personal judging time and will not remain on display during the entire exhibit period.

Nature: Fishing and Wildlife

Check-in on Tuesday, July 22, from 5:30–7 p.m.

Member will be present for judging.

Director Debbie Marquis

Rules:

- A. See the Rules & Regulations section (page 6) for general requirements for Entries and Exhibits. Failure to meet requirements will result in lowering of placing by one grade.
- B. Exhibit should help teach others about the project. The poster or display should be colorful, neat, and reflect your knowledge of the project based on your age.
- C. Exhibit will use no perishable foods, over the counter medicines, or live animals.

State Fair Eligible Classes:

Sportfishing 1 (50260) Level 1: *Take the Bait* – Required



Exhibit a product or display made to complete an activity in the *Take the Bait* project manual. This could include, but is not limited to, displays on different types of fishing tackle, identifying different baits and their uses (no actual bait, please) or identifying the anatomy of a fish. For safety reasons, lures must be placed in a plastic case.

Sportfishing 2 (50261) Level 2: *Reel in the Fun* – Required



Exhibit a product or display made to complete an activity in the *Reel in the Fun* project manual. This could include, but is not limited to, displays on different types of knots or rigs and their use; a collection of fishing lures, labeled with their use; or information on preparing and cooking fish (not recipes). For safety reasons, lures must be placed in a plastic case.

Sportfishing 3 (50262) Level 3: *Cast Into the Future* – Required



Exhibit a product or display made to complete an activity in the *Cast into the Future* project manual. This could include, but is not limited to, displays on making artificial flies and lures, researching effects of water temperature, sportfishing careers, or identifying insects that fish eat. For safety reasons, lures must be placed in a plastic case.

Wildlife 1 (50263) *Wildlife Science Level 1 Digital* – Required



Exhibit any activity developed from the project manual. Be able to explain the importance of and concept behind the exhibit.

Wildlife 2 (50264) *Wildlife Science Level 2 Digital* – Required



Exhibit any activity developed from the project manual. Within the exhibit, explain the importance of and concept behind the exhibit.

Wildlife 3 (50265) *Wildlife Science Level 3 Digital* – Required



Exhibit any activity developed from the project manual. Be able to explain the importance of and concept behind the exhibit.

Fish and Wildlife Innovation Class (50266)

Open to youth enrolled in any Sportfishing or Wildlife project.

Demonstrate the skills and knowledge you have gained through your Sportfishing or Wildlife project. Exhibit may be the result of knowledge gained from project manuals, independent study, interaction with natural resource or conservation professionals. The exhibit may include, but isn't limited to, original works, objects, demonstrations, digital presentations, programs, websites, games, apps, performances, or posters which you have made. Choose whatever method best shows what you've learned. Your exhibit should not fit in the other exhibit options for this project. You must furnish any equipment you need for your exhibit. Internet service will not be provided for the exhibit. All exhibits must include something visual, such as a printed copy of a digital presentation, which will remain on display during the exhibition. Electronic equipment will only be used during your personal judging time and will not remain on display during the entire exhibit period.

Photography

Check-in on Tuesday, July 22, from 5:30–7 p.m.

Member will be present for judging.

Director Sara Zimmerman

Failure to meet requirements will result in lowering of placing by one grade.

Rules:

1. Exhibitors may enter only in Photography 1, 2, or 3. This is a progressive chain.
2. Photo/Model releases from individuals pictured in the exhibitor's photographs are required unless the photograph is of a group in a public place where identification would not be an issue.
<https://4h.extension.illinois.edu/media/2969/download?inline=true>
3. Meta data must be included on the back of the picture. The photo release and meta data tip sheet can be obtained at: <https://go.illinois.edu/PhotographyProject>
4. Photos may be taken with a camera, an electronic tablet (i.e. iPad), or a cell phone.
5. ALL photos (including Photo Editing exhibits) must be accompanied by details of the camera settings that include:
 - Camera/device used
 - Aperture (F-stop)
 - Exposure time (shutter speed)
 - ISO (film/sensor sensitivity)
 - Lighting used (flash, artificial, sunlight, other)
 - Lens Filters (Ultra-Violet, Polarized, etc.) if used.

Additional details required for Photo Editing ONLY:

- Photo editing software/application used (required for ALL edits and retouches except for cropping)
- Filters used (lens filters and or digital/software filters)

Members are allowed to shoot on a camera's automatic setting but should be able to find the metadata information on the photo to discuss the information above.

6. The exhibition size requirements for all photographs will be:
 - a. Minimum image size: 5" x 7"
 - b. Maximum image size: 8" x 10"
 - c. Maximum exhibit size (including frame): 18" x 20"
 - d. Maximum image size 8" x 24" panorama photography—Photography 2 only
7. All exhibitors must include unframed (taped to the back of the framed exhibit or attached to the project booklet) **original or un-edited** versions of either the same subject or the examples of the same technique that the framed image represents. This will assist the judge in understanding the choices made by the photographer to build the exhibited composition.

NOTE: Images taken with devices that apply an automatic filter will not be eligible for award.

NOTE: Images taken with devices that apply an automatic filter will not be eligible for award. Members are allowed to shoot on a camera's automatic setting but should be able to find the metadata information on the photo to discuss the information above.

State Fair Eligible Classes:

Photography 1 (50268) *Level 1: Photography Basics – Required*

Exhibit one framed photo which demonstrates your understanding of a technique you learned from your Photography 1 project manual. No photo editing is allowed in this class except cropping and red eye removal. Be prepared to show the page in the manual of the technique you are demonstrating.

Photography 2 (50269) *Level 2: Next Level Photography – Required*

Exhibit one of the options listed below:

- Exhibit one framed 8" x 10" close-up photograph using the skills learned on pages 58–61 (section: Bits and Pieces) of the project manual titled Level 2 *Next Level Photography*. No photo editing is allowed in this class except cropping and red eye removal. Be prepared to show the page in the manual of the technique you are demonstrating. **OR**
- Exhibit one framed 8" x 24" or smaller panorama photograph using the skills learned on pages 62–65 (section: Panorama) of the project manual titled Level 2 *Next Level Photography*. No photo editing is allowed in this class except cropping and red eye removal. Be prepared to show the page in the manual of the technique you are demonstrating.
- Exhibit one framed 8" x 10" photo which demonstrates your understanding of a technique you learned from your Photography 2 project manual. No photo editing is allowed in this class except cropping and red eye removal. Be prepared to show the page in the manual of the technique you are demonstrating.

Photography 3 (50270) *Level 3: Mastering Photography – Required*

Exhibit one of the options listed below:

- Exhibit one framed 8" x 10" still-life photo that demonstrates good composition, including color, form, texture, lighting and depth of field. No photo editing is allowed in this class except cropping and red eye removal. Be prepared to show the page in the manual of the technique you are demonstrating. **OR**
- Exhibit one framed 8" x 10" photo which demonstrates your understanding of a technique you learned from your Photography 3 project manual. No photo editing is allowed in this class except cropping and red eye removal. Be prepared to show the page in the manual of the technique you are demonstrating.

Photo Editing (50271)

Open to members in Photography 1, Photography 2, and Photography 3.

Exhibit one framed 8" x 10" photo that has been altered using digital photo-editing techniques (beyond cropping and red-eye reduction). Include a print of the original photo(s), taped to the back of the photo frame. Photos in which an automatic filter was applied at the time the photograph was taken will not be eligible for award.

McLean County Projects Only:

Photography Innovation Class (Not State Fair Eligible):

Open to youth who are enrolled in Photography 1, 2, 3, or Photo Editing.

Demonstrate the skills and knowledge you have gained through the Photography project. **Your exhibit should not fit in the other exhibit options for this project.** The exhibit may include, but isn't limited to, original works, objects, demonstrations, digital presentations, programs, websites, games, apps, performances, or posters which you have made. Choose whatever method best shows what you've learned. You must furnish any equipment you need for your exhibit. Internet service will not be provided for the exhibit. Electronic equipment will only be used during your personal judging time and will not remain on display during the entire exhibit period. All exhibits must include one photo illustrative of the work that is being presented.

Plants & Soils

Check-in on Tuesday, July 22, from 5:30–7 p.m.

Director SallyWhaley

State Fair Eligible Classes:

Cover Crops (50280)

Exhibit an experimental or educational activity related to one experience from your project, **OR** prepare a display focusing on any activity related to the cover crops project. This could be related, but not limited, to plant growth & development, cover crop benefits, land management, sustainability, or other topics of interest to the member related to cover crops. A cover crop might include any plant that is sown in between primary production crops for the benefit of overall farm health rather than crop yield (examples: pennycress, clover, radish, annual ryegrass, etc.). The exhibit may include, but isn't limited to, original works, objects, demonstrations, digital presentations, programs, websites, games, apps, performances, or posters which you have made. Choose whatever method best shows what you've learned. You must furnish any equipment you need for your exhibit. Internet service will not be provided for the exhibit. All exhibits must include something visual, such as a printed copy of a digital presentation, which will remain on display during the exhibition. Electronic equipment will only be used during your personal judging time and will not remain on display during the entire exhibit period.

Plants & Soils 1 (50281a) *It's More Than Just Dirt* – Required

Prepare a 36" X 48" display or a poster no larger than 36" x 48" and 15" deep that illustrates an activity from the project manual. The display should demonstrate an understanding of environmental and internal factors that affect plant growth and the function and characteristics of soil. Include your project journal that documents activity recordkeeping requirements, answers activity questions, and details personal thoughts and ideas in response to each activity.

Plants & Soils 2 (50281b) *Stems and Stamens* – Required

Prepare a 36" X 48" display or a poster no larger than 36" x 48" and 15" deep that illustrates an activity from the project manual. The display should demonstrate an understanding of the composition of plants, the functions of individual plant parts, plant life cycles, and the many ways plants reproduce. Include your project journal that documents activity recordkeeping requirements, answers activity questions, and details personal thoughts and ideas in response to each activity.

Plants & Soils 3 (50281c) *Sprouting Out and Growing UP* – Required

Prepare a 36" x 48" display or a poster no larger than 36" x 48" and 15" deep that illustrates an activity from the project manual. The display should demonstrate an understanding of the relationship between soil and other cycles found in nature. Displays should also provide an example of a leadership or service-learning experience focused on environmental stewardship. Include your project journal that documents activity recordkeeping requirements, answers activity questions, and details personal thoughts and ideas in response to each activity.

Read and Write-A-Book (Not State Fair Eligible)

Check-in on Tuesday, July 22, from 5:30–7 p.m.

Director Sara Zimmerman

Failure to meet requirements will result in lowering of placing by one grade.

McLean County Projects Only:

- You may enter one Read-A-Book from a book you have read during the current 4-H year.
- Include title of book and author on exhibit. Must be original work of the exhibitor.

Read-A-Book, Ages 8–10: A practical bookmark of overall usable size and thickness depicting a scene or character from the book. Include title of book and author on bookmark. Place bookmark in a plastic bag.

Read-A-Book, Ages 11–12: Make a shoebox diorama depicting a story or character from the book. Include title of book and author on exhibit. Diorama must be completely contained in the shoebox with no extensions and no lid; no part of the exhibit may protrude from the sides, bottom, or top of the shoebox, but you can decorate the outside of the shoebox with thin paper or cover it in thin fabric.

Read-A-Book, Ages 13–15: An original book jacket with an original summary of characters and plot. A book jacket includes flaps, a spine, and a front and back cover. Include title of book and author on exhibit. Place book jacket in zip top bags for display of exhibit.

Read-A-Book, Ages 16+: A book review (minimum of two pages, preferably typed).

Write-A-Book Classes:

Write a book using your own creativity. Original creative illustrations are encouraged, but not required. You may have your name as the author on your book. This book must be written during the current 4-H year.

Write-A-Book Classes:

Write-A-Book, Ages 8-10

Write-A-Book, Ages 11-12

Write-A-Book, Ages 13-15

Write-A-Book, Ages 16+

READY4LIFE CAREER & ENTREPRENEURSHIP EXPLORATION

Check-in from 5:30–7 p.m. on Tuesday, July 22.

Member will be present for judging.

Director Sara Zimmerman

State Fair Eligible Classes:

Ready4Life Exploration (Career) (50366a)

Open to 11 to 18-year-olds.

Exhibits in this category must include the following: a) a physical representation of the career such as a model, prototype or display/portfolio that includes images of accomplished work; b) verbal or written explanations that demonstrate knowledge of the related career or business fields, potential careers, and the appropriate requirements for achievement in those fields. The judging criteria for this class values thoroughness of career exploration and pursuit above the workmanship of the physical specimen on display.

Ready4Life Exploration (Entrepreneurship) (50366b)

Open to 11 to 18-year-olds.

Exhibits in this category must include the following: a) a physical representation of the business product such as a model, prototype or display/portfolio that includes images of accomplished work; b) verbal or written explanations that demonstrate knowledge of the related business fields, potential business opportunities, and the appropriate requirements for achievement in those fields. The judging criteria for this class values thoroughness of the business exploration and pursuit above the workmanship of the physical specimen on display.

Robotics

Check-in on Tuesday, July 22, from 5:30–7 p.m.

Member will be present for judging.

Director..... Steve Whaley

A written explanation of the project should be presented at check-in. Conference judging sign up for all classes will be done at check-in. Exhibitors should bring their robot and will take it home after judging.


NOTE: If applicable for their class and display and computers will not be provided. Internet access will not be available.

- Exhibits in classes 50285, or 50286 are designed to be used with LEGO Mindstorms (NXT, EV3, Lego Inventor, Lego Spike Prime).
- Any other programmable robot kit such as Arduino or Raspberry Pi, should be exhibited in Robotics 3 (50292).

State Fair Eligible Classes:

Robotics 1 (50285) *Robotics 1 with EV3 or go.illinois.edu/RoboticsActivities1 – Required* 

Exhibitors will design, build and program a robot that uses at least one sensor to autonomously follow a path, respond to and/or avoid obstacles. **The robot must be autonomous and cannot be controlled remotely.** Exhibitors in this class must use at least one sensor in their robot design. Exhibiting youth must complete and display a build log which contains a diagram (drawing or 3D rendering) of their robot with each of the key components labeled, an explanation of why they made the design/programming decisions they made, and a short journal sharing what they learned about the engineering design process and programming throughout their work in the project (as well as while preparing the exhibit). In addition, each youth must bring their program code (on laptop or on paper), and their robot to demonstrate. The robot and obstacles must be able to fit on a 4' x 8' robotics table when being judged, and a 2' x 2' area when being displayed.

Robotics 2 (50286) *Robotics 2: EV3 N More or go.illinois.edu/RoboticsActivities2 – Required* 

Exhibitors will design, build and program a robot that uses sensors and programming to complete two of the selected challenges from the 2025 4-H State Robotics Challenge. **The robot must be autonomous and cannot be controlled remotely.** Eligible challenges will be marked in the Challenge Documents and on the Illinois 4-H Robotics website (go.illinois.edu/4HRoboticsProjectPage). Exhibiting youth must complete and display a build log which contains a diagram (drawing or 3D rendering) of their robot with each of the key components labeled, an explanation of why they made the design/programming decisions they made, and a short journal sharing what they learned about the engineering design process and programming throughout their work on the project (as well as while preparing the exhibit). In addition, each youth must bring their program code (on laptop or on paper), and their robot to demonstrate. The robot and obstacles must be able to fit on a 4' x 8' robotics table when being judged, and a 2' x 2' area when being displayed.

Robotics 3 (50292) go.illinois.edu/4HRoboticsProjectPage

Open to youth enrolled in Robotics 3 but may also include youth in Robotics 1 or 2 if the exhibit meets the guidelines.

Exhibit an original robot, either homemade or a kit that does not fall under Robotics 1 or 2 that can complete a task using MULTIPLE sensors. **The robot must be autonomous, Text Based (Python, C etc.) and cannot be controlled remotely.** If a robot kit is used, then some parts of the robot must be built using other components such as wood, plastic or metal. The robot can include any type of motors, pneumatics or sensors. This class can also be used for LEGO Mindstorms/Spike Prime, etc. or Vex kits where the exhibit does not fall under Robotics 1 or 2 exhibit options. Autonomous control of the robot may also be achieved using an “open source” platform such as Arduino or Raspberry Pi and can be programmed using a coding language that is publicly available. Exhibitors must complete and display a build log which contains a diagram (drawing or 3D rendering) of their robot with each of the key components labeled, an explanation of why they made the design/programming decisions they made, and a short journal sharing what they learned about the engineering design process and programming throughout their work in the project (as well as while preparing the exhibit). In addition, each youth must bring their program code (on laptop or on paper), and their robot to demonstrate. Exhibits in this class must be able to fit on no more than a 6' x 2' table (or ground footprint) and must be fully assembled 15 minutes prior to the judging start time. No Exceptions.

Junk Drawer Robotics

All exhibits should be original designs made with everyday objects and materials. Exhibits with purchased kits will not be accepted. Exhibitors are also required to bring their Junk Drawer Robotics Youth Robotics Notebook with the sections completed for the project they are exhibiting, including the sections leading up to the activity they are exhibiting. For example, if a youth is bringing Activity E from Junk Drawer Level 1, they should have robotics notebook sections A-E completed. For Innovation Class, all sections should be completed for your level.

Junk Drawer Robotics 1 (50287) *Junk Drawer Level 1: Give Robotics A Hand & Youth Notebook – Required*

Exhibit any item from the “To Make” activity from the Junk Drawer Robotics Level 1 Book. Be sure all robotics notebook sections within the module being exhibited are filled in.

Junk Drawer Robotics 2 (50288) *Junk Drawer Level 2: Robots on the Move & Youth Notebook – Required*

Exhibit any item from the “To Make” activity from the Junk Drawer Robotics Level 2 Book. Be sure all robotics notebook sections within the module being exhibited are filled in.

Junk Drawer Robotics 3 (50289) *Junk Drawer Level 3: Mechatronics & Youth Notebook – Required*

Exhibit any item from the “To Make” activity from the Junk Drawer Robotics Level 3 Book. Be sure all robotics notebook sections within the module being exhibited are filled in.

Junk Drawer Innovation Class (50290) *Youth Notebook – Required (See Level Above)*

This class is open to any youth in Junk Drawer Robotics 1, 2, or 3. Exhibit any item that incorporates two or more activities into a single robot/machine to accomplish a task. There must be a clear task being accomplished with an end goal in mind. Feel free to think outside of the box as you find ways to combine the principles and mechanics to make something new. You will be judged on your creativity and ability to explain your design choices in addition to the construction and performance of your robot.

McLean County Projects Only:

Robotics I Beginning (Not State Fair Eligible):

Exhibitors should complete Activities 1–6 in the Robotics 1 with EV3 project book. Exhibitors will design, build, and program a robot that can autonomously follow a predetermined path that changes direction at least 4 times during a single run. They will bring their project book, their program code (on laptop or on paper), and a single page write up to share what they learned about the engineering design process and programming.

Service Learning

Check-in on Tuesday, July 22, from 5:30–7 p.m.

Members will be present for judging.

Director **Sara Zimmerman**

Failure to meet requirements will result in lowering of placing by one grade.

Due to space restrictions, exhibits are limited to 36" x 48" and 15" deep.

State Fair Eligible Classes:

Service Learning 1 (50150a)

Exhibit a binder portfolio to reflect what the exhibitor accomplished in the four steps of service learning. This should include researching the need of the community and steps taken to serve that need. If exhibitor has been enrolled in project for multiple years, the binder portfolio should include previous years' work. Use of page protectors is recommended. A display board may accompany the portfolio.

Service Learning 2 (50150b)

Exhibit a binder portfolio to reflect what the exhibitor accomplished in the four steps of service learning. This should include a walk-about to observe needs, assessment of needs and assets in your community, surveys/interviews conducted to identify needs and the solution. If exhibitor has been enrolled in project for multiple years (including Service Learning 1), the binder portfolio should include previous years' work. Use of page protectors is recommended. A display board may accompany the portfolio.

Service-Learning Group Exhibit (50149)

Open to groups whose members are enrolled in any SERVICE-LEARNING project.

Due to space limitations, exhibits are limited to 36" x 48" and 15" deep. Group members should be enrolled in Service Learning – Agents of Change (Level 1) and/or Raise Your Voice (Level 2). Register community project at go.illinois.edu/4HCommunityProjectRegistration, additional resources located on site.

Exhibit should be educational in nature and should inform others of steps taken to engage group members in **1)** identifying a local need, conducting a local needs assessment to find a need that is already visible in the community; **2)** determine types of activities group members can/want to do; **3)** List all of the activities, projects, or needs identified to review with group members; **4)** create a plan and timeline for completing the service project (including-project goals, tasks involved, time commitment, permission needed from community stakeholders, a budget, a source for securing those funds, insurance needs, equipment and supplies, publicity, potential partners if additional help is needed, a risk management plan, and a process for evaluating the project); **5)** prepare for group members to engage in the service project which may include instruction on completing specific tasks and/or educating members on how the project will benefit the community; **6)** complete the project; **7)** documentation of service experience with photos, videos; or written reports; **8)** once project is completed, reflect on success and/or challenges encountered during execution of the service project; consider what you might do differently in future service projects.

Create a display which will educate the public regarding the impact of the service project for

both the community and the group members. The display must be accompanied by at least 3 but no more than 10 4-H members at the time of the judge's critique. Group members should make a 5–10-minute presentation for the judge. Group members should create a display which showcases the service project and the steps needed to complete it. Only group members present for the judging and who participate in the critique and presentation are eligible for ribbons and premiums.

McLean County Projects Only:

Service Learning 3 (not eligible for state fair): Exhibit a binder portfolio to reflect what the exhibitor accomplished in the four steps of service learning. If the exhibitor has been enrolled in the project for multiple years (including Service Learning 1 & 2), the binder portfolio should include the previous years' work. Use of page protectors is recommended.

Shooting Sports

Check-in on Tuesday, July 22, from 5:30–7 p.m.

Member will be present for judging.

Director **Debbie Marquis**

Shooting Sports Poster/Display

Rules:

- A. See the Rules & Regulations section, page 6, for general requirements for Entries and Exhibits. Failure to meet requirements will result in lowering of placing by one grade.**
- B. Participants must be a member of an approved 4-H Shooting Sports Club to exhibit.**
- C. All exhibits should be posters or stand-alone items suitable for display to the general public.**
- D. Stand-alone items have the intent to enhance the discipline such as a quiver, gun case, gun sling, locking cabinet, gun or target stand, sporting clays equipment wagon, etc.**
- E. Exhibits deemed to be inappropriate by a superintendent will not be displayed.**

NOTE: Shooting Sports Displays have the following prohibitions:

- No live ammunition.
- No knives or arrow tips (including field points, hunting broadheads, etc.).
- No functional or non-functional bows, firearms or firearm parts that could be reassembled are allowed.
- No humanoid shaped targets or reference to paintball, laser tag, air-soft, or pointing of any type of firearm or bow toward another person is allowed.
- No display involving primarily tactical design firearms (i.e. AR platform or military type firearms).
- No reference or use of the word "weapon" should be used in a display.
- Make sure there are no safety violations in your display. (Example: no earplugs or safety glasses in a picture of a person shooting a firearm.)

State Fair Eligible Classes:**Shooting Sports: Archery Display (50380)**

Exhibit a poster or stand-alone display depicting safe archery handling, range safety, the parts of the bow, tracking the target, target sighting, or another topic you have learned through the 4-H Shooting Sports program.

Shooting Sports: Rifle Display (50381)

Exhibit a poster or stand-alone display depicting safe firearm handling, range safety, the parts of the rifle, tracking the target, target sighting, or another topic you have learned through the 4-H Shooting Sports program.

Shooting Sports: Shotgun Display (50382)

Exhibit a poster or stand-alone display depicting safe firearm handling, range safety, the parts of the shotgun, tracking the target, target sighting, or another topic you have learned through the 4-H Shooting Sports program.

Shooting Sports: Pistol Display (50384)

Exhibit a poster or stand-alone display depicting safe firearm handling, range safety, the parts of the pistol, tracking the target, target sighting, or another topic you have learned through the 4-H Shooting Sports program.

Shooting Sports Match

Registration for the Shooting Sports Matches must be completed on FairEntry.com by June

15. Youth should register for all classes they are interested competing in.

Rules:

- A. See the Rules & Regulations (page 6) for general requirements for Entries and Exhibits. Failure to meet requirements will result in lowering of placing by one grade.
- B. In order to participate in a Shooting Sports Match, each exhibitor must attend at least two county level workshops in the appropriate discipline. Participants must be at least 12 years old and have successfully completed both level 1 and level 2 workshops prior to the shotgun match.
- C. Shooting Sports Match follows the State 4-H, Shooting Sports Rule Books.
- D. Participants may compete in multiple classes within the Shooting Sports category.
- E. A, B, and C ratings will be determined at the time of the competition based on conditions and the overall scores in each class. Place ribbons will be awarded in lieu of Best of Class and Reserve Best of Class ribbons. The number of place ribbons awarded will be based on the number of participants in each class.
- F. Match dates, times, and locations are subject to change. The McLean County Extension Office will notify registered participants of any change.

Air Rifle and Air Pistol Match: Tuesday, May 6, 2025, beginning at 5 p.m. When registering for the event on fairentary.com each exhibitor will select either rifle and/or pistol, the appropriate match (based upon their 4-H age), and a time slot to shoot.

Archery Match: Monday, July 14, 2025, beginning at 6:15 p.m. for ages 8–18. For Match 1 and 2, youth may use equipment provided by 4-H or their own compound bow as long as the bow does not have sights or counterweights. Participants must have successfully completed both level 1 and level 2 workshops prior to the match.

Archery Matches: Participants may use equipment provided by 4-H or their own compound bow, as long as the bow does not have sights or counterweights.

Class 1: Ages 8–14, Bare Bow

Class 2: Ages 15–18, Bare Bow

Participant's Equipment Matches: Participant's equipment may include sights and counterweights.

Class 3: Ages 8–14, Fully Loaded

Class 4: 15–18, Fully Loaded

Shotgun Match: To Be Determined. Participants must have successfully completed both level 1 and level 2 workshops prior to the match.

Match 1: Ages 12–14

Match 2: Ages 15–18

For all rules and guidelines please look at the following link:

<https://acrobat.adobe.com/id/urn:aaid:sc:VA6C2:a651cf60-73bb-45c5-a115-09e2c60769d2>

Small Engines

Check-in on Tuesday, July 22, from 5:30–7 p.m.

Member will be present for judging.

Director..... Steve Whaley

State Fair Eligible Classes:

Small Engines 1–3 (50294)

Small Engine displays must be no larger than 4' x 4' display board. Exhibits must be portable. No complete engines, lawn tractors, tillers, chainsaws, etc. are permitted for display. No electrical power is available for displays/exhibits.

Exhibit a display, selecting one of the following items:

- **Ignition/Electrical System:** Identify the parts of the Ignition System and explain how magnetic energy is produced through the ignition system to ignite the spark plug, **OR**
- **Compression System:** Explain how heat energy is produced, and engine power is measured by an engine and/or converted into mechanical energy through transmissions, **OR**
- **Heat Transfer:** Explain how heat is transferred through the cooling and lubrication system of an air cooled or water-cooled engine, **OR**
- **Filter Maintenance:** Explain the proper maintenance and cleaning of the air, fuel and oil filters of an engine, **OR**
- **What does a serial number reveal?** Explain the various information that can be learned from the serial number or identification number stamped on the shroud of a Briggs & Stratton engine, **OR**
- **Tools to do the job:** Identify and explain the function(s) of different specialty tools needed for small engine work, **OR**
- **Experimentation:** Explain through illustration an experiment you conducted from the project manual showing the results of your work.

McLean County Projects Only:

Introduction to Small Engines (Not State Fair Eligible): Exhibit one of the following.

- Exhibit a display no larger than 4' x 4', identifying different engine or lawn and garden equipment parts, **OR**
- Exhibit a display no larger than 4' x 4' showing the function of the various engine or lawn and garden equipment parts.
- The exhibitor should be prepared to discuss their project during conference judging.

Small Engine Maintenance (Not State Fair Eligible):

Demonstrate one of the following on an engine (no more than 20 horsepower):

- Perform routine maintenance on an engine or piece of lawn and garden equipment, **OR**
- Diagnose and troubleshoot specific problems with an engine, short of a complete overhaul. The exhibitor should be prepared to discuss their project during conference judging.

Small Engine Operation (Not State Fair Eligible):

Exhibit an operable small engine (no more than 20 horsepower) overhauled or rebuilt by the 4-H member. Include a written maintenance schedule for the engine and a brief description of steps taken by the member in overhauling or rebuilding the engine. During conference judging, the exhibitor should be prepared to discuss their engine overhaul or rebuilding experience and to operate the engine for a short time.

Small Pets (Not State Fair Eligible)

Check-in on Tuesday, July 22, from 5:30–7 p.m.

Member will be present for judging.

Director Richard Van Note

NO live animals will be shown. Exhibit a poster, 22" x 28", depicting a topic learned in project. Conference judging schedule available at check-in. **Bring 3–5 loose photos to use during conference judging showing 4-H member with pet.**

McLean County Projects Only:

Tropical Fish

Guinea Pigs

Hamsters

Caged Birds

All Other Mammals

All Other Reptiles/Amphibians

My Pet Rabbit (Not State Fair Eligible)

Member will be present for judging.

Director Richard Van Note

Show will take place on Wednesday, July 23 at 9 a.m. in Mini Expo.

Rules:

1. Limited to one rabbit per exhibitor.
2. Costume class restricted to rabbits from classes exhibited in My Pet Rabbit classes only.
3. Rabbits exhibited in My Pet Rabbit are not eligible for rabbit classes on pages 47–48.
4. Rabbits are released to exhibit or after judging is completed to be taken home that day.
5. Exhibitor and rabbit must be present for judging.
6. Rabbits will be judged during the time allotted for the classes. Exhibitor should be available during that entire time.

McLean County Projects Only:

Pet Rabbit, Ages 8–11

Pet Rabbit, Ages 12 & Up

Costume Class

Best My Pet Rabbit, Ages 8–11; Best My Pet Rabbit Ages, 12 & Up

Best My Pet Rabbit Costume Class

Theatre Arts

Check-in on Tuesday, July 22, from 5:30–7 p.m.

Member will be present for judging.

Director..... Sara Zimmerman

Failure to meet requirements will result in lowering of placing by one letter grade.

Rules:

1. Displays of scene design models or sounds/props/costume charts should not exceed 36" x 48".

State Fair Eligible Classes:

Theatre Arts 1 (50299)

Exhibit one of the following items:

- **Portfolio of acting activities** completed during the current year. This should include at least 3 of the following: list of roles/performances, pictures or description of hair or makeup, pictures or description of a favorite costume, pictures or description of a particular set piece or prop, ticket stubs or marketing materials, playbill, description of audition process, highlights of acting skills honed (such as stage directions, auditioning, projection, diction, character development, physicality, vocal expression, facial expressions, memorization, understanding of how to read a script, ability to take direction, confidence, collaboration with scene partners etc.) *Note: A video of performances is not considered a portfolio and will not be accepted for exhibit.* **OR**
- **Display illustrating a picture story** developed by the exhibitor. Your picture story should include a minimum of 3 boxes with a character, problem, and solution. **OR**
- **Write a personal monologue.** Create a character, decide what your character wants, what are the obstacles, and create your character's thoughts and struggles.

Theatre Arts 2 (50230)

Exhibit one of the following items:

- **Block a scene.** Choose a scene from a published play and become the director. Clearly mark stage directions, blocking, entrances and exits, and any additional notes you would want to share with the actors. **OR**
- **Write a scene.** Create a scene that includes at least 2 characters, has an established setting, plot, and time, and include stage directions. **OR**
- **Create a mask** that either represents a character of your choice or models a mask from a given historical time period integral to the history of theatre.

Theatre Arts 3 (50301)

Exhibit one of the following items:

- **Portfolio of activities** for set design; make-up; or sound, props, or costuming completed during the current year. This should include pictures of activities, information on the show or performance, details on your involvement. **OR**
- **Display that includes** sound, props and costume charts appropriate for a selected scene from a story or play (limited to no more than 8 items). **OR**
- **Display a scenic design model** to depict a scene from a script. **OR**
- **Display illustrating a character** with make-up drawn or colored in. Include a photograph of a person wearing the make-up and information on the character's personality or part in the play.

Theatre Arts Innovation Class (50302)**Open to youth enrolled in Theatre Arts.**

Demonstrate the skills and knowledge you have gained through Theatre Arts project. The exhibit may include, but isn't limited to, original works, objects, demonstrations, digital presentations, programs, websites, games, apps, performances, or posters which you have made. Choose whatever method best shows what you've learned. Your exhibit should not fit in the other exhibit options for this project. You must furnish any equipment you need for your exhibit. Internet service will not be provided for the exhibit. All exhibits must include something visual, such as a printed copy of a digital presentation, which will remain on display during the exhibition. Electronic equipment will only be used during your personal judging time and will not remain on display during the entire exhibit period.

Garden Tractor Safety & Operation (Not State Fair Eligible)

Meet at 4-H office in Cloverleaf Hall.

Member will be present for judging.

DirectorSteve Whaley

Rules:

1. Exhibitors will be required to operate a garden tractor and maybe required to complete a test on safety and maintenance of equipment.
2. Exhibitor must be present during judging.
3. Equipment will be furnished.

McLean County Projects Only:

Garden Tractor, Ages 8–12 (not state fair eligible)

Garden Tractor, Ages 13+ (not state fair eligible)

Tractor

Check-in on Tuesday, July 22, from 5:30–7 p.m.

Member will be present for judging.

Director Steve Whaley

See page 6, for display and poster size restrictions. All items in the display should be affixed to the display board. NO additional items should be included.

State Fair Eligible Classes:

Tractor A (50306) Level A: Starting Up – Required



Exhibit a display or poster that illustrates one of the following topics: tractor safety, care and maintenance, the tractor as a valuable farm machine, or an activity listed in the 4-H project manual.

Tractor B (50307) Level B: Tractor Operation – Required



Exhibit a display or poster that illustrates one of the following topics: cause and prevention of rollovers, diagram how an air cleaner works, diagram and identify an engine cooling system, regulations for battery & oil disposal, or another activity listed in the 4-H project manual.

Tractor C (50308) Level C: Moving Out – Required



Exhibit a display or poster that illustrates one of the following topics: wagon and bin hazards; diagram and identify open and closed hydraulic systems; mower types and safety features; conveyor types and safety features; or another activity listed in the 4-H project manual.

Tractor D (50309) Level D: Learning More – Required



Exhibit a display or poster that illustrates one of the following topics: method of winterizing a tractor, chemical uses and required safety equipment, parts and process of internal combustion engine, procedure for cleaning and flushing tractor radiator, or another activity.

Tractor Innovation Class (50310)

Open to youth enrolled in Tractor A, B, C or D.

Demonstrate the skills and knowledge you have gained through the Tractor project. This could be related to, but not limited to, advancements in technology, enhancements to crop production, or a topic of interest to the member related to tractors or farm machinery. The exhibit may include, but isn't limited to, original works, objects, demonstrations, digital presentations, programs, websites, games, apps, performances, or posters which you have made. Choose whatever method best shows what you've learned. Your exhibit should not fit in the other exhibit options for this project. You must furnish any equipment you need for your exhibit. Internet service will not be provided for the exhibit. All exhibits must include something visual, such as a printed copy of a digital presentation, which will remain on display during the exhibition. Electronic equipment will only be used during your personal judging time and will not remain on display during the entire exhibit period.

Vehicle (Cars, Trucks, or Tractors) & Farm Equipment Restoration (Not State Fair Eligible)

Check-in on Tuesday, July 22, from 5:30–7 p.m.
Use the garage door on the eastside of Cloverleaf Hall.
Member will be present for judging.

Director Steve Whaley

Rules:

- A All projects must be approved by Extension Office
- Condition of the project will be reviewed at this time.
 - Whether the vehicle or equipment functions.
 - What the 4-H member plans on fixing during this fair year.
 - Which class the project will be entered.
- Once this is agreed upon, the project will be documented for this 4-H year.
- B 4-H member will keep a notebook with details of steps of the process to restore the project and MUST accompany exhibit.
- C Vehicle or Equipment, depending on size, may be presented outside the Cloverleaf Hall instead of inside the building.
- D Implements must be detached from tractors.
- E Exhibitors are limited to one entry per class, per year.

McLean County Projects Only:

All classes are not State Fair eligible.

Antique Tractors (25 Years) Class
Antique Lawn & Garden Tractors (25 Years) Class
Antique—all other Equipment (25 Years) Class
Tractors (Under 25 Years) Class
Lawn & Garden Tractors (Under 25 Years) Class
All other Equipment (Under 25 Years) Class
Antique Car (25 Years) Class
Classis Car (10–24 Years) Class
Antique Truck (25 Years) Class
Classis Truck (10–24 Years) Class
Other Car (Under 10 Years) Class
Other Truck (Under 10 Years) Class
Trailer Class

Veterinary Sciences

Member will be present for judging.

Director..... Richard Van Note

State Fair Eligible Classes:

Prepare a display focusing on any activity related to the veterinary science project.

The exhibit may include, but isn't limited to, original works, objects, demonstrations, digital presentations, programs, websites, games, apps, performances, or posters which you have made. Choose whatever method best shows what you've learned.

You must furnish any equipment you need for your exhibit. Internet service will not be provided for the exhibit. All exhibits must include something visual, such as a printed copy of a digital presentation, which will remain on display during the exhibition.

Electronic equipment will only be used during your personal judging time and will not remain on display during the entire exhibit period. Live animals are not permitted as exhibits in this area. For safety reasons, exhibits cannot include glass, syringes with needles or any other sharp objects. Exhibits may include activities from Veterinary Science projects OR from any other Animal project area.

Veterinary Science 1 (50320a) For youth enrolled in this project 1–2 years.

Veterinary Science 2 (50320b) For youth enrolled in this project 3 or more years.

Video/Filmmaking

Check-in on Tuesday, July 22, from 5:30–7 p.m.

Member will be present for judging.

Failure to meet requirements will result in lowering of placing by one grade.

Director Sara Zimmerman

Rules:

- All Exhibitors must bring their video to be judged on a USB flash drive and saved in.
- MP4 format at the State Fair.
- Wireless Internet access is not necessarily available.
- Exhibitors are encouraged to post their video on YouTube.com in advance of State Fair.
- Exhibitors may choose whether to make the video “public, unlisted” (someone must have the link to view it), or “private” (only people you choose may view it). This will allow fairgoers to view the exhibits on display.
- You need to bring your own device (including a way for your judge to hear your video) for viewing.

State Fair Eligible Classes:

Commercial or Promotional Video (Individual (50324a) Group (50234b))

Prepare a short video (30 seconds to 1 minute in length) that promotes an event, advertises a specific project/product, or is a public service announcement. The video should demonstrate skills in making and editing video.

Animated Video Individual ((50325a) Group (50324b))

Video in this class should represent creative animation of original artwork created by the exhibitor and may include stop motion techniques. Media might include images created with graphics software or hand-drawn images.

Documentary Individual ((50326a) Group (50326b))

Video in this class should represent a research-based investigation into a topic of choice. Video credits should list research sources and may include paper or electronically published materials, as well as interviews with experts or constituents related to the topic of investigation.

Short Story or Short Narrative Individual ((50327a) Group (50327b))

Prepare a short video that tells a story. The video should demonstrate skills in making and editing video.

Video Innovation Class Individual ((50328a) Group (50328b))

Open to youth enrolled in Video

Demonstrate the skills and knowledge you have gained through the Video project. **Your exhibit should not fit in the other exhibit options for this project.** The exhibit may include, but isn't limited to, original works, objects, demonstrations, digital presentations, programs, websites, games, apps, performances, or posters which you have made. Choose whatever method best shows what you've learned. You must furnish any equipment you need for your exhibit. Internet service will not be provided for the exhibit. All exhibits must include something visual, such as a printed copy of a digital presentation, which will remain on display during the exhibition. Electronic equipment will only be used during your personal judging time and will not remain on display during the entire exhibit period.

Visual Arts

Check-in on Tuesday, July 22, from 5:30–7 p.m. unless noted otherwise.

Member will be present for judging.

Director Elaine Norin

General Rules – All Visual Arts Projects:

Exhibitors must be enrolled in the Visual Arts project on ZSuite and Fairenry.com in the category that they are exhibiting. Exhibitors are encouraged to date the project when it is made. All visual arts exhibits are evaluated using a visual arts rubric that takes into account correct use of design elements, craftsmanship, and creativity.

- 1 Each member may enter only one exhibit in each visual arts class.
- 2 All exhibits are individual projects. One exhibitor prepares all items.
- 3 All items must be prepared for exhibit. Items that are intended to be hung must be prepared for hanging. The hanging device must be sturdy enough to support the weight of the object. Framed items not intended to be hung should be noted as such on card and a photo of the artwork being displayed should be included.
- 4 Articles exhibited must be an original design created by the exhibitor (except in Heritage Arts, which may follow a pattern, AND Fiber-Non-Original Ages 8–10 ONLY). Copyrighted or trademarked designs are not acceptable; this includes team, school logos and/or characters from movies such as Mickey Mouse, Iron Man, etc. Kits and preformed molds are not considered original and are not acceptable in any Visual Arts Class. Combining parts of different patterns (pictures, photographs, images from the internet or a magazine) with the member's own ideas can result in an original design, but simply changing the color, pattern and/or size of a pattern does NOT make the design original. This also applies for ideas found on a site such as Pinterest. If you see something on Pinterest that you like, you can use that idea as your inspiration, however, create something which is fundamentally different. IT MUST NOT BE AN EXACT REPLICA OF something the judge can search for and find on Pinterest. The exhibit may combine parts of different patterns and/or ideas with the concepts of the member, however changing the color or changing the size of the item or pattern used does NOT make it original. If you create an exact replica of what you see somewhere else, it is not your original design. If a photo, sketch, or other idea source was used, submit it with your entry, firmly attached to your exhibit. Be prepared to explain how and where you got the idea for this project. **The use of copyrighted material is prohibited. Copyrighted projects will NOT receive premiums.**
- 5 Use of the 4-H Clover: Chartered 4-H clubs and enrolled 4-H members are authorized to use the 4-H Name and Emblem. This includes permission for an enrolled 4-H member to use the 4-H name and emblem in exhibits created for personal use and as part of 4-H sponsored events. This includes 4-H decorated cookies, a 4-H clover printed for use in a scrapbook or included as part of any other 4-H exhibit. Use of the green clover shaped image is not protected. The 4-H "emblem" is distinguished by the four H's that signify Head, Heart, Hands and Health. No creative rendering, changes in color or shape of the official 4-H emblem is allowed.
- 6 Quilts entered in Visual Arts should ONLY be entered in the Quilting Project area in either Level 1 You Can Quilt (SF 50331a) OR Level 2 Quilting the Best Better (50331b). All work on the quilt MUST be completed by the 4-H member. You cannot exhibit a quilt that was quilted by someone else.
- 7 Unless otherwise noted, due to space limitations, projects should be no larger than 48" x 48".

State Fair Eligible Classes:**Chalk/Carbon/Pigment****Visual Arts Chalk/Carbon/Pigment: Division A, B, or C**

Enter the division based on the type of material on which the art was created.

Chalk/Carbon/Pigment: Division A: Canvas (50336a)

Any original artwork created with pencils, chalk, pens, ink, paint, charcoal, dyes, etc. on canvas. This would include all painting, sketching, drawing, cartooning, original non-computer-generated graphics, printing, etc. Drawings and paintings should be matted or framed under glass. (Exceptions: Oil and acrylic paintings do not require glass and are not required to be matted.) Watercolor, chalk, pen & ink, etc. do require some protective covering. Gallery frames are acceptable. Canvas paintings that continue "over the edges" are acceptable without frames; however, the piece must still be prepared for hanging- Matted pieces without frames are acceptable, however the piece must be prepared for hanging OR it must include a photo of the artwork being displayed in a non-hanging manner. There is no specific requirement for the type of mat used.

Chalk/Carbon/Pigment: Division B: Paper (50336b)

Any original artwork done with pencils, chalk, pens, ink, paint, charcoal, dyes, etc., on paper. This would include all painting, sketching, drawing, cartooning, original non-computer-generated graphics, printing, etc. Drawings and paintings should be matted or framed under glass. (Exceptions: Oil and acrylic paintings do not require glass and are not required to be matted.) Watercolor, chalk, pen & ink, etc. do require some protective covering. Gallery frames are acceptable. Matted pieces without frames are acceptable, however the piece must be prepared for hanging, OR it must include a photo of the artwork being displayed in a non-hanging manner. There is no specific requirement for the type of mat used.

Chalk/Carbon/Pigment: Division C: Glass, Wood, Metal, Textiles (50336c)

Any original artwork done with pencils, chalk, pens, ink, paint, charcoal, dyes, etc., on glass, wood, metal, and textiles. This would include all painting, sketching, drawing, cartooning, original non-computer-generated graphics, printing, etc. Painted and/or glazed pre-formed ceramics and painted porcelain dolls are not eligible for the State Fair exhibit. Drawings and paintings should be matted or framed under glass. (Exceptions: Oil and acrylic paintings do not require glass and are not required to be matted.) Watercolor, chalk, pen & ink, etc. do require some protective covering. Gallery frames are acceptable. Matted pieces without frames are acceptable, however the piece must be prepared for hanging, OR it must include a photo of the artwork being displayed in a non-hanging manner. There is no specific requirement for the type of mat used.

Sub-Classes for Division A, B and C:**Cartooning**

Drawing which puts a comic (funny, amusing) interpretation on current events or people OR drawings which are an original comic strip.

Single Drawing**Comic Book** (must be 4–10 pages)**Painting: Acrylic/Oil**

Photo/picture/illustration, if used for reference, should be attached to the back of it.

Ages 8–12**Ages 13+****Painting: Watercolors**

Photo/picture/illustration, if used for reference, attached to back of it. Glass, acrylic, or some other protective covering (not plastic wrap) must cover any watercolor selected to go to the state fair.

Ages 8–12**Ages 13+****Sketching**

Photo/picture/illustration, if used for reference, attached to back of it. Glass, acrylic, or some other protective covering (not plastic wrap) must cover any sketch selected to go to state fair.

Ages 8–10**Ages 14–16****Ages 11–13****Ages 17+****Other carbon/chalk/pigment**

Item that does not fit into the classes listed above or uses more than one medium.

Photo/picture/illustration, if used for reference, attached to back of it.

Ages 8–12**Ages 13+**

Clay

Visual Arts Clay (50337)

Any original item made of clay—may be fired or unfired, hand formed or thrown on a wheel. Self-hardening clays are fine. Fire/oven-cured and cornstarch clay could be accepted. Items can include, but are not limited to, clay statues, bowls, jewelry, etc. Pre-formed ceramics are not eligible for State Fair exhibit.

Sub-Classes:

Hand formed or wheel-thrown clay: kiln-fired, oven cured, or self-hardening.

Ages 8–12**Ages 13+**

Synthetic modeling material: oven-baked or self-hardening modeling material.

Ages 8–12**Ages 13+**

Computer-Generated Art

Visual Arts Computer-Generated Art (50338)

Any original art created in any software package. Exhibit may not include scanned work, clip art, downloaded images from the internet, any imported image, or photographs. All pixels must be original. Photo mosaics are NOT allowed. Exhibitors in this class (like all other classes in this subsection) must be enrolled in Visual Arts; computer project enrollment is not required. NOTE: Wood and metal exhibits created through the use of laser cutting programs/devices should be entered in this class. Plastic exhibits with an artistic focus created using a 3-D printer should be entered in this class. If the art created is designed to hang, then the entry should have some protective covering, such as a glass frame, and prepared for hanging. If the art is something that has been created with a laser cutting program/device and is NOT designed to hang, it does not require protective covering nor does it need to be prepared to hang.

Visual Arts Computer: Generated Art Graphic Design (50370)

Any original art created in any software package that displays visual information, such as an advertisement, publication, website, or any other type of visual communication by effectively combining text and graphics. If using clip art, downloaded images, imported images, or photographs, they must be either royalty-free or owned by the exhibitor.

Fiber

Visual Arts Fiber (50339)

Any original item made of fiber. Examples include but are not limited to fabric collage, soft sculpture, stitchery, weaving, embroidery, cross-stitch, wearable art, hooking, braiding, duct tape artistry, string art, and baskets. **Original** cross-stitched, knitted, or crocheted items belong in this Fiber class. **Non-original cross-stitched, knitted, or crocheted items should be entered in Heritage Arts. Machine knitted items are not appropriate for this project area.**

Sub-Classes:

Latch hook

Stitchery – hand: This includes original cross-stitch, crewel, embroidery, and any other hand-stitched projects. Hand stitched items made from patterns should be entered in Miscellaneous Heritage Arts.

Stitchery – machine

String art: Exhibit may not be larger than 30" x 30".

Weaving

Fleece – non-clothing

Duct Tape artistry

Wearable Art Division I: One item (hat, shoes, bag, shirt, etc.) that is creatively decorated. Possible methods of decorating include painting, tie-dying, gluing, or sewing on embellishments to the wearable item.

Wearable Art Division II: One or more garments (shirt, pants, skirt, etc.) and one or more accessories (hat, shoes, bag, etc.) that is creatively decorated. Possible methods of decorating include painting, tie-dying, gluing, or sewing on embellishments to the wearable items.

Visual Arts Fiber Non-Original AGES 8-10 ONLY (50350)

Any non-original item made of fiber. Examples include but are not limited to fabric collage, soft sculpture, stitchery, weaving, embroidery, cross-stitch, crocheting, knitting, weaving, hooking, and felting. Exhibitors may use a pattern and/or an idea generated from another source.

Glass & Plastic

Visual Arts Glass & Plastic (50340a, 50340b, 50340c)

Any original item made of glass or plastic.

- **50340a–Glass:** Possible items to exhibit include stained glass, etched glass (original design), mosaics made of glass, glass beading.
- **50340b–Plastic:** Possible items to exhibit include plastic jewelry (friendly plastic), recycled plastic art, plastic that can be molded into 3D shapes.
- **50340c–Plastic Block Art:** Any original item made entirely of plastic building blocks. This must be an **original design created by the exhibitor**. Structures are NOT eligible in the Visual Arts Plastic Block Art exhibit area. The exhibit will be judged using a Visual Arts rubric. The exhibit must be attached to a board or frame for display and prepared to be hung or presented as 3-dimensional piece of table art and NOT a structure (unacceptable items would include buildings, rollercoasters, etc.).

Interlocking building block creations (i.e. LEGOS) are ONLY suitable for 50340C exhibit option of the Visual Arts Glass & Plastic class. Steppingstones can be entered as a Visual Arts exhibit in Glass & Plastic; however, they must have an intentional design created using glass and/or plastic and the exhibitor must be prepared to discuss the design elements associated with their exhibit. Due to space limitations, any single exhibit in the Glass & Plastic project should NOT exceed 48" x 48". Legos may be used for this project, but the design must be the exhibitor's original creation and not based on a pre-made design or instructions. For example, they could create a model of their own dog.

Sub-Classes:

Glass (50340A):

Ages 8–12

Ages 13+

Plastic(50340B):

Ages 8–12

Ages 13+

Plastic Block Art (50340C):

Ages 8–12

Ages 13+

Heritage Arts

Visual Arts Heritage Arts (50341): Exhibit an item of *traditional* art learned from another person or **from a pattern** (NO KITS may be entered in this class). Non-original cross-stitched, knitted, and crocheted items by pattern fit in this class. ALL ORIGINAL cross-stitched, knitted, and crocheted items should be exhibited in Fiber Arts; (machine knitted items ARE NOT acceptable for this class.) Other possibilities include needlepoint, counted cross-stitch, crewel, embroidery, cut work, hardanger embroidery (embroidery openwork), macramé, candles, blacksmithing, pysanki (decorated eggs), baskets (made using a traditional pattern), traditional handmade dolls with handmade costumes, soaps made using nature dyes and/or candles.

Exhibitors in Heritage Arts MUST also bring 1) the pattern or a copy of the pattern they used to create their traditional art and 2) be prepared to explain the traditional origins of their art choice.

Sub-Classes:

Basketry, reed

Macramé

Needlepoint

Candle making, molded: From a mold or hand molded-remove from the mold.

Candle making, container: Candle remains in container, jar, glass, etc.

Miscellaneous Heritage Arts: Possibilities include but are not limited to hand stitched items from a pattern, pysanka (decorated eggs), and tatting.

For the following sub-classes please exhibit one completed article.

Crocheting and Knitting, Ages 8–12: Must use knitting needles for knitting. No looms.

Crocheting and Knitting, Ages 13+: Must use knitting needles for knitting. No looms.

Note: Members who create a knitted garment such as a sweater, vest, skirt, dress, etc. may register to participate in the Style Revue on Saturday.

Leather

Visual Arts Leather (50321)

Exhibit one of the following options using leather:

Leather Stamping: Exhibit should utilize one or more stamping techniques. Exhibit examples include items such as belt, coasters, bookmark, key chain, wrist bracelet.

Leather Carving or Tooling: Exhibit should use simple swivel knife tooling techniques or may incorporate several swivel knife-tooling designs or patterns. Exhibit examples include items such as belt, pictorial carving, key case.

Leather Lacing: Exhibit to include stamping and/or carving techniques incorporated with lacing techniques. Exhibit examples include items such as wallets, purses, etc.

Leather Stitching: Exhibit may include stamping, carving and/or lacing techniques and should be a leather item or article of apparel, which incorporates hand-sewing and/or machine stitching techniques. Hand-sewing and/or machine stitching must be the work of the exhibitor.

Metal

Visual Arts Metal (50342)

Any original item made of metal such as sculpture, tin punch, engraved metal, and jewelry. Items intended for industrial use (such as tools and/or shop items) are not considered part of this Visual Arts project and are not eligible for entry. Metal items that have been partially or totally created through the use of laser cutting programs/devices should be entered in Computer-Generated Art.

Nature

Visual Arts Nature (50343)

Any original item made of natural material such as wreaths, cornhusk dolls, etc. Items should be made of natural materials (which may be purchased) but securing elements such as glue and wire may be used in the inner construction, as long as they do not detract from the overall "natural" appearance. Engineered wood may be utilized as part of the exhibit to adhere natural materials, not as an element of the design. Articles such as dried pressed flowers may be displayed under glass if viewed as necessary for protection/preservation of the natural materials. Candles are not suitable as entries and instead should be entered in Heritage Arts. All baskets should be entered in Heritage Arts.

Paper

Visual Arts Paper (50344a & 50344b)

Any original item made of paper. Exhibitors should create an exhibit that aligns with one of the following categories:

Visual Arts Paper (50344a)

Two-Dimensional Paper Art: Exhibits should be a 2-dimensional image. Paper art which falls into the 2-dimensional category includes: greeting cards, paper-cut designs, hand-made paper, paper collage, quilling.

Sub-Classes:

Ages 8–12

Ages 13+

Visual Arts Paper (50344b)

Three-Dimensional Paper Art: Exhibits should be a 3-dimensional image. Exhibits in the 3-dimensional category must have multiple layers and/or levels. This is defined as more than 3 layers so the image truly has dimensions that can be viewed from at least three sides; or is at least ½" tall. Paper art which falls into the 3-dimensional category includes but is not limited to: origami, paper mache, paper models of architecture, paper-cut designs, quilling.

Sub-Classes:

Ages 8–12

Ages 13+

PLEASE NOTE THE FOLLOWING:

Paper-cut designs and quilling have the potential, depending on the design, to align with either of the categories. The key design element is whether the design is 2-dimensional or 3-dimensional.

Paper twist articles made from a kit or directions in a craft book or store ARE NOT original and not appropriate in the Visual Arts Paper exhibit area. Scrapbooks are also not eligible in Visual Arts Paper but should be exhibited in Visual Arts Scrapbooking.

If creating origami, folded pieces should either be used to create a bigger project such as a mobile or wreath, or multiple pieces of origami should be displayed. Exceptions would be if exhibitor created their own folding pattern.

Quilting

Visual Arts Quilting – You Can Quilt (Level 1) (50331a)

Exhibit one of the following quilting options. All exhibits should include a card which 1) Identifies the item as an original design created by the exhibitor, as a pattern created by someone else, OR as a pattern that has been adapted by the exhibitor. AND 2) Identifies the type of batting used. The item may be quilted using any method—tie, hand, or machine quilted. **All work must be completed by the 4-H member.** Exhibit one of the following:

- A Doll Quilt (maximum size of 24" x 30") OR
- A Baby Quilt (maximum size of 48" x 48") OR
- A Quilted Table Runner (maximum size of 18" x 36") OR
- A small Wall Hanging (square or rectangular (maximum size of 36" x 36")). Hanging should include tabs or a pocket on the back for it to be hung.

Visual Arts Quilting – Quilting the Best Better (Level 2) (50331b)

Exhibit one of the following quilting options. All exhibits should include a card which 1) Identifies the item as an original design created by the exhibitor as a pattern created by someone else OR as a pattern that has been adapted by the exhibitor; 2) Identifies the type of batting used AND 3) Provides details on any special techniques that were used (applique, embroidery, free-motion quilting, etc.). The item may be quilted using any method—tie, hand, or machine quilted. **All work must be completed by the 4-H member.** Exhibit one of the following:

- A Lap Quilt (width ranging from 42" – 58" length ranging from 56" – 70") OR
- A Large Quilted Wall Hanging (can be rectangular or square, sized larger than 36" x 36"). Hanging should include tabs or a pocket on the back for it to be hung OR
- A Quilt that fits any size bed (Twin, Double, Queen or King).

Scrapbooking

Visual Arts Scrapbooking, Beginning (50345)

Exhibit one album or notebook, either 8 ½" x 11" or 12" x 12", with a front and back cover. The album/notebook must have a minimum of 4 pages (front and back, making it 8 sides), exhibited in page protectors. **NOTE: the front and back album covers are NOT part of the "page" count.** "Embellishments" are defined as the decorations or special details and features that add to a page and make it more visually appealing. Embellishments may include, but are not limited to, ribbon, clips, stickers, special lettering, etc. Beginners must use a **minimum of four embellishments** in their 4 scrapbook pages (a minimum of four embellishments on the 4 required scrapbook pages, not four per page), 8 sides and tell a story with pictures.

Visual Arts Scrapbooking, Intermediate (50346)

Exhibit one album or notebook, either 8 ½" x 11" or 12" x 12", with a front and back cover. The album/notebook must have a minimum of 6 pages (front and back, 12 sides), exhibited in page protectors. **NOTE: the front and back album covers are NOT part of the "page" count.** "Embellishments" are defined as the decorations or special details and features that add to a page and make it more visually appealing. Embellishments may include, but are not limited to, ribbon, clips, stickers, special lettering, etc. Intermediate level exhibitors must use a **minimum of eight embellishments** in their 6 scrapbook pages (a minimum of eight embellishments on the 6 required scrapbook pages, not eight per page), 12 sides and tell a story with pictures and journaling.

Visual Arts Scrapbooking, Advanced (50347)

Exhibit one album or notebook, either 8 ½" x 11" or 12" x 12", with a front and back cover. The album/notebook must have a minimum of 8 pages (front and back, 16 sides), exhibited in page protectors. **NOTE: the front and back album covers are NOT part of the "page" count.**

"Embellishments" are defined as the decorations or special details and features that add to a page and make it more visually appealing. Embellishments may include, but are not limited to, ribbon, clips, stickers, special lettering, etc. Advanced level exhibitors must use a **minimum of 12 embellishments** in their 8 scrapbook pages (a minimum of twelve embellishments on the 8 required scrapbook pages, not twelve per page), 16 sides and tell a compelling story with pictures, journaling, and other media.

Three-Dimensional Design/Mixed Media

Visual Arts Three – Dimensional Design/Mixed Media (50348)

Art pieces in this class must be comprised of **at least three different media**. No one medium can make up more than 40% of a piece. The piece should be **either freestanding or should be prepared to be hung**. It must be observable on at least three different sides. Originality and design are important concepts. Craft and preformed or assembled projects are not acceptable. Due to space limitations, any single exhibit in the Three-Dimensional Design/Mixed Media project should NOT exceed 48" x 48".

Visual Arts Three – Dimensional Design/Mixed Media - Diorama (50351)

Exhibit a model representing a scene with three-dimensional figures. The display must be built on rigid wood (i.e., plywood). Exhibits may include but are not limited to, farm displays, historical events, landmarks, habitats, or scenes from a book. Exhibits may include pre-manufactured items such as tractors, animals, or figurines, but should also include artistic elements where possible. Due to space limitations, any single exhibit in the Three-Dimensional Design/Mixed Media: Diorama project should NOT exceed 48" x 48".

Wood

Visual Arts Wood (50349)

Any original item made of wood (wood carving, sculpture, collage, wood burning, etc.). Utilitarian wood items made from patterns or kits (outdoor or indoor furniture, shelves, etc.) should be entered in Woodworking, **NOT** Visual Arts. Popsicle stick crafts are not acceptable for State Fair entry. Wood items that have been partially or totally created through the use of laser cutting programs/devices should be entered in Computer-Generated Art. All Visual Arts Wood exhibits **MUST** have an artistic element that the exhibitor can explain. Furniture built by the exhibitor aligns with the Woodworking project area, unless the element to be judged is wood carving or wood burning that is one element of the exhibit. Exhibits will be judged using a Visual Arts Rubric and not a woodworking construction rubric.

McLean County Projects Only:

Printing/Stenciling (Not State Fair Eligible): Must enroll in Computer Generated Art

If the art created is designed to hang, exhibit should be matted and/or framed and be at least 8" x 10" and not more than 22" x 28" including artwork, mat, and frame. Canvas paintings that continue "over the edges" are acceptable without frames; however, the piece must still be prepared for hanging.

Sub-Classes:

Printing: Block, slate, or screen used should be accompany item. Vegetables used to print should accompany the article.

Stenciling: Include stencil in a self-sealing plastic bag with member's name on bag. Stenciling may or may not be an item to hang. If to be hung, follow above instructions. If disposable self-adhesive vinyl stencils cut from craft machines are used, please include cutting pattern used, or duplicate unused vinyl stencil.

Ceramics (Not State Fair Eligible): Must enroll in Clay

Pre-formed from molds-non-original. Exhibit may be no larger than 15" high by 15" wide by 12" deep.

Sub-Classes:

Ceramics

Ages 8–12

Ages 13+

Clay non-original

Ages 8–12

Ages 13+

LEGO® (Not State Fair Eligible): Must enroll in Glass & Plastics

Sub-Classes:

LEGO® Kit, Ages 8–12: Items made with kit up to 30" x 30" table space. Bring instruction manual to judging.

Models (Not State Fair Eligible): Must enroll in Glass and Plastics

Include directions. Members should choose age and difficulty appropriate model.

Sub-Classes:

Ages 8–12 (using glue)

Ages 13+ (using glue)

Ages 8–12 (snap together)

Ages 13+ (snap together)

Diorama: Depict a scene using one or more models. The models must be the type that would be entered in other modeling sub-classes. No larger than 12" x 12" x 12".

Scrapbooking Digital Books (Not State Fair Eligible): Must enroll in Scrapbooking

Woodcraft Kit (Not State Fair Eligible):

Woodcraft Kit (not state fair eligible): Wood items made from patterns or kits. Must be painted, stained, or have other type of a finish. May not be larger than 28" x 28" x 28".

Weather

Check-in on Tuesday, July 22, from 5:30–7 p.m.

Member will be present for judging

DirectorDebbie Marquis

Weather:

Exhibit any product or display illustrating an activity from the book. The exhibit may include, but is not limited to, original works, objects, demonstrations, digital presentations, programs, websites, games, apps, performances, or posters that you have made. Choose whatever method best shows what you have learned. You must furnish any equipment you need for your exhibit. Internet service will not be provided for the exhibit. All exhibits must include something visual, such as a printed copy of a digital presentation, which will remain on display during the exhibition. Electronic equipment will only be used during your personal judging time and will not remain on display during the entire exhibit period.

State Fair Eligible Classes:

Weather and Climate Science 1 (50392) *Level 1: Weather and Climate Science – Required*

Exhibit any product or display illustrating an activity from the book. The exhibit may include, but isn't limited to, original works, objects, demonstrations, digital presentations, programs, websites, games, apps, performances, or posters which you have made. Choose whatever method best shows what you've learned. You must furnish any equipment you need for your exhibit. Internet service will not be provided for the exhibit. All exhibits must include something visual, such as a printed copy of a digital presentation, which will remain on display during the exhibition. Electronic equipment will only be used during your personal judging time and will not remain on display during the entire exhibit period.

Weather and Climate Science 2 (50393) *Level 2: Weather and Climate Science – Required*

Exhibit any product or display illustrating an activity from the book. The exhibit may include, but isn't limited to, original works, objects, demonstrations, digital presentations, programs, websites, games, apps, performances, or posters which you have made. Choose whatever method best shows what you've learned. You must furnish any equipment you need for your exhibit. Internet service will not be provided for the exhibit. All exhibits must include something visual, such as a printed copy of a digital presentation, which will remain on display during the exhibition. Electronic equipment will only be used during your personal judging time and will not remain on display during the entire exhibit period.

Weather and Climate Science 3 (50394) *Level 3: Weather and Climate Science – Required*

Exhibit any product or display illustrating an activity from the book. The exhibit may include, but isn't limited to, original works, objects, demonstrations, digital presentations, programs, websites, games, apps, performances, or posters which you have made. Choose whatever method best shows what you've learned. You must furnish any equipment you need for your exhibit. Internet service will not be provided for the exhibit. All exhibits must include something visual, such as a printed copy of a digital presentation, which will remain on display during the exhibition. Electronic equipment will only be used during your personal judging time and will not remain on display during the entire exhibit period.

Welding

Use garage door on the eastside of the Cloverleaf Hall

Check-in on Tuesday, July 22, from 5:30–7 p.m.

Members will be present for judging.

Director Steve Whaley

State Fair Eligible Classes:

Welding (50353) Arcs and Sparks – Required



This exhibit class is open to any member eligible to participate in 4-H and show at the county/state fair. Exhibit one arc weldment/item demonstrating the skill level of the exhibitor. Members new to the project should consider selecting a weldment from the suggested [Weldment List](#) found on page 43 of *Arcs and Sparks* (4-H 573 – Shielded Metal Arc Welding). **This class is for industrial welding only.** (Members that wish to use welding to create objects with an artistic appeal should consider enrolling in the 4-H Visual Arts Metal project and consider entering those types of exhibits in the Visual Arts – Metal class.) Exhibits must be portable and cannot be exhibited on a trailer.

Sub-classes:

Welding Class 1, Ages 8–10

Welding Class 2, Ages 11–13

Welding Class 2, Ages 14+

Woodworking

Check-in on Tuesday, July 22, from 5:30–7 p.m.

Member will be present for judging.

Director Steve Whaley

Rules:

- A An exhibitor may enter one project per class in their appropriate age group.
- B All refinished exhibits must include a labeled picture(s) of the item prior to refinishing and pictures of the refinishing in progress. Only original wood species used when the item was made are allowed.
- C Exhibitors are encouraged to have a pictorial log of project construction showing the steps used.
- D Pre-cut kits are not allowed in any class.
- E All exhibit classes will be **conference judged**. Conference judging sign up will be available at check-in.
- F **Exhibits made from the 4-H manual. Exhibitors are encouraged to enhance their projects, for example stain, paint, embellish with decorations, etc.**
- G Units 1, 2, and 3 in Woodworking have very specific restrictions on the tools used in building an item to display. This is done for reasons of safety and to provide a fair comparison among projects in a level. **Articles made with tools other than those listed in a level will not be eligible for class awards in that level.**

State Fair Eligible Classes:

Woodworking 1 (50357)

Any item made of wood constructed or refinished by the member, appropriate for their age, skills and ability in this project. Pre-cut kits assembled by the member are not acceptable. Exhibits must be portable and cannot be exhibited on a trailer. **Allowed tools in this level:** hand tools only, including a hand miter box.

Sub-Classes:

Exhibit made from 4-H manual	Exhibit (Non-manual)
Outdoor Project	

Woodworking 2 (50358)

Any item made of wood constructed or refinished by the member, appropriate for their age, skills and ability in this project. Pre-cut kits assembled by the member are not acceptable. Exhibits must be portable and cannot be exhibited on a trailer. **Allowed tools in this level:** hand tools, power hand drill, miter box (non-powered), oscillating (pad) sander and jigsaw.

Sub-Classes:

Exhibit made from 4-H manual	Exhibit (Non-manual)
Refinishing Exhibit	Outdoor Project

Woodworking 3 (50359)

Any item made of wood constructed or refinished by the member, appropriate for their age, skills and ability in this project. Pre-cut kits assembled by the member are not acceptable. Exhibits must be portable and cannot be exhibited on a trailer. **Allowed tools in this level:** hand tools, power hand drill, miter box, jigsaw, scroll saw, power sanders, table saw, drill press, band saw, rabbet plane, jointer, and router.

Sub-Classes:

Exhibit made from 4-H manual	Exhibit (Non-manual)
Non-furniture (non-manual)	Refinishing Exhibit
Outdoor Project	

Woodworking 4 (50360)

Any item made of wood constructed or refinished by the member, appropriate for their age, skills and ability in this project. Pre-cut kits assembled by the member are not acceptable. Exhibits must be portable and cannot be exhibited on a trailer. **Allowed tools in this level:** all those mentioned in levels 1–3, plus circular saw, radial arm saw, planer, wood lathe, chop saw, and other power tools needed to complete advanced projects.

Sub-Classes:

Exhibit made from 4-H manual	Exhibit (Non-manual)
Refinishing Exhibit	Outdoor Project

3-D Printing and Design (Not State Fair Eligible)

Check-in on Tuesday, July 22, from 5:30–7 p.m.

Member will be present for judging.

DirectorSteve Whaley

Exhibitors are expected to use the engineering design process to complete their designs. This process is important to the outcomes and exhibitors must keep a log outlining the step-by-step notes, sketches, and documentation from throughout the design and print process. The logbook should define the problem that is being solved/use of the object and describe in detail each step of the Engineering Design Process taken during the creation of the invention.

Classes (Not State Fair Eligible):

3-D Design Beginner: No 3-D Printer or 3-D printed object is required for this exhibit. Exhibit a simple 3-D rendered design using Computer Aided Design (CAD) Software such as Tinker CAD or Inventor. The design must be an object that performs a specific task, and may not be based on already existing 3-D models. It must be able to be 3-D printed. Any CAD software can be used, but files must be in .STL format. Bring your design on a jump drive to be viewed for judging. Exhibits in this class may not have multiple parts, doors, hinges, or any sort of mechanics.

3-D Design Advanced: Exhibitors are expected to go above and beyond those expectations set in 3-D design beginner. No 3-D Printer or 3-D printed object is required for this exhibit. Exhibit a complex 3-D rendered design using Computer Aided Design (CAD) Software such as Tinker CAD or Inventor. The design must be an object that performs a specific task and may not be based on already existing 3-D models. It must be able to be 3-D printed. Any CAD software can be used, but files must be in .STL format. Bring your design on a jump drive to be viewed for judging. Exhibits in this class MUST have multiple parts, doors, hinges or some sort of mechanistic feature to accomplish a specific task.

3-D Printing Beginner: Exhibit a simple 3-D printed object designed using Computer Aided Design (CAD) Software such as Tinker CAD or Inventor. The 3-D printed object must perform a specific task, and may not be based on already existing 3-D models. It must be 3-D printed using ONLY A COMMERCIALY AVAILABLE HOME/DESKTOP 3-D PRINTER. In addition, original design files must accompany each exhibit. These files must be in .STL format. Bring your design on a jump drive to be viewed for judging. Exhibits in this class may not have multiple parts, doors, hinges or any sort of mechanics.

3-D Printing Advanced: Exhibitors are expected to go above and beyond those expectations set in 3-D Printing beginner. Exhibit a Complex 3-D printed object designed using Computer Aided Design (CAD) software such as Tinker CAD or Inventor. The 3-D print must be an object that performs a specific task and may not be based on already existing 3-D models. Exhibits in this class MUST have multiple parts, doors, hinges or some sort of mechanical feature. It must be 3-D printed using ONLY A COMMERCIALY AVAILABLE HOME/DESKTOP 3-D PRINTER. In addition, original design files must accompany each exhibit. These files must be in .STL format. Bring your design on a jump drive to be viewed for judging.

Unity Community Center 4-H Art Show

April 4 at 3:30 p.m. at Unity Community Center

Rules:

- A. Exhibitor will pre-register for the event.
- B. See the Rules & Regulations (page 6) and Conference Judging Rules (page 7) for general requirements for entries and exhibits. Failure to meet requirements will result in lowering of placing by one grade.
- C. To participate in the Unity Community Center (UCC) 4-H Art Show, an exhibitor must attend be a registered participant of UCC.
- D. The UCC 4-H Arts Show follows the Illinois 4-H Visual Arts Rules.
- E. A, B, and C ratings will be determined at the time of the competition based on conditions and the overall scores in each class.
- F. Show date and time are subject to change. The McLean County Extension Office will notify registered participants of any change.

Chalk/Carbon/Pigment

Visual Arts Chalk/Carbon/Pigment: Division A, B, or C

Enter the division based on the type of material on which the art was created.

Chalk/Carbon/Pigment: Division A: Canvas

Any original artwork created with pencils, chalk, pens, ink, paint, charcoal, dyes, etc. on canvas. This would include all painting, sketching, drawing, cartooning, original non-computer-generated graphics, printing, etc. Drawings and paintings should be matted or framed under glass. (Exceptions: Oil and acrylic paintings do not require glass and are not required to be matted.) Watercolor, chalk, pen & ink, etc. do require some protective covering. Gallery frames are acceptable. Canvas paintings that continue "over the edges" are acceptable without frames; however, the piece must still be prepared for hanging. Matted pieces without frames are acceptable, however the piece must be prepared for hanging OR it must include a photo of the artwork being displayed in a non-hanging manner. There is no specific requirement for the type of mat used.

Chalk/Carbon/Pigment: Division B: Paper

Any original artwork done with pencils, chalk, pens, ink, paint, charcoal, dyes, etc., on paper. This would include all painting, sketching, drawing, cartooning, original non-computer-generated graphics, printing, etc. Drawings and paintings should be matted or framed under glass. (Exceptions: Oil and acrylic paintings do not require glass and are not required to be matted.) Watercolor, chalk, pen & ink, etc. do require some protective covering. Gallery frames are acceptable. Matted pieces without frames are acceptable, however the piece must be prepared for hanging, OR it must include a photo of the artwork being displayed in a non-hanging manner. There is no specific requirement for the type of mat used.

Chalk/Carbon/Pigment: Division C: Glass, Wood, Metal, Textiles

Any original artwork done with pencils, chalk, pens, ink, paint, charcoal, dyes, etc., on glass, wood, metal, and textiles. This would include all painting, sketching, drawing, cartooning, original non-computer-generated graphics, printing, etc. Painted and/or glazed pre-formed ceramics and painted porcelain dolls are not eligible for the State Fair exhibit. Drawings and paintings should be matted or framed under glass. (Exceptions: Oil and acrylic paintings do not require glass and are not required to be matted.) Watercolor, chalk, pen & ink, etc. do require some protective covering. Gallery frames are acceptable. Matted pieces without frames are acceptable, however the piece must be prepared for hanging, OR it must include a photo of the artwork being displayed in a non-hanging manner. There is no specific requirement for the type of mat used.



McLean County Fair Royalty Program Information

Informational Meeting: March 13 at 5:30 p.m. (optional) – McLean County Fair Office, 2242 Westgate Drive, Bloomington. Supper provided. Parents encouraged to attend.

*Zoom audio option, contact fair office for login

Applications Open: Monday, April 7

Applications Due: Friday, May 2 @ 5 p.m.

*The first 12 fully completed applications per age category will be accepted. All documents must be received: Application, letter(s) of recommendation, signed code of conduct, signed medical release and \$50 sponsor fee payable to McLean County Fair.

Rehearsals (optional): Dates and times TBD. Candidates may bring any of their wardrobe to a rehearsal to show Royalty Committee to make sure it is appropriate for the pageant.

King & Miss Candidate Dinner: July 15 with McLean County Fair Board

Dress rehearsal (mandatory): July 19 @ 10 a.m. @ HCC

Finals Contest: Sunday, July 20 @ 4 p.m., Heartland Community College Auditorium

Rules and Prizes:

1. Candidates must live or go to school in McLean County, or be a member of a McLean County 4-H Club, and meet the age requirement for their division: Miss & King: Minimum of 16 years of age as of June 1, 2025 and have yet to reach their 22 birthday by January 1, 2026; Jr. Miss: Ages 10-13 as of June 1, 2025; Little Miss: Ages 6–8 as of June 1, 2025.
2. Completed applications, including fee, must be returned by 5 p.m. May 2, 2025.
3. Candidates must sign and abide by the McLean County Fair Royalty Code of Conduct.
4. Members of the court must attend the McLean County Fair each day, present awards and ribbons, attend evening programs and fulfill duties as assigned. 4-H exhibitors will be able to make their project or livestock show commitments.
5. Court members will receive 5-day gate admission passes for immediate family to attend the fair.
6. Candidates selected as King and Queen will receive a \$500 scholarship. Payment will be made directly to recipient upon receipt of a transcript from a post-high school educational institution. The candidate selected as Jr. Miss will receive a \$200 cash prize and the candidate selected as Little Miss will receive a \$100 cash prize, in addition to sponsored gifts.

2025 McLean County Fair Royalty Committee members:

Ali Preston, director, mcleancofairroyalty@gmail.com

Brian Basting, *past McLean County Fair King, parade coordinator*

Deanna Hamilton

Madison Hamilton, *2022 Miss McLean County Fair, social media coordinator*

Lori Jackson

Breann Johnson

2025 Fair Admission

For more information visit, tickets.mcleancountyfair.org/tickets

Admission Passes and Prices:

Children ages 5 and under: FREE

5-day admission passes:

Child, ages 6-12 \$12

Adult, ages 13+ \$20

Single day admission ticket:

Child, ages 6-12 \$6

Adult, ages 13+ \$10



- Admission is required to enter the fairgrounds from 7 a.m. until 9 p.m. Wednesday through Saturday. Sunday admission is required from Noon until 7 p.m.
- 5-day admission passes are available to purchase at the McLean County Farm Bureau office starting May 1, 2025. Single day admission tickets can be purchased online or at the gates.
- “Young at Heart” and “Veterans Day” is Thursday, July 24. Seniors (60 and over) and Veterans get in FREE All Day.
- “Merchants Day” is Friday, July 25. Children ages 6–12 get in FREE from Noon to 5 p.m. with a coupon from a participating merchant. Visit www.mcleancountyfair.org for more info on participating businesses.

Grandstand Acts & Carnival Specials

Grandstand Entertainment:

Nightly entertainment is available at the Grandstand for an additional fee. Check the website for up to date schedule of acts and ticket sales.



Carnival Ride Specials for 4-H Members ONLY:

(Offer only good if purchased on Tues., July 22, by 8 p.m. at the Ticket Office)

\$15 for Unlimited Rides, Wed, July 23 – Sun, July 27

(Redeem purchased ticket for armband special, any day at the Ticket Office)

Golden Clover Award

During the Royalty Reception on Wednesday Night Farm Bureau will again recognize individuals for their outstanding Contributions to the McLean County Fair over the past decades.



Congratulations to the 2024 Golden Clover winners!

Golden Clovers: Chris Anderson & Kevin Poppe

Special Clover: Jeannea Shier

Emerald Clover: Jerry Singley

~ Honoring those who have served the Fair ~

McLean County FAIR



Gates are open
 Wednesday - Saturday 7:00 AM
 till 9:00 PM
 And Sunday Noon till 8:00 PM



Illinois Extension

UNIVERSITY OF ILLINOIS URBANA-CHAMPAIGN

University of Illinois Extension

Illinois Extension leads public outreach for University of Illinois by translating research into action plans that allow Illinois families, businesses, and community leaders to solve problems, make informed decisions, and adapt to changes and opportunities around grand challenge areas including:

Community - Support strong and resilient youth, families, and communities

Economy - Grow a prosperous economy

Environment - sustain natural resources in home and public spaces

Food - maintain a safe and accessible food supply

Health - maximize physical and emotional health for all

University of Illinois Extension Serving Livingston, McLean & Woodford Counties

1615 Commerce Parkway

Bloomington, IL 61704

Phone: 309-663-8306

Fax: 309-663-8270

Website: go.illinois.edu/LMW

Office Hours: 8 a.m. – 4:30 p.m.

Find us on Facebook!

University of Illinois Extension Livingston, McLean & Woodford
@UofIExtensionLMW

McLean County 4-H
@McLeanCountyExt4H

COLLEGE OF AGRICULTURAL, CONSUMER & ENVIRONMENTAL SCIENCES

University of Illinois | U.S. Department of Agriculture | Local Extension Councils Cooperating
University of Illinois Extension provides equal opportunities in programs and employment.

If you need a reasonable accommodation to participate in this program, please contact us.
Early requests are strongly encouraged to allow sufficient time for meeting your access needs.

McLean County Extension Service Foundation

Provides private funding to supplement the McLean County Extension program in the following area:

- 4-H youth development
- Family and consumer science
- Agriculture and natural resources
- Community and volunteer development



Through collaborations with organized groups, agribusinesses, Home and Community Education Association, community members, retailers, commodity groups and farm organizations, civic groups, and governmental agencies we are able to extend the influence of Extension programs.

Increasing the reach of Extension so more can learn and more can teach.

Contributions may be made to

McLean County Extension Service Foundation
1615 Commerce Parkway
Bloomington, IL 61704
Phone: 309-663-8306

Donations now accepted online at mcesfoundation.org/donate

Find us on Facebook by searching
[@McLeanCountyExtensionServiceFoundation](https://www.facebook.com/McLeanCountyExtensionServiceFoundation)



Illinois Extension

UNIVERSITY OF ILLINOIS URBANA-CHAMPAIGN

McLean County Extension Service Foundation is a 501 (c) (3) organization and your contribution may be tax deductible. Please retain receipts for your records.