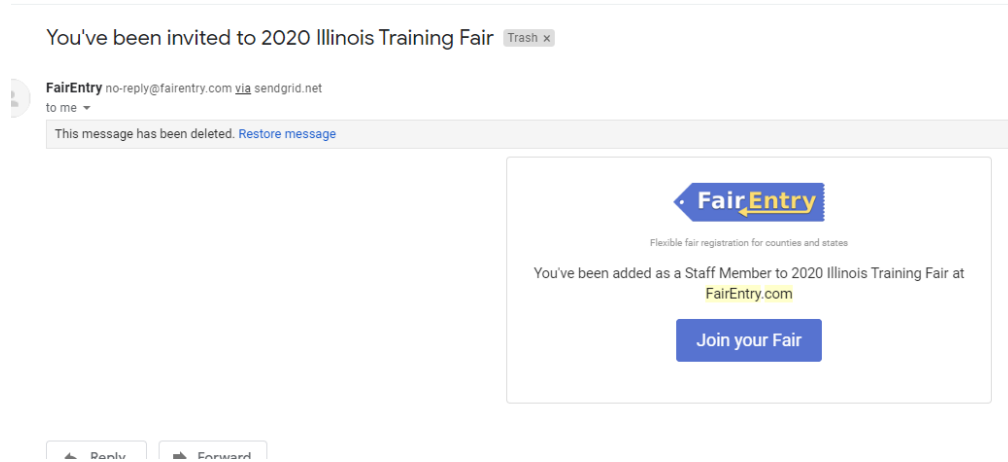


Logging in as a Judge and Viewing Exhibits

You have been set up by your county staff to have access to the Illinois Fair Entry system and judge exhibits online.

You should have received an email from FairEntry inviting you to join the fair. Click on the Join Your Fair link to set your password.

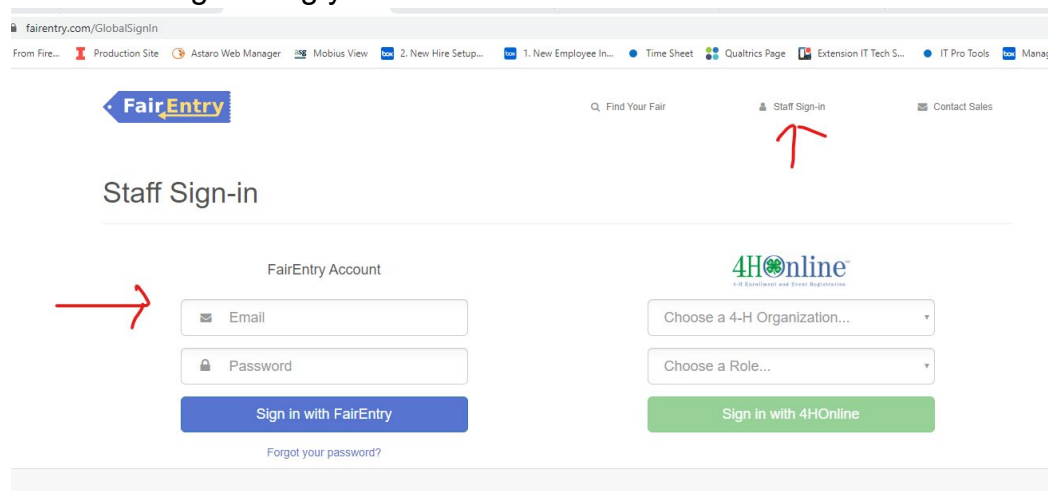


After you have your password set and are ready to Judge exhibits.

Go to faireentry.com

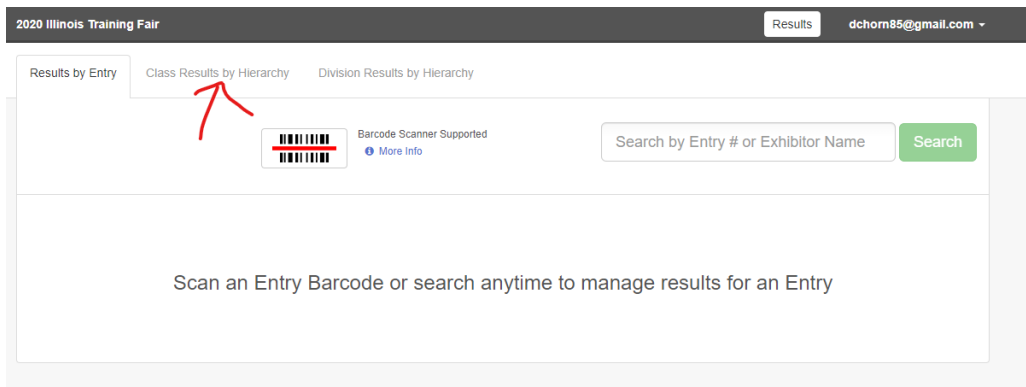
Choose Staff Sign-In in the upper portion of the screen.

Choose to login using your email.

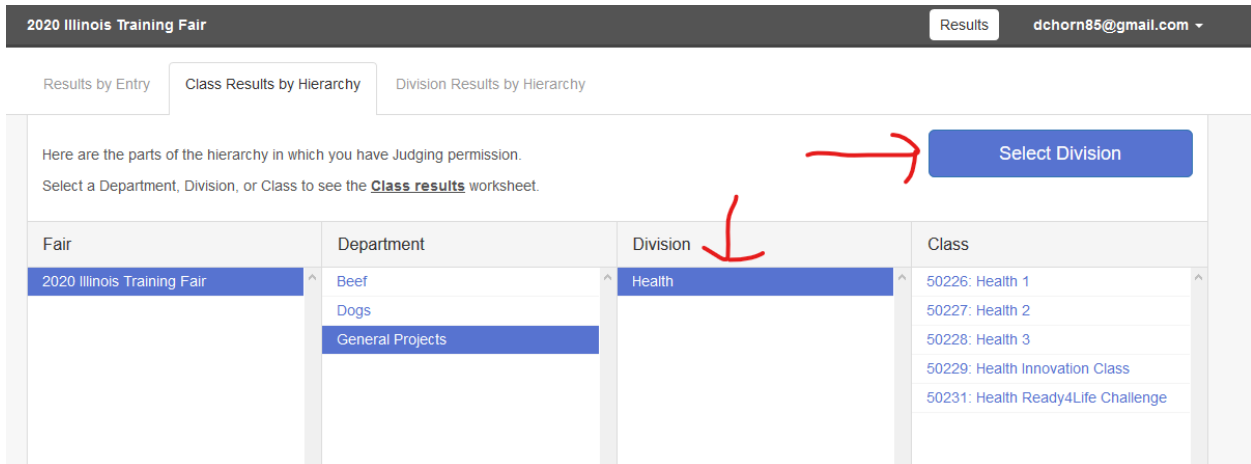


Once you are logged in, you will see a Results screen.

Select Class Results by Hierarchy at the top portion of the screen.



Your profile will have access to only the portion of the fair that you will be judging. Start by clicking on the 2020 XXX County Fair on the left, then as choices become available to the right, click on those to get to the exhibits you will judge. When you have selected the proper division, click Select Division in the upper right.



After you select the desired division, you will see the entries associated with that division.

Results by Entry **Class Results by Hierarchy** Division Results by Hierarchy

Fair	2020 Illinois Training Fair
Department	General Projects
Division	Health

Include only "Will show" entries
Apply Filter(s)

Animals **Photos**

The results on this screen are the **Class Results** for each Entry. The actual Class may vary from Entry to Entry. These results are used in the Points and Premiums calculations to determine Exhibitor payouts.

Browse

Showing 2 of 2 entries Edit All

Exhibitor	Exhibitor #	Entry #	Animal Id(s)	Placing	Ribbon	Awards	
Horn, Child 2	2	21				🏆 0	Edit 📷
Horn, Child 1	3	22				🏆 0	Edit 📷

Click on the camera icon to the right of an entry.

Animals **Photos**

Showing 2 of 2 entries Edit All

Exhibitor	Exhibitor #	Entry #	Animal Id(s)	Placing	Ribbon	Awards	
Horn, Child 2	2	21				🏆 0	Edit 📷
Horn, Child 1	3	22				🏆 0	Edit 📷

This will bring up the entry.

If photos were uploaded, a thumbnail of the photo will show at the top and the first photo will show larger. Click on each photo to view.

2020 Illinois Training Fair Results dchorn85@gmail.com

Photo Judging

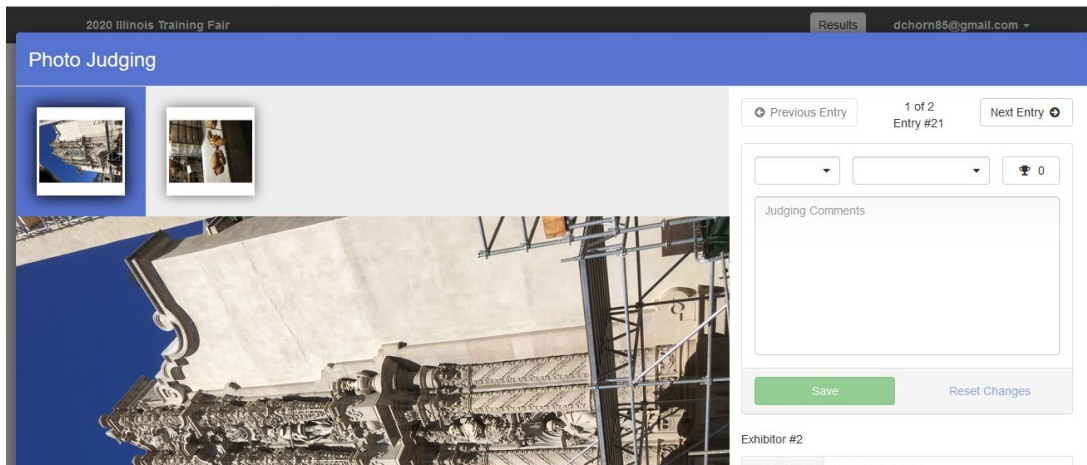
Previous Entry 1 of 2 Entry #21 Next Entry

📷 0

Judging Comments

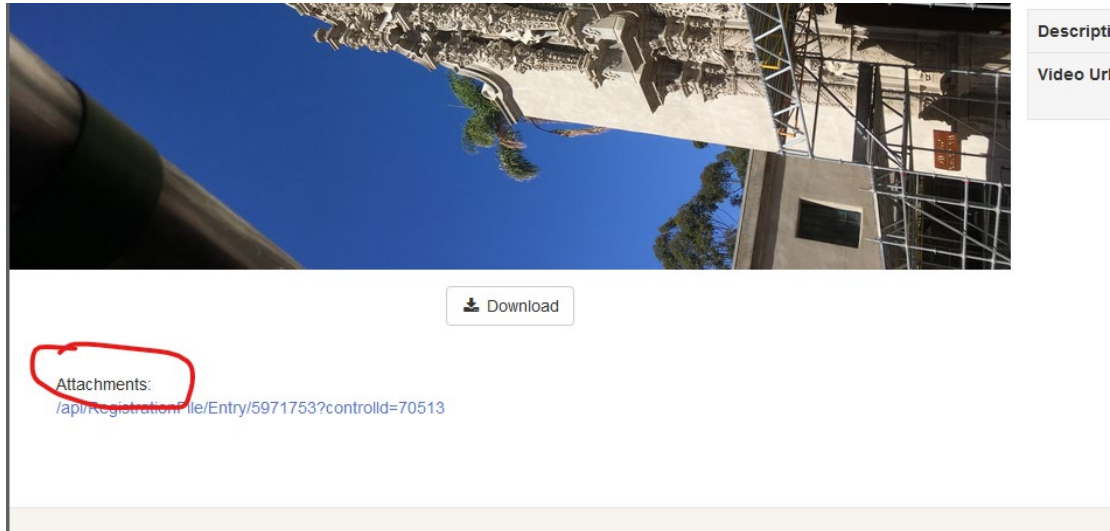
Save Reset Changes

Exhibitor #2



In addition to photos, exhibitors are asked to include a Project Report.

Scroll down the screen to below the enlarged picture. You will see a section titled Attachments. This will show non-photo documents that have been uploaded, such as the Project Report.



In some cases the exhibitor will upload a slide show containing multiple photos rather than individual photos. If so, you will find that in a list of attachments at the top of the entry screen along with a Project Report file.

Photo Judging

This entry has no photos

Attachments:

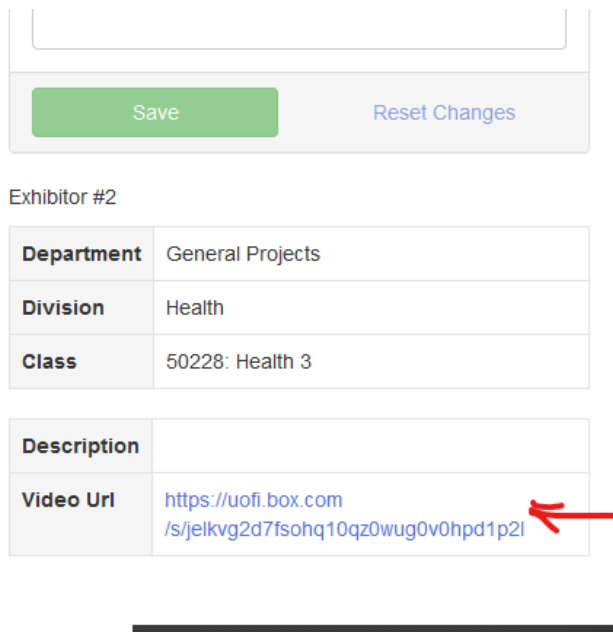
</api/RegistrationFile/Entry/5977197?controlId=70510>

</api/RegistrationFile/Entry/5977197?controlId=70513>



Some entries have videos that need to be viewed rather than photos.

When you bring up the entry, no photos will be showing. On the right side you will see the Exhibitor number below the Save button. Scroll down and you should see the Video URL option with a clickable link. Click on that link and it will bring up the video associated with the entry



Save Reset Changes

Exhibitor #2

Department	General Projects
Division	Health
Class	50228: Health 3

Description	
Video Url	https://uofi.box.com/s/jelkvg2d7fsohq10qz0wug0v0hpd1p2l

On the right side of the screen, you can select the ribbon that should be awarded to this entry. Click on the drop down arrow for the middle selection and choose the ribbon.

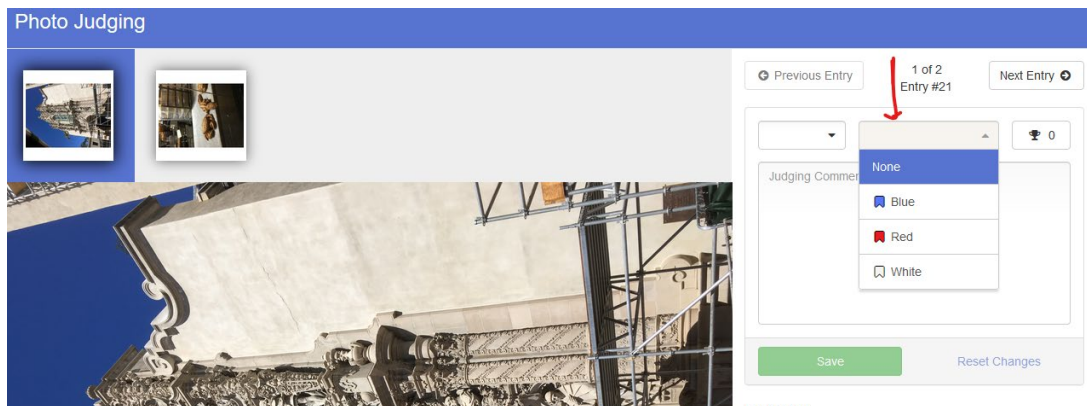


Photo Judging

Previous Entry 1 of 2 Entry #21 Next Entry

None
Blue
Red
White

Judging Comment

Save Reset Changes

After selecting the ribbon, there is a box for you to type comments. These comments will be seen by the exhibitor, but will not be included in any public results viewing. Comments and feedback are important part of judging experience for youth and will be appreciated by the exhibitor – you are encouraged to include some.

Photo Judging

Previous Entry 1 of 2 Entry #21 Next Entry

Blue 0

Excellent job, keep up the good work

Save Reset Changes

Exhibitor #2

Click Save to save your ribbon selection and comments.

When you have completed this entry, you can go to the bottom and click OK. That will return you to the list of entries and you can go to the next entry and repeat the process.

When you are done judging, click on your name in the upper right and choose Sign Out.