

# 4-H Dog Showmanship

—

Week 4

# Review:

Stacking/free stacking

Gaiting

Patterns

7 Dog breed groups

Anatomy

# The Inspection



# One on One With The Judge

This is your time to shine and show the judge how hard you've worked with your dog.

The judge will ask you to show your dogs bite

Go over your dog

Ask any breed, anatomy or dog care questions

Ask you to complete a pattern

Observe your free stacking



# Stacking A Small Dog On A Table

Small dogs are picked up and shown on a table.

<https://youtu.be/lWzzS2t4fro>



# Showing Your Dogs Bite

During your inspection the judge will ask you to show your dogs bite.

<https://www.youtube.com/watch?v=HKQIydJ0EJA&feature=share>

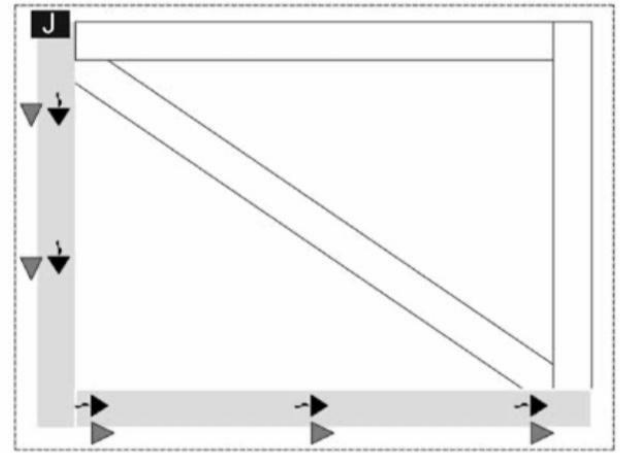


“Show me the bite”

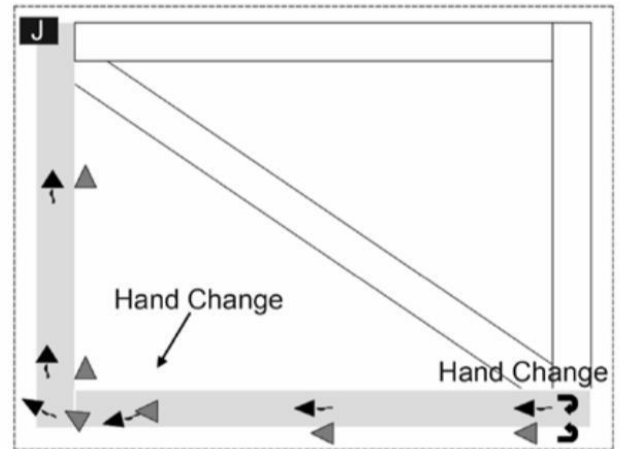
# Patterns



# The “L” pattern



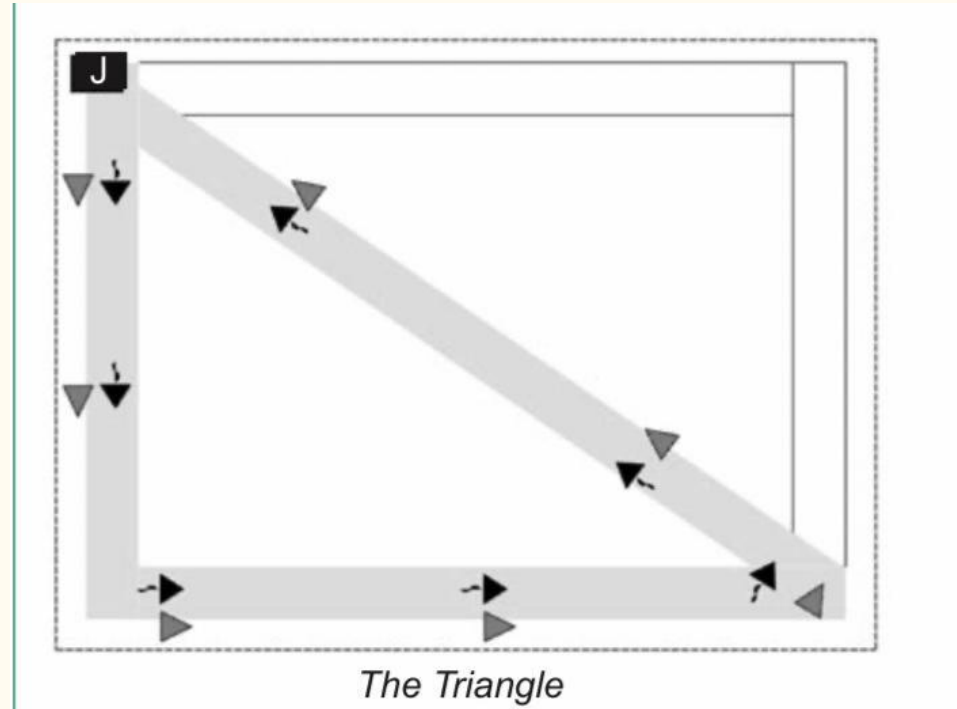
*The L: Going*



*The L: Returning*



# The “Triangle” Pattern



# Homework

- Continue to keep working on stacking and free stacking your dog
- Practice breed groups and anatomy
- Work on patterns and turns
- Get dog use to “showing the bite”
- Practice having a family member “go over” your dog