

4-H Dog Showmanship

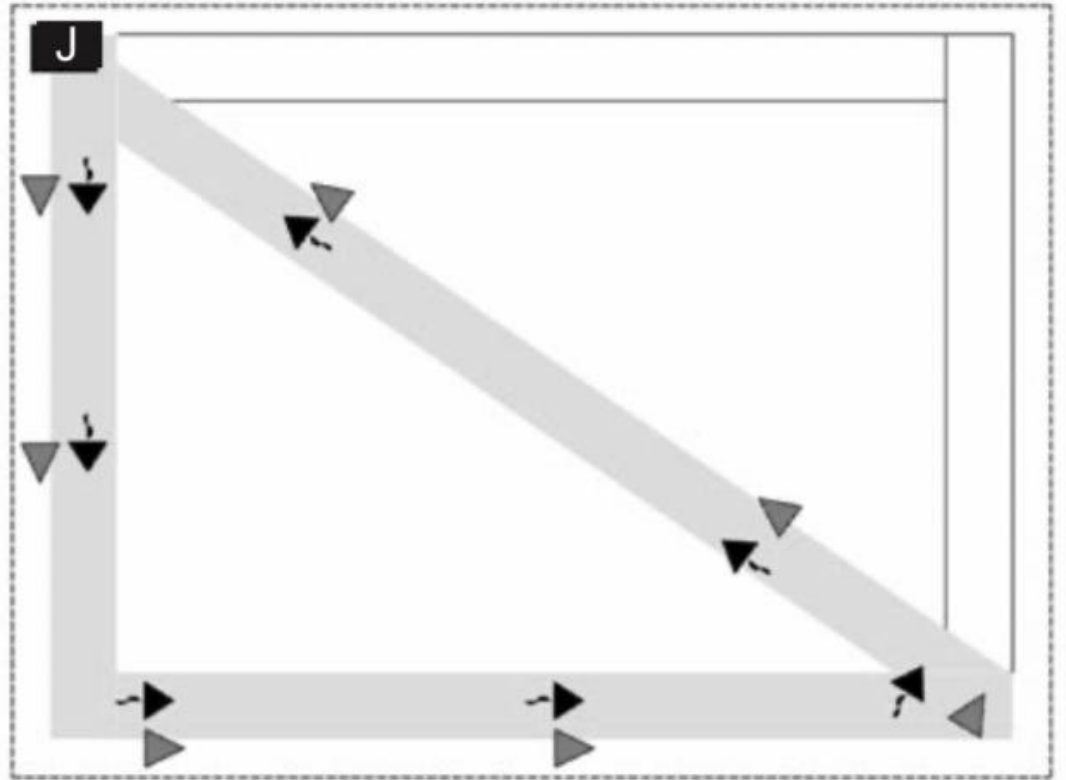
Week 5

Review

- Stacking/free stacking
- Gaiting/ patterns
- 7 Breed groups
- Dog anatomy
- Individual examination
- Showing the bite
- Small dogs shown on the table

Reverse Triangle

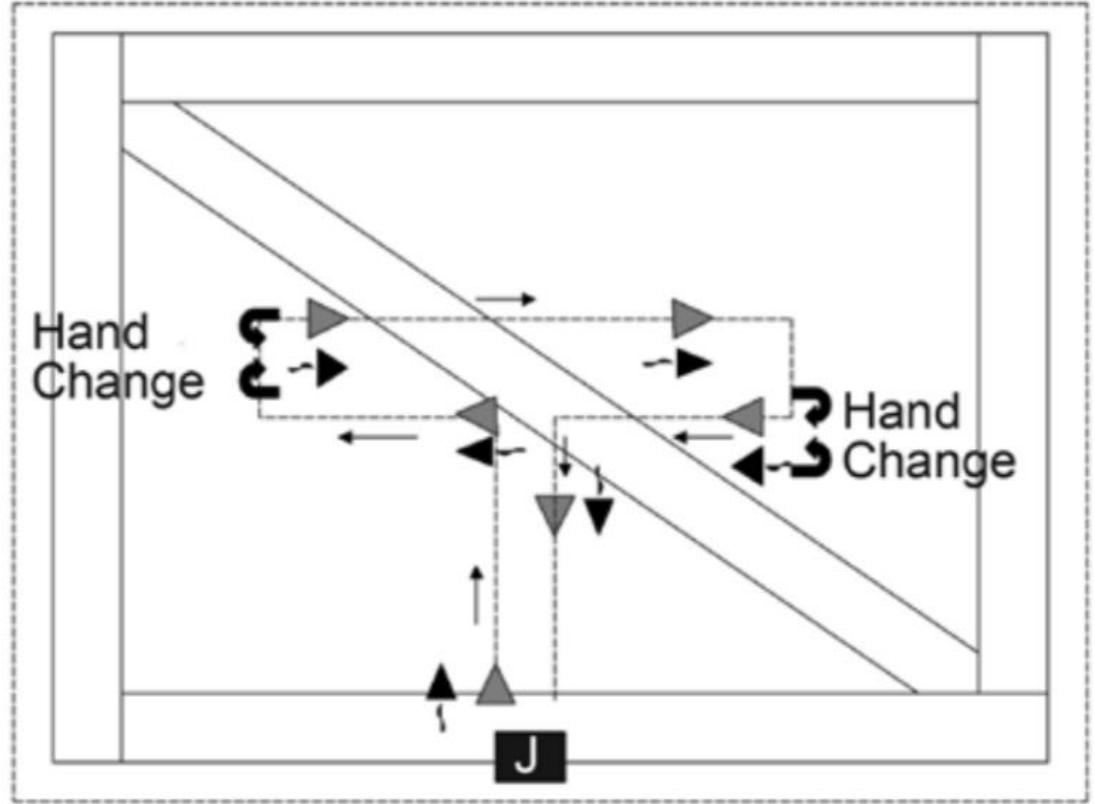
The same as the “Triangle” only in reverse, you go up the diagonal first.



The Triangle

The "T"

Important to try and center yourself and your dog so that both directions are even



The T

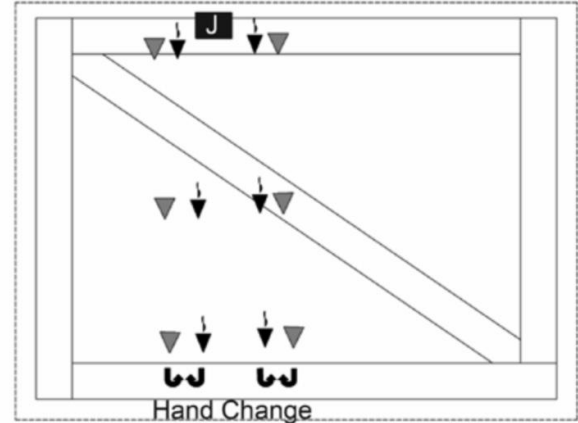
Down and Back with another handler

In the event of a “Runoff” you could be asked to do a down and back with another handler

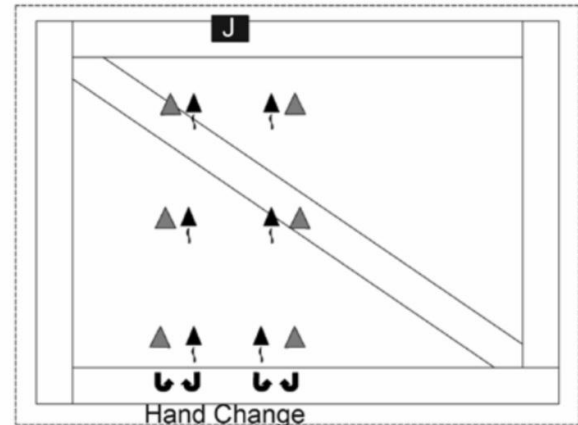
Leave together and come back together

Go at your own speed

Free bait when you get back



Down and Back with Another Handler: Going



Down and Back with Another Handler: Returning

Appearance of Your Dog

Your dog's appearance is just as important as your appearance.

Your dog needs to be clean and groomed.

1. Nails
2. Coat
3. Ears
4. Teeth
5. Paws



Your Appearance

Footwear is important, no sandals or open toed shoes

Girls wear skirts or dress knee length. No low cut tops, keep in mind you'll be bending down & running

Boys dress pants or khakis

Don't want to match your dog



Homework

Keep practicing stacking and free baiting

Patterns and gaiting

Breeds/anatomy

This is a great video that puts everything we've learned together:)

<https://www.youtube.com/watch?v=hogo5dxsN24&feature=youtu.be>