

4-H Show Book Cover Created By:

Allison Burrs  
Milledgeville  
Hotshots



We are counting on you, our 4-H members and families, as well as our staff and volunteers to help make this fair season a safe and successful one!

The following COVID-19 social distancing and safety practices reflect requirements of the Illinois Department of Public Health (IDPH) and University of Illinois event guidelines and will be in place for all indoor and outdoor 4-H events, including fairs and exhibitions:

1. Face coverings are required for all youth, spectators, volunteers, and staff. Face shields and goggles are not currently IDPH approved. If you are not able to wear a mask for medical reasons, we ask that you seek an accommodation for the event by contacting (815) 632-3611 by July 16, 2021.
2. Everyone in attendance will practice social distancing during the event, including maintaining six feet of separation those who are not in their households. To allow for social distancing, building and spectator capacity may be limited based on current public health department guidelines.
3. Handwashing and sanitizing stations will be provided throughout the venue.
4. Anyone who has experienced COVID-19 symptoms within the previous seven days is asked to stay home. COVID-19 symptoms include fever, cough, loss of taste or smell, or shortness of breath.

If any of these guidelines presents a challenge for you, please contact us directly at (815) 632-3611. We are happy to discuss what accommodations are possible so that we can look for ways that all youth and families can safely participate in this event.

**University of Illinois Extension Staff**

Janice McCoy, County Extension Director  
Karla Belzer, Family Life Educator  
Susan O'Connor, Marketing Coordinator  
Molly Sedig, 4-H Program Coordinator

Bruce Black, Horticulture Educator  
Martha Ebbesmeyer, 4-H Youth Dev. Educator  
Jane Shaw, Office Support Assistant

**2020-2021 4-H Clubs & Leaders**

Carroll County Kids

Paul & Lynnette Forth

Chadwick Achievers

Sandy Imel  
Beth Wilkinson

Clever Clovers

Becky Erbsen  
Shelly Morgan

Milledgeville Hotshots

Sadie Wiersema  
Bryan Hollowell

Savanna Smiles

Dawn Rath

Thomson Sandburrs

Teresa Duggan

## **4-H Fair Committee Members**

### **Beef**

Brian & Sharon Witt  
Greg & Annette Gruhn  
Mary Lauver

### **Poultry**

Tyke Hackbarth

### **Dairy**

Carl Erbsen

### **Rabbits**

Jenny Sharron  
Jerry Jacobs

### **General Projects**

Jody Grantinetti (Cookie & Cake  
Decorating)  
Julie Skiles  
Karen Hoffman (Visual Arts)  
Sharon Witt (Foods)

### **Sheep & Goats**

Terry Bocker

### **Horse and Pony**

Christy Charles  
Darci Francque  
Jessica Hollewell  
Mary Lauver  
Sadie Wiersema  
Steve & Bryan Hollewell

### **Swine**

Jared Ruter

If you are interested in joining a committee or starting a committee in another project area such as cats or clothing, please contact Molly Sedig at 815-244-9444 or [msedig@illinois.edu](mailto:msedig@illinois.edu).

## 2021 4-H Schedule

*Schedule is tentative and subject to change.*

	<b><u>Friday, June 25</u></b>
2:00 P.M.	Dog Judging – Granny Rose Center, Dixon
	<b><u>Saturday, June 26</u></b>
9:00 A.M.	Dog Judging – Granny Rose Center, Dixon
	<b><u>Thursday, July 8</u></b>
8:00 A.M.	Horse & Pony Check-in – Whiteside County Fairgrounds
8:30 A.M.	Horse & Pony Judging (Rain Date Sun. July 11, 9:00 A.M.)
	<b><u>Saturday, July 31</u></b>
8:00-8:30 A.M.	Cloverbud Projects Check-In – 4-H Building
8:30 A.M.	Cloverbud Judging
8:30-8:45 A.M.	General Projects Check-In – 4-H Building
9:00 A.M.	General Projects Judging
10:00 A.M.-12:00 P.M.	State Fair Information Table Open
10:45 A.M.	Cats must be on grounds
11:00 A.M.	Cat Judging – Pavilion across from 4-H Building
	<b><u>Sunday, August 1</u></b>
3:00 P.M.	Poultry must be on grounds
3:30 P.M.	Poultry Judging – Poultry Barn
5:00-7:00 P.M.	Sandwich supper – sponsored by Carroll County Livestock Feeders Association
5:00 P.M.	All beef must be on grounds, except Bucket Calf
5:00-6:00 P.M.	Beef Feeding Weigh-In
6:00 P.M.	All swine must be on grounds
6:00-7:00 P.M.	Swine weigh-in and check health papers
	<b><u>Monday, August 2</u></b>
7:30 A.M.	Beef Bucket Calves must be on grounds
7:45 A.M.	Beef Bucket Calf Records Due to Committee
8:00 A.M.	Beef Breeding Judging Followed by Beef Bucket Calf Project Followed by Beef Feeding

	Followed by Rate of Gain Class Followed by Carcass Class Awards Master Showmanship Contest – Part 1
10:45-11:00 A.M.	Rabbit Check-In
11:00 A.M.	Rabbit Judging – <b>Rabbit Barn</b>
12:00 P.M.	Goats must be on grounds
12:30 P.M.	Goats Judging – <b>Sheep Barn</b> Open Showmanship – for any 4-H member 8-18 yrs old
1:00 P.M.	Sheep must be on the grounds; weigh-in
1:30 P.M.	Sheep Judging – <b>Sheep Barn</b> (follows goat show) Master Showmanship Contest – Part 2 Sheep Judging Class for Master Showmanship Contest
2:00-3:00 P.M.	Committee Meeting; post weights Outstanding Swine Exhibitor Class
3:30 P.M.	Swine Judging – <b>Swine Barn</b> Open Showmanship – for any 4-H member 8-18 yrs old Master Showmanship Contest – Part 3
5:30-7:00 P.M.	Sandwich supper for swine families and auction bidders
7:00 P.M.	Livestock & Small Animal Auction – <b>Swine Show Ring</b>
	<b><u>Thursday, August 5</u></b>
8:30 A.M.	Dairy must be on grounds
9:00 A.M.	Dairy Judging
	<b><u>Saturday, August 7</u></b>
3:00 P.M.	All exhibits are released; pick up exhibits at the 4-H Building <b>Everyone please help with clean-up</b>
	<b><u>Friday, August 13</u></b>
	Carroll County's Day at State Fair – <b>Springfield, IL</b>

## **Table of Contents**

<b>General 4-H Rules and Information.....</b>	<b>1-4</b>
General 4-H Rules.....	1
Grievance Procedures.....	2
State Fair 4-H Exhibit Division General Rules.....	3
<b>General Projects.....</b>	<b>13-57</b>
Aerospace.....	5
Animal Science.....	6
Bicycle.....	6
Child Development.....	6
Civic Engagement.....	7
Clothing and Textiles.....	8
Cloverbuds.....	12
College & Career Readiness.....	12
Communications & Public Presentations.....	12
Computer Science.....	14
Consumer Education.....	16
Crops.....	17
Drones.....	17
Electricity.....	18
Entomology General.....	18
Entomology Beekeeping.....	19
Esports.....	20
Exploratory.....	21
Family Heritage.....	21
Foods and Nutrition.....	21
Forestry.....	24
Geology.....	25
Health.....	26
Horticulture: Floriculture.....	27
Horticulture: Vegetable Gardening.....	28
Intercultural.....	30
Interior Design.....	30
Leadership.....	31
Maker.....	33
Natural Resources.....	33
Photography.....	35
Plants & Soils.....	36
Robotics.....	37
Small Engines.....	38
Small Pets.....	39
Technologies.....	39
Theatre Arts.....	41
Tractor.....	41
Veterinary Science.....	42
Video/Filmmaking.....	43
Visual Arts.....	44
Weather.....	48
Welding.....	48
Woodworking.....	49
<b>Livestock.....</b>	<b>50-86</b>
Health Requirement Information.....	50
Project Enrollment Deadlines.....	56
General Rules for Livestock.....	56
State Fair Livestock Exhibit Notes.....	57
Possession of Animals.....	58
Beef Rate of Gain Class.....	59
Beef Breeding Class.....	59
Beef Carcass Class.....	60
Market Beef Department.....	61
Bucket Calf Project.....	61
Cat Care Division.....	62
Dairy Department.....	63
Dog Division.....	64
Goat Department.....	67
Horse & Pony Department.....	69
Poultry Department.....	71
Rabbit Department.....	73
Sheep Department.....	74
Swine Division.....	76
<b>Events and Miscellaneous.....</b>	<b>78</b>
Master Showmanship Class.....	78
Livestock Auction.....	79
Sunday Hamburger Supper.....	80

# General 4-H Rules

Please read and understand all rules and regulations before coming to the 4-H show.

## **Membership:**

1. Youth who are five years of age and have not yet reached their nineteenth birthday on or before September 1 of the current 4-H year may enroll in 4-H clubs.
2. Members must be in good standing to exhibit at the fair. Members should attend one half of club meetings.
3. Exhibitors must be **re-enrolled** in 4-H *and* the project areas by May 1.  
New members may enroll in 4-H clubs, 4-H/Extension programs, or as an independent member at any time during the 4-H year. 4-H enrollment is found online at: [v2.4honline.com](http://v2.4honline.com)

## **Fair Entries:**

4. All exhibits must be products of the current 4-H year.
5. All animals must be owned by the exhibitor prior to the ownership deadline. See department requirements for specific ownership dates.
6. Leases are allowed for horses, dogs, and dairy. All ownership and lease dates must be adhered to despite project enrollment deadlines.
7. Fair entries must be made on-line at [fairentree.com](http://fairentree.com) by the following dates:  
*Carroll County entries - July 1:* <http://carroll4-hfair.fairentree.com>  
*\*This is in addition to enrolling in 4-H at [il.4honline.com](http://il.4honline.com).*  
It is the responsibility of the 4-H member to have exhibits entered on time. 4-H leaders are not responsible for entries. Please contact the Extension office with questions or assistance regarding fair entries.

## **Judging:**

8. Exhibits in each class will be rated and will receive ribbons indicating their ratings: blue, red or white. Cloverbuds will receive a participation ribbon. Champion and State Fair ribbons may be awarded in classes at the discretion of the judge.
9. Only items listed for exhibiting will be judged. Exhibitors should refer to each exhibit department for rules and policies relating to that exhibit.
10. Conference judging will be used in all project areas. 4-Hers will show their projects to the judge in each area. Parents cannot participate in the judging process. However, parents of Cloverbuds or first year 4-H members may accompany their child to the judging area. Parents will not be allowed to congregate inside the 4-H Show buildings during the general projects show.
11. If the exhibitor requires a reasonable accommodation to participate, please contact the Extension office or an Extension staff member **two weeks** prior to judging.
12. Score sheets for general project areas are available from the office by request or at [4h.extension.il.edu](http://4h.extension.il.edu).
13. If a member cannot be present for General Projects conference judging, please attach a written essay answering the following questions: steps for completion of the project; time required to complete the exhibit; challenges in creating the exhibit; what did the 4-Her learn; what would the 4-Her do differently next time.
14. The decision of the judge is final. Please remember many judges volunteer their time and expertise and should be treated with respect.

## **Fair/Show Admission**

15. Admission passes:  
*Carroll:* 4-Hers exhibiting on Thursday, will receive an admission pass to the fairgrounds from the Extension office.
16. Parents and others attending the 4-H Fair will be required to purchase an admission ticket to enter the fairgrounds.  
*Carroll:* Gate admission will be charged starting on Tuesday of the fair.

## **Animal Exhibits**



17. Animal health requirements are listed on pages 50-58.
18. Exhibitors are responsible for their own animals. 4-H exhibitors showing animals will be familiar with and practice proper care and showing of the animal species.
19. 4-Hers must exhibit projects in the correct class at the proper time. 4-H members are responsible for knowing show order and being in the class at the proper time.
20. Due to conflicts with livestock judging times, another registered 4-H member from the same county may show a member's animal project.

#### **Premiums**

21. Exhibitors will receive premiums for *one entry per class*.
22. *County* projects will not be paid a premium.

#### **Tax Implications for Prizes, Gifts or Awards**

Program participants (including minors) will be required to provide their social security number or foreign national tax ID number prior to receiving a premium, prize, gift or award to ensure proper IRS reporting as required by law. This sensitive information is kept confidential and handled through security protected software. Participants will not be eligible for a premium, prize, gift or award if social security or foreign national tax ID information is not provided.

#### **4-H Premium Information**

The Department of Agriculture shall use its best efforts to secure sufficient appropriations to fund premiums. **In any year for which the General Assembly of the State of Illinois fails to make an appropriation sufficient to pay such premiums, premium amounts may not be accurately reflected in this Premium Book.**

4-H premiums will be paid using the X-factor. The X-factor system ensures that all monies available for premiums are distributed to those 4-H members who exhibited their projects. *X factors are unit value figures and not dollars and cents.* Premiums may not be awarded in every project area. At the conclusion of the 4-H Fair, the computer tallies a total number of X's awarded. The total of X's is divided into the amount of premium money available from the State Agriculture Premium Fund. Premiums will be distributed at the following levels:

Level 1 – Livestock exhibit classes including dogs and cats: Blue = 7X Red=5 X White 3X Level 2 – All non-livestock classes including Animal Science: Blue = 5X Red=3X White 1X

#### **Grievance Procedures**

**Concerns and questions should be addressed to the Extension staff. Direct concerns to the Unit County Director, Unit Educator or County Program Coordinator.**

Each 4-H'er and/or concerned individual(s) participating in the 4-H Fair Shows has the right to bring a complaint(s) to the attention of the respective 4-H Department Superintendents with the assurance that they will receive a review and be accorded fair and equitable treatment.

1. The individual(s) may use the grievance procedure to address complaints which relate to the terms and conditions stated in the 4-H Fair Show Book. The respective Department Superintendents have an obligation to make every effort to resolve the problem.
2. Any exhibitor or interested individual(s) lodging a protest must file the grievance in writing and be signed by three parties. The written protests will be submitted to University of Illinois Extension staff and Department Superintendents.
3. The Department Superintendents will initiate discussion, considerations and recommendations with University of Illinois Extension staff and will report back to the protestors with their decision and/or recommendations. The decision will be final.
4. A copy of the grievance and summary of the resolution will be filed with the Carroll County University of Illinois Extension Office.

5. All protests in the livestock division must be made before the judge makes the placings.
6. All protests in the non-livestock division must be lodged within (6) hours after showing.

## **State Fair 4-H Exhibit Division General Rules**

***All general project entries are submitted through the University of Illinois Extension Office.***

Carroll County exhibit day at the State Fair is **Friday August 14, 2021.**

Exhibiting in the 4-H Exhibit Division at the Illinois State Fair is a privilege. It is the responsibility of the exhibitor to follow the General Rules of this division and the exhibit requirements for the specific class entered. The Illinois State Fair, State 4-H Office, and local University of Illinois Extension personnel or their assigned agents do not assume liability for loss, theft, or damage to any exhibit.

### **General Rules**

#### **EXHIBITORS:**

1. Exhibitors must have been pre-selected by their county 4-H Extension program as a state fair exhibitor.
2. Exhibitors must be currently enrolled as a 4-H member and have been at least 8 years old as of September 1, 2020. Parents and leaders should make provisions for the adequate care and supervision of exhibitors.
3. Exhibitors must be enrolled in the project or have participated in the activity in which they are exhibiting during the current year. Due to the nature of the conference judging process, exhibitors must be present with the exhibit on their assigned county exhibition day. Scheduling adjustments for religious reasons may be requested by contacting the Illinois State 4-H Office@ [illinois4H@illinois.edu](mailto:illinois4H@illinois.edu) by August 1, 2021.
4. Exhibitors must be present for judging. No Skype or Face Time sessions will be allowed. If a 4-H member needs a reasonable accommodation to participate in the General Project Show, please contact the Illinois State 4-H Office @ [illinois4H@illinois.edu](mailto:illinois4H@illinois.edu) by August 1, 2021.
5. A 4-H member may enter only one individual exhibit and one group exhibit in the 4-H General Project Show. This also applies to exhibitors who are enrolled in projects in two different counties. If they are identified as a state fair delegate in two counties, they will have to choose one individual and/or group project to exhibit.
6. NEW: The 2021 State 4-H Public Speaking Contest will be held during the State Fair. 4-H members selected in their county contest may present one public speaking entry in addition to their individual and group exhibits in the general project show. The member will speak on the same day their county is attending the state fair general project show.

#### **ENTRY PROCEDURE:**

7. Local Extension offices will make all entries for their 4-H members via 4-H Online by August 1, 2021. Counties needing permission for late entries after August 1 (due to late local shows) should contact the Illinois State 4-H Office @ [illinois4H@illinois.edu](mailto:illinois4H@illinois.edu) by July 1, 2021.
8. Each county may make the number of entries allowed in each area as stated. Counties with more than 500 members are allowed 12 additional exhibits/exhibitors for state fair. These additional exhibits may be entered in any class/classes of the county's choosing. Current enrollment figures should be used to determine entry numbers. Multi-county Extension units have the option of combining enrollments from all counties within the unit to determine a total number of entries, using the quota systems. This procedure, if used, must be used for ALL State Fair class entries from that multi-county unit.

#### **GENERAL EXHIBIT GUIDELINES:**

9. All exhibits must be products of the current 4-H year (September 1, 2020 - August 13, 2021). The same product that is selected at the county level must be the one exhibited at the State Fair (except for Food & Nutrition (must be the same recipe), Crops, Floriculture, and Vegetable Gardening exhibits (must be the same specie/type (i.e. slicing tomatoes, snap beans, onions, etc.)). Modifications can be made to the original county exhibit to meet State Fair class requirements or to incorporate suggested improvements made by the local judge. Determination of exhibit eligibility rests solely with the University of Illinois Extension Assistant Dean and Director, 4-H and designated persons.
10. Exhibits illustrating inappropriate subject matter and/or graphics are not acceptable. The Superintendents reserve the right to remove exhibits deemed inappropriate or dangerous for youth audiences. The content of any

4-H competitive presentation does not necessarily reflect the beliefs or views of the Illinois State Fair or the University of Illinois Extension 4-H program.

11. Some exhibit areas may have size limitations. Read the descriptions carefully. Please choose a display size which is most appropriate for the exhibit you are bringing. Larger does not always mean better; use good judgment in creating your exhibit. Exhibitors will need to carry their project from the distant parking lots on the fairgrounds.
12. **INNOVATION CLASSES** are open to all 4-H members in the project areas listed. Members choosing to exhibit in the Innovation class may be enrolled in any level of the Project they are studying. Members choosing to exhibit in the Innovation class decide the best way to show off their project mastery and knowledge for the year in that project category. Some suggestions are provided for each category, but members may choose any method they want for demonstrating project learning as long as it does not fit in any other class in that category. Only selected projects categories have an Innovation option.
13. **READY4LIFE CLASSES (Career & Entrepreneurship Exploration)** are open to any 4-H member who was at least 11 by September 1, 2020. Members choosing to exhibit in the Ready 4 Life class may be enrolled in any level of the project they are studying. Exhibits should show the connection between the project area and related career or business opportunities. Members may choose any method they want for demonstrating project learning.  
**Counties are eligible to send one Ready 4 Life exhibit for each project category in addition to the total allowed for that division.**

#### **EXHIBIT JUDGING PROCEDURE & SCHEDULE:**

14. The County Extension office will provide official exhibit tags for all exhibitors prior to the state fair. This entry tag should be completely filled out and securely attached to the exhibit. County exhibit tags and ribbons should be removed.
15. All exhibitors from a county will exhibit the same day (Carroll County, Friday August 14th). A 4-H member may also show in the junior livestock show, but they must be present at the required time for their general project judging. If possible, attempts will be made to accommodate livestock exhibitors within the judging time span, but no premium will be awarded if the exhibitor misses their judging time.
16. The General Project Exhibit will be held in the Orr Building of the state fairgrounds. Members must drop off their projects any time from 8 to 9:30 a.m. All projects should be in place by 9:30. Judging is scheduled throughout the day. The judging schedule will be posted in each area. Members should check the judging schedule and return to the judging area about 10 minutes before their scheduled judging time. Projects must remain on display throughout the day until 4 p.m. All projects must be removed no later than 5 daily. If you cannot remain until 4, you may make arrangements with another person from your county to pick up your project on your behalf, as long as you provide them your claim ticket.

#### **RECOGNITION:**

17. All exhibitors will receive a ribbon for participating. Additional awards may be given at the judges' discretion and will be listed on the 4-H State Fair website. Judges take into account the display and information provided during the interview in determining awards. Exhibitors who do not follow the exhibit class guidelines and requirements are ineligible to receive advanced awards. The judge's decision that is posted on the official judge's class list is final unless it has been determined that an exhibitor has not followed the guidelines or rules for that exhibit class.
18. Premium checks may be awarded to exhibitors. The amount of the individual premium is determined by total number of awards given. Exhibits must remain on display until the posted release time *or* whenever judging is completed, whichever is later, to be considered for a premium. Premiums offered by Fair in the 4-H division total \$15,000. *NOTE: The Department of Agriculture shall use its best efforts to secure sufficient appropriations to fund premiums. In any year for which the General Assembly of the State of Illinois fails to make an appropriation sufficient to pay such premiums, premium amounts may not be accurately reflected in this document.*

# AEROSPACE

Each county may send 2 entries total from 50130, 50131; and 1 entry from 50133.

## **Aerospace 2 Model Rocketry (SF 50130)**

Exhibit one model rocket assembled or made by the member. The exhibit will be a static display. The model rocket should be in good flying condition. DO NOT include the rocket engine with your exhibit. The rocket will not be launched. Attach the printed directions for construction of the rocket if any were used.

## **Aerospace 2 Aerospace Display (SF 50131)**

Prepare a display related to the aerospace project that does not fit in the model rocketry class. The exhibit may include, but isn't limited to, original works, objects, demonstrations, digital presentations, programs, websites, games, apps, performances, or posters that you have made. Choose whatever method best shows what you've learned. You must furnish any equipment you need for your exhibit. Internet service will not be provided for the exhibit. All exhibits must include something visual, such as a printed copy of a digital presentation, which will remain on display during the exhibition. Electronic equipment will only be used during your personal judging time and will not remain on display during the entire exhibit period.

## **Aerospace 3 Model Rocketry (SF 50130)**

Exhibit one model rocket assembled or made by the member. The exhibit will be a static display. The model rocket should be in good flying condition. DO NOT include the rocket engine with your exhibit. The rocket will not be launched. Attach the printed directions for construction of the rocket if any were used.

## **Aerospace 3 Aerospace Display (SF 50131)**

Prepare a display related to the aerospace project that does not fit in the model rocketry class. The exhibit may include, but isn't limited to, original works, objects, demonstrations, digital presentations, programs, websites, games, apps, performances, or posters that you have made. Choose whatever method best shows what you've learned. You must furnish any equipment you need for your exhibit. Internet service will not be provided for the exhibit. All exhibits must include something visual, such as a printed copy of a digital presentation, which will remain on display during the exhibition. Electronic equipment will only be used during your personal judging time and will not remain on display during the entire exhibit period.

## **Aerospace 4 Model Rocketry (SF 50130)**

Exhibit one model rocket assembled or made by the member. The exhibit will be a static display. The model rocket should be in good flying condition. DO NOT include the rocket engine with your exhibit. The rocket will not be launched. Attach the printed directions for construction of the rocket if any were used.

## **Aerospace 4 Aerospace Display (SF 50131)**

Prepare a display related to the aerospace project that does not fit in the model rocketry class. The exhibit may include, but isn't limited to, original works, objects, demonstrations, digital presentations, programs, websites, games, apps, performances, or posters that you have made. Choose whatever method best shows what you've learned. You must furnish any equipment you need for your exhibit. Internet service will not be provided for the exhibit. All exhibits must include something visual, such as a printed copy of a digital presentation, which will remain on display during the exhibition. Electronic equipment will only be used during your personal judging time and will not remain on display during the entire exhibit period.

## **Aerospace Ready4Life Challenge (SF 50133)**

### **Open to 11- to 18-year-olds enrolled in any Aerospace project.**

Exhibits in this category must include the following: a) a physical representation of the career or business product such as a model, prototype or display/portfolio that includes images of accomplished work; b) verbal or written explanations that demonstrate knowledge of the related career or business fields, potential careers, and the appropriate requirements for achievement in those fields. The judging criteria for this class values thoroughness of career and/or business exploration and pursuit above the workmanship of the physical specimen on display.

## **ANIMAL SCIENCE PROJECTS DIVISION**

Each county may send 2 entries from 50135 and 1 entry from 50137.

### **Animal Science – All animals (SF 50135)**

These projects will be shown, displayed, and judged at general projects judging, not at individual animal shows. Demonstrate the skills and knowledge you have gained through the animal project you studied. The exhibit may include, but isn't limited to, original works, objects, demonstrations, digital presentations, programs, websites, games, apps, performances, or posters which you have made. Choose whatever method best shows what you've learned. You must furnish any equipment you need for your exhibit. Internet service will not be provided for the exhibit. All exhibits must include something visual, such as a printed copy of a digital presentation, which will remain on display during the exhibition. Electronic equipment will only be used during your personal judging time and will not remain on display during the entire exhibit period. Live animals are not permitted as exhibits in this area. For safety reasons, exhibits cannot include glass, syringes with needles or any other sharp objects.

### **Animal Science Ready4Life Challenge – All animals (SF 50137)**

Exhibits in this category must include the following: a) a physical representation of the career or business product such as a model, prototype or display/portfolio that includes images of accomplished work; b) verbal or written explanations that demonstrate knowledge of the related career or business fields, potential careers, and the appropriate requirements for achievement in those fields. The judging criteria for this class values thoroughness of career and/or business exploration and pursuit above the workmanship of the physical specimen on display.

## **BICYCLE** (not eligible for state fair)

### **Bicycle 1**

Exhibitors will draw three situations from a bag that relate to activities from Level 1 and discuss/explain all three with the judge. Situations may include: selecting bicycle safety equipment; demonstrate how to fit a helmet; identify bike parts and their function; selecting the right size bike; how to check bicycle tires, brakes and chains; recognizing traffic signs and their meaning; general discussion of bicycling hazards; and items to consider when planning a bike trip.

### **Bicycle 2**

Exhibitors will draw three situations from a bag that relate to activities from Level 2 and discuss/explain all three with the judge. Situations may include: factors to consider when choosing a bike; comparing tire pressure, valve type and tread; steps in fixing a flat tire; steps to follow when cleaning, lubricating and replacing a bike chain; evaluating the braking system on a bicycle; factors to consider when mapping out a bike route; rules for smart bike riding; and planning a menu for an all-day bike ride.

### **Bicycle Ready4Life Challenge** (not eligible for state fair)

#### **Open to 11- to 18-year-olds enrolled in any Bicycle project.**

Exhibits in this category must include the following: a) a physical representation of the career or business product such as a model, prototype or display/portfolio that includes images of accomplished work; b) verbal or written explanations that demonstrate knowledge of the related career or business fields, potential careers, and the appropriate requirements for achievement in those fields. The judging criteria for this class values thoroughness of career and/or business exploration and pursuit above the workmanship of the physical specimen on display.

## **CHILD DEVELOPMENT**

Each county may submit 3 entries from 50141.

### **Child Development** (SF 50141)

Prepare a display that demonstrates the skills and knowledge you have gained studying child development. Topics might include, but are not limited to, selecting age appropriate toys and activities, explaining child behavior, or

recognizing child safety concerns. The exhibit may include, but isn't limited to, original works, objects, demonstrations, digital presentations, programs, websites, games, apps, performances, or posters which you have made. Choose whatever method best shows what you've learned. You must furnish any equipment you need for your exhibit. Internet service will not be provided for the exhibit. All exhibits must include something visual, such as a printed copy of a digital presentation, which will remain on display during the exhibition. Electronic equipment will only be used during your personal judging time and will not remain on display during the entire exhibit period. For safety reasons, exhibits cannot include glass, syringes with needles or any other sharp objects.

#### **Child Development Ready4Life Challenge (SF 50142)**

##### **Open to 11- to 18-year-olds enrolled in the Child Development project**

Exhibits in this category must include the following: a) a physical representation of the career or business product such as a model, prototype or display/portfolio that includes images of accomplished work; b) verbal or written explanations that demonstrate knowledge of the related career or business fields, potential careers, and the appropriate requirements for achievement in those fields. The judging criteria for this class values thoroughness of career and/or business exploration and pursuit above the workmanship of the physical specimen on display.

## **CIVIC ENGAGEMENT**

Each county may submit 2 entries total from classes 50145, 50146, 50147; and 1 entry from 50149. **Due to space restrictions, exhibits are limited to 2' 6" wide and 15" deep.**

#### **Civic Engagement 1 (SF 50145)**

Exhibit a display illustrating one of the following options: 1) personal information about yourself – who you are, things you like to do, things you are good at, your favorites; 2) your feelings and how you handle these feelings; 3) your family, their responsibilities, how you work together; **OR** 4) the Family Pedigree that may include family group pages.

**Due to space restrictions, exhibits are limited to 2' 6" wide and 15" deep.**

#### **Civic Engagement 2 (SF 50146)**

Exhibit a display illustrating one of the following options: 1) your neighborhood; 2) how you were a good neighbor or led a service project for your community; **OR** 3) a Citizenship Challenge that you helped organize and lead (see the project book for details). **Due to space restrictions, exhibits are limited to 2' 6" wide and 15" deep.**

#### **Civic Engagement 3 (SF 50147)**

Exhibit a display illustrating one of the activities that you completed within your project as it relates to one of the following categories in the manual: 1) Government; 2) Business and Industry; 3) Transportation, Communication & Utilities; 4) Culture & Heritage; 5) Natural Resources & Environment; 6) Education; 7) Organizations within your community; 8) Tourism; **OR** 9) Support Systems within your community. **Due to space restrictions, exhibits are limited to 2' 6" wide and 15" deep.**

#### **Civic Engagement Ready4Life Challenge (SF 50149)**

##### **Open to 11- to 18-year-olds enrolled in any Citizenship project.**

Exhibits in this category must include the following: a) a physical representation of the career or business product such as a model, prototype or display/portfolio that includes images of accomplished work; b) verbal or written explanations that demonstrate knowledge of the related career or business fields, potential careers, and the appropriate requirements for achievement in those fields. The judging criteria for this class values thoroughness of career and/or business exploration and pursuit above the workmanship of the physical specimen on display.

#### **Service Learning 1 (not eligible for state fair)**

Exhibit a binder portfolio to reflect what the exhibitor accomplished in the four steps of service learning. If exhibitor has been enrolled in project for multiple years, the binder portfolio should include previous years' work. Use of page protectors is recommended.

#### **Service Learning 2 (not eligible for state fair)**

Exhibit a binder portfolio to reflect what the exhibitor accomplished in the four steps of service learning. If the exhibitor has been enrolled in the project for multiple years (including Service Learning 1), the binder portfolio should include the previous years' work. Use of page protectors is recommended.

### **Service Learning 3** (not eligible for state fair)

Exhibit a binder portfolio to reflect what the exhibitor accomplished in the four steps of service learning. If the exhibitor has been enrolled in the project for multiple years (including Service Learning 1 & 2), the binder portfolio should include the previous years' work. Use of page protectors is recommended.

## **CLOTHING & TEXTILES**

The judging of construction and modeling will be held on Saturday, July 31

1. 4-H'ers will present their garments on hangers to the judge for construction judging. Exhibit tags should be attached to the garment, not to the hanger. After judging for construction, the member will then be judged for modeling.
2. If a 4-H'er is unable to attend judging, a grade in construction only will be awarded. These garments are not eligible for State Fair.
3. All 4-H'ers showing garments should be present to wear clothing for judging.
4. 4-H'ers enrolled in third year and advanced clothing units must exhibit a garment using more advanced skills than exhibited in first and second year clothing projects.
5. To complete the clothing requirements, all garments and items must be displayed at the 4-H Fair. Be sure all garments and items are properly covered with a plastic, see-through cover.
6. Exhibitors may enter more than one garment in clothing. Each entry must be listed separately. Only one premium, per class, per person will be paid.
7. Be prepared to discuss with your judge the garment's care procedures. Check the end of the fabric bolt when purchasing fabric.
8. If a pattern was used to make the garment, the pattern instructions are to be included with the exhibit. It should be followed as much as possible, using techniques suitable for your fabric.
9. In all classes, both purchased and constructed garments will be evaluated on the member, in addition to the conference with the judge. Construction and appearance will both be considered. Garments constructed for another person are eligible for exhibiting in Sewing & Textiles I - III classes. HOWEVER, the individual for which the garment was constructed must be present for judging and will need to wear the garment.

Each county may submit 3 STEAM entries total from 50151 a-c, 50152 a-c, 50153 a-c; 2 shopping entries from 50154, 50155, 50156; and 1 Ready4Life entry from 50157.

All exhibits entered in the clothing and textiles area will be judged based on their construction and fit (if applicable). Exhibitors bringing garments should not wear their garments when they arrive for judging as the garment will be reviewed by the judges for construction first. Exhibitors will be asked to change into the garment as the second step of the judging process. If the garment was constructed for another individual, that individual must be present to wear the garment for the judge. (Only the exhibitor who made the garment is eligible for ribbon and premium.) Construction and appearance will both be considered during judging. If a pattern was used to make the item, the pattern instructions, either written or electronic, are to be included with the exhibit. Exhibit tags should be attached to the garment, not to the hanger.

Members wishing to exhibit knitted items should enroll in Visual Arts Fiber (if original) or Heritage Arts (if made from a pattern). Members who enroll in Clothing & Textiles with the intent of pursuing quilting can exhibit in the non-clothing exhibit category in STEAM Clothing 1—FUNdamentals. Quilts exhibited in the Clothing & Textiles area will be judged using a rubric that evaluates the sewing skills and construction of the item. All work on the quilt MUST be completed by the 4-H member. You cannot exhibit a quilt that was quilted by someone else. Quilts can be hand OR machine quilted as long as ALL work is completed by the exhibitor.

### **CLOTHING: STEAM**

### **STEAM Clothing 1 – FUNDamentals** (SF 50151a, 50151b, 50151c)

Exhibit one of the following in either the Non-Sewn, Sewn Non-Clothing, or Sewn Clothing exhibit divisions:

#### **Non-Sewn Exhibits** (SF 50151a) Exhibit one of the following:

- Clothing Portfolio – Complete at least three different samples/activities from Chapter 2 and/or Chapter 3 of the project manual. Examples of samples you might include: How Two Magically Become One, pages 85-86; No Fear of Fray, pages 93-95; Two Sides of the Moon, pages 97-99; On the Flip Side, pages 101-104; Basic Hand Sewing Skills, pages 106-108. The Portfolio should be placed in an 8 ½" x 11", 3 ring binder. Include an appropriate cover, dividers, and table of contents. NOTE – additional pages can be added each year but must be dated with the year. See pages 9-10 of the project manual for portfolio formatting.
- Fabric Textile Scrapbook – Must include at least 5 different textile samples. Use Textile Information Cards template on page 41 in the project manual to identify fabric swatches. Completed textile cards should be placed in an 8 ½" x 11", 3-ring binder. Include an appropriate cover. See project manual, pages 42-74, for fabric options and fabric science experiments.
- What's the Difference - What's the Price Point – Exhibit may include a notebook, poster, small display sharing a project comparison and price point. See activity, pages 118-120. Exhibit should include PHOTOS; NO actual PILLOWS.

*Beginning Sewing Exhibits – exhibits in this class must be made from medium weight woven fabrics that will sew and press smoothly, flannel/fleece is acceptable. Solid color fabrics or those having an overall print are acceptable. NO PLAIDS, STRIPES, NAPPED or JERSEY KNIT. Patterns should be simple WITHOUT DARTS, SET-IN SLEEVES, and COLLARS. Raglan and loose flowing sleeves are acceptable.*

#### **Sewn Non-Clothing Exhibits** (SF 50151b) Exhibit one of the following:

- Pillowcase
- Simple Pillow – no larger than 18" x 18"
- Bag/Purse – no zippers or button holes
- Other non-clothing item using skills learned in project manual

#### **Sewn Clothing Exhibits** (SF 50151c) Exhibit one of the following:

- Simple top
- Simple pants, shorts, or skirt – no zipper or button holes
- Simple Dress – no zipper or button holes
- Other – other wearable item using skills learned in project manual (apron, vest, etc.)

### **STEAM Clothing 2 – Simply Sewing** (SF 50152a, 50152b, 50152c)

Exhibit one of the following in either the Non-Sewn, Sewn Non-Clothing, or Sewn Clothing exhibit divisions:

#### **Non-Sewn Exhibits** (SF 50152a) Exhibit one of the following:

- Clothing Portfolio – Complete at least four different samples/activities from Chapters 2, 3 AND/OR 4 of the project manual. The Portfolio should be placed in an 8 ½" x 11", 3 ring binder. Include an appropriate cover, dividers, and table of contents. NOTE – this can be a continuation of a Portfolio created in STEAM Clothing 1. Additional pages can be added each year but must be dated with the year created. See project manual, pages 9-11, for portfolio formatting.
- Expanded Textile Science Scrapbook – Must include at least 10 different textile samples. Use Textile Information Cards template on page 39 in the project manual to identify fabric swatches. Completed textile cards should be placed in an 8 ½" x 11", 3 ring binder. Include an appropriate cover. See project manual, pages 40-82, for fabric science experiments.
- Design Basics – Understanding Design Principles – Exhibit should include a learning experience that demonstrates the design principles and elements involved when selecting fabric for clothing and accessories. See project manual, pages 17-20, for design suggestions.
- Entrepreneurial Sewing – Exhibit should highlight items you made for sale online. Create an exhibit that displays products you made and posted online. Refer to the project manual, pages 161-167, for information on how to analyze the cost of similar purchased items to determine pricing of your products. The exhibit may



be a notebook, poster or small display.

**Sewn Non-Clothing Exhibits** (SF 50152b) Exhibit one of the following:

- Recycled Clothing Accessory – Create a clothing accessory made from a used item. The item must be changed in some way in the redesign process. The finished accessory must reflect at least one skill learned in the project and exhibitor should be able to identify the skill used. A before picture and a description of the redesign process must accompany the exhibit. Clothing accessory may include: hat, bag, scarf, belt, etc.
- Non-clothing item OR Clothing Accessory – Create a clothing accessory using at least one skill learned in this project. Exhibitor should be able to identify the skill used.

**Sewn Clothing Exhibits** (SF 50152c) Exhibit one of the following:

- Recycled Clothing – Create a garment from used textile-based items. The original used item must be redesigned (not just embellished or decorated) in some way to create a new wearable piece of clothing. The finished garment must reflect at least one skill learned in this project and exhibitor should be able to identify the skill used. A before picture and a description of the redesign process must accompany the exhibit.
- Constructed garment – Any garment with facings or curves. Should use at least one skill learned in this project and exhibitor should be able to identify the skills used. Garment should be appropriate for the age and experience of the member.

**STEAM Clothing 3 – A Stitch Further** (SF 50153a, 50153b, 50153c)

Exhibit one of the following in either the Non-Sewn, Sewn Non-Clothing, or Sewn Clothing exhibit divisions:

**Non-Sewn Exhibits** (SF 50153a) Exhibit one of the following:

- Clothing Portfolio – Complete at least four different samples/activities from Chapters 2, 3 AND/OR 4 of the project manual. The Portfolio should be placed in an 8 ½" x 11", 3 ring binder. Include an appropriate cover, dividers, and table of contents. NOTE – this can be a continuation of a Portfolio created in STEAM Clothing 1 and/or STEM Clothing 2. Additional pages can be added each year but must be dated with the year created. See project manual, pages 11-13, for portfolio formatting.
- Expanded Textile Science Scrapbook – Must include at least 10 different textile samples. Use Textile Information Cards template on page 29 in the project manual to identify fabric swatches. Completed textile cards should be placed in an 8 ½" x 11", 3 ring binder. Include an appropriate cover. See project manual, pages 39-52, for fabric science experiments.
- Advanced Entrepreneurial Sewing – Using knowledge gained in project manual, Chapter 5, display one sample product with a business plan that includes a business ID and logo. The exhibit may be a notebook, poster or small display.

**Sewn Non-Clothing Exhibit** (SF 50153b) Exhibit one of the following:

- Recycled Clothing Accessory – Create a clothing accessory made from a used item. The item must be changed in some way in the redesign process. The finished accessory must reflect at least one skill learned in the project and exhibitor should be able to identify the skill used. A before picture and a description of the redesign process must accompany the exhibit.
- Non-clothing item OR Clothing Accessory – Create a clothing accessory using at least one skill learned in this project. Exhibitor should be able to identify the skill used.

**Sewn Clothing Exhibit** (SF 50153c) Exhibit one of the following:

- Recycled Clothing – Create a garment from used textile-based items. The original used item must be redesigned (not just embellished or decorated) in some way to create a new wearable piece of clothing. The finished garment must reflect at least one skill learned in this project and exhibitor should be able to identify the skill used. A before picture and a description of the redesign process must accompany the exhibit.
- Constructed garment – Any garment constructed by the member which is appropriate for the age and experience of the exhibitor. Should use at least one skill learned in this project and exhibitor should be able to identify the skills used. Possible examples are wool garment, dress or jacket with set in sleeves and zipper or buttons and buttonholes, suit, evening gown or sport outfit.

## **CLOTHING: SHOPPING**

Exhibit one of the following options that align with the Shopping in Style level. If a garment is part of the 4-H exhibit, exhibitors should put the garment on PRIOR to their judging time.

Shopping in Style: Members are encouraged to spend more than one year involved in this project so they have time to learn what clothing styles look best on them while they also gain skills in building a versatile wardrobe and staying within their budget. Each year enrolled in Shopping should build on the previous year's learning experience.

### **Shopping in Style (SF 50154)**

**Beginning** – Choose one of the following activities from Unit 1 or Unit 2 of the project book:

- Exhibit should consist of a garment that reflects your personal style along with a poster or report that 1) explains how this garment reflects your style and how it influences what others think of you; **OR** 2) how your personal style either aligns or contradicts what is considered to be “in style” today. **OR**
- Exhibit should include a garment you purchased along with a poster or report that explains or illustrates how this garment is either 1) a modern version of a fad or fashion from an earlier decade; **OR** 2) how this garment reflects a different ethnic or cultural influence. Exhibit should include garment you purchased along with a poster or report that provides 1) a body shape discussion and how body shape influences clothing selections; **OR** 2) a color discussion that provides an overview of how different colors complement different hair colors and skin tones and how that influenced garment selection. Poster or report may include pictures from magazines, the internet or actual photos of garments. **OR**
- Exhibit should include garment you purchased along with a poster or report that 1) explains how this garment uses the principles of design lines to create an illusion to alter appearance; **OR** 2) explains how color and texture of fabrics can complement or enhance appearance. Poster or report may include pictures from magazines, the internet, or actual photos of garments.

**Intermediate** – Choose one of the following activities from Unit 3 or Unit 4 of the project book (SF 50155):

- Exhibit should include two clothing items that were previously a part of your wardrobe that still fit but you don't wear anymore and pair them with something new to make them wearable again. Also include a report that explains why the garment was not being worn and what you did to transform it into a wearable garment again. **OR**
- Exhibit should include at least five pieces of clothing that exhibitor can mix and match to create multiple outfits. Include a poster or report that includes a clothing inventory **AND** describes what you have learned by completing this activity. **OR**
- Exhibit should include garment you purchased along with a poster or report that 1) includes a wardrobe inventory which indicates why you selected the garment you did, clothing budget, and cost of garment; **OR** 2) explains how advertising influences clothing purchases, making a distinction between wants and needs; and how the purchase of this garment compliments and/or extends your wardrobe. **OR**
- Exhibit should include garment you purchased along with a poster or report that 1) describes a cost comparison of this item completed by the exhibitor when purchasing the garment; should include variety of shopping options and/or price tracking at stores over a period of time; **OR** 2) provides a quality comparison rating the specific clothing item purchased based on care, construction, cost and unique features; should include construction quality details, design features that influenced selection, cost per wearing, and garment care.

**Advanced** – Choose one of the following activities from Unit 5 or Unit 6 of the project book (SF 50156):

- Exhibit should include garment you purchased along with a poster or report that summarizes care requirements not only for this garment but also for garments made of other natural and synthetic fibers; exhibit should also include a care cost analysis for garments of different fibers. **OR**
- Exhibit should include garment you purchased which you have repaired or altered along with a poster or report that provides a clothing inventory list which includes cost savings for repaired items as compared to purchasing replacement garments.
- Exhibit should include multiple garments you purchased along with a poster or report that provides plans and commentary for a fashion show that would capture the attention of an audience. Fashion show plans should identify target audience, include show venue, purpose of the show, and logistical plan for the fashion show. This should also include a financial plan. Exhibitor should be prepared to demonstrate modeling skills.

### **Sewing & Textiles Ready4Life Challenge (SF 50157)**

### **Open to 11- to 18-year-olds enrolled in any Sewing & Textiles project.**

Exhibits in this category must include the following: a) a physical representation of the career or business product such as a model, prototype or display/portfolio that includes images of accomplished work; b) verbal or written explanations that demonstrate knowledge of the related career or business fields, potential careers, and the appropriate requirements for achievement in those fields. The judging criteria for this class values thoroughness of career and/or business exploration and pursuit above the workmanship of the physical specimen on display.

## **Cloverbuds**

Cloverbud projects should be checked in at the 4-H Building on **July, August 31 at 8:00 a.m.**

Cloverbuds will visit with a judge about their projects and should be prepared to share information about their exhibit.

An adult is welcome to accompany the Cloverbud participant.

All Cloverbuds will receive a participation ribbon, but not premiums.

Show an item, make a poster, or show something you have done in Cloverbuds.

## **COLLEGE & CAREER READINESS**

Each county may submit 1 entry from 50365; and 1 entry from 50366.

### **Build Your Future (SF 50365)**

Develop a career portfolio which includes the items listed below. Members are encouraged to spend more than one year involved in this project so they have time to thoroughly explore the learning modules and develop a greater understanding of planning and preparing for their future and develop a comprehensive career planning portfolio. The original OR photocopies of the completed activities from the project manual should be included in the portfolio. Each year enrolled in the project should build on the previous year's learning experiences.

- **First Year** – Complete a minimum of Activities 1-4 from the Build Your Future project manual which includes: Skills...Choices...Careers; Making Career Connections; Build Your Future Through Portfolios; and Education Pay\$.
- **Second Year** – Complete a minimum of Activities 5-7 from the Build Your Future project manual which includes: Career FUNds; Turn Your 4-H Passion Into Profit; and Pounding the Pavement.
- **Third Year** – Complete a minimum of Activities 8-9 from the Build Your Future project manual which includes: Putting the Pieces Together: Goals for the Future; and Pathways to Success.

### **College & Career Ready4Life Challenge (SF 50366)**

#### **Open to 11- to 18-year-olds enrolled in the College & Career project.**

Exhibits in this category must include the following: a) a physical representation of the career or business product such as a model, prototype or display/portfolio that includes images of accomplished work; b) verbal or written explanations that demonstrate knowledge of the related career or business fields, potential careers, and the appropriate requirements for achievement in those fields. The judging criteria for this class values thoroughness of career and/or business exploration and pursuit above the workmanship of the physical specimen on display.

## **COMMUNICATIONS**

Each county may submit 2 entries total from 50367, 50368, 50369; and 1 entry from 50370.

### **Communications 1 (SF 50368)**

For 1<sup>st</sup> year enrolled in project: Exhibit a binder portfolio showcasing at least three activities from the project manual. Show basic activities and anything that extended lessons. For 2<sup>nd</sup> and 3<sup>rd</sup> years in project: Include everything from earlier years' work and add a section showcasing at least four additional activities per year.

### **Communications 2 (SF 50368)**

For 1<sup>st</sup> year enrolled in project: Exhibit a binder portfolio showcasing at least three activities from the project manual. Show basic activities and anything that extended lessons. For 2<sup>nd</sup> and 3<sup>rd</sup> years in project: Include everything from

earlier years' work and add a section showcasing at least four additional activities per year.

### **Communications 3 (SF 50368)**

For 1<sup>st</sup> year enrolled in project: Exhibit a binder portfolio showcasing at least three activities from the project manual. Show basic activities and anything that extended lessons. For 2<sup>nd</sup> and 3<sup>rd</sup> years in project: Include everything from earlier years' work and add a section showcasing at least four additional activities per year.

### **Creative Writing (SF 50367)**

To provide the best learning experience, it is suggested that counties receive submissions in this class prior to the exhibition date to allow a judge adequate time to read the submissions and provide meaningful review. Each member may submit only one entry per class. Each entry is to be typewritten on 8 ½" x 11" paper and include the exhibitor's name. Entries must be original and **written for the 4-H project**. Stories should be double-spaced. Poems may be single-spaced.

- **Rhymed Poetry** – An interpretation of a subject in rhymed verse. Submit a collection of three poems.
- **Free Style Poetry** – An interpretation of a subject in unrhymed verse. Submit a collection of three poems.
- **Short Story** – A fiction piece comprised of three basic elements: a theme, a plot and characters. Submit one story, maximum length: 2,000 words.
- **Essay** – A short nonfiction composition in which a theme is developed or an idea is expressed. Submit one essay, maximum length: 500 words.
- **Feature Story** – Nonfiction human-interest story judged on interest to readers, writing style, readability, and thoroughness of coverage. Submit one story, maximum length: 1,000 words.

### **Journalism (SF 50369)**

Exhibit a binder portfolio showing the results of the appropriate year's activities noted below:

- **Year 1:** Accomplishments of a minimum of 5, 2-star activities from Part 1, answering all the questions in the activities.
- **Year 2:** Results of doing a minimum of 5, 2-star activities in Part 2, answering all the questions in the activities.
- **Year 3:** Results of doing a minimum of 5, 3-star activities from Parts 1 and 2. One of the activities must include writing an advance story, a follow-up story, or a feature story.
- **Year 4:** Results of doing at least 2, 2-star activities and 3, 3-star activities from Part 3. If the activities include making an audio or videotape, State Fair will provide a way for the judge to view or listen to it.

### **Communications Ready4Life Challenge (SF 50370)**

**Open to 11- to 18-year-olds enrolled in any Communications project.**

Exhibits in this category must include the following: a) a physical representation of the career or business product such as a model, prototype or display/portfolio that includes images of accomplished work; b) verbal or written explanations that demonstrate knowledge of the related career or business fields, potential careers, and the appropriate requirements for achievement in those fields. The judging criteria for this class values thoroughness of career and/or business exploration and pursuit above the workmanship of the physical specimen on display.

## **COMMUNICATIONS: PUBLIC PRESENTATIONS**

*\*The public presentation contest is held separately from the fair classes.*

Enrollment in the Public Presentations project is required to participate in this section. No live animals are allowed in speeches. Counties may advance a total of 3 entries from any category to the state contest. A 4-H member may advance in one individual category and one team category.

### **Formal Speech | Self-written | Notes Allowed | No props | Individual | 4-6 minutes**

Formal Speeches share the presenter's own unique view and are intended to motivate, persuade, or inform an audience and may include a call to action. Youth deliver a speech on any topic they wish.

### **Illustrated Speech | Self-written | Notes Allowed | Illustrations Required | Individual | 4-6 minutes**

Illustrated Speeches may be used to inform, persuade, or motivate the audience while using a visual aid. Visual aids may be two dimensional, three-dimensional, or digital. Youth may include audience participation. Digital visual aids must be stored on a USB flash drive. Illustrated speeches may be:

- How-to demonstrations which show the audience how to do something.
- Object lessons which use objects as metaphors to share a message.
- Educational models where drawings or diagrams help explain a topic.

**Original Works | Self-written | Notes Allowed | Props and Costumes Allowed | Individual or 2-Person Team | Manuscripts sent in Advance | 4-6 minutes**

Original works must be written entirely by the presenter. It may be presented as an individual or a two-person team entry. Manuscripts must be sent in advance to the contest. Presentations may be designed for TV, radio, or online media and must be presented live. The types of entries could include:

- Prose and Short Stories
- Poetry
- Broadcast Media Program
- Theatrical
- Combined Program: Combine any number of the above elements along with other creative presentation forms

**Oral Interpretation | Published Work | Props and Costumes Allowed | Individual or 2-Person Team | Manuscripts sent in Advance | 4-6 minutes**

Presentations in Oral Interpretation must be published works, and manuscripts or transcripts must be submitted prior to the event. They may be presented as an individual or a two-person team entry. The types of entries could include:

- Prose and Short Stories
- Poetry
- Theatrical Interpretation
- Published Speech Recitation: Excerpt from a spoken presentation delivered by a public figure, such as Winston Churchill, Dr. Martin Luther King, Jr., or Maya Angelou
- Combined Program: Combine any number of the above elements along with other creative presentation forms

## COMPUTER SCIENCE

Each county may submit 3 entries total from 50159, 50160, 50161, 50162; and 1 entry from 50164.

Exhibitors may bring computer equipment for demonstration purposes. Computers will not be furnished. Internet connections are not available for use by exhibitors. Any member found to be using computer software in a manner that infringes on copyright laws will be disqualified.

**Beginning Visual Programming** (not eligible for state fair)

**Open to youth in Computer Science Visual Based Programming**

Exhibit a simple program using Scratch (or other simple visual programming language). The program should include 8 different commands including looping and getting input from the keyboard and mouse. All exhibits must include something visual, such as a poster or printed copy of a digital presentation, which will remain on display during the exhibition. Electronic equipment will only be used during your personal judging time and will not remain on display during the entire exhibit period.

**Intermediate Visual Programming** (SF 50159)

**Open to youth in Computer Science Visual Based Programming**

Exhibit a program using Scratch (or other simple visual programming language) that you have downloaded from the internet and modified. Compare the two programs and demonstrate the changes you made to the original program; **OR** create an animated storybook using Scratch (or other simple graphical programming language). All exhibits must include something visual, such as a poster or printed copy of a digital presentation, which will remain on display

during the exhibition. Electronic equipment will only be used during your personal judging time and will not remain on display during the entire exhibit period.

**Advance Visual Programming (SF 50160)**

**Open to youth in Computer Science Visual Based Programming**

Exhibit a video game you have created in Scratch (or other simple visual programming language). All exhibits must include something visual, such as a poster or printed copy of a digital presentation, which will remain on display during the exhibition. Electronic equipment will only be used during your personal judging time and will not remain on display during the entire exhibit period.

**Website Design (SF 50161)**

**Open to youth in Computer Science Visual or Text Based Programming**

Exhibit an original website that you have designed. Internet access will not be provided, so exhibitors must supply their own internet hotspot or the website must be hosted on the exhibitor's computer). All exhibits must include something visual, such as a poster or printed copy of a digital presentation, which will remain on display during the exhibition. Electronic equipment will only be used during your personal judging time and will not remain on display during the entire exhibit period.

**Computer Open Source / Innovation CS (SF 50162)**

**Open to youth enrolled in Computer Science Text-Based Programming or robotics project).**

Demonstrate the skills and knowledge you have gained through the Computer project. The exhibit may include, but isn't limited to, original works, objects, demonstrations, digital presentations, programs, websites, games, apps, performances, or posters which you have made. Choose whatever method best shows what you've learned. Your exhibit should not fit in the other exhibit options for this project. You must furnish any equipment you need for your exhibit. Internet service will not be provided for the exhibit. Exhibits in this class may also demonstrate successful application of open source (publicly available) computing software and/or hardware, such as Raspberry Pi and Linux, to accomplish a task. All exhibits must include something visual, such as a poster or printed copy of a digital presentation or programming flowchart, which will remain on display during the exhibition. Exhibits in this area will be judged on the computer science programming. Youth enrolled in a robotics project should choose this class if you want the exhibit to be judged on the programming of the robot. Electronic equipment will only be used during your personal judging time and will not remain on display during the entire exhibit period.

**Computer Science Ready4Life Challenge (SF 50164)**

**Open to 11- to 18-year-olds enrolled in any Computer project**

Exhibits in this category must include the following: a) a physical representation of the career or business product such as a model, prototype or display/portfolio that includes images of accomplished work; b) verbal or written explanations that demonstrate knowledge of the related career or business fields, potential careers, and the appropriate requirements for achievement in those fields. The judging criteria for this class values thoroughness of career and/or business exploration and pursuit above the workmanship of the physical specimen on display.

**Computer Science Maker (SF 50400)**

**Counties may submit 3 entries TOTAL combined from all Maker exhibit divisions.**

Exhibits in this category are designed to be multi-disciplinary in nature, innovative, and must not fit into any other exhibit category. To qualify for this category, your project MUST abide by the following guidelines:

- Exhibits must be an object or device that has an intended purpose and uses technology in either a mechanical way, digital (computer) way, or combination of the two.
- The device must be something that can be used in everyday life by multiple people (a target audience), and MUST be manufactured/built by the exhibitor (If not fully manufactured by the exhibitor, the device MUST be modified structurally or be reprogrammed to perform a different function other than what it was designed to do).
- Exhibits MUST be able to interact with the outside world. (e.g. an on off switch, input sensors, feedback, etc.)
- Exhibits MUST include a detailed build log with instructions on how to make or build the exhibit, AND contain either a 3D rendering or detailed and labeled sketches of the device/product.

- All parts and software used in the design/build MUST be listed in a detailed Bill of Materials including cost per item and total cost. Total time spent on the build must be documented in your build log.

In addition, exhibitors are HIGHLY encouraged to use tools such as 3-D printers, laser cutters, routers and/or other hand/power tools to help in the manufacturing process (**NOTE: Simply 3-D printing or laser cutting an object without the other specifications does not qualify as a Maker Project**). It is also HIGHLY encouraged that exhibits use Open Source software and/or hardware in the build.

## CONSUMER EDUCATION

Each county may submit 2 entries total from 50168, 50169; and 1 entry from 50167.

### **Entrepreneurship: Be the E!** (not eligible for state fair)

Exhibit a binder portfolio or display that includes the results of at least two completed activities from each year the exhibitor has been enrolled in the project. Completed activities from previous years should be included.

### **My Financial Future 1 Beginner** (SF 50168)

Develop a Financial Planning portfolio which includes the items listed below. This project can be completed all in one year; or a member may take several years to explore each of the activities and develop a more detailed financial plan. The original OR photocopies of the completed activities from the project manual should be included in the portfolio. Each year enrolled in the project should build on previous year experiences.

- **First Year** – Complete a minimum of Activities 1-6 from the My Financial Future – Beginner project manual which includes: Who Needs This?; Let’s get SMART; Bringing Home the Bacon; Managing Your Money Flow; My Money Personality; and Money Decisions.
- **Second Year and Beyond** – Complete a minimum of Activities 7-11 from the My Financial Future – Beginner project manual which includes: Banking your \$\$\$\$; Charging it Up; Check it Out; Better than a Piggy Bank!; and My Work; My Future.

### **My Financial Future 2 Advanced** (SF 50169)

Building on your previous work in My Financial Future – Beginner project, continue adding to your Financial Planning portfolio which includes the items listed below. Members are encouraged to spend more than one year involved in this project so they have time to thoroughly explore the learning modules and develop a greater understanding of financial literacy, planning for their future, and develop a comprehensive career and financial planning portfolio. The original OR photocopies of the completed activities from the project manual should be included in the portfolio. Each year enrolled in the project should build on previous year’s learning experiences.

- **First Year** – Complete a minimum of two activities from Module 1: Earning Income and Career Planning and Module 2: Organizing Your Flow.
- **Second Year** – Complete all activities not previously completed in Module 1: Earning Income and Career Planning and Module 2: Organizing Your Flow; **AND** a minimum of two of the activities from Module 3: Working with Banks and Credit Unions: Bank on It and Module 4: Making Your \$ Work 4 U.
- **Third Year and Beyond** – Complete all activities not previously completed in Module 3: Working with Banks and Credit Unions: Bank on It and Module 4: Making Your \$ Work 4 U; **AND** a minimum of two activities from Module 5: Credit and Consumer Breadcrumbs.

### **Consumer Ed Ready4Life Challenge** (SF 50167)

#### **Open to 11- to 18-year-olds enrolled in any Consumer Education project.**

Exhibits in this category must include the following: a) a physical representation of the career or business product such as a model, prototype or display/portfolio that includes images of accomplished work; b) verbal or written explanations that demonstrate knowledge of the related career or business fields, potential careers, and the appropriate requirements for achievement in those fields. The judging criteria for this class values thoroughness of career and/or business exploration and pursuit above the workmanship of the physical specimen on display.

## CROPS

Each county may submit 3 entries total from 50170, 50171, 50172, 50173; and 1 entry from 50175.

### **Soybeans** (SF 50170)

Exhibit five fresh plants (include root system that is washed) that are representative of member's 4-H project field; **OR** exhibit an experimental or educational project related to one experience from your project. Include explanation of the project in a report for public understanding. Include the member's crop records with the exhibit, such as the 4-H crop record found online @ 4-H.illinois.edu, an FFA crops record, or similar information.

### **Corn** (SF 50171)

Exhibit two fresh plants of field corn (include root system that is washed) that are representative of member's 4-H project field; **OR** exhibit an experimental or educational project related to one experience from your project. Include explanation of the project in a report for public understanding. *Sweet corn should be exhibited in Vegetable Gardening unless being raised under commercial contract by the exhibitor.* Include the member's crop records with the exhibit, such as the 4-H crop record found online @ 4-H.illinois.edu, an FFA crops record, or similar information.

### **Small Grains** (SF 50172)

Exhibit one gallon of the current year's crop of oats, wheat, rye, or barley that is representative of the member's 4-H project field; **OR** exhibit an experimental or educational project related to one experience from your project. Include explanation of the project in a report for public understanding. Include the member's crop records with the exhibit, such as the 4-H crop record found online @ 4-H.illinois.edu, an FFA crops record, or similar information.

### **Crops Innovation Class** (SF 50173)

#### **Open to youth enrolled in any Crops project**

Demonstrate the skills and knowledge you have gained through the Crops project. This could be related to, but not limited to crop production, crop utilization or topics of interest to the member related to agronomy. The exhibit may include, but isn't limited to, original works, objects, demonstrations, digital presentations, programs, websites, games, apps, performances, or posters which you have made. Choose whatever method best shows what you've learned. Your exhibit should not fit in the other exhibit options for this project. You must furnish any equipment you need for your exhibit. Internet service will not be provided for the exhibit. All exhibits must include something visual, such as a printed copy of a digital presentation, which will remain on display during the exhibition. Electronic equipment will only be used during your personal judging time and will not remain on display during the entire exhibit period.

### **Crops Ready4Life Challenge** (SF 50175)

#### **Open to 11- to 18-year-olds enrolled in any Crops project**

Exhibits in this category must include the following: a) a physical representation of the career or business product such as a model, prototype or display/portfolio that includes images of accomplished work; b) verbal or written explanations that demonstrate knowledge of the related career or business fields, potential careers, and the appropriate requirements for achievement in those fields. The judging criteria for this class values thoroughness of career and/or business exploration and pursuit above the workmanship of the physical specimen on display.

## DRONES: UNMANNED AERIAL VEHICLES/SYSTEMS

Each county may submit 2 entries from each class.

Choose one of the following classes based on your interest and skill level.

Each Exhibitor must complete all three sections of Quads Away Curriculum and display (or upload) a completed Mission Logbook.

### **UAV Display** (SF 50375)

Prepare a display related to the Drones/UAV project on the topic of your choosing. The exhibit may include, but isn't limited to, original works, objects, demonstrations, digital presentations, programs, websites, games, apps, performances, or posters which you have made. Choose whatever method best shows what you've learned. You must



furnish any equipment you need for your exhibit. Internet service will not be provided for the exhibit. All exhibits must include something visual, such as a printed copy of a digital presentation, which will remain on display during the exhibition. Electronic equipment will only be used during your personal judging time and will not remain on display during the entire exhibit period. Non-UAV/ Drone projects should not be entered in this class (see Aerospace Display).

#### **UAV Unmanned Aerial Systems (SF 50376)**

Exhibit one Unmanned Aerial Vehicle and associated system assembled or made by the member. UAV or Drone exhibits in this class must be either originally designed or built from a kit of reconfigurable parts and components. These displays are limited to multicopters (tri, quad, hex, and octocopters), as well as FPV airplanes and flying wings with wingspans up to 36". A detailed build log with pictures, as well as a Mission Logbook must be included. The UAV MUST have a Flight Controller and utilize a camera/video transmission system. The exhibit will be a static display. The Drone should be in good flying condition with batteries fully charged, and all UAS components (including Video System) ready to demonstrate. DO NOT display your UAV with the propellers on, but rather on the table to the side of your UAV. The Drone will not be flown. Attach the printed directions/instructions of the UAV if any were used.

## **ELECTRICITY**

Each county may submit 3 entries total from 50177, 50178, 50179; and 1 entry from 50181.

#### **Electricity 1 (SF 50177)**

(May only be battery-powered projects using battery components and wiring). Exhibit a momentary switch, simple switch, basic circuit, electromagnet, galvanometer, **OR** an electric motor. All projects must include a report explaining how the project was constructed and the principles demonstrated. Recommendations can be found on the website. Projects using paper clips, cardboard, thumbtacks, and brads are not eligible for state fair exhibits in electricity. Members wishing to exhibit these types of projects should consider exhibiting in Junk Drawer Robotics 1 or 2.

#### **Electricity 2 (SF 50178)**

(May only be battery-powered projects using battery components and wiring). Exhibit a circuit board demonstrating parallel and series switches, including a circuit diagram; 3-way or 4-way switch circuit using DC/battery; **OR** a basic electrical device (examples: rocket launcher, burglar alarm, etc.). All projects must include a report explaining how the project was constructed and the principles demonstrated. Recommendations can be found on the website. Projects using paper clips, cardboard, thumbtacks, and brads are not eligible for state fair exhibits in electricity. Members wishing to exhibit these types of projects should consider exhibiting in Junk Drawer Robotics 1 or 2.

#### **Electricity 3 (SF 50179)**

Exhibit a 120V lighting fixture or other appliance that uses a switch; **OR** two electrical household circuits using 120V materials to comply with National Electrical Code, one with a simple on/off switch to control bulb, and one using 3-way switches to control light from two locations; **OR** other project which demonstrates principles in the Wired for Power book. All electricity projects must include a report, explaining how the project was constructed, and principles for its operation. Recommendations can be found on the website.

#### **Electricity 4 (not eligible for state fair)**

Exhibit any electronic or solid-state appliance. Exhibitor must be able to explain how the project was constructed, how it is to be used and how it works. When project is being constructed, general safety and workmanship should be considered.

#### **Electricity Ready4Life Challenge (SF 50181)**

##### **Open to 11- to 18-year-olds enrolled in any Electricity project.**

Exhibits in this category must include the following: a) a physical representation of the career or business product such as a model, prototype or display/portfolio that includes images of accomplished work; b) verbal or written explanations that demonstrate knowledge of the related career or business fields, potential careers, and the appropriate requirements for achievement in those fields. The judging criteria for this class values thoroughness of career and/or business exploration and pursuit above the workmanship of the physical specimen on display.

## ENTOMOLOGY GENERAL

Each county may submit 2 entries total from 50183, 50184, 50185, 50186; 1 entry from Class 50187.

Size and number of exhibit cases should relate appropriately to the number of insects being displayed for a specified class. Cases should be no deeper than 4". Exhibitors should note that Entomology exhibits may be placed UPRIGHT for display.

### **Entomology 1 (SF 50183)**

Exhibit 15 or more species representing four or more orders. Collection must be accurately labeled. Exhibitors must also include the Entomology 1 project manual, *Teaming With Insects 1*, with at least one completed activity for each year enrolled. The project manual must be included. Rules for pinning and labeling insects are available from your local Extension office.

### **Entomology 2 (SF 50184)**

Exhibit 30 or more species representing eight or more orders. Collection must be accurately labeled. Exhibitors must also include the Entomology 2 project manual, *Teaming With Insects 2*, with at least one completed activity for each year enrolled. The project manual must be included. Rules for pinning and labeling insects are available from your local Extension office.

### **Entomology 3 (SF 50185)**

Exhibit 60 or more species representing twelve or more orders. Collection must be accurately labeled. Exhibitors must also include the Entomology 3 project manual, *Teaming With Insects 3*, with at least one completed activity for each year enrolled. The project manual must be included. Rules for pinning and labeling insects are available from your local Extension office.

### **Entomology Display (SF 50186)**

#### **Open to youth enrolled in Entomology 1, Entomology 2 or Entomology 3**

Exhibit any activity or display related to Entomology that does not fit into Entomology Classes 1, 2 or 3 above. The exhibit may include, but isn't limited to, original works, objects, demonstrations, digital presentations, programs, websites, games, apps, performances, or posters which you have made. Choose whatever method best shows what you've learned. You must furnish any equipment you need for your exhibit. Internet service will not be provided for the exhibit. All exhibits must include something visual, such as a printed copy of a digital presentation, which will remain on display during the exhibition. Electronic equipment will only be used during your personal judging time and will not remain on display during the entire exhibit period.

### **Entomology Ready4Life Challenge (SF 50187)**

#### **Open to 11- to 18-year-olds enrolled in any Entomology project.**

Exhibits in this category must include the following: a) a physical representation of the career or business product such as a model, prototype or display/portfolio that includes images of accomplished work; b) verbal or written explanations that demonstrate knowledge of the related career or business fields, potential careers, and the appropriate requirements for achievement in those fields. The judging criteria for this class values thoroughness of career and/or business exploration and pursuit above the workmanship of the physical specimen on display.

## ENTOMOLOGY BEEKEEPING

Each county may send 2 entries total from classes 50188, 50189, 50190; and 1 entry from 50191.

Create an exhibit that shows the public what you learned in the beekeeping project this year. **Note:** No beehives may be exhibited. (Honey moisture content will be measured.) Fill level: the honey should be filled to the jar shoulder, not over, nor under. Chunk honey should go in a wide-mouth jar, preferably one specially made for chunk honey (see

beekeeping catalogs). Be careful to distinguish “chunk honey” (comb in jar) from “cut comb” (comb only in plastic box). *Honey exhibited (including chunk, cut comb, and sections) must be collected since the previous year’s fair.*

### **Beekeeping 1 (SF 50188)**

Exhibit an educational display for one (1) of the following:

- Flowers used to make honey. Display pressed flowers from ten (10) different Illinois plants that bees use for making honey.
- Uses of honey and beeswax.
- Setting up a beehive.
- Safe handling of bees.
- Equipment needed by a beekeeper.

### **Beekeeping 2 (SF 50189)**

Exhibit one (1) of the following:

- Extracted honey: Three (3) 1# jars (glass, screw-top), holding 1# of honey each.
- Chunk honey (comb in jar): Three (3) 1# jars (wide-mouth, glass).
- Cut-comb honey: Three (3) 1# boxes (boxes are usually 4 ½” x 4 ½” in size).
- Section honey: Three (3) sections of comb honey (in basswood boxes or Ross rounds).
- Working with honey bees. Present a topic from your manual to teach fairgoers about working with honey bees. Use your knowledge and creativity to display this information on a poster or in a notebook.

### **Beekeeping 3 (SF 50190)**

Exhibit three (3) of the five (5) kinds of honey listed below (#1-5) or prepare an educational display about honey bees or beekeeping (#6).

1. Extracted honey: Three (3) 1# jars (glass, screw-top), holding 1# of honey each.
2. Chunk honey (comb in a jar): Three (3) 1# jars (wide-mouth, glass) .
3. Cut-comb honey: Three (3) 1# boxes (boxes are usually 4 ½” x 4 ½” in size).
4. Comb honey: Three (3) sections (honey built by bees in frames of wood commonly called “sections”) (boxes are usually 4 ½” x 4 ½” in size).
5. Section honey: Three (3) sections of comb honey (in basswood boxes or Ross rounds) **OR**
6. Prepare an educational display about honey bees or beekeeping.

### **Entomology Beekeeping Ready4Life Challenge (SF 50191)**

**Open to 11- to 18-year-olds enrolled in any Entomology project.**

Exhibits in this category must include the following: a) a physical representation of the career or business product such as a model, prototype or display/portfolio that includes images of accomplished work; b) verbal or written explanations that demonstrate knowledge of the related career or business fields, potential careers, and the appropriate requirements for achievement in those fields. The judging criteria for this class values thoroughness of career and/or business exploration and pursuit above the workmanship of the physical specimen on display.

## **ESPORTS**

Each county may submit 3 entries from 50430.

All exhibitors must complete all activities in the Illinois 4-H eSports Pilot Curriculum.

### **eSports (SF 50430)**

Compete in at least 1 ranked tournament online or in person (either as a team or solo), and fully document your progress throughout. Any game with a documentable bracket system, at least 3 rounds and a prize count. Be sure to include a description of the tournament, your match information, your win-loss record, and description of the game and platform being used to play the game (Ram requirements/capabilities of your machine, video card specs., etc.). Prepare a PowerPoint presentation describing your journey through eSports (including your 1 mandatory tournament), what you have learned about gaming/eSports, and why you think more youth should be involved. Also include a detailed description of your most important win, explaining your strategy in that victory. Be sure to include

screenshots and video, if possible. Load your presentation to a USB drive, and be sure to add narration if uploading for virtual exhibition.

## **EXPLORATORY** (not eligible for state fair)

**EXPLORATORY** (*Welcome to 4-H*) (not eligible for state fair)

Youth ages 8 – 10 may exhibit a display on one of the following topics from the project book:

- Windowsill gardening; **OR**
- 4-H animals; **OR**
- 4-H family; **OR**
- Coat of arms

**COLLECTIBLES** (not eligible for state fair)

Bring your completed project book and your collection or examples of your collection (if it's too large to bring) with pictures of total collection, OR an exhibit or poster illustrating one feature of the project.

## **FAMILY HERITAGE**

Each county may submit 1 entry from 50197; and 1 entry from 50199.

**Family Heritage** (SF 50197)

Prepare an exhibit of items, pictures, maps, charts, slides/tapes, drawings, illustrations, writings or displays that depict the heritage of the member's family or community or 4-H history. Please note: Exhibits are entered at 4-H'ers own risk. 4-H is not responsible for loss or damage to family heirloom items or any items in this division. Displays should not be larger than 22" x 28" wide. If you need a size waiver because the historical item is larger than 22" x 28" please contact the superintendents for approval.

**Family Heritage Ready4Life Challenge** (SF 50199)

**Open to 11- to 18-year-olds enrolled in any Entomology project.**

Exhibits in this category must include the following: a) a physical representation of the career or business product such as a model, prototype or display/portfolio that includes images of accomplished work; b) verbal or written explanations that demonstrate knowledge of the related career or business fields, potential careers, and the appropriate requirements for achievement in those fields. The judging criteria for this class values thoroughness of career and/or business exploration and pursuit above the workmanship of the physical specimen on display.

## **FOODS & NUTRITION**

Each county may submit 7 entries total from any of these food classes: 50200, 50201, 50202, 50203, 50204, 50206, 50208, 50211; and 1 entry from 50210.

**4-H Cooking 101** (SF 50200)

*Using the recipes included in the project manual*, prepare an exhibit of 3 cereal marshmallow bars; **OR** ¼ of 8" square or round coffeecake; **OR** 3 cookies. No icing should be on any products. If you make changes to the recipe, bring a copy of the recipe with your changes. Bars, coffeecake, or cookies should be displayed on a disposable plate placed in a zip-sealing plastic bag. *In addition to your food exhibit*, complete the *What's on Your Plate? Activity* on pages 10-11 in the 4-H Cooking 101 project manual. Bring a document with printed pictures of your 3 or more plates and the answers to questions 1-7 to remain on display with your project. The words on the plates must be legible and clearly visible in the picture. Pictures, graphics or photos are acceptable.

**4-H Cooking 201** (SF 50201)

*Using the recipes included in the project manual*, prepare an exhibit of 3 cheese muffins; **OR** 3 scones; **OR** ½ loaf (9" x 5") of basic nut bread. If you make changes to the recipe, bring a copy of the recipe with your changes. Bread, muffins, or scones should be displayed on a disposable plate placed in a zip-sealing plastic bag. *In addition to your food exhibit*, complete *Experiment with Meal Planning Activity* on page 91 in the 4-H Cooking 201 project manual.

Bring either page 91 with your completed answers or a document with the answers to remain on display with your project along with a picture of the meal you prepared. You do **not** need to complete the Challenge Yourself section on page 91.

#### **4-H Cooking 301** (SF 50202)

*Using the recipes included in the project manual, prepare an exhibit of 3 dinner rolls; OR loaf of yeast bread; OR 1 tea ring; OR 3 sweet rolls; OR one layer of a rich white cake or rich chocolate cake, top side up (without frosting). If icing is used on the tea ring or sweet rolls, the recipe for the icing must also come from the book. The yeast bread/roll dough may be prepared in a bread making machine; however prepared mixes are not permitted. If you make changes to the recipe, bring a copy of the recipe with your changes. Display exhibit on a disposable plate or pie tin and place in a zip-sealing plastic bag. In addition to your food exhibit, complete one of the six experiments: Experiment with Flour p. 33-34, Experiment with Kneading p. 35-36, Experiment with Yeast p. 37-38 or 39, Experiment with Butter p. 62-63 or Experiment with Cheese p. 104-105. Bring a document with a printed picture of your experiment and the answers to the experiment questions to remain on display with your project.*

#### **4-H Cooking 401** (SF 50203)

*Using the recipes included in the project manual, prepare an exhibit of ¼ of a 15" x 10" loaf of focaccia bread (do not include dipping oil); OR one baked pie shell – traditional, oil, or whole wheat (no graham cracker); OR ¼ golden sponge cake, top side up, without frosting; OR ½ loaf French bread. If you make changes to the recipe, bring a copy of the recipe with your changes. Display exhibit on a disposable plate and place in a zip-sealing plastic bag. In addition to your food exhibit, pick one of the recipes from Cooking 401 that is not a choice for exhibit. Make the recipe and take a picture of the results. Bring a document with a printed picture of the food you made from the recipe and the answers to the following two questions: 1.) If you made this recipe again, what would you do differently? 2.) What did you learn that can help you in other ways besides preparing food?*

#### **Food Science 1** (SF 50204)

Prepare a display, digital presentation, or poster on one of the food science experiments from the manual that you completed. Share 1) the food science question you investigated; 2) process used to conduct the experiment; 3) results and observations; 4) what you learned; and 5) how you have applied this information. You must furnish any equipment you need for the exhibit. Internet service is not provided. All exhibits must include something visual, such as a printed copy of a digital presentation. Electronic equipment will only be used during your judging time and will not remain on display during the exhibit period.

#### **Food Science 2** (SF 50204)

Prepare a display, digital presentation, or poster on one of the food science experiments from the manual that you completed. Share 1) the food science question you investigated; 2) process used to conduct the experiment; 3) results and observations; 4) what you learned; and 5) how you have applied this information. You must furnish any equipment you need for the exhibit. Internet service is not provided. All exhibits must include something visual, such as a printed copy of a digital presentation. Electronic equipment will only be used during your judging time and will not remain on display during the exhibit period.

#### **Food Science 3** (SF 50204)

Prepare a display, digital presentation, or poster on one of the food science experiments from the manual that you completed. Share 1) the food science question you investigated; 2) process used to conduct the experiment; 3) results and observations; 4) what you learned; and 5) how you have applied this information. You must furnish any equipment you need for the exhibit. Internet service is not provided. All exhibits must include something visual, such as a printed copy of a digital presentation. Electronic equipment will only be used during your judging time and will not remain on display during the exhibit period.

#### **Food Science 4** (SF 50204)

Prepare a display, digital presentation, or poster on one of the food science experiments from the manual that you completed. Share 1) the food science question you investigated; 2) process used to conduct the experiment; 3) results and observations; 4) what you learned; and 5) how you have applied this information. You must furnish any

equipment you need for the exhibit. Internet service is not provided. All exhibits must include something visual, such as a printed copy of a digital presentation. Electronic equipment will only be used during your judging time and will not remain on display during the exhibit period.

### **Sports Nutrition (SF 50206)**

Prepare a display, digital presentation, or poster on one of the activity chapters in the manual that you completed. The activity chapters are listed by page number in the table of contents. Your exhibit should include, at minimum, information on one physical fitness component and one food/recipe component from the activity chapter. The exhibit should include the project manual with the pages of the activity completed. You may also include live demonstration of physical activities. Do not bring food made using the recipes, but consider adding pictures of the completed recipes to your exhibit. You must furnish any equipment you need for the exhibit. Internet service is not provided. All exhibits must include something visual, such as a printed copy of a digital presentation. Electronic equipment will only be used during your judging time and will not remain on display during the exhibit period.

#### Examples for Activity 1

Example A: Make a video of yourself practicing flexibility, strength and endurance physical fitness activities and making pasta salad with different vegetable, pasta and dressing ideas. Bring a screenshot and brief description of your video to leave on display.

Example B: Make a poster of pictures of flexibility, strength and endurance physical fitness activities and information on the results of making the spinach and mandarin orange salad. Include answers to the questions in the book.

### **Food Preservation (SF 50208)**

Prepare an exhibit using ONE of the following food preservation methods: canning; freezing; drying; pickles/relishes; jams, jellies and preserves **OR** a combination of these (see Preservation Combination option below), excluding Freezing. **No freezer jam exhibits will be allowed for Freezing; Jams, Jellies, and Preserves; or for the Preservation Combination options.**

- **Canning** – The exhibit should include two different canned foods in appropriate jars for the products. Food may be fruit, vegetable, or tomato product (i.e. salsa, juice, etc.).
- **Freezing** – Prepare a nutrition display that illustrates a freezing principle. There is NOT a food exhibit option for this preservation method.
- **Drying** – Exhibit two (2) different dried foods packed in plastic food storage bags. Choose from fruit, vegetable, fruit leather or meat jerky.
- **Pickles and Relishes** – Exhibit two (2) pint jars of different recipes of pickles and/or relishes.
- **Jams, Jellies, and Preserves** – Exhibit two (2) half-pint jars of two different jams, jellies, and/or preserves.
- **Preservation Combination** – Exhibit two (2) different preserved food products, excluding Freezing, in appropriate jars/packaging (drying). For example, exhibit 1 jar of tomatoes (Canning) and 1 half-pint of jelly (Jams, Jellies, and Preserves).

All preserved products should be prepared and processed according to the current USDA/Extension information. USDA information on preserving food, including recipes, can be found at: [www.homefoodpreservation.com](http://www.homefoodpreservation.com) or [web.extension.illinois.edu/foodpreservation/](http://web.extension.illinois.edu/foodpreservation/). Recipes must be processed in a water-bath or pressure canner.

**All food exhibits must be labeled with:** 1) The name of the food; 2) The date preserved; 3) Appropriate method(s) of food preservation (For canned projects: boiling water bath or pressure canner; For drying projects: Specify equipment used (food dehydrator, oven, etc.)).

#### **Examples:**

- Strawberry jam, boiling water bath. July 13, 2021.
- Green beans, pressure canner. July 13, 2021.
- Beef jerky, food dehydrator and oven. July 13, 2021.

**All food exhibits must be accompanied with the recipe(s)** – typed or written, with the source of the recipe(s) listed.

**Required Recipes and Sources for Food Preservation Exhibits** – all food preservation recipes must be from an approved source. Those sources are:

- *PUT IT UP! Food Preservation for Youth* manuals
- U.S. Department of Agriculture (USDA)
- National Center for Home Food Preservation
- Ball/Kerr Canning (recipes after 1985)
- Mrs. Wages

DO NOT BRING RECIPES FROM: Magazine or newspaper clippings, Pinterest (unless it is from a source listed above), grandmas or a recipe from a family member or friend without a source, cookbooks (excluding the Ball, Kerr and Put It Up! book).

**Canning Equipment Requirements:** All canned products must be canned in clear, standard jars in good condition (no chips or cracks). Jars must be sealed using two-piece canning lids (flat lid and band). Must use a new, unused flat lid. Bands must not be rusty or severely worn.

#### **Foods Innovation Class (SF 50211)**

##### **Open to youth enrolled in any Foods project.**

Demonstrate the skills and knowledge you have gained through the project. The exhibit may include, but isn't limited to, original recipes, results of experiments not in the foods project books, variations on recipes or experimenting with unique cooking or baking methods. Your work can be displayed by a food product, demonstrations, digital presentations, performances, or posters which you have made. Choose whatever method best shows what you've learned. Your exhibit should not fit in the other exhibit options for this project. You must furnish any equipment you need for your exhibit. Internet service will not be provided for the exhibit. All exhibits must include something visual, such as a printed copy of a digital presentation, which will remain on display during the exhibition. Electronic equipment will only be used during your personal judging time and will not remain on display during the entire exhibit period. If you bring a food product, the food will NOT be tasted.

#### **Foods Nutrition Ready4Life Challenge (SF 50210)**

##### **Open to 11- to 18-year-olds enrolled in any Foods project**

Exhibits in this category must include the following: a) a physical representation of the career or business product such as a model, prototype or display/portfolio that includes images of accomplished work; b) verbal or written explanations that demonstrate knowledge of the related career or business fields, potential careers, and the appropriate requirements for achievement in those fields. The judging criteria for this class values thoroughness of career and/or business exploration and pursuit above the workmanship of the physical specimen on display.

## **FORESTRY**

Each county may submit 1 entry total from 50212, 50213, 50214; and 1 entry from 50216.

#### **Forests of Fun 1 (SF 50212)**

Exhibit any product or display illustrating an activity from the book. The exhibit may include, but isn't limited to, original works, objects, demonstrations, digital presentations, programs, websites, games, apps, performances, or posters which you have made. Choose whatever method best shows what you've learned. You must furnish any equipment you need for your exhibit. Internet service will not be provided for the exhibit. All exhibits must include something visual, such as a printed copy of a digital presentation, which will remain on display during the exhibition. Electronic equipment will only be used during your personal judging time and will not remain on display during the entire exhibit period.

#### **Forests of Fun 2 (SF 50213)**

Exhibit any product or display illustrating an activity from the book. The exhibit may include, but isn't limited to, original works, objects, demonstrations, digital presentations, programs, websites, games, apps, performances, or posters which you have made. Choose whatever method best shows what you've learned. You must furnish any equipment you need for your exhibit. Internet service will not be provided for the exhibit. All exhibits must include something visual, such as a printed copy of a digital presentation, which will remain on display during the exhibition.

Electronic equipment will only be used during your personal judging time and will not remain on display during the entire exhibit period.

### **Forests of Fun 3 (SF 50214)**

Exhibit any product or display illustrating an activity from the book. The exhibit may include, but isn't limited to, original works, objects, demonstrations, digital presentations, programs, websites, games, apps, performances, or posters which you have made. Choose whatever method best shows what you've learned. You must furnish any equipment you need for your exhibit. Internet service will not be provided for the exhibit. All exhibits must include something visual, such as a printed copy of a digital presentation, which will remain on display during the exhibition. Electronic equipment will only be used during your personal judging time and will not remain on display during the entire exhibit period.

### **Forestry Ready4Life Challenge (SF 50216)**

#### **Open to 11- to 18-year-olds enrolled in any Forestry project.**

Exhibits in this category must include the following: a) a physical representation of the career or business product such as a model, prototype or display/portfolio that includes images of accomplished work; b) verbal or written explanations that demonstrate knowledge of the related career or business fields, potential careers, and the appropriate requirements for achievement in those fields. The judging criteria for this class values thoroughness of career and/or business exploration and pursuit above the workmanship of the physical specimen on display.

## **GEOLOGY**

Each county may submit 3 entries total from 50218, 50219, 50220, 50221, 50222; and 1 entry from 50224.

**Size and number of exhibit cases should relate appropriately to the number of specimens being displayed for a specified class.** Specimens are not limited to Illinois locations. All levels of Geology use the same manual, Geology-Introduction to the Study of the Earth.

### **Pebble Pups 1 (SF 50218)**

Display 8 to 19 rocks and mineral specimens with three minerals in the collection. Collection may include duplications that show variations. Label collection and note where found.

### **Pebble Pups 2 (SF 50219)**

Display at least 20, but no more than 29, rocks and mineral specimens with seven minerals in the collection. Collection may include duplications that show variations. Label collection and note where found.

### **Rock Hounds 1 (SF 50220)**

Display at least 30, but no more than 40, rocks and mineral specimens with ten minerals in the collection. Rocks should include at least three igneous, two metamorphic, and three sedimentary groups. Label collection and note where found.

### **Rock Hounds 2 (SF 50221)**

Display no more than 50 specimens that have been selected to illustrate a specific theme of the exhibitor's choosing. Be creative. Sample categories could include (but are not limited to): industrial minerals and their uses; a specific rock group and the variety that occurs in that group, including some minerals that occur in that environment; select fossils traced through the geologic ages; minerals and their crystal habits; rocks and minerals used in the lapidary arts.

### **Geology Innovation Class (SF 50222)**

#### **Open to youth enrolled in Geology.**

Demonstrate the skills and knowledge you have gained through the Geology project. Exhibit may be the result of knowledge gained from project manuals; independent study about Illinois rock(s) and mineral(s), interaction with geology professionals; and/or individual exploration in the area of geology. The exhibit may include, but isn't limited to, original works, objects, demonstrations, digital presentations, programs, websites, games, apps, performances, or posters which you have made. Choose whatever method best shows what you've learned. Your exhibit should not fit



in the other exhibit options for this project. You must furnish any equipment you need for your exhibit. Internet service will not be provided for the exhibit. All exhibits must include something visual, such as a printed copy of a digital presentation, which will remain on display during the exhibition. Electronic equipment will only be used during your personal judging time and will not remain on display during the entire exhibit period.

### **Geology Ready4Life Challenge (50224)**

#### **Open to 11- to 18-year-olds enrolled in the Geology project.**

Exhibits in this category must include the following: a) a physical representation of the career or business product such as a model, prototype or display/portfolio that includes images of accomplished work; b) verbal or written explanations that demonstrate knowledge of the related career or business fields, potential careers, and the appropriate requirements for achievement in those fields. The judging criteria for this class values thoroughness of career and/or business exploration and pursuit above the workmanship of the physical specimen on display.

## **HEALTH**

Each county may submit 3 entries total from 50226, 50227, 50228, 50229; and 1 entry from 50231.

### **Health 1 (SF 50226)**

Select four First Aid Skills and complete the activities for that section. Bring the project book and be prepared to discuss the completed sections. Exhibit a family first aid kit and be prepared to explain what each item is used for.

### **Health 2 (SF 50227)**

Select four Staying Healthy Skills and complete the activities for that section. Bring the project book and be prepared to discuss the completed sections. Exhibit a “smarts” project as explained in the project manual.

### **Health 3 (SF 50228)**

Select four Keeping Fit Skills and complete the activities for that section. Bring the project book and be prepared to discuss the completed sections. Exhibit a poster or display on one of the Keeping Fit Skills.

### **Health - Your Thoughts Matter – Navigating Mental Health (not eligible for state fair)**

Prepare an exhibit that demonstrates the knowledge and understanding gained through completion of the Your Thoughts Matter Member Project Guide. Exhibit the following 1) a poster or display that highlights activities and knowledge gained as you completed any two of activities 1 – 9 included in the curriculum; AND 2) the item you created in Activity 10 - the flyer, website, video, or other promotional tool that points individuals to the resources you found. To exhibit in this project area, 4-H members must have been involved in a 4-H Your Thoughts Matter SPIN Club experience.

### **Health Innovation Class (SF 50229)**

#### **Open to youth enrolled in Health 1, 2 or 3.**

Demonstrate the skills and knowledge you have gained through the Health project. The exhibit may include, but isn't limited to, original works, objects, demonstrations, digital presentations, programs, websites, games, apps, performances, or posters which you have made. Choose whatever method best shows what you've learned. Your exhibit should not fit in the other exhibit options for this project. You must furnish any equipment you need for your exhibit. Internet service will not be provided for the exhibit. All exhibits must include something visual, such as a printed copy of a digital presentation, which will remain on display during the exhibition. Electronic equipment will only be used during your personal judging time and will not remain on display during the entire exhibit period.

### **Health Ready4Life Challenge (SF 50231)**

#### **Open to 11- to 18-year-olds enrolled in any Health project.**

Exhibits in this category must include the following: a) a physical representation of the career or business product such as a model, prototype or display/portfolio that includes images of accomplished work; b) verbal or written explanations that demonstrate knowledge of the related career or business fields, potential careers, and the appropriate requirements for achievement in those fields. The judging criteria for this class values thoroughness of

career and/or business exploration and pursuit above the workmanship of the physical specimen on display.

## **HORTICULTURE: FLORICULTURE**

Each county may submit 3 entries total from 50192, 50193, 50194, 50195, 50196; and 1 entry from 50198.

### **Floriculture A (SF 50192)**

Exhibit one of the following options:

- Create a flower arrangement, either a round arrangement or a bud vase. No silk flowers are permitted; **OR**
- Create a photo collage or a collection of pictures of flowers that you have raised. Label your flowers by name and tell if you started with a seed, cutting or transplants. Mount pictures on a poster board; **OR**
- Exhibit in one container: 3 stems of blooms - each with attached foliage. Foliage that would go inside the container may be removed. All three blooms or stems should be the same variety, color, shape and size and must have been grown from seed, young seedling plants, bulbs or rhizomes by the exhibitor. (NOTE: Exhibitors choosing lilies should include no more than 2/3 of foliage for their exhibit.)

### **Floriculture B (SF 50193)**

Exhibit one of the following options:

- Display a mixed planter that may include herbs with foliage plants and/or flowering plants. The planter should include three or more kinds of plants. The container exhibit space must not exceed 18"x18".
- Create an artistic display of dried flowers and/or herbs explaining how each was dried; **OR**
- Create a photo collage or collection of pictures of plants from your theme garden. Label your plants by name and explain how the plants were chosen to fit the theme.

### **Floriculture C (SF 50194)**

Exhibit one of the following options:

- Create a terrarium. Selected plants should be started by the exhibitor from cuttings or seeds or as purchased plugs. The terrarium must be cared for by the exhibitor for at least 5 months. Exhibitor should be able to explain the different plant, soil, and environmental needs and watering requirements of a closed system; **OR**
- Exhibit a plant that you propagated from cuttings, layering or division or started from seed. Create a photo board showing the progression of growth. Tips for vegetative propagation of houseplants can be found in the University of Illinois Extension Gardener's Corner ([go.illinois.edu/gardenerscorner](http://go.illinois.edu/gardenerscorner)).

### **Floriculture D (SF 50195)**

Exhibit one of the following options:

- Create a centerpiece around a theme such as a wedding, holiday, birthday, etc. No silk flowers are permitted; **OR**
- Create an exhibit of forced bulbs in a pot.

### **Floriculture Display (SF 50196)**

#### **(Open to youth enrolled in Floriculture A, Floriculture B, Floriculture C, and Floriculture D)**

Present an exhibit of the member's choice that focuses on some aspect of floriculture which does not fit in the categories above. The exhibit may include, but isn't limited to, dish gardens, original works, objects, demonstrations, digital presentations, programs, websites, games, apps, performances, or posters which you have made. Choose whatever method best shows what you've learned. You must furnish any equipment you need for your exhibit. Internet service will not be provided for the exhibit. All exhibits must include something visual, such as a printed copy of a digital presentation, which will remain on display during the exhibition. Electronic equipment will only be used during your personal judging time and will not remain on display during the entire exhibit period.

### **Floriculture Ready4Life Challenge (SF 50198)**

#### **Open to 11- to 18-year-olds enrolled in any Floriculture project.**

Exhibits in this category must include the following: a) a physical representation of the career or business product such as a model, prototype or display/portfolio that includes images of accomplished work; b) verbal or written

explanations that demonstrate knowledge of the related career or business fields, potential careers, and the appropriate requirements for achievement in those fields. The judging criteria for this class values thoroughness of career and/or business exploration and pursuit above the workmanship of the physical specimen on display.

## **HORTICULTURE: VEGETABLE GARDENING**

Each county may submit 3 entries total for 50313, 50314, 50315, 50316; and 1 entry for 50318.

All exhibits must have been grown by the exhibitor as part of their current gardening 4-H project. Exhibitors should be knowledgeable about various aspects of the produce, including but not limited to different varieties, soil testing, fertilizers used, etc. Exhibits should be prepared according to the Illinois Vegetable Garden Guide website: <http://web.extension.illinois.edu/vegguide/>. Waxes and oils may not be used on vegetables or fruits. Any plant infested with insects will be removed from the exhibit area and will not be eligible for champion awards.

### **Herb Display (SF 50313)**

**(Open to youth in Vegetable Gardening A, Vegetable Gardening B, Vegetable Gardening C, and Vegetable Gardening D)**

Herbs should be grown in pots (8" maximum diameter). Categories: Mint, Oregano, Rosemary, Sage, Thyme, and all other herbs. Herbs should be labeled with common and Latin names. Herbs should be in your care for a minimum of three months for state fair exhibits. Remove dead leaves from plants and check that the soil is clear of debris such as dead leaves. In addition to class Champions, Herb Category Grand and Reserve Grand Champions may be selected. When exhibiting herb plants, be sure to grow the plants in the container to be displayed to avoid transplant shock. Exhibits will be evaluated based on cleanliness, uniformity, condition, quality, and trueness to variety. Additional herb resources are located on the project resources section of the Illinois 4-H website.

### **Vegetable Display (SF 50314)**

**(Open to youth in Vegetable Gardening A, Vegetable Gardening B, Vegetable Gardening C, and Vegetable Gardening D)**

1. This class is allowed a 2'6" x 2'6" space for display.
2. Display must include 6 or more different kinds of vegetables. There may not be more than 2 different varieties of any vegetable. For example, red and white potatoes would be classified as two different varieties. Acorn squash and zucchini would be classified as two different vegetables.
3. The number and type of vegetables used must conform to the Vegetable Plate/Basket List.
4. Exhibitors must provide the name and variety of all vegetables used (i.e. Cabbage – Golden Acre; Cucumber, slicing – Straight Eight; Tomatoes, slicing – Rocky Top; Snap Beans – Contender, etc.).

### **Vegetable Plate (SF 50315)**

**(Open to youth in Vegetable Gardening A, Vegetable Gardening B, Vegetable Gardening C, and Vegetable Gardening D)**

1. Exhibit must include 2 single vegetable plates. (Exhibitor will furnish the disposable plates.)
2. Number of vegetables on plates must conform to plate list below.
3. Only one variety on each plate.
4. An exhibitor cannot show two plates of the same type vegetable. (i.e.: Cannot exhibit red *and* white potatoes or zucchini *and* straightneck summer squash.)

### **VEGETABLE PLATE/DISPLAY LIST**

When selecting vegetables for exhibition, keep in mind that the judge will evaluate them on the basis of cleanliness, uniformity, condition, quality, and trueness to variety. *(Lists are provided by UI Extension Horticulturists; Items are listed according to the correct definition of vegetables)*

Asparagus (5 spears)  
Beans, Lima (12 pods)  
Beets (5)

Broccoli (1 head)  
 Brussels sprouts (12 sprouts)  
 Cabbage (1 head)  
 Cauliflower (1 head)  
 Carrots (5)  
 Cucumber, pickling or slicing (5)  
 Eggplant (1)  
 Garlic (5)  
 Kohlrabi (5)  
 Lettuce (1 head or plant)  
 Muskmelon incl. cantaloupe (1)  
 Okra (12)  
 Onions, large, dry (5)  
 Onions, green or set (12)  
 Parsnips (5)  
 Peas, (12 pods)  
 Peppers, large fruited (bell/banana) (5)  
 Peppers, small fruited (chili/cherry) (12)  
 Popcorn (5)  
 Potatoes (any variety) (5)  
 Pumpkin (1)  
 Rhubarb, trimmed stalks (3)  
 Rutabaga (5)  
 Salsify (5)  
 Squash, summer (any variety) (3)  
 Sweet corn, in husks (5)  
 Tomatoes, slicing (5)  
 Tomatoes, small fruited (12)  
 Turnip (5)  
 Watermelon (1)  
 Squash, winter (Acorn, butternut, buttercup, spaghetti, Hubbard, Turks's Turban) (1)  
 Beans, Snap, Green Pod or Golden Wax (12 pods)  
 Greens (collard, endive, escarole, kale, mustard, spinach, Swiss chard) (1 plant)  
 Horseradish Root (1 marketable root specimen harvested this year)

**Vegetable Gardening Display (SF 50316)**

**(Open to youth in Vegetable Gardening A, Vegetable Gardening B, Vegetable Gardening C, Vegetable Gardening D)**

Present an exhibit of the member's choice that focuses on some aspect of vegetable gardening which does not fit in the categories above. The exhibit may include, but isn't limited to, original works, objects, demonstrations, digital presentations, programs, websites, games, apps, performances, or posters which you have made. Choose whatever method best shows what you've learned. You must furnish any equipment you need for your exhibit. Internet service will not be provided for the exhibit. All exhibits must include something visual, such as a printed copy of a digital presentation, which will remain on display during the exhibition. Electronic equipment will only be used during your personal judging time and will not remain on display during the entire exhibit period.

**Vegetable Gardening Ready4Life Challenge (SF 50318)**

**Open to 11- to 18-year-olds enrolled in any Vegetable Gardening project.**

Exhibits in this category must include the following: a) a physical representation of the career or business product such as a model, prototype or display/portfolio that includes images of accomplished work; b) verbal or written explanations that demonstrate knowledge of the related career or business fields, potential careers, and the appropriate requirements for achievement in those fields. The judging criteria for this class values thoroughness of career and/or business exploration and pursuit above the workmanship of the physical specimen on display.

## INTERCULTURAL

Each county may submit 1 individual entry from 50233; 1 individual entry from 50234; 1 individual entry from 50236; 1 club entry from 50235. **Due to space restrictions, exhibits are limited to 2' 6" wide and 15" deep.**

### **Passport to the World, Individual** (SF 50233)

Prepare a display illustrating what you have learned about a country's or U.S. region's geography, economy, agriculture, people, language, housing, culture, music, crafts, clothing, holidays or other aspect. Exhibit should be educational in nature and should not promote one's beliefs over another person's beliefs. The exhibit may include, but isn't limited to, original works, objects, demonstrations, digital presentations, programs, websites, games, apps, performances, or posters which you have made. Choose whatever method best shows what you've learned. You must furnish any equipment you need for your exhibit. Internet service will not be provided for the exhibit. All exhibits must include something visual, such as a printed copy of a digital presentation, which will remain on display during the exhibition. Electronic equipment will only be used during your personal judging time and will not remain on display during the entire exhibit period. Include the project manual with completed sections that pertain to the exhibit information. Due to space restrictions, exhibits are limited to 2' 6" wide and 15" deep.

### **Diversity & Cultural Awareness** (SF 50234)

Create a display or binder portfolio that illustrates the results of a minimum of three (3) completed activities from the project book. Due to space restrictions, exhibits are limited to 2' 6" wide and 15" deep.

### **Intercultural Ready4Life Challenge** (SF 50236)

#### **Open to 11- to 18-year-olds enrolled in any Intercultural project.**

Exhibits in this category must include the following: a) a physical representation of the career or business product such as a model, prototype or display/portfolio that includes images of accomplished work; b) verbal or written explanations that demonstrate knowledge of the related career or business fields, potential careers, and the appropriate requirements for achievement in those fields. The judging criteria for this class values thoroughness of career and/or business exploration and pursuit above the workmanship of the physical specimen on display.

### **Intercultural, Club, Includes *Passport to the World, Diversity & Cultural Awareness, and Latino Cultural Arts Projects*** (SF 50235)

Exhibit a display illustrating the steps that the club has completed on the project selected for the year. Include a written outline or report of accomplishments and future goals. The exhibit may include, but isn't limited to, original works, objects, demonstrations, digital presentations, programs, websites, games, apps, performances, or posters which you have made. Choose whatever method best shows what the club members have learned. You must furnish any equipment you need for your exhibit. Internet service will not be provided for the exhibit. All exhibits must include something visual, such as a printed copy of a digital presentation, which will remain on display during the exhibition. Electronic equipment will only be used during your personal judging time and will not remain on display during the entire exhibit period. The display must be accompanied by 3 or more club exhibitors at the time of the judge's critique. Club members should make a 5- to 10-minute presentation to the judge. All club members present for the judge's critique should be able to discuss the project and answer questions. Only club members present for judging who participate in the actual critique and presentation are eligible for ribbons and premiums. Due to space restrictions, exhibits are limited to 2' 6" wide and 15" deep.

## INTERIOR DESIGN

Each county may submit 2 entries total from 50242, 50243, 50244, 50245; and 1 entry from 50247.

### **Design Decisions, Beginning** (SF 50242)

Any exhibit must have been created or redesigned by the exhibitor as part of their current Interior Design 4-H project. Exhibitors should be knowledgeable about various aspects of the project. Exhibits could include items such as, but not limited to, comparison studies of different products or techniques; made accessories, wall-hangings, window coverings, or furniture items; refinished or redesigned furniture; or a plan to solve some type of interior design problem. Exhibit should be appropriate to the exhibitor's age, skills and ability in this project.

### **Design Decisions, Intermediate (SF 50243)**

Any exhibit must have been created or redesigned by the exhibitor as part of their current Interior Design 4-H project. Exhibitors should be knowledgeable about various aspects of the project. Exhibits could include items such as, but not limited to, comparison studies of different products or techniques; made accessories, wall-hangings, window coverings, or furniture items; refinished or redesigned furniture; or a plan to solve some type of interior design problem. Exhibit should be appropriate to the exhibitor's age, skills and ability in this project.

### **Design Decisions, Advanced (SF 50244)**

Any exhibit must have been created or redesigned by the exhibitor as part of their current Interior Design 4-H project. Exhibitors should be knowledgeable about various aspects of the project. Exhibits could include items such as, but not limited to, comparison studies of different products or techniques; made accessories, wall-hangings, window coverings, or furniture items; refinished or redesigned furniture; or a plan to solve some type of interior design problem. Exhibit should be appropriate to the exhibitor's age, skills and ability in this project.

### **Interior Design Innovation Class (SF 50245)**

#### **Open to enrolled in Interior Design.**

Demonstrate the skills and knowledge you have gained through the Interior Design project. The exhibit may include, but isn't limited to, original works, objects, demonstrations, digital presentations, programs, websites, games, apps, performances, or posters which you have made. Choose whatever method best shows what you've learned. Your exhibit should not fit in the other exhibit options for this project. You must furnish any equipment you need for your exhibit. Internet service will not be provided for the exhibit. All exhibits must include something visual, such as a printed copy of a digital presentation, which will remain on display during the exhibition. Electronic equipment will only be used during your personal judging time and will not remain on display during the entire exhibit period.

### **Interior Design Ready4Life Challenge (SF 50247)**

#### **Open to 11- to 18-year-olds enrolled in the Interior Design project.**

Exhibits in this category must include the following: a) a physical representation of the career or business product such as a model, prototype or display/portfolio that includes images of accomplished work; b) verbal or written explanations that demonstrate knowledge of the related career or business fields, potential careers, and the appropriate requirements for achievement in those fields. The judging criteria for this class values thoroughness of career and/or business exploration and pursuit above the workmanship of the physical specimen on display.

## **LEADERSHIP**

Each county may submit 3 entries total from 50249, 50250, 50251, 50252; 2 entries from 50254; 1 entry from 50255.

### **Leadership 1 (SF 50249)**

Create a binder portfolio with a minimum of four (4) completed activities each year from the areas noted below. Build upon your previous year's work. Photocopies or original pages of the completed activities from the book should be included in the portfolio.

- **First Year** – One activity from each of the following sections: Understanding Self; Communication; and Getting Along with Others, plus one activity of exhibitor's choice from the manual.
- **Second Year** – One activity from each of the following sections: Getting Along with Others; Learning to Learn; and Making Decisions, plus one activity of exhibitor's choice from the manual.
- **Third Year** – One activity from each of the following sections: Making Decisions; Managing; and Working with Groups, plus one activity of exhibitor's choice from the manual.

### **Leadership 2 (SF 50250)**

Building upon your previous work, continue adding to your binder portfolio with a minimum of four (4) completed activities each year from the areas noted below. Photocopies or original pages of the completed activities from the book should be included in the portfolio.

- **First Year** – One activity from each of the following sections: Understanding Self; Communication; and

Getting Along with Others, plus one activity of exhibitor's choice from the manual.

- **Second Year** – One activity from each of the following sections: Getting Along with Others; Learning to Learn; and Making Decisions, plus one activity of exhibitor's choice from the manual.
- **Third Year** – One activity from each of the following sections: Making Decisions; Managing; and Working with Groups, plus one activity of exhibitor's choice from the manual.

### **Leadership 3 (SF 50251)**

Building upon your previous work, continue adding to your binder portfolio with a minimum of four (4) completed activities each year from the areas noted below. Photocopies or original pages of the completed activities from the book should be included in the portfolio.

- **First Year** – One activity from each of the following sections: Understanding Self; Communication; and Getting Along with Others, plus one activity of exhibitor's choice from the manual.
- **Second Year** – One activity from each of the following sections: Getting Along with Others; Learning to Learn; and Making Decisions, plus one activity of exhibitor's choice from the manual.
- **Third Year** – One activity from each of the following sections: Making Decisions; Managing; and Working with Groups, plus one activity of exhibitor's choice from the manual.

### **Leadership Innovation Class (SF 50252)**

#### **Open to youth enrolled in Leadership 1, 2, or 3.**

Demonstrate the skills and knowledge you have gained through the Leadership project. **Your exhibit should not fit in the other exhibit options for this project.** The exhibit may include, but isn't limited to, original works, objects, demonstrations, digital presentations, programs, websites, games, apps, performances, or posters which you have made. Choose whatever method best shows what you've learned. You must furnish any equipment you need for your exhibit. Internet service will not be provided for the exhibit. All exhibits must include something visual, such as a printed copy of a digital presentation, which will remain on display during the exhibition. Electronic equipment will only be used during your personal judging time and will not remain on display during the entire exhibit period.

### **Leadership Ready4Life Challenge (SF 50255)**

#### **Open to 11- to 18-year-olds enrolled in any Leadership project.**

Exhibits in this category must include the following: a) a physical representation of the career or business product such as a model, prototype or display/portfolio that includes images of accomplished work; b) verbal or written explanations that demonstrate knowledge of the related career or business fields, potential careers, and the appropriate requirements for achievement in those fields. The judging criteria for this class values thoroughness of career and/or business exploration and pursuit above the workmanship of the physical specimen on display.

### **Leadership Group Exhibit (SF 50254)**

#### **Open to clubs and groups whose members are enrolled in any Leadership project**

Exhibit a display illustrating how your group has used the Teens As Leaders model effectively in your club, community, school, or state. Leadership activities might include planning, advising, promoting, mentoring, teaching or advocating for change. The exhibit may include, but isn't limited to, original works, objects, demonstrations, digital presentations, programs, websites, games, apps, performances, or posters which you have made. Choose whatever method best shows what you've learned. You must furnish any equipment you need for your exhibit. Internet service will not be provided for the exhibit. All exhibits must include something visual, such as a printed copy of a digital presentation, which will remain on display during the exhibition. Electronic equipment will only be used during your personal judging time and will not remain on display during the entire exhibit period. The display must be accompanied by 3 or more 4-H members at the time of the judge's critique. Club members should make a 5- to 10-minute presentation to the judge. All club members present for the judge's critique should be able to discuss the project and answer questions. Only club members present for judging who participate in the actual critique and presentation are eligible for ribbons and premiums. Due to space limitations, exhibits are limited to 2'6" wide and 15" deep.

## MAKER

Each county may submit 3 entries total from 50400.

Exhibits in this category are designed to be multi-disciplinary in nature, innovative, and must not fit into any other exhibit category. To qualify for this category, your project **MUST** abide by the following guidelines:

- Exhibitors must complete the DIY Make & Build Curriculum, and answer all the questions at the end of each lesson. You must display (or upload if virtual) your answers to these questions, as well as your Maker Log from the DIY Make and Build curriculum.
- Exhibits must be an object or device that has an intended purpose and uses technology in either a mechanical way, digital (computer) way, or combination of the two. Your device or object **cannot** be one of the included activities in the DIY Make and Build Curriculum.
- The device must be something that can be used in everyday life by multiple people (a target audience), and **MUST** be manufactured/built by the exhibitor (If not fully manufactured by the exhibitor, the device **MUST** be modified structurally or be reprogramed to perform a different function other than what it was designed to do).
- Exhibits **MUST** be able to interact with the outside world. (e.g. an on off switch, input sensors, feedback, etc.)
- Exhibits **MUST** include a detailed build log with instructions on how to make or build the exhibit, **AND** contain either a 3D rendering or detailed and labeled sketches of the device/product.
- All parts and software used in the design/build **MUST** be listed in a detailed Bill of Materials including cost per item and total cost. Total time spent on the build must be documented in your build log.

In addition, exhibitors are **HIGHLY** encouraged to use tools such as 3-D printers, laser cutters, routers and/or other hand/power tools to help in the manufacturing process (**NOTE: Simply 3-D printing or laser cutting an object without the other specifications does not qualify as a Maker Project**). It is also **HIGHLY** encouraged that exhibits use Open Source software and/or hardware in the build.

## NATURE: NATURAL RESOURCES AND OUTDOOR ADVENTURES

Each county may submit 3 entries from 50256, 50257, 50258, 50259; 1 entry from 50267.

Electricity and water are **NOT** available for these displays. **NO live animals or reptiles are permitted in these exhibits.**

### **Natural Resources 1** (SF 50256)

Exhibit any item developed from the project book, *Step Into Nature*.

### **Natural Resources 2** (SF 50257)

Exhibit any item developed from the project book, *Explore the Natural World*.

### **Natural Resources 3** (SF 50258)

Exhibit any item developed from the project book, *Blaze the Trail*.

### **Outdoor Adventures 1:** (SF 50259)

Exhibit a display illustrating an activity completed from the project manual.

### **Outdoor Adventures 2** (SF 50259)

Exhibit a display illustrating an activity completed from the project manual.

### **Outdoor Adventures 3** (SF 50259)

Exhibit a display illustrating an activity completed from the project manual.

### **Natural Resources Ready4Life Challenge** (SF 50267)

**Open to 11- to 18-year-olds enrolled in any Natural Resources and Outdoor Adventures project.**

Exhibits in this category must include the following: a) a physical representation of the career or business product



such as a model, prototype or display/portfolio that includes images of accomplished work; b) verbal or written explanations that demonstrate knowledge of the related career or business fields, potential careers, and the appropriate requirements for achievement in those fields. The judging criteria for this class values thoroughness of career and/or business exploration and pursuit above the workmanship of the physical specimen on display.

## **NATURE: FISHING AND WILDLIFE**

Each county may submit 3 entries total from 50260, 50261, 50262, 50266, 50263, 50265; and 1 entry from 50291.

### **Sportsfishing 1 (SF 50260)**

Exhibit a product or display made to complete an activity in the *Take the Bait* project manual. This could include, but is not limited to, displays on: different types of fishing tackle, identifying different baits and their uses (no actual bait, please) or identifying the anatomy of a fish. For safety reasons, lures must be placed in a plastic case.

### **Sportsfishing 2 (SF 50261)**

Exhibit a product or display made to complete an activity in the *Reel in the Fun* project manual. This could include, but is not limited to, displays on: different types of knots or rigs and their use; a collection of fishing lures, labeled with their use; or information on preparing and cooking fish (not recipes). For safety reasons, lures must be placed in a plastic case.

### **Sportsfishing 3 (SF 50262)**

Exhibit a product or display made to complete an activity in the *Cast into the Future* project manual. This could include, but is not limited to, displays on: making artificial flies and lures; researching effects of water temperature; sportsfishing careers; or identifying insects that fish eat. For safety reasons, lures must be placed in a plastic case.

### **Wildlife 1 (SF 50266)**

Exhibit any activity developed from the project manual. Be able to explain the importance of and concept behind the exhibit.

### **Wildlife 2 (SF 50263)**

Exhibit any activity developed from the project manual. (Ex. Create a display of the life history of an animal.) Within the exhibit, explain the importance of and concept behind the exhibit.

### **Wildlife 3 (SF 50265)**

Exhibit any activity developed from the project manual. Be able to explain the importance of and concept behind the exhibit.

### **Fishing & Wildlife Ready4Life Challenge (SF 50291)**

#### **Open to 11- to 18-year-olds enrolled in any Fishing or Wildlife project.**

Exhibits in this category must include the following: a) a physical representation of the career or business product such as a model, prototype or display/portfolio that includes images of accomplished work; b) verbal or written explanations that demonstrate knowledge of the related career or business fields, potential careers, and the appropriate requirements for achievement in those fields. The judging criteria for this class values thoroughness of career and/or business exploration and pursuit above the workmanship of the physical specimen on display.

#### **Exploring Your Environment 1 (not eligible for state fair)**

Prepare a display or poster that illustrates an activity from the project manual. The display should demonstrate an understanding of natural and/or manmade environments, how humans affect the environment, or how the environment affects our lives. Include your project manual that documents activity recordkeeping, your answers to activity questions, and details personal thoughts and ideas.

#### **Exploring Your Environment 2 (not eligible for state fair)**

Prepare a display or poster that illustrates an activity from the project manual. The display should demonstrate an

understanding of one of the following: stewardship of natural resources, investigating greenhouse effects on living organisms, methods of reducing or managing waste in your home or community, or calculating your ecological footprint. Include your project manual that documents activity recordkeeping, your answers to activity questions, and details personal thoughts and ideas.

## PHOTOGRAPHY

Each county may submit 3 entries total from 50268, 50269, 50270, 50271, 50272; and 1 entry from 50274.

ALL photos in exhibits must have been taken by the exhibitor. Photo/Model releases from individuals pictured in the exhibitor's photographs are required unless the photograph is of a group in a public place where identification would not be an issue. The release can be obtained at: <https://4h.extension.illinois.edu/members/projects/photography>. Photos may be taken with a camera, an electronic tablet (i.e. iPad), or a cell phone.

ALL photos must be accompanied by details of the camera settings that include:

- a) Camera/device used
- b) Aperture (F-stop)
- c) Exposure time (shutter speed)
- d) ISO (film/sensor sensitivity)
- e) Lighting used (flash, artificial, sunlight, other)
- f) Lens Filters (Ultra-Violet, Polarizing, etc) if used.

Additional details required for Photo Editing ONLY:

- g) Photo editing software/application used (required for ALL edits and retouches except for cropping)
- h) Filters used (lens filters and or digital/software filters)

Members are allowed to shoot on a camera's automatic setting, but should be able to find the metadata information on the photo to discuss the information above.

The exhibition size requirements for all photographs will be:

Minimum image size: 5" x 7"

Maximum image size: 8" x 10"

Maximum exhibit size (including frame): 18" x 20"

All exhibitors must include unframed (taped to the back of the framed exhibit or attached to the project booklet) **original or un-edited** versions of either the same subject or the examples of the same technique that the framed image represents. This will assist the judge in understanding the choices made by the photographer to build the exhibited composition.

**NOTE:** Images taken with devices that apply an automatic filter will not be eligible for award.

### Photography 1 (SF 50268)

Exhibit one framed photo which demonstrates your understanding of a technique you learned from your Photography 1 project manual. No photo editing is allowed in this class except cropping and red eye removal. Be prepared to show the page in the manual of the technique you are demonstrating.

### Photography 2 (SF 50269)

Exhibit one of the options listed below:

- Exhibit one framed 8" x 10" close-up photograph using the skills learned on page 62-63 (section: Bits and Pieces) of the project manual titled Controlling the Image. No photo editing is allowed in this class except cropping and red eye removal; **OR**
- Exhibit one framed 8" x 10" photo which demonstrate your understanding of a technique you learned from your Photography 2 project manual. No photo editing is allowed in this class except cropping and red eye removal. Be prepared to show the page in the manual of the technique you are demonstrating.

### **Photography 3 (SF 50270)**

Exhibit one of the options listed below:

- Exhibit one framed 8" x 10" still-life photo that demonstrates good composition, including color, form, texture, lighting and depth of field. No photo editing is allowed in this class except cropping and red eye removal; **OR**
- Exhibit one framed 8" x 10" photo which demonstrates your understanding of a technique you learned from your Photography 3 project manual. No photo editing is allowed in this class except cropping and red eye removal. Be prepared to show the page in the manual of the technique you are demonstrating.

### **Photo Editing (SF 50271)**

**Open to members in Photography 1, Photography 2, and Photography 3.**

Exhibit one framed 8" x 10" photo that has been altered using digital photo-editing techniques (beyond cropping and red-eye reduction). Include a print of the original photo(s), taped to the back of the photo frame. Photos in which an automatic filter was applied at the time the photograph was taken will not be eligible for award.

### **Photography Innovation Class: (SF 50272)**

**Open to youth enrolled in Photography 1, 2, and 3.**

Demonstrate the skills and knowledge you have gained through the Photography project. **Your exhibit should not fit in the other exhibit options for this project.** The exhibit may include, but isn't limited to, original works, objects, demonstrations, digital presentations, programs, websites, games, apps, performances, or posters which you have made. Choose whatever method best shows what you've learned. You must furnish any equipment you need for your exhibit. Internet service will not be provided for the exhibit. Electronic equipment will only be used during your personal judging time and will not remain on display during the entire exhibit period. All exhibits must include one framed photo illustrative of the work you are presenting.

### **Photography Ready4Life Challenge (SF 50274)**

**Open to 11- to 18-year-olds enrolled in any Photography project**

Exhibits in this category must include the following: a) a physical representation of the career or business product such as a model, prototype or display/portfolio that includes images of accomplished work; b) verbal or written explanations that demonstrate knowledge of the related career or business fields, potential careers, and the appropriate requirements for achievement in those fields. The judging criteria for this class values thoroughness of career and/or business exploration and pursuit above the workmanship of the physical specimen on display.

## **PLANTS & SOILS**

### **Plants & Soils 1 (not eligible for state fair)**

Prepare a display or poster that illustrates an activity from the project manual. The display should demonstrate an understanding of environmental and internal factors that affect plant growth and the function and characteristics of soil. Include your project journal that documents activity recordkeeping requirements, answers activity questions, and details personal thoughts and ideas.

### **Plants & Soils 2 (not eligible for state fair)**

Prepare a display or poster that illustrates an activity from the project manual. The display should demonstrate an understanding of the composition of plants, the functions of individual plant parts, plant life cycles, and the many ways plants reproduce. Include your project journal that documents activity recordkeeping, answers activity questions, and details personal thoughts and ideas.

### **Plants & Soils 3 (not eligible for state fair)**

Prepare a display or poster that illustrates an activity from the project manual. The display should demonstrate an understanding of the relationship between soil and other cycles found in nature. Displays should also provide an example of a leadership or service-learning experience focused on environmental stewardship. Include your project journal that documents activity recordkeeping requirements, answers activity questions, and details personal

thoughts and ideas.

**Plants & Soils Ready4Life Challenge** (not eligible for state fair)

**Open to 11- to 18-year-olds enrolled in any Plants & Soils project.**

Exhibits in this category must include the following: a) a physical representation of the career or business product such as a model, prototype or display/portfolio that includes images of accomplished work; b) verbal or written explanations that demonstrate knowledge of the related career or business fields, potential careers, and the appropriate requirements for achievement in those fields. The judging criteria for this class values thoroughness of career and/or business exploration and pursuit above the workmanship of the physical specimen on display.

## ROBOTICS

Each county may submit 3 entries total from 50285, 50286, 50288, 50289, 50292; and 1 from 50293.

**NOTE:** If applicable for their class and display, exhibitors must bring their own computers for demonstration purposes; computers will not be provided. Internet access will not be available.

- Exhibits in classes Robotics 1: Beginning, 50285, and 50286 are designed to be used with LEGO Mindstorms (NXT or EV3).
- Any other programmable robot kit such as Arduino or Raspberry Pi, should be exhibited in Robotics Innovation/Open Source Class (50292).

**Robotics 1: Beginning:** (not eligible for state fair)

Exhibitors should complete Activities 1-6 in the Robotics 1 with EV3 project book. Exhibitors will design, build and program a robot that can autonomously follow a predetermined path that changes direction at least 4 times during a single run. They will bring their project book, their program code (on laptop or on paper), and a single page write up to share what they learned about the engineering design process and programming.

**Robotics 1: Intermediate:** (SF 50285)

Exhibitors should complete Activities 7-12 in the Robotics 1 with EV3 project book. Exhibitors will design, build and program a robot that uses at least one sensor to autonomously follow a path, respond to and/or avoid obstacles. Exhibitors in this class must use at least one sensor in their robot design. They will bring their project book, their program code (on laptop or on paper), and a short journal sharing what they learned about the engineering design process and programming throughout their work in the project and specifically while preparing the exhibit.

**Robotics 2:** (SF 50286)

Exhibitors should complete Activities 1-7 in the Robotics 2 EV3N More project book. Exhibitors will design, build and program a robot that uses sensors and programming to complete one of the challenges provided after registration. They will bring their project book, their program code (on laptop or on paper), and a short journal sharing changes they made to the robot and/or program along the way, and to describe their experience with completing the challenge.

**Robotics Innovation Open Source Class** (SF 50292)

**Open to youth enrolled in Robotics 3, but may also include youth in Robotics 1 or 2 if the exhibits meets the guidelines.**

Exhibit an original robot, either homemade or a kit that does not fall under Robotics 1 or 2 that can complete a task using MULTIPLE sensors. If a robot kit is used, then some parts of the robot must be built using other components such as wood, plastic or metal. The robot can include any types of motors, pneumatics or sensors. The Innovation class can also be used for LEGO Mindstorms or VEX kits where the exhibit does not fall under Robotics 1 or 2 exhibit option. Autonomous control of the robot may also be achieved using an "open source" platform such as Arduino or Raspberry Pi and can be programmed using a coding language that is publicly available. Exhibitors in Robotics Innovation/Open Source class must bring a detailed engineering notebook that describes how the exhibitor designed, built and programmed the exhibit.

### **Junk Drawer Robotics**

All exhibits should be original designs made with everyday objects and materials. Exhibits with purchased kits will not be accepted. Exhibitors are also required to bring their Junk Drawer Robotics Youth Robotics Notebook with the sections completed for the project they are exhibiting, including the sections leading up to the activity they are exhibiting. For example, if a youth is bringing Activity E from Junk Drawer Level 1, they should have robotics notebook sections A-E completed.

#### **Junk Drawer Robotics 1** (not eligible for state fair)

Exhibit any item from the “To Make” activity from the Junk Drawer Robotics Level 1 Book. Be sure all robotics notebook sections within the module being exhibited are filled in.

#### **Junk Drawer Robotics 2** (SF 50288)

Exhibit any item from the “To Make” activity from the Junk Drawer Robotics Level 2 Book. Be sure all robotics notebook sections within the module being exhibited are filled in.

#### **Junk Drawer Robotics 3** (SF 50289)

Exhibit any item from the “To Make” activity from the Junk Drawer Robotics Level 3 Book. Be sure all robotics notebook sections within the module being exhibited are filled in.

#### **Robotics Ready4Life Challenge** (SF 50293)

##### **Open to 11- to 18-year-olds enrolled in any Robotics project**

Exhibits in this category must include the following: a) a physical representation of the career or business product such as a model, prototype or display/portfolio that includes images of accomplished work; b) verbal or written explanations that demonstrate knowledge of the related career or business fields, potential careers, and the appropriate requirements for achievement in those fields. The judging criteria for this class values thoroughness of career and/or business exploration and pursuit above the workmanship of the physical specimen on display.

## **SMALL ENGINES**

Each county may submit 1 entry total for 50294; and 1 entry for 50297.

Small Engine displays must be no larger than 4' x 4' display board. Exhibits must be portable. No complete engines, lawn tractors, tillers, chainsaws, etc. are permitted for display. No electrical power is available for displays/exhibits.

#### **Small Engines 1** (SF 50294)

Exhibit a display, selecting one of the following items:

- **Ignition System:** Identify the parts of the ignition system and explain how magnetic energy is produced through the ignition system to ignite the spark plug; **OR**
- **Compression System:** Explain how heat energy is produced by an engine and converted into mechanical energy; **OR**
- **Heat Transfer:** Explain how heat is transferred through the cooling and lubrication system of an air-cooled or water-cooled engine; **OR**
- **Filter Maintenance:** Explain the proper maintenance and cleaning of the air, fuel and oil filters of an engine; **OR**
- **What does a serial number reveal?:** Explain the various information that can be learned from the serial number or identification number stamped on the shroud of a Briggs & Stratton engine; **OR**
- **Tools to do the job:** Identify and explain the function(s) of different specialty tools needed for small engine work; **OR**
- **Experimentation:** Explain through illustration an experiment you conducted from the project manual showing the results of your work.

#### **Small Engines 2** (SF 50294)

Exhibit a display, selecting one of the following items:

- **Ignition System:** Identify the parts of the ignition system and explain how magnetic energy is produced through the ignition system to ignite the spark plug; **OR**
- **Compression System:** Explain how heat energy is produced by an engine and converted into mechanical energy; **OR**
- **Heat Transfer:** Explain how heat is transferred through the cooling and lubrication system of an air-cooled or water-cooled engine; **OR**
- **Filter Maintenance:** Explain the proper maintenance and cleaning of the air, fuel and oil filters of an engine; **OR**
- **What does a serial number reveal?:** Explain the various information that can be learned from the serial number or identification number stamped on the shroud of a Briggs & Stratton engine; **OR**
- **Tools to do the job:** Identify and explain the function(s) of different specialty tools needed for small engine work; **OR**
- **Experimentation:** Explain through illustration an experiment you conducted from the project manual showing the results of your work.

### **Small Engines 3 (SF 50294)**

Exhibit a display, selecting one of the following items:

- **Ignition System:** Identify the parts of the ignition system and explain how magnetic energy is produced through the ignition system to ignite the spark plug; **OR**
- **Compression System:** Explain how heat energy is produced by an engine and converted into mechanical energy; **OR**
- **Heat Transfer:** Explain how heat is transferred through the cooling and lubrication system of an air-cooled or water-cooled engine; **OR**
- **Filter Maintenance:** Explain the proper maintenance and cleaning of the air, fuel and oil filters of an engine; **OR**
- **What does a serial number reveal?:** Explain the various information that can be learned from the serial number or identification number stamped on the shroud of a Briggs & Stratton engine; **OR**
- **Tools to do the job:** Identify and explain the function(s) of different specialty tools needed for small engine work; **OR**
- **Experimentation:** Explain through illustration an experiment you conducted from the project manual showing the results of your work.

### **Small Engines Ready4Life Challenge (SF 50297)**

**Open to 11- to 18-year-olds enrolled in any Small Engines project.**

Exhibits in this category must include the following: a) a physical representation of the career or business product such as a model, prototype or display/portfolio that includes images of accomplished work; b) verbal or written explanations that demonstrate knowledge of the related career or business fields, potential careers, and the appropriate requirements for achievement in those fields. The judging criteria for this class values thoroughness of career and/or business exploration and pursuit above the workmanship of the physical specimen on display.

## **SMALL PETS**

**For youth enrolled in Small Pets 1, Small Pets 2, Small Pets 3, or Guinea Pigs**

Each county may submit 2 entries total from 50135; and 1 entry from 50137.

See **Animal Science pg. 6 (SF 50135)**

## **TECHNOLOGIES**

**3-D PRINTING & DESIGN:** Choose one of the following classes based on your interest and skill level.

**3-D Design Beginner** (not eligible for State Fair)

No 3-D Printer or 3-D printed object is required for this exhibit. Exhibit a simple 3-D rendered design using Computer Aided Design (CAD) Software such as Tinker CAD or Inventor. The design must be an object that performs a specific

task, and it may not be based on already existing 3-D models. It must be able to be 3-D printed. Any CAD software can be used, but files must be in .STL format. Bring your design on a flash drive to be viewed for judging. Exhibits in this class may not have multiple parts, doors, hinges, or any sort of mechanics.

Exhibitors are expected to use the engineering design process to complete their designs. This process is important to the outcomes and exhibitors must keep a log outlining the step-by-step notes, sketches, and documentation from throughout the design process. The logbook should define the problem that is being solved/use of the object and describe in detail each step of the Engineering Design Process taken during the creation of the invention.

### **3-D Design Advanced** (not eligible for State Fair)

Exhibitors are expected to go above and beyond those expectations set in 3-D Design Beginner. No 3-D Printer or 3-D printed object is required for this exhibit. Exhibit a complex 3-D rendered design using Computer Aided Design (CAD) Software such as Tinker CAD or Inventor. The design must be an object that performs a specific task, and it may not be based on already existing 3-D models. It must be able to be 3-D printed. Any CAD software can be used, but files must be in .STL format. Bring your design on a flash drive to be viewed for judging. Exhibits in this class MUST not have multiple parts, doors, hinges or some sort of mechanistic feature to accomplish a specific task.

Exhibitors are expected to use the engineering design process to complete their designs. This process is important to the outcomes and exhibitors must keep a log outlining the step-by-step notes, sketches, and documentation from throughout the design process. The logbook should define the problem that is being solved/use of the object and describe in detail each step of the Engineering Design Process taken during the creation of the invention.

### **3-D Printing Beginner** (not eligible for State Fair)

Exhibit a simple 3-D printed object designed using Computer Aided Design (CAD) Software such as Tinker CAD or Inventor. The 3-D printed object must perform a specific task, and it may not be based on already existing 3-D models. It must be 3-D printed using ONLY A COMMERCIALY AVAILABLE HOME/DESKTOP 3-D PRINTER. In addition, original design files must accompany each exhibit. These files must be in .STL format. Bring your design on a flash drive to be viewed for judging. Exhibits in this class may not have multiple parts, doors, hinges or any sort of mechanics.

Exhibitors are expected to use the engineering design process to complete their designs. This process is important to the outcomes and exhibitors must keep a log outlining the step-by-step notes, sketches, and documentation from throughout the design and print process. The logbook should define the problem that is being solved/use of the object and describe in detail each step of the Engineering Design Process taken during the creation of the invention.

### **3-D Printing Advanced** (not eligible for State Fair)

Exhibitors are expected to go above and beyond those expectations set in 3-D Printing beginner. Exhibit a Complex 3-D printed object designed using Computer Aided Design (CAD) software such as Tinker CAD or Inventor. The 3-D print must be an object that performs a specific task, and it may not be based on already existing 3-D models. Exhibits in this class MUST have multiple parts, doors, hinges or some sort of mechanical feature. It must be 3-D printed using ONLY A COMMERCIALY AVAILABLE HOME/DESKTOP 3-D PRINTER. In addition, original design files must accompany each exhibit. These files must be in .STL format. Bring your design on a flash drive to be viewed for judging.

Exhibitors are expected to use the engineering design process to complete their designs. This process is important to the outcomes and exhibitors must keep a log outlining the step-by-step notes, sketches, and documentation from throughout the design and print process. The logbook should define the problem that is being solved/use of the object and describe in detail each step of the Engineering Design Process taken during the creation of the invention.

### **3-D Printing & Design Ready4Life Challenge** (not eligible for State Fair)

#### **Open to 11- to 18-year-olds enrolled in any 3-D project**

Exhibits in this category must include the following: a) a physical representation of the career or business product such as a model, prototype or display/portfolio that includes images of accomplished work; b) verbal or written explanations that demonstrate knowledge of the related career or business fields, potential careers, and the appropriate requirements for achievement in those fields. The judging criteria for this class values thoroughness of

career and/or business exploration and pursuit above the workmanship of the physical specimen on display.

## **THEATRE ARTS**

Each county may submit 3 entries total for 50299, 50301, 50302; and 1 entry for 50304.

### **Theatre Arts 1 (SF 50299)**

Exhibit one of the following items:

- Portfolio of acting activities completed during the current year (A video of performances is not considered a portfolio and will not be accepted for exhibit.); **OR**
- Display illustrating a drawing/photograph of a clown character created by the exhibitor; **OR**
- Display illustrating a picture story developed by the exhibitor.

### **Theatre Arts 3 (SF 50301)**

Exhibit one of the following items:

- Portfolio of activities for set design; make-up; or sound, props, or costuming completed during the current year; **OR**
- Display that includes sound, props and costume charts appropriate for a selected scene from a story or play (limited to no more than 8 items); **OR**
- Display a scenic design model to depict a scene from a script; **OR**
- Display illustrating a character with make-up drawn or colored in. Include a photograph of a person wearing the make-up and information on the character's personality or part in the play.

### **Theatre Arts Innovation Class (SF 50302)**

#### **Open to youth enrolled in Theatre Arts.**

Demonstrate the skills and knowledge you have gained through Theatre Arts project. The exhibit may include, but isn't limited to, original works, objects, demonstrations, digital presentations, programs, websites, games, apps, performances, or posters which you have made. Choose whatever method best shows what you've learned. Your exhibit should not fit in the other exhibit options for this project. You must furnish any equipment you need for your exhibit. Internet service will not be provided for the exhibit. All exhibits must include something visual, such as a printed copy of a digital presentation, which will remain on display during the exhibition. Electronic equipment will only be used during your personal judging time and will not remain on display during the entire exhibit period.

### **Theatre Arts Ready4Life Challenge (SF 50304)**

#### **Open to 11- to 18-year-olds enrolled in any Theatre project**

Exhibits in this category must include the following: a) a physical representation of the career or business product such as a model, prototype or display/portfolio that includes images of accomplished work; b) verbal or written explanations that demonstrate knowledge of the related career or business fields, potential careers, and the appropriate requirements for achievement in those fields. The judging criteria for this class values thoroughness of career and/or business exploration and pursuit above the workmanship of the physical specimen on display.

## **TRACTOR**

Each county may submit 2 entries total for 50306, 50307, 50308, 50309, 50310; and 1 entry for 50312.

### **Tractor A (SF 50306)**

Exhibit a display or poster that illustrates one of the following topics: tractor safety; care and maintenance; the tractor as a valuable farm machine; or an activity listed in the 4-H project manual.

### **Tractor B (SF 50307)**

Exhibit a display or poster that illustrates one of the following topics: cause and prevention of rollovers; diagram how an air cleaner works; diagram and identify an engine cooling system; regulations for battery & oil disposal; or another activity listed in the 4-H project manual.



**Tractor C (SF 50308)**

Exhibit a display or poster that illustrates one of the following topics: wagon and bin hazards; diagram and identify open and closed hydraulic systems; mower types and safety features; conveyor types and safety features; or another activity listed in the 4-H project manual.

**Tractor D (SF 50309)**

Exhibit a display or poster that illustrates one of the following topics: method of winterizing a tractor; chemical uses and required safety equipment; parts and process of internal combustion engine; procedure for cleaning and flushing tractor radiator; or another activity.

**Tractor Innovation Class (SF 50310)****Open to youth enrolled in Tractor A, B, C or D.**

Demonstrate the skills and knowledge you have gained through the Tractor project. This could be related to, but not limited to, advancements in technology, enhancements to crop production, or a topic of interest to the member related to tractors or farm machinery. The exhibit may include, but isn't limited to, original works, objects, demonstrations, digital presentations, programs, websites, games, apps, performances, or posters which you have made. Choose whatever method best shows what you've learned. Your exhibit should not fit in the other exhibit options for this project. You must furnish any equipment you need for your exhibit. Internet service will not be provided for the exhibit. All exhibits must include something visual, such as a printed copy of a digital presentation, which will remain on display during the exhibition. Electronic equipment will only be used during your personal judging time and will not remain on display during the entire exhibit period.

**Tractor Ready4Life Challenge (SF 50312)****Open to 11- to 18-year-olds enrolled in any Tractor project**

Exhibits in this category must include the following: a) a physical representation of the career or business product such as a model, prototype or display/portfolio that includes images of accomplished work; b) verbal or written explanations that demonstrate knowledge of the related career or business fields, potential careers, and the appropriate requirements for achievement in those fields. The judging criteria for this class values thoroughness of career and/or business exploration and pursuit above the workmanship of the physical specimen on display.

## VETERINARY SCIENCE

Each county may submit 1 entry total from 50320; and 1 entry from 50322.

**Veterinary Science (SF 50320)****(Open to youth in Veterinary Science 1, Veterinary Science 2, and Veterinary Science 3)**

Prepare a display focusing on any activity related to the veterinary science project. The exhibit may include, but isn't limited to, original works, objects, demonstrations, digital presentations, programs, websites, games, apps, performances, or posters which you have made. Choose whatever method best shows what you've learned. You must furnish any equipment you need for your exhibit. Internet service will not be provided for the exhibit. All exhibits must include something visual, such as a printed copy of a digital presentation, which will remain on display during the exhibition. Electronic equipment will only be used during your personal judging time and will not remain on display during the entire exhibit period. Live animals are not permitted as exhibits in this area. For safety reasons, exhibits cannot include glass, syringes with needles or any other sharp objects. Exhibits may include activities from Veterinary Science projects OR from any other Animal project area.

**Veterinary Science Ready4Life Challenge (SF 50322)****Open to 11- to 18-year-olds enrolled in any Veterinary Science project**

Exhibits in this category must include the following: a) a physical representation of the career or business product such as a model, prototype or display/portfolio that includes images of accomplished work; b) verbal or written explanations that demonstrate knowledge of the related career or business fields, potential careers, and the appropriate requirements for achievement in those fields. The judging criteria for this class values thoroughness of

career and/or business exploration and pursuit above the workmanship of the physical specimen on display.

## VIDEO/FILMMAKING

Each county may submit 3 entries total from 50324, 50325, 50326, 50327, 50328; and 1 entry from 50330. Enrollment in the Video project is required to exhibit in the classes in this section.

**All Exhibitors must bring their video to be judged on a USB flash drive and saved in .MP4 format.** Exhibitors are encouraged to post their video on YouTube.com in advance of State Fair. Exhibitors may choose whether to make the video “public, unlisted” (someone must have the link to view it), or “private” (only people you choose may view it). This will allow fairgoers to view the exhibits on display. There will be monitors at the exhibit table for viewing videos so exhibitors will NOT need to bring a laptop or device for viewing.

### **Requirements that apply to ALL video classes:**

Video submissions should be no longer than five (5) minutes in length (unless noted differently in class description). Videos are to be original and a result of the member’s current year’s work. Criteria for judging shall include: (1) Evidence of story line; (2) Use of camera angles; (3) Use of zooming techniques; and (4) Smoothness of scene changes. Image and sound quality will be considered in relation to equipment available to and used by exhibitor. All videos should comply with copyright regulations and display an image that is appropriate for 4-H audiences. No time or date should be imprinted on the video footage. All videos should include an opening title screen, as well as closing credits which include date of production, name of video exhibitor and research sources if appropriate. **All Video/Filmmaking exhibitors must include a printed copy of materials which will remain on display.**

### **Commercial or Promotional Video (SF 50324)**

Prepare a short video (30 seconds to 1 minute in length) that promotes an event, advertises a specific project/product, or is a public service announcement. The video should demonstrate skills in making and editing video.

### **Animated Video (SF 50325)**

Video in this class should represent creative animation of original artwork created by the exhibitor and may include stop motion techniques. Media might include images created with graphics software or hand-drawn images.

### **Documentary (SF 50326)**

Video in this class should represent a research-based investigation into a topic of choice. Video credits should list research sources and may include paper or electronically published materials, as well as interviews with experts or constituents related to the topic of investigation.

### **Short Story or Short Narrative (SF 50327)**

Prepare a short video that tells a story. The video should demonstrate skills in making and editing video.

### **Video/Filmmaking Innovation Class (SF 50328)**

#### **Open to youth enrolled in Video/Filmmaking**

Demonstrate the skills and knowledge you have gained through the Video project. **Your exhibit should not fit in the other exhibit options for this project.** The exhibit may include, but isn’t limited to, original works, objects, demonstrations, digital presentations, programs, websites, games, apps, performances, or posters which you have made. Choose whatever method best shows what you’ve learned. You must furnish any equipment you need for your exhibit. Internet service will not be provided for the exhibit. All exhibits must include something visual, such as a printed copy of a digital presentation, which will remain on display during the exhibition. Electronic equipment will only be used during your personal judging time and will not remain on display during the entire exhibit period.

### **Video/Film Ready4Life Challenge (SF 50330)**

#### **Open to 11- to 18-year-olds enrolled in any Video/Film project.**

Exhibits in this category must include the following: a) a physical representation of the career or business product

such as a model, prototype or display/portfolio that includes images of accomplished work; b) verbal or written explanations that demonstrate knowledge of the related career or business fields, potential careers, and the appropriate requirements for achievement in those fields. The judging criteria for this class values thoroughness of career and/or business exploration and pursuit above the workmanship of the physical specimen on display.

## **VISUAL ARTS**

**Each county may submit one entry from these projects:**

- Food/Cake Decorating (1 total from 50332, 50333, 50334, 50335)
- Chalk/Carbon/Pigment on wood, metal or textiles (Division B) 50352
- Clay 50337
- Computer-Generated Art 50338
- Fiber 50339
- Fiber Non-Original Ages 8-10 Only 50350
- Glass/Plastic 50340
- Heritage Arts 50341
- Leather 50321
- Metal 50342
- Nature 50343
- Paper 50344
- Three-Dimensional Design/Mixed Media 50348
- Wood 50349
- Ready4Life 50351

**Each county may submit two entries from:**

- Chalk/Carbon/Pigment on canvas, paper or glass (Division A) 50336
- Scrapbooking (2 total from 50345, 50346, 50347)

Exhibitors must be enrolled in the Visual Arts project category in which they are exhibiting. Exhibitors are encouraged to date the project when it is made. All visual arts exhibits are evaluated using a visual arts rubric which takes into account correct use of design elements; craftsmanship; and creativity.

Articles exhibited must be an original design created by the exhibitor (except in heritage arts which may follow a pattern AND Fiber-Non Original Ages 8-10 ONLY). Copyrighted or trademarked designs are not acceptable; this includes Team or School logos. Kits and preformed molds are not considered original and are not acceptable in any Visual Arts Class. Combining parts of different patterns (pictures, photographs, images from the internet or a magazine) with the member's own ideas can result in an original design, but simply changing the color, pattern and/or size of a pattern does NOT make the design original. This also applies for ideas found on a site such as Pinterest. If you see something on Pinterest that you like, create something different using the concept, however, it MUST NOT look exactly like something the judge can search for and find on the internet. The exhibit must combine parts of different patterns and/or ideas with the concepts of the member, however changing the color or changing the size of the item or pattern used does NOT make it original. If you create a replica of what you see somewhere else, it is not your original design. If a photo, sketch, or other idea source was used, submit it with your entry, firmly attached to your exhibit. Be prepared to explain how and where you got the idea for this project.

Members wishing to exhibit a quilt made from a pattern may enter it in Heritage Arts. Quilts exhibited in the Visual Arts – Heritage Arts area will be evaluated using a visual arts rubric which takes into account correct use of design elements; craftsmanship; and creativity. All work on the quilt MUST be completed by the 4-H member. You cannot exhibit a quilt that was quilted by someone else.

**Visual Arts Food/Cake Decorating Beginning (SF 50332)**

**Exhibit one of the following:**

- Exhibit four decorated cookies, using a minimum of four different techniques. Exhibit may use cookies OR cookie forms.

- Exhibit four decorated cupcakes, using a minimum of four different techniques. Exhibit may use cupcakes OR cupcake forms.
- Exhibit a single layer decorated cake, using a minimum of four different techniques. Exhibit may use cake OR cake form.

**Visual Arts Food/Cake Decorating Intermediate (SF 50333)**

**Exhibit one of the following:**

- Exhibit four decorated cookies, using a minimum of five Level 2 techniques. Exhibit may use cookies OR cookie forms.
- Exhibit four decorated cupcakes, using a minimum of five Level 2 techniques. Exhibit may use cupcakes OR cupcake forms.
- Exhibit a single layer or two-layer cakes, using a minimum of five Level 2 techniques. Exhibit may use cake OR cake forms.

**Visual Arts Food/Cake Decorating Advanced (SF 50334)**

- Exhibit a decorated, stacked or multi-layer cake; or a tiered cake, using a minimum of four Level 3 techniques. Exhibit may use cake OR cake forms.

**Visual Arts Food/Cake Decorating Master (SF 50335)**

Exhibit to include a one-page written description of your project, including goals, plans, accomplishments, and evaluation of results. Include up to four pictures of your accomplishments **AND** exhibit an original design decorated cake using more than five techniques. Exhibit may use cake OR cake forms.

**Visual Arts Chalk/Carbon/Pigment**

Enter the division based on the type of material on which the art was created.

**Division A: Canvas, Paper, Glass (SF 50336)**

Any original artwork done with pencils, chalk, pens, ink, paint, charcoal, dyes, etc. on canvas, paper, or glass. This would include all painting, sketching, drawing, cartooning, original non-computer generated graphics, printing, etc. Painted and/or glazed pre-formed ceramics and painted porcelain dolls are not eligible for State Fair exhibit. Drawings and paintings should be matted or framed under glass. (Exceptions: Oil and acrylic paintings do not require glass and are not required to be matted.) Watercolor, chalk, pen & ink, computer-generated art, etc. do require some protective covering. Gallery frames are acceptable. Canvas paintings that continue “over the edges” are acceptable without frames; however, the piece must still be prepared for hanging. Matted pieces without frames are acceptable, however the piece must be prepared for hanging OR it must include a photo of the artwork being displayed in a non-hanging manner. There is no specific requirement for the type of mat used.

**Division B: Wood, Metal, Textiles (SF 50352)**

Any original artwork done with pencils, chalk, pens, ink, paint, charcoal, dyes, etc., on wood, metal, or textiles. Painted and/or glazed pre-formed ceramics and painted porcelain dolls are not eligible for State Fair exhibit. Any exhibits created as a piece of wall art must be prepared for hanging.

**Visual Arts Clay (SF 50337)**

Any original item made of clay; may be fired or unfired, hand formed or thrown on a wheel. Self-hardening clays are fine. Fire/oven-cured and cornstarch clay could be accepted. Items can include, but are not limited to, clay statues, bowls, jewelry, etc. Pre-formed ceramics are not eligible for State Fair exhibit.

**Visual Arts Computer-Generated Art (SF 50338)**

Any original art created in any software package. Exhibit may not include scanned work, clip art, downloaded images from the internet, any imported image, or photographs. All pixels must be original. Photo mosaics are NOT allowed. Exhibitors in this class (like all other classes in this sub-section) must be enrolled in Visual Arts; Computer project enrollment is not required. NOTE: Wood and metal exhibits created through the use of laser cutting programs/devices should be entered in this class. Plastic exhibits with an artistic focus created using a 3-D printer should be entered in this class. If the art created is designed to hang, then the entry should have some protective covering, such as a glass frame, and prepared for hanging. If the art is something that has been created with a laser cutting program/device and is NOT designed to hang, it does not require protective covering nor does it need to be prepared to hang.

**Visual Arts Fiber (SF 50339)**

Any original item made of fiber. Examples are quilts, fabric collage, soft sculpture, stitchery, weaving, embroidery, cross-stitch, wearable art, hooking, braiding, duct tape artistry, string art, and baskets. **Original** cross-stitched, knitted, crocheted or quilted items belong in this Fiber class. **Non-original** cross-stitched, knitted, crocheted or quilted items should be entered in Heritage Arts. Machine knitted items are not appropriate for this class.

**Visual Arts Fiber Non-Original AGES 8-10 ONLY (SF 50350)**

Any non-original item made of fiber. Examples are fabric collage, soft sculpture, stitchery, weaving, embroidery, cross-stitch, crocheting, knitting, weaving, hooking, and felting. Exhibitors may use a pattern and/or an idea generated from another source.

**Visual Arts Glass/Plastic (SF 50340)**

Any original item made of glass or plastic. Possible items to exhibit include stained glass, etched glass (original design), mosaics made of glass, glass beading, plastic jewelry (friendly plastic). Interlocking building block creations (i.e. LEGOS) are not suitable for State Fair entry. Stepping stones or wall hangings that include cement decorated with glass or plastic items are not suitable for this class.

**Visual Arts Heritage Arts (SF 50341)**

Exhibit an item of **traditional** art learned from another person or **from a pattern** (NO KITS may be entered in this class). Non-original cross-stitched, knitted and crocheted items by pattern fit in this class. ALL ORIGINAL cross-stitched, knitted and crocheted items should be exhibited in Fiber Arts; (machine knitted items ARE NOT acceptable for this class.) Other possibilities include: needlepoint, counted cross-stitch, crewel, embroidery, cut work, hardanger embroidery (embroidery openwork), macramé, baskets, candles, pysanki (decorated eggs), leather, quilts, baskets (made using a traditional pattern), traditional handmade dolls with handmade costumes, soaps made using nature dyes also can be made using hand-made molds or broken into chunks for display or candles. No machine quilting allowed in Heritage Arts. Exhibitors must also bring 1) the pattern or a copy of the pattern they used to create their traditional art; and 2) a description of the traditional origins of their art choice.

**Visual Arts Leather (SF 50321)**

Exhibit one of the following options using leather:

- Leather Stamping: Exhibit should utilize one or more stamping techniques – exhibit examples include items such as belt; coasters; bookmark; key chain; wrist bracelet.
- Leather Carving or Tooling: Exhibit should use simple swivel knife tooling techniques or may incorporate several swivel knife-tooling designs or patterns – exhibit examples include items such as belt; pictorial carving; key case.
- Leather Lacing: Exhibit to include stamping and/or carving techniques incorporated with lacing techniques – exhibit examples include items such as wallets; purses; etc.
- Leather Stitching: Exhibit may include stamping; carving and/or lacing techniques and should be a leather item or article of apparel, which incorporates hand-sewing and/or machine stitching techniques. Hand-sewing and/or machine stitching must be the work of the exhibitor.

**Visual Arts Metal (SF 50342)**

Any original item made of metal such as sculpture, tin punch, engraved metal, and jewelry. Items intended for industrial use (as tools and/or shop items) are not considered part of this Visual Arts project and are not eligible for entry. Metal items that have been partially or totally created through the use of laser cutting programs/devices should be entered in Computer-Generated Art.

**Visual Arts Nature (SF 50343)**

Any original item made of natural material such as wreaths, cornhusk dolls, etc. Items should be made of natural materials (which may be purchased) but securing elements such as glue and wire may be used in the inner construction as long as they do not detract from the overall "natural" appearance. Articles such as dried pressed flowers may be displayed under glass since it is necessary for protection/preservation of the natural materials. Candles are not suitable as entries. All baskets should be entered in Heritage Arts.

**Visual Arts Paper (SF 50344)**

Any original item made of paper. Examples could include origami; greeting cards; paper-cut designs, paper mache, hand-made paper, paper collage, paper models of architecture, quilling, etc. Paper twist articles, made from directions in craft books and stores ARE NOT original and are not appropriate for this class. Scrapbooks should be exhibited in Visual Arts Scrapbooking.

**Visual Arts Scrapbooking, Beginning (SF 50345)**

Exhibit one album or notebook, either 8 ½" x 11" or 12" x 12", with a front and back cover. The album/notebook must have a minimum of 4 pages (front and back, 8 sides), exhibited in page protectors. "Embellishments" are defined as the decorations or special details and features that add to a page and make it more visually appealing.

Embellishments may include, but are not limited to, ribbon, clips, special lettering, etc. Beginners must use a minimum of four embellishments and tell a story with pictures.

**Visual Arts Scrapbooking, Intermediate (SF 50346)**

Exhibit one album or notebook, either 8 ½" x 11" or 12" x 12", with a front and back cover. The album/notebook must have a minimum of 4 pages (front and back, 8 sides), exhibited in page protectors. "Embellishments" are defined as the decorations or special details and features that add to a page and make it more visually appealing.

Embellishments may include, but are not limited to, ribbon, clips, special lettering, etc. Intermediate level exhibitors must use a minimum of eight embellishments and tell a story with pictures and journaling.

**Visual Arts Scrapbooking, Advanced (SF 50347)**

Exhibit one album or notebook, either 8 ½" x 11" or 12" x 12", with a front and back cover. The album/notebook must have a minimum of 4 pages (front and back, 8 sides), exhibited in page protectors. "Embellishments" are defined as the decorations or special details and features that add to a page and make it more visually appealing.

Embellishments may include, but are not limited to, ribbon, clips, special lettering, etc. Advance level exhibitors must use a minimum of 12 embellishments and tell a compelling story with pictures, journaling, and other media.

**Visual Arts Three-Dimensional Design/Mixed Media (SF 50348)**

Art pieces in this class must be comprised of **at least three different media**. No one medium can make up more than 40% of a piece. The piece should **be either freestanding or should be prepared to be hung**. It must be observable on at least three different sides. Originality and design are important concepts. Craft and preformed or assembled projects are not acceptable.

**Visual Arts Wood (SF 50349)**

Any original item made of wood (wood carving, sculpture, collage, wood burning, etc.). Utilitarian wood items made from patterns or kits (e.g. outdoor or indoor furniture, shelves) should be entered in woodworking, not in visual arts. Popsicle stick crafts are not acceptable for State Fair entry. Wood items that have been partially or totally created through the use of laser cutting programs/devices should be entered in Computer-Generated Art. All Visual Arts Wood exhibits **MUST** have an artistic element that the exhibitor can explain. Furniture built by the exhibitor aligns with the Woodworking project area – unless the element to be judged is wood carving or wood burning that is one element of the exhibit. Exhibits will be judged using a Visual Arts Rubric and not a woodworking construction rubric.

**Visual Arts Ready4Life Challenge (SF 50351)****Open to 11- to 18-year-olds enrolled in any Visual Arts project.**

Exhibits in this category must include the following: a) a physical representation of the career or business product such as a model, prototype or display/portfolio that includes images of accomplished work; b) verbal or written explanations that demonstrate knowledge of the related career or business fields, potential careers, and the appropriate requirements for achievement in those fields. The judging criteria for this class values thoroughness of career and/or business exploration and pursuit above the workmanship of the physical specimen on display.

## WEATHER

Each county may submit 1 entry total 50392, 50393, 50394; and 1 entry from 50395.

### **Weather and Climate Science 1 (SF 50392)**

Exhibit any product or display illustrating an activity from the book. The exhibit may include, but isn't limited to, original works, objects, demonstrations, digital presentations, programs, websites, games, apps, performances, or posters which you have made. Choose whatever method best shows what you've learned. You must furnish any equipment you need for your exhibit. Internet service will not be provided for the exhibit. All exhibits must include something visual, such as a printed copy of a digital presentation, which will remain on display during the exhibition. Electronic equipment will only be used during your personal judging time and will not remain on display during the entire exhibit period.

### **Weather and Climate Science 2 (SF 50393)**

Exhibit any product or display illustrating an activity from the book. The exhibit may include, but isn't limited to, original works, objects, demonstrations, digital presentations, programs, websites, games, apps, performances, or posters which you have made. Choose whatever method best shows what you've learned. You must furnish any equipment you need for your exhibit. Internet service will not be provided for the exhibit. All exhibits must include something visual, such as a printed copy of a digital presentation, which will remain on display during the exhibition. Electronic equipment will only be used during your personal judging time and will not remain on display during the entire exhibit period.

### **Weather and Climate Science 3 (SF 50394)**

Exhibit any product or display illustrating an activity from the book. The exhibit may include, but isn't limited to, original works, objects, demonstrations, digital presentations, programs, websites, games, apps, performances, or posters which you have made. Choose whatever method best shows what you've learned. You must furnish any equipment you need for your exhibit. Internet service will not be provided for the exhibit. All exhibits must include something visual, such as a printed copy of a digital presentation, which will remain on display during the exhibition. Electronic equipment will only be used during your personal judging time and will not remain on display during the entire exhibit period.

### **Weather Ready4Life Challenge (SF 50395)**

#### **Open to 11- to 18-year-olds enrolled in any Weather and Climate project.**

Exhibits in this category must include the following: a) a physical representation of the career or business product such as a model, prototype or display/portfolio that includes images of accomplished work; b) verbal or written explanations that demonstrate knowledge of the related career or business fields, potential careers, and the appropriate requirements for achievement in those fields. The judging criteria for this class values thoroughness of career and/or business exploration and pursuit above the workmanship of the physical specimen on display.

## WELDING

Each county may submit 2 entries total from 50353; and 1 entry from 50355.

### **Welding (SF 50353)**

This exhibit class is open to members who are in the 7<sup>th</sup> grade and higher. Exhibit one arc weldment/item demonstrating the skill level of the exhibitor. Members new to the project should consider selecting a weldment from the suggested [\*Weldment List\*](#) found on page 43 of *Arcs and Sparks* (4-H 573 – Shielded Metal Arc Welding). **This class is for industrial welding only.** (Members that wish to use welding to create objects with an artistic appeal should consider enrolling in the 4-H Visual Arts project and consider entering those types of exhibits in the Visual Arts – Metal class.) Exhibits must be portable and cannot be exhibited on a trailer.

### **Welding Ready4Life Challenge (SF 50355)**

#### **(Open to 11- to 18-year-olds enrolled in any Welding project)**

Exhibits in this category must include the following: a) a physical representation of the career or business product

such as a model, prototype or display/portfolio that includes images of accomplished work; b) verbal or written explanations that demonstrate knowledge of the related career or business fields, potential careers, and the appropriate requirements for achievement in those fields. The judging criteria for this class values thoroughness of career and/or business exploration and pursuit above the workmanship of the physical specimen on display.

## **WOODWORKING**

Each county may submit 2 entries total from 50357, 50358, 50359, 50360; and 1 entry from 50362.

### **Woodworking 1 (SF 50357)**

Any item made of wood constructed or refinished by the member, appropriate for their age, skills and ability in this project. Pre-cut kits assembled by the member are not acceptable. Exhibits must be portable and cannot be exhibited on a trailer.

### **Woodworking 2 (SF 50358)**

Any item made of wood constructed or refinished by the member, appropriate for their age, skills and ability in this project. Pre-cut kits assembled by the member are not acceptable. Exhibits must be portable, and cannot be exhibited on a trailer.

### **Woodworking 3 (SF 50359)**

Any item made of wood constructed or refinished by the member, appropriate for their age, skills and ability in this project. Pre-cut kits assembled by the member are not acceptable. Exhibits must be portable, and cannot be exhibited on a trailer.

### **Woodworking 4 (SF 50360)**

Any item made of wood constructed or refinished by the member, appropriate for their age, skills and ability in this project. Pre-cut kits assembled by the member are not acceptable. Exhibits must be portable, and cannot be exhibited on a trailer.

### **Woodworking Ready4Life Challenge (SF 50362)**

#### **Open to 11- to 18-year-olds enrolled in any Woodworking project**

Exhibits in this category must include the following: a) a physical representation of the career or business product such as a model, prototype or display/portfolio that includes images of accomplished work; b) verbal or written explanations that demonstrate knowledge of the related career or business fields, potential careers, and the appropriate requirements for achievement in those fields. The judging criteria for this class values thoroughness of career and/or business exploration and pursuit above the workmanship of the physical specimen on display.



## **For Health Requirement Information:**

Illinois Department of Agriculture Bureau of Animal Health and Welfare  
State Fairgrounds P.O. Box 19281  
Springfield, IL 62794-9281  
Phone (217) 782-4944

### **2021 Illinois Exhibition Health Requirements Illinois State Fair**

**CERTIFICATES OF VETERINARY INSPECTION AND/OR TEST RECORDS MUST BE AVAILABLE FOR INSPECTION AT ANY TIME WHILE ANIMALS ARE ON THE FAIRGROUNDS.**

#### **GENERAL REQUIREMENTS**

These Exhibition Health Requirements apply to all livestock present at the fair including those animals that are not entered in competitive events.

#### Health Certificate / Certificate of Veterinary Inspection

The term "Health Certificate" or "Certificate of Veterinary Inspection" (CVI) means a legible record, made on an official form of the state of origin, issued by an accredited veterinarian, which shows that the animals listed thereon meet the health requirements of the state of destination.

A Certificate of Veterinary Inspection (CVI):

Must accompany animals, except as noted, and be available on request by Animal Health Officials;

All out-of-state animals shall require an entry permit. Entry permit numbers are available by calling the Illinois Department of Agriculture, Monday through Friday from 8:00 AM to 4:30 PM, at 217/782-4944. Permits may also be obtained online at: <http://www.agr.state.il.us/AnimalHW/animalregistry/login.php>

Must show results of required tests and/or vaccinations;  
Must show name and address of owner or exhibitor;  
Must be dated and signed by an accredited veterinarian;  
Must show only one (1) identification per line on the CVI; and  
Must show the official identification of each animal.

For out-of-state livestock, a CVI shall be void thirty (30) days after issuance.

For Illinois origin livestock, a CVI shall be void ninety (90) days after issuance.

If animals are from tuberculosis accredited, brucellosis certified, pseudorabies qualified, or brucellosis validated herds, the identifying herd number(s) along with the date of the last herd test(s) shall appear on the CVI.

Note: No Corrections or Additions will be allowed on a Certificate of Veterinary Inspection.

Any Illinois cattle, bison, cervidae or goats being exhibited in non-accredited free states must be isolated from the remainder of the herd/flock upon return to Illinois and retested for tuberculosis 60-120 days post entry.

Animals with active lesions of ringworm with resulting loss of hair, sore mouth, caseous lymphadenitis or multiple warts easily visible without close examination, will not be permitted to exhibit. Animals infested with scabies or mange will not be permitted to exhibit.

As a condition of entry in Illinois State Fair events, all exhibitors agree to cooperate fully with testing protocols including ultrasound. Department personnel may collect blood, tissue, milk or urine samples from any animal being exhibited and/or raced at any Illinois Fair to test for the presence of any substances, practices or other adulterants which may give the animal a competitive advantage. The Illinois Department of Agriculture may also collect blood, tissue or other test samples from exhibition animals at the time of slaughter.

Market animals (steers, barrows, wethers) at the Illinois State Fair must meet the requirements regarding drug withdrawal and eligibility for slaughter. If any therapeutic drugs are used just prior to the fair, they must have a withdrawal time such that they are slaughter eligible by the time they arrive at the fairgrounds.

Upon entry to the Illinois State Fairgrounds, no person shall administer internally or externally any medication or drug, including prescription and non-prescription, unless prior written authorization is received from the State Veterinarian's Office. Any medication or drug administered without written authorization or in an unauthorized dosage constitutes a violation of show rules, and all premiums and awards from all shows for the owner, exhibitor and/or trainer will be withheld.

All exhibitors of animals at any Illinois Fair shall comply with the provisions of the Illinois Humane Care for Animals Act. If violations are observed, the animal(s) will be excused from exhibition and be ordered removed from the grounds with all awards and premiums being forfeited.

Any practice or deviation from normal, accepted care, including physical or mechanical application, will constitute a violation of show rules and is subject to the above provisions.

## **CATTLE**

### Identification

Individual identification of each animal shall be either a fully healed and legible tattoo, approved official ear tag, registration number, or individual brand, if brand is recorded on the registration certificate.

### Illinois Cattle

#### **Brucellosis**

Illinois is a Bovine Brucellosis Class-Free State. Brucellosis testing is not required for Illinois cattle.

#### **Tuberculosis**

Illinois is an Accredited Tuberculosis-Free State. Tuberculin test is not required for Illinois cattle.

Please note: Illinois calves under 6 months of age, and Illinois steers are not required to have a Certificate of Veterinary Inspection.

#### **Out-of-State-Cattle**

All out-of-state cattle are to be accompanied by an entry permit. Entry permit numbers are available by calling the Illinois Department of Agriculture, Monday through Friday from 8:00 AM to 4:30 PM, at 217/782-4944. Permits may also be obtained online at: <http://www.agr.state.il.us/AnimalHW/animalregistry/login.php>

#### **Brucellosis**

Female cattle six (6) months of age and older and bulls eighteen (18) months of age and older shall be negative to an official test for brucellosis within thirty (30) days prior to entry, unless exempt by one of the following:

Originate directly from a certified brucellosis-free herd.

Official vaccinates of dairy breeds under twenty (20) months of age or official vaccinates of beef breeds under twenty-four (24) months of age.

Animal originated from a "Class Free" state (if entire state is so classified)

Steers and spayed heifers are not required to be tested for brucellosis.

The negative brucellosis test shall be conducted at a state or federal laboratory within 30 days prior to exhibition.

#### **Tuberculosis**

##### Accredited Tuberculosis Free States

No tuberculin test required. All cattle, including steers, originating from an Accredited Tuberculosis Free State, may enter Illinois for exhibition when accompanied by a CVI issued by an accredited veterinarian within 30 days.

##### Non-Accredited Tuberculosis Free Areas or States (Not TB Free)

Cattle must originate from a herd where a complete herd test was conducted within the past year.

The individual animals entering Illinois must be negative to an additional tuberculin test conducted within 30 days prior to exhibition.

Cattle that enter Illinois for exhibition and remain in

Illinois (animal does not return to the state of origin within 30 days) must be isolated and retested for TB 60-120 days from the last official TB test date

## **Illinois Swine**

### **SWINE**

#### **Identification**

Swine shall be identified by an official ear tag, tattoo or recognized breed eartag.

Ear notch identification is acceptable for all barrows, crossbred gilts and breeding swine.

(Note: Ear notch identification of crossbred swine does not satisfy USDA identification requirements for interstate movement or official testing.)

#### **Brucellosis**

Brucellosis testing is not required for Illinois swine.

#### **Pseudorabies**

Pseudorabies testing is not required for Illinois swine.

#### **Out-of-State Swine**

All out-of-state swine are to be accompanied by an entry permit. Entry permit numbers are available by calling the Illinois Department of Agriculture, Monday through Friday from 8:00 AM to 4:30 PM, at 217/782-4944. Permits may also be obtained online at: <http://www.agr.state.il.us/AnimalHW/animalregistry/login.php>

#### **Identification**

Individually identified by an official ear tag, tattoo or recognized breed eartag.

Ear notch identification is not acceptable for crossbred animals.

#### **Brucellosis**

Breeding swine 4 months of age and older shall be negative to an official test for brucellosis within 30 days prior to exhibition unless exempt by one (1) of the following:

Originate immediately and directly from a validated brucellosis-free herd.

Originate directly from a validated brucellosis-free state.

Swine brucellosis tests for exhibition shall be conducted at a state or federal laboratory.

#### **Pseudorabies**

Swine originating from a Pseudorabies Stage IV or V state are exempt from the pseudorabies testing requirement.

Swine originating from a Pseudorabies Stage III state shall be negative to an official test for pseudorabies conducted within thirty (30) days prior to entry or originate immediately and directly from a qualified pseudorabies negative herd.

Swine originating from a Pseudorabies Stage I or II state shall be negative to an official test for pseudorabies conducted within the 10 days prior to entry.

Barrows and females in market classes must meet the same requirements as breeding swine.

## **SHEEP**

### **Identification**

Individual identification of each animal shall be by an ear tattoo or official metal or plastic tag. A microchip ID is acceptable if the owner provides the reader.

Ear tattoos may be used when a registration certificate, listing the tattoo number, accompanies the animal.

When using ear tags, the tag must indicate the premises ID and state of origin. The tag number must be assigned by a state or APHIS representative and recorded in the Scrapie Record Database.

#### **Market Lambs**

All market lambs must be slick shorn (show ring ready) before weigh-in so that show lamb fungus can be identified.

#### **Illinois Sheep**

Sheep originating from a herd or flock that has previously been classified as either an infected or source herd or flock can be exhibited in Illinois upon the completion of an approved herd/flock plan.

For any animal born after 1/1/2002, the CVI must include the flock of birth and the flock of origin, if different.

#### **Out-of-State Sheep**

All out-of-state sheep are to be accompanied by an entry permit. Entry permit numbers are available by calling the Illinois Department of Agriculture, Monday through Friday from 8:00 AM to 4:30 PM, at 217/782-4944. Permits may also be obtained online at: <http://www.agr.state.il.us/AnimalHW/animalregistry/login.php>

Sheep originating from a herd or flock that has previously been classified as either an infected or source herd or flock can be exhibited in Illinois upon the completion of an approved herd/flock plan.

For any animal born after 1/1/2002, the CVI must include the flock of birth and the flock of origin, if different.

## Identification

### **GOATS**

Individual identification of each animal shall be by an ear tattoo or official metal or plastic tag. A microchip ID is acceptable if the owner provides the reader.

Tattoos may be used when a registration certificate, listing the tattoo number, accompanies the animal.

When using ear tags, the tag must indicate the premises ID and state of origin. The tag number must be assigned by a state or APHIS representative and recorded in the Scrapie Record Database. Ears should be used for tattooing when possible. If there is no space in the ear, the flank or tail fold may be used.

#### **Illinois Goats**

Goats originating from a herd or flock that has previously been classified as either an infected or source herd or flock can be exhibited in Illinois upon the completion of an approved herd/flock plan.

For any animal born after 1/1/2002, the CVI must include the flock of birth and the flock of origin, if different.

#### **Out-of-State Goats**

All out-of-state goats are to be accompanied by an entry permit. Entry permit numbers are available by calling the Illinois Department of Agriculture, Monday through Friday from 8:00 AM to 4:30 PM, at 217/782-4944. Permits may also be obtained online at: <http://www.agr.state.il.us/AnimalHW/animalregistry/login.php>

Goats originating from a herd or flock that has previously been classified as either an infected or source herd or flock can be exhibited in Illinois upon the completion of an approved herd/flock plan.

Tuberculosis- Goats from areas or states that are not Accredited Bovine Tuberculosis Free, must be accompanied by a CVI indicating that the goats originated from a herd where a complete negative herd test has been conducted within the past twelve (12) months and the individual animals are negative to a tuberculin test conducted within thirty (30) days prior to entry. For any animal born after 1/1/2002, the CVI must include the flock of birth and the flock of origin, if different.

### **HORSES, PONIES, MULES AND OTHER EQUIDAE**

#### **Illinois Equine**

All horses and other equidae, twelve (12) months of age and older attending an advertised equine event, shall be accompanied by a negative test for equine infectious anemia (EIA) conducted within the last twelve (12) months. A copy of this test shall accompany the animal.

AGID (Coggins) or ELISA tests are accepted.

An advertised equine event means a show, rodeo, sale, auction, exhibition, trail ride, or horse fair that is posted or media promoted.

A CVI is not required for Illinois equine.

#### **Out-of-State Equine**

All out-of-state horses and other equidae, are to be accompanied by an entry permit. Entry permit numbers are available by calling the Illinois Department of Agriculture, Monday through Friday from 8:00 AM to 4:30 PM, at 217/782-4944. Permits may also be obtained online at:

<http://www.agr.state.il.us/AnimalHW/animalregistry/login.php>

All horses and other equidae entering Illinois that are twelve (12) months of age or older, shall be accompanied by a negative test for equine infectious anemia (EIA) conducted within the last twelve (12) months. A copy of this test shall accompany the animal.

AGID (Coggins) or ELISA tests are accepted.

All horses and other equidae shall be accompanied by a CVI issued within thirty (30) days prior to entry.

### **POULTRY**

All entries (except waterfowl, i.e. domesticated fowl that normally swim, such as ducks and geese) in a show or exhibition shall have originated from a U.S. Pullorum-Typhoid Clean or equivalent hatchery or flock OR have a negative pullorum-typhoid test within 90 days prior to exhibition. Exhibitor shall show proper information as to name and address of owner or exhibitor, name and address of the authorized testing agent, date of the testing and the number, breed, and species of those tested.

Prior to being used to transport poultry to a show, all crates, boxes, containers and vehicles shall be thoroughly cleaned and disinfected.

Any poultry vaccinations must be performed at least 4 weeks prior to delivery to the show.

Upon admission to a show, all entries shall be examined by an official fair veterinarian or qualified state personnel who shall also receive and examine all certificates necessary for admission of birds to a show. Birds not in show condition will be excused from exhibition and removed from the premises. Any fowl showing signs of illness during the fair will be removed from the exhibition grounds.

All out-of-state turkeys must originate from flocks that are officially classified as U.S. Mycoplasma Gallisepticum Clean in accordance with the provisions of the National Poultry Improvement Plan or be negative to a test for Mycoplasma gallisepticum within 30 days prior to entry.

A permit is also required for out-of-state poultry. A permit may be obtained by calling (217) 782-4944.

Please note: These poultry exhibition requirements do not apply to 4-H and FFA 1-day poultry shows where the entries are taken to the show and returned home the same day.

#### **Exotic Newcastle Disease**

Illinois prohibits the importation of all members of the avian species or avian products that have originated from or been transported through any area where Exotic Newcastle Disease has been diagnosed and is under quarantine by any state, federal or tribal agency.

#### **CERVIDAE**

(Deer, Elk, Reindeer, Caribou, Moose, Red Deer and other related species) Identification

All animals shall be individually identified with an approved tag, microchip or tattoo. Elk are required to have two official/approved unique identifiers.

#### **Illinois Cervidae**

##### **Chronic Wasting Disease**

For cervidae changing ownership or moving within the State, the owner must obtain a permit issued by the Department prior to movement and the cervid must originate from a herd that is enrolled in the Certified Monitored Chronic Wasting Disease (CWD) Program or the Contained Monitored Chronic Wasting Disease Program. Permits are available from Monday through Friday, 8-4:30 p.m. (CST), by calling (217) 782-4944. The permit shall be obtained no more than 72 hours in advance of the movement of the cervids by providing the following information:

Name and complete mailing address of person exhibiting the cervids;

Certified Monitored Chronic Wasting Disease or Contained Monitored Chronic Wasting Disease Herd number;

Name and complete mailing address of location where the animals will be exhibited;

Number of animals and unique identification of the animals.

##### **Tuberculosis**

Illinois is an Accredited Tuberculosis-Free State. Tuberculin test is not required for Illinois cervidae.

##### **Out-of-State Cervidae**

##### **Chronic Wasting Disease**

All cervidae entering Illinois must be in compliance with the Illinois Wildlife Code [520 ILCS 5]. For more information, contact the Illinois Department of Natural Resources at 217/782-6384.

All cervidae entering Illinois must be accompanied by a permit from the Department and a Certificate of Veterinary Inspection that:

has been issued by an accredited veterinarian of the state of origin or a veterinarian in the employ of the United States Department of Agriculture;

is approved by the Animal Health Official of the state of origin;

shows that the cervidae are free from visible evidence of any contagious, infectious or communicable disease or exposure thereto, do not originate from a CWD endemic area (any county and surrounding counties where CWD has been diagnosed in the past five years);

shows that the cervidae are not originating from a herd under quarantine for any contagious, infectious or communicable disease;

shows that the animals originate from a herd that has been monitored for at least 5 years under a state-approved CWD certification program.

A permit number can be obtained Monday through Friday, from 8-4:30 p.m. (CST), by calling (217) 782-4944.

Applicant for permit shall furnish the following information to the Department:

Name and post office mailing address of Illinois destination;

Name and post office mailing address of the consignor and/or sourceherds;  
Name and post office mailing address of the herd veterinarian;  
Number and unique identification of cervidae in shipment.

#### **Brucellosis**

Cervidae six (6) months of age and older must have a negative brucellosis card or PCFIA test within sixty (60) days prior to entry.

#### **Tuberculosis**

Accredited Tuberculosis Free States

All cervidae twelve (12) months of age and over shall be negative to two (2) single cervical test for bovine TB no less than ninety (90) days apart with the second test conducted within ninety (90) days prior to entry. These animals shall be isolated from all other members of the herd during the testing period unless they originate from an accredited, qualified or monitored herd.

Cervidae from an accredited herd may be moved into Illinois without further TB testing provided that a certificate stating that such cervids originated from an accredited herd accompanies them.

Cervidae originating from qualified or monitored herds may enter with a negative test within ninety (90) days prior to entry and a certificate stating that the animals originate from a monitored herd.

Non-Accredited Tuberculosis Free Areas or States (Not TB Free)

All cervidae shall originate from a herd where a complete herd test was conducted within the past year.

The individual animals entering Illinois must be negative to two (2) additional tuberculin tests conducted within 180 and 30 days prior to entry or exhibition.

#### **Illinois Ratites**

##### **RATITES\***

(Ostriches, Emus, Rheas, Cassowaries and Kiwis)

There are no requirements governing the movement of ratites within Illinois.

##### **Out-of-State Ratites**

Must be accompanied by a CVI and permit number. Entry permit numbers are available by calling the Illinois Department of Agriculture, Monday through Friday from 8:00 AM to 4:30 PM, at 217/782-4944.

Individually identified by leg band or microchip.

Negative test for Avian Influenza within 10 days prior to entry.

##### **PIGEONS\***

There are no requirements governing the movements of pigeons within or into Illinois.

##### **RABBITS**

There are no requirements governing the movements of rabbits within or into Illinois.

##### **LLAMAS**

There are no requirements governing the movement of llamas within Illinois. A permit and health certificate is required for out-of-state llamas. Entry permit numbers are available by calling the Illinois Department of Agriculture, Monday through Friday from 8:00 AM to 4:30 PM, at 217/782-4944. Permits may also be obtained online at: <http://www.agr.state.il.us/AnimalHW/animalregistry/login.php>

##### **\*Exotic Newcastle Disease**

Illinois prohibits the importation of all members of the avian species or avian products that have originated from or been transported through any area where Exotic Newcastle Disease has been diagnosed and is under quarantine by any state, federal or tribal agency.

# Project Enrollment Deadlines

## JANUARY 1

All Beef Projects - except  
Bucket Calf  
Dairy Cows & Management  
Sheep Production Projects  
Horse Production  
Goat Production  
Egg Production  
Embryology  
Bucket Calf projects

## MARCH 1

Dairy Calves & Heifers - except Bucket Calf

## MAY 1

Leases for Horse Projects  
Horsemanship Units  
Raising Chickens, Ducks & Geese  
Lamb Feeding Projects  
Swine Feeding Projects  
Ewe Lamb or Yearling Ewe Projects  
Goat, the Kid  
All other projects not listed

It is suggested that production projects that are continuous from year to year have records starting on September 1 of the 4- H year.

4-H'ers may enroll in projects after the deadline, but will not be permitted to receive Champion, Grand Champion, or State Fair awards when exhibiting at the 4-H Fair.

### **BEEF HEIFERS & COWS:**

Heifers: Age requirement is from January 1, 2020 to April 30, 2021. Performance Cows: Cows must be born before September 1, 2019.

**STEERS:** Calved on or after January 1, 2020.

Weighed & tattooed on or between February 1 and March 15, 2021.

**SWINE:** Age requirement is farrowed on or after January 1, 2021.

**BREEDING SHEEP:** (Ewes & Rams)

Age requirements for yearling ewes are from January 1, 2020 to August 31, 2020.

Age requirements for ewe lambs is after September 1, 2020 and ram lambs after January 1, 2021.

**WETHERS:** Lambed on or after January 1, 2021; ownership date, May 15, 2021; Weighed & tattooed on or between March 15 and May 15, 2021.

**DAIRY CATTLE:** No age requirements

**HORSE & PONY:** Ownership and/or lease papers for all animals that the member plans to exhibit at the Illinois State Fair Jr. Horse Show & 4-H Fair Show, must be on file at the Extension Office by May 24, 2021. One set of three photos of the horse must accompany forms. Copies of the ownership/lease papers and one set of photos must be attached to State Fair entry forms.

## General Rules for Livestock

1. **Entries for the Livestock Department must be entered at <http://carroll4-hfair.fairentry.com>, by Monday July 1. It is the 4-H member's responsibility to see that his/her entries are in on time. 4-H Leaders are not responsible for entries. No entries will be accepted after this deadline.**
2. Check all health regulations pertaining to the livestock, which you wish to exhibit and have the proper papers on hand. State of Illinois health regulations will prevail.
3. Exhibits will be released after completion of the species show.
4. Only 4-H members may exhibit their projects. A 4-H member may have another member exhibit for him/her with permission of the superintendent, if he/she is ill or has a conflict in another department.
5. The showmanship class is divided into two groups, except for horses & beef: Junior and Senior. A Junior Showman is 8 - 14 years of age and a Senior Showman is 15 - 19 years of age. The age is as of September 1, 2020. A 4-H'er may win their age division more than once.
6. An exhibitor may exhibit two (2) entries in a class but unlimited entries in any division. Premiums will only be paid for one exhibit in a class.
7. **All exhibitors will be responsible for cleaning their respective stalls and/or pens. Manure will be deposited**

- in designated areas.
8. **ALL LIVESTOCK EXHIBITORS MUST WEAR THEIR EXHIBIT NUMBER WHEN THEY ARE IN THE SHOW RING.**  
Your number will be included in your 4-H Fair packet. This rule will be strictly enforced.
  9. All animals except dairy, dogs, horses and ponies must be the property of the member exhibiting them and will be subject to check identification (tattoo, ear notch, etc.) and for compliance with class rules.
  10. The penalty for obvious falsification of entries or records will be the barring of that member from exhibiting in from one to all classes entered in the Department and forfeiture of premiums.
  11. Champion & Reserve Champion ribbons & awards will be given in each of the divisions listed. Entries without competition in their division will be eligible for Champion & Reserve Champion ribbons only, at the judge's discretion.
  12. All animals eligible to be registered or recorded in their respective accredited association(s) must be registered. When registering the animal, it must be registered in the name of the 4-H owner/exhibitor only; no partnership, farm, or co-ownerships will be allowed. Exhibitors must be prepared to produce the **ORIGINAL** registration papers or grade ID (VIP) papers for examination when called for by the department superintendent or his/her representatives. **THERE WILL BE NO EXCEPTIONS MADE!**
  13. Health papers and registration papers for beef & swine will be checked Sunday evening beginning at 5:00 p.m. & must be available at this time. Other species' health papers will be checked at their respective shows on Monday. Dairy health papers will be checked on Thursday.
  14. Production animals (mares, cows, ewes, nannies, etc.) may not be exhibited in the 4-H Fair if they were purchased or added to the existing production project after January 1.
  15. If no entry in a class receives a blue ribbon rating, any potential award may be held.

**ALL Livestock Members – Youth for the Quality Care of Animals (YQCA) – ALL 4-H Youth enrolled in dairy cattle, beef cattle, swine, sheep, and goats are required to complete this course in order to stay enrolled in these project areas.** This will include those who show a poster in the exhibit building. All 4-H exhibitors of these animals will be required to certify in the YQCA program yearly. Youth must either attend a face to face class or certify on-line via the website <http://yqca.org>. The YQCA program is for youth ages 8-21. The online version is broken into age divisions as follows: juniors 8-11, intermediate 12-14, senior 15-18, and young adults 19-21. This certification is annual with test out options of 1-3 years. Youth exhibiting swine at the Illinois State Fair and 4-H fairs are no longer required to be PQA plus certified. The estimated cost for the face to face training will be \$3 and \$12 for the online version.

\*If you complete the online training, we suggest you print out two copies of the certificate of completion, maintain one for your own records, and turn one into the Extension Office.

\*YQCA must be completed, with proof on file, at the University of Illinois Extension Office by May 1<sup>st</sup> of the current 4-H year for an exhibitor to show in dairy cattle, beef cattle, swine, sheep, and goats at the current year's 4-H Show.

**Quality Assurance and Ethics Training – Required for all youth that enroll in horses, rabbits, poultry, dogs, and cats.** Members must take the training whether they own a live animal or not. It is advised that they complete this one time as soon as they are enrolled in the project area. Counties will monitor completion of this. Failure to complete QA&E will result in the member's animal science project enrollment being cancelled and they will be ineligible to exhibit at county fairs. The website is open year round @ <http://web.extension.illinois.edu/gaec/>

NOTE: Youth must be logged on to a computer for this program, either a desktop or laptop; not an iPad or iPhone. The program cannot capture the information for county staff to see when it is completed using iPads or iPhones.

## **State Fair Livestock Exhibit Notes:**

1. Exhibitors must be between the ages of 8-21 as of September 1, 2020.
2. All livestock entries will be due into the county office by Friday, June 19. State Fair entry deadline is July 1. Entry forms and State Fair books are available on the State Fair website <http://www.agr.state.il.us/isf/>



3. Illinois Department of Agriculture personnel are authorized to collect blood, urine, milk, tissue and other samples from any animal being exhibited to test for the presence of any substances, practices or other adulterants, which may give the animal a competitive advantage. All exhibitors will be required to sign a "statement of ethical conduct" either on the entry forms or at the fair.

**Land of Lincoln Entries** – must show complete breed registration papers and name and address of breeder. A copy of the registration papers must be sent with State Fair entries. Leased animals (including leased from a family member) are NOT permitted to show in Land of Lincoln classes. The animal must be owned by the exhibitor.

## **Possession of Animals**

The following chart lists the LATEST date for ownership and possession of a member's projects for eligibility at the Carroll County 4-H Show.

	<u><b>Latest Starting Date</b></u>
<b><u>Sheep</u></b>	
Market Lambs	June 1
Ewe Lamb or Yearling Ewes	June 1
<b><u>Swine</u></b>	
Barrows	June 1
Gilts	June 1
<b><u>Beef</u></b>	
Market Steers	February 1
Beef Heifer Calf	June 1
Beef Yearling Heifer	June 1
Performance Cow	January 1
Bucket Calf	June 1
<b><u>Poultry</u></b>	
Raising Chickens, Ducks & Geese	May 1
Egg Production	January 1
<b><u>Dairy</u></b>	
Cows	January 1
Calves & Heifers	June 1
Bucket Calf	June 1
<b><u>Goats</u></b>	
Milking Does	January 1
Kids & Yearlings	June 1
<b><u>All Other Animals</u></b>	
Rabbits	May 1
Cats	May 1
Dogs	Must Be Owned or Leased & Possessed by May 1
Horses	Must Be Owned or Leased & Possessed before May 15

The practice of leasing animals to show in 4-H is only permitted for horses, ponies, dairy and dogs. Ownership of all other 4-H animals is required at the 4-H Show. Registration papers will be needed for all purebred animals. These papers must show ownership of the animals in the name of the exhibitor only (no

partnerships).

Anyone interested in leasing, must submit a lease agreement to the Extension Office by the enrollment date of that project. Lease agreement forms may be picked up at the Extension Office.

## **Beef Rate of Gain Class**

**4-H'ers in the Beef Project may do one or both of the following: premiums will only be paid on one:**

**\*Participate in a live beef show**

**\*Prepare an Animal Science exhibit (details under Science Projects Division) for display and judging during the General Projects Show**

1. All steers and market heifers must be weighed between 5:00 p.m. and 6:00 p.m. on Sunday, August 1.
2. Each animal entered must have been born after January 1, 2020. No steer can be shown -- regardless of birth date -- that has permanent teeth showing or evidence thereof.
3. 4-H members must be enrolled in the beef project by January 1<sup>st</sup> in order to exhibit in the Beef Department.
4. Exhibitors may make unlimited entries in the Beef Department but no more than two (2) entries in any one class.
5. The Beef Committee shall rule on any steer of questionable age or breed.
6. Order of show will be posted on Sunday evening, August 1.
7. 4-H Beef Fair Show is a No Fit Show. Cattle are to be shown in their natural conformation.
8. The penalty for obvious falsification of entries or records will be the barring of that member from exhibiting in from one to all classes entered in the Department and forfeiture of premiums.
9. Exhibitors either found breaking the above rules, prior to entering the ring or while in the ring, will be asked to immediately exit the show ring.
10. Exhibitors may not remove exhibits from the grounds until all beef are through showing for the day and the department's officials release them.
11. For Champion and Reserve Champion Class in each breed, all A-1 and A-2 placing animals must be brought into the ring for judging.

At the beef weigh-in, 4-Hers will nominate their beef steers or market heifers and have them weighed and tattooed. This is the only day you will be able to weigh & nominate animals.

### **At the 4-H Fair for the Rate of Gain class:**

Your animals will weigh-in on Sunday night. See the fair schedule for a specific time. Animals will be shown at halter. It is a no fit show. Rate-of-Gain classes will be divided by weight (depending on number of entries.) Classes will be arranged by order of rate-of-gain (highest-first; lowest-last) to start class. Rate-of-Gain calves will be judged on 50% visual and 50% performance data. Only steers and market heifers are allowed to show in the rate-of-gain class.

## **Beef Breeding Class**

Department Rules: See General 4-H, Livestock, and Health Rules.

1. All animals must be on the grounds by 5:00 p.m. on Sunday, August 1.
2. Judging will be on Monday, August 2. Order of show will be determined on Sunday evening.
3. Registration papers must be presented to department officials for all purebred classes. All animals must be registered in the owner's name only.
4. All registered animals must be in the exhibitor's name by June 1, 2021.
5. The 4-H Beef Show is a No Fit Show. Cattle are to be shown in their natural conformation.
6. Exhibitors found breaking the above rules, either prior to entering the ring or while in the ring, will be asked to immediately exit the show ring and not show any more cattle at current beef show.
7. A Champion and Reserve Champion female will be chosen for each breed from the first and

second blue winners in each class. All qualifying animals must report to the ring when announced.

**8. Class birth dates are as follows:**

**Junior heifer calf** - born between January 1, 2021 and April 30, 2021.

**Senior heifer calf** - born between September 1, 2020 and December 31, 2020.

**Summer yearling heifer** - born between May 1, 2020 and August 31, 2020.

**Spring yearling heifer** - born between March 1, 2020 and April 30, 2020.

**Junior yearling heifer** - born between January 1, 2020 and February 28, 2020.

**Senior Yearling Heifer** - born between September 1, 2019 and December 31, 2019.

**Cow-calf** - Cow any age; calf any sex, born January 1, 2021 or after.

**Bull Calf** - Born between January 1, 2021 and April 30, 2021.

9. Club Group of Three: Beef Breeding and Beef Feeding Club Group Judging will be combined into one class. Club Groups can be made up of Breeding animals, Feeding animals or a combination of both. There can be no more than two calves owned by one 4-H'er. Club Groups can also be made up of three Bucket calves (will be judged separately).

10. Exhibitors may not remove exhibits from the grounds until all beef are through showing for the day and they are released by the department officials.

11. Showmanship classes for beef will be divided into three (3) age divisions. They are: Jr. Division 8 - 11 year olds; Intermediate 12 - 15 year olds; Sr. Division 16 - 18 year olds. All ages as of September 1, 2020.

## **Breed Division**

Department Classes:	<u>All Other Registered</u>	<u>Angus</u>	<u>Crossbred</u>	<u>Hereford</u>	<u>Shorthorn</u>	<u>Simmental</u>
Junior Heifer Calf	B-11	B-17	B-23	B-29	B-35	B-41
Senior Heifer Calf	B-12	B-18	B-24	B-30	B-36	B-42
Summer Yearling Heifer	B-13	B-19	B-25	B-31	B-37	B-43
Spring Yearling Heifer	B-14	B-20	B-26	B-32	B-38	B-44
Junior Yearling Heifer	B-15	B-21	B-27	B-33	B-39	B-45
Senior Yearling Heifer	B-16	B-22	B-28	B-34	B-40	B-46

**A Grand Champion and Reserve Grand Champion Heifer Overall will be selected from the above divisions.**

Bull-Calf	B-53					
Cow-Calf	B-47	B-48	B-49	B-50	B-51	B-52

**A Grand Champion and Reserve Grand Champion Cow-Calf Pair Overall will be selected from all A-1 winners from the above divisions**

## **Beef Carcass Class**

Department Rules: See General 4-H, Livestock and Health Rules

- 4-H member must be enrolled in the Beef Feeding project and weighed and tattooed the calves on February 8, 2021.
- Animals will not be judged on appearance. Results based on rate-of-gain and carcass judging.
- Health certificates are not needed for carcass entries.
- Each exhibitor may deliver one animal in quality meats class for judging.
- Steers or heifers – 1,100 pounds live weight minimum when delivered. Animals not meeting this weight will not be killed and are ineligible.
- Official carcass weight will be the pay weight for carcasses sold at the auction for the Champion & Reserve Champion carcasses.
- All animals will be taken to Johnson's Processing Plant in Chadwick for slaughtering and cooling the last week of July. Exhibitor will be notified of weigh-in location & time.
- Beef taken to Johnson's is the responsibility of the owner. Champion & Reserve Champion carcasses

will have the option to sell at the Auction on Monday night of Fair week. **All other carcasses should be sold privately or put in one's own freezer. Arrangements need to be made prior to going to the locker. Everyone is in charge of their own processing fee except for the Champion & Reserve Champion carcass if they chose to sell at the 4-H Auction.**

9. Animals will be judged on the rail and cut-out data collected end of July.
10. Steers or heifers will be judged on a maximum yield grade of 3.99 and minimum quality grade of high select (S+). Carcass gain per day will be used in determination of rankings.
11. 2021 Ownership Deadlines – all quality animals must be owned by the member by February 1.

**Department Class:** Beef Carcass

## **Market Beef Department**

Department Rules: See General 4-H, Livestock and Health Rules

1. All steers and market heifers must be weighed between 5:00 p.m. and 6:00 p.m., on Sunday, August 1.
2. Each animal entered must have been born after January 1, 2020. No steer can be shown -- regardless of birth date -- that has permanent teeth showing or evidence thereof.
3. 4-H members must be enrolled in the beef project by January 1<sup>st</sup> in order to exhibit in the Beef Department.
4. Exhibitors may make unlimited entries in the Beef Feeding Department but no more than two (2) entries in any one weight class.
5. The Beef Feeding Committee shall rule on any steer of questionable age or breed.
6. Order of show will be posted on Sunday evening, August 1.
7. Market heifers of all breeds will be shown together unless there are more than 15 head.
8. 4-H Beef Fair Show is a No Fit Show. Cattle are to be shown in their natural conformation.
9. The penalty for obvious falsification of entries or records will be the barring of that member from exhibiting in from one to all classes entered in the Department and forfeiture of premiums.
10. Exhibitors either found breaking the above rules, prior to entering the ring or while in the ring, will be asked to do the following: Immediately exit the show ring, not show any more cattle at the current beef show and lose all premiums in the Beef Division.
11. Exhibitors may not remove exhibits from the grounds until all beef are through showing for the day and the department's officials releasethem.
12. For Champion and Reserve Champion Class in each breed, all A-1 and A-2 placing animals must be brought into the ring for judging.
13. Showmanship classes for beef will be divided into three (3) age divisions. They are: Jr. Division 8 - 11 year olds; Intermediate 12 - 15 year olds; Sr. Division 16 - 18 year olds. All ages as of September 1, 2020.

**Department Classes:** All Other Registered Breeds, Angus, Crossbred, Hereford, Market Heifer, Shorthorn, Simmental

NOTE: Champion and Reserve Champion ribbons and/or awards will be given in each of the divisions listed. Entries without competition in their division will be eligible for Champion & Reserve Champion ribbons only – at the judge's discretion.

## **Bucket Calf Project**

Department Rules: See General 4-H and Livestock Rules

1. All Beef Bucket Calf Project animals must be on the grounds by 7:30 a.m., Monday, August 2. All Dairy Bucket Calf Project animals must be on the grounds by 8:30 a.m., Thursday, August 6.
2. Calf must have been born between January 1 and June 1, 2021.
3. Calves will be shown at halter.

4. **Completed Livestock Project Record sheets need to be turned into the Beef Committee at the registration table prior to or by the 7:45 a.m. deadline on Monday.** The 4-H'ers will speak with the Beef Committee one-on-one prior to judging their records, starting at approximately 7:45 a.m. This will take place at the registration table, located in the showing. **Completed Livestock Project Record sheets need to be turned into the Dairy Committee at the registration table prior to the show or by the 8:45 a.m. deadline on Thursday.**
5. Judging will be done by conference method.
6. There will be a space available in the beef and dairy barn for tie-up.
7. Final ranking will be based on 4-H'ers knowledge of the calf (50%), completed record sheets (25%), and general health and appearance of the calf(25%).
8. Judging at halter will take place following the Beef Breeding class on Monday, August 2, for beef. **Dairy bucket calf will be judged at 9:00 a.m., on Thursday, August 6, before the dairy showmanship classes.**
9. Projects can only be shown in the Bucket Calf class. Each 4-H'er can only exhibit one animal per class.
10. Grooming with adhesives, etc., and clipping are prohibited. Calf just needs to be washed and clean.
11. Bucket calf 4-H'ers may exhibit in the showmanship class and the club group of three (3).
12. Bucket calves must be off the cow by June 1st. Bucket calves must be bottle fed, unless calf is born after April 1.

**Department Classes:**

- BEEF** 8 - 12 Year Olds  
**DAIRY** 8 - 12 Year Olds

## Cat Care Division

4-H'ers in the Cat Project may do one or both of the following. Premiums will only be paid on one.

- \*Participate in a live cat show (details on this page)
- \*Prepare an Animal Science exhibit (details under Animal Science Projects Division) for display and judging during the General Projects Show

**Cat Care** - Exhibit your cat at the **pavilion across from the 4-H building** at 9:30 a.m. on Monday, August 2, 2021. Check-In time – 9:15 a.m.

4-H'ers may exhibit more than one (1) but not more than three (3) cat(s) or kitten(s).

Cats should remain in cages or on leash until show time.

**Your completed financial work sheet must accompany the cat.**

Rabies vaccinations are required for all cats 4 months and older.

You must have an itemized receipt or slip from a veterinarian showing that your cat is vaccinated, which must be presented to the judge at the time of conference judging.

4-H'ers **do not** have to bring their project manual with completed activities.

**Cats will be judged on the following criteria:**

- a. Physical condition – condition of eyes, ears, body, teeth, gums and leg structure.
- b. Cleanliness and presentation – grooming to enhance beauty (i.e. clipped toe nails on adult cats only, not kittens or outdoor kittens; ears must be free of mites and infections; ears should be clean; cats must be free of fleas and skin disorders; cats should be bathed).
- c. Temperament – Calm and receptive to judging procedures.
- d. Appearance - good health, alert and graceful movement.
- e. Feel - size and shape of bone structure, muscle tone, and conformation.

No pregnant or nursing cats for the safety of cat and her kittens, are eligible to be exhibited.

All cats will be dismissed immediately after judging.

The Cat show will be divided into four (4) classes. Each class will award a Champion and Reserve Champion Ribbon based upon the discretion of the judge.

**Kittens 4 - 8 months** - Born on or after January 1, 2021.

**Altered Kittens 4-8 months**- Kittens spayed or neutered

**Adult Whole Cat 9 months and older** - Born before January 1, 2021.

**Altered Cats 9 months and older** - Adults spayed or neutered  
 Premiums will only be paid on the animal or animal science entries.

## Dairy Department

Department Rules: See General 4-H, Livestock and Health Rules

**4-H'ers in the Dairy project may do one or both of the following. Premiums will only be paid on one.**

**\*Participate in a live animal show (details on this page)**

**\*Prepare an Animal Science exhibit (details under Science Projects Division) for display and judging during the General Projects Show.**

1. Dairy Bucket Calf record sheets due to registration table 20 minutes ahead of show time on Thursday, August 6, 2021. Show starts at 9:00 a.m. We encourage you to register for the county dairy show. All breeds and ages will show on Thursday at 9:00a.m.
2. Health papers must be presented to the department officials upon arrival.
3. Registration certificates must be in the 4-H'ers name only & be presented for all purebred animals.
4. Exhibitors may have unlimited entries in the department, but no more than two entries in any one class.
5. Club Group of Three - There must be at least two exhibitors and not more than one entry per club.
6. **Birth dates for classes are as follows:**
  - Spring Calf** - calved on or between March 1, 2021 and May 31, 2021.
  - Winter Calf** - calved on or between December 1, 2020 and February 28, 2021.
  - Fall Calf** - calved on or between September 1, 2020 and November 30, 2020.
  - Summer Heifer** - calved on or between June 1, 2020 and August 31, 2020.
  - Spring Yearling** - born on or between March 1, 2020 and May 31, 2020.
  - Winter Yearling** - born on or between December 1, 2019 and February 28, 2020.
  - Fall Yearling** - born on or between September 1, 2019 and November 30, 2019. 2 year old – born on or between September 1, 2017 and August 31, 2019.
  - 3-4 year old** - born on or between September 1, 2016 and August 31, 2018.
  - 5 year old and older** - born before September 1, 2016.
7. Order of showing will follow county Dairy Show.
8. Showmanship Classes: Jr. Showmanship 8-13 yrs old; Sr. Showmanship 14-18 yrs old. All ages as of September 1, 2020.

<b>Department Classes:</b>	<b>Brown Swiss</b>	<b>Guernsey</b>	<b>Jersey</b>	<b>Ayrshire</b>	<b>Holstein</b>	<b>Other</b>
<b>Spring Calf</b>	D-01	D-11	D-21	D-31	D-41	D-51
<b>Winter Calf</b>	D-02	D-12	D-22	D-32	D-42	D-52
<b>Fall Calf</b>	D-03	D-13	D-23	D-33	D-43	D-53
<b>Summer Heifer</b>	D-04	D-14	D-24	D-34	D-44	D-54
<b>Spring Yearling</b>	D-05	D-15	D-25	D-35	D-45	D-55
<b>Winter Yearling</b>	D-06	D-16	D-26	D-36	D-46	D-56
<b>Fall Yearling</b>	D-07	D-17	D-27	D-37	D-47	D-57
<b>2 Yr. Old Cow</b>	D-08	D-18	D-28	D-38	D-48	D-58
<b>3 &amp; 4 Yr. Old Cow</b>	D-09	D-19	D-29	D-39	D-49	D-59
<b>Aged Cow</b>	D-10	D-20	D-30	D-40	D-50	D-60
<b>Dry Cow Class</b>	All ages and breeds – D-61					
<b>Bucket Calf</b>	8-12 Yr. Olds					

# **Dog Division – Entries due June 12, 2021**

Granny Rose K-9 Enrichment Center, Dixon

1. All rules apply.
2. Dogs must have correct training equipment such as a flat buckle collar or a choker collar and 6-foot leather or nylon lead to enter obedience classes. Harnesses will not be allowed in the obedience classes.  
NO PRONG COLLARS
3. 4-H'ers and dogs entered in the "Beginner I" or "Beginner II" obedience class must have written proof (form signed by trainer) of at least 6 sessions of obedience training. Training for agility is recommended, but not required.
4. All dogs must be current on vaccinations and owners must present a copy of those vaccination records and signed certificate from the vet (within 30 days of show) Please present these forms at check-in for each dog entry certifying dog has had current rabies, distemper-hepatitis-leptospirosis and parvo inoculations.
5. Dogs must be on a leash at all times unless crated.
6. Dogs not registered to compete will not be allowed in the building.
7. Exhibitors are responsible for bringing any supplies they wish to have on hand; including, but not limited to: water bowls, soft treats, grooming supplies, and crates. Exhibitors should also consider bringing their own seating as limited chairs will be available. Concessions will be available for purchase.
8. Dogs in season will not be permitted to show.
9. Unruly or aggressive dogs will not be allowed to show and may be excused by the superintendent and/or judge.
10. No treats are allowed in the ring or to be given during judging.
11. A runoff will be held in case of a tie for total score.
12. Clean-up equipment will be available. You must clean up after your own dog.
13. Show Awards may be presented to: Grand Champion Jr. Dog Showmanship  
Grand Champion Sr. Dog Showmanship
14. Individual County awards will be presented to: Champion Jr. Dog Showmanship  
Champion Sr. Dog Showmanship

## **Care and Grooming Division Classes:**

1. Youth should have knowledge of breed standards of their dog, elementary dog anatomy, and knowledge of your dog. (The judge has the right to question exhibitors in one or all of these areas.)
2. If dog is groomed by professional groomer, exhibitor should knowledgeable of grooming procedure as well as the daily or weekly grooming needs performed by the exhibitor.

**D101 Care and Grooming—Junior Class** - youth ages 8 - 13 as of Sept. 1 of the current 4-H year

**D102 Care and Grooming—Senior Class** - youth ages 14-18 as of Sept. 1 of the current 4-H year

## **Agility Division Classes:**

1. Youth may only enter one Agility Class for each dog being shown.
2. Agility classes may be subdivided by dog shoulder height into 8", 12", or 16" classes depending on number of entries. Dogs under a year of age will jump at the next lower height.
3. Dogs are only eligible for Agility On Leash for 2 years before they must advance to Agility Off Leash.

### **D103 Agility On Leash –**

Dogs will be led by handler through an obstacle course. They will be judged on their ability to maneuver through the obstacles. No choke collars may be used: only flat buckle collars.

### **D104 Agility Off Leash –**

Dogs will be judged on their ability to navigate course and maneuver through obstacles while off leash.

## **Costume Division Class:**

**D105: Costume Class**

1. Dog and handler to be dressed in costume.
2. Dog will be dressed at show time ONLY to avoid the risk of dog overheating.
3. As soon as the class is finished, the costume will be removed from dog and handler.
4. Dog must enter and exit the ring on leash.
5. Exhibitor will be judged on the thought and creativity put into the costume for the dog and handler.

**Showmanship Division Classes:**

1. Exhibitors will be judged on handling skill. Exhibitors should have appropriate “show” lead for their dogs.
2. The 4-H’er winning Champion Jr. & Sr. Showmanship classes at the Lee County 4-H Fair may represent Lee County at the State Fair 4-H Dog Show. If the Champions are unable to attend, the alternate may represent the county.

**D106 Junior Dog Showmanship** – for handlers ages 8-13, as of September 1, of current 4-H year.

**D107 Senior Dog Showmanship** – for handlers ages 14 and older, as of September 1, of current 4-H year.

**Obedience Division Classes:**

1. Inexperienced handler refers to exhibitors who has not previously shown dogs. Inexperienced dogs refers to dogs who have not been trained before this year.
2. Handler and dog teams may only enter Beginner I class for one year, then must move to Beginner II. Handler and Dog teams may only enter Beginner II for one year, then must move to Graduate Beginner. In all other obedience classes, dogs qualifying the previous year must advance to the next class, with a maximum of two years in any one class.
3. AKC rules will be used as a guideline for judging. Maximum 200 points per class.
4. Either a command or signal may be given when the dog is to be in motion. A command and/or signal may be given when a dog is to stay.
5. Exhibitors planning to enter at the Illinois State Fair in “Obedience” must have a score sheet signed by the judge of the county show certifying the dog scored 170 points for class handler/dog entered at county show.
6. For the Rally class: depending on the number of entries, classes may be combined.

**D108 Beginner Novice I—**

(For inexperienced handlers and inexperienced dogs)

1. Heel on Leash (forward, halt, right turn, left turn, about turn, slow, normal and fast). The last order signifies that the handler and dog must break pace. These orders will be given by utilizing posted signs ..... Maximum points 40
2. Figure Eight (on leash) ..... Maximum points 40
3. Sit for Exam (on leash)..... Maximum points 40
4. Sit Stay (walk around ring) ..... Maximum points 40
5. Recall (off leash front/no finish)..... Maximum points 40

**D109 Beginner Novice II—**

(For experienced handlers and inexperienced dogs or experienced dogs and inexperienced handlers.)

1. Heel on Leash (forward, halt, right turn, left turn, about turn, slow, normal and fast). The last order signifies that the handler and dog must break pace. These orders will be given by utilizing posted signs ..... Maximum points 40
2. Figure Eight (on leash) ..... Maximum points 40
3. Sit for Exam (on leash) ..... Maximum points 40
4. Sit Stay (walk around ring) ..... Maximum points 40
5. Recall (off leash front/no finish) ..... Maximum points 40

**D110 Pre Novice)—**

1. Heel on Leash and Figure 8 ..... Maximum points 40
2. Stand for Examination (off leash) ..... Maximum points 30
3. Heel Free (off leash) ..... Maximum points 40



4. Recall (off leash with finish) ..... Maximum points 30
5. Sit or Down Stay-Walk around the Ring ..... Maximum points 30
6. Sit Stay-Get Your Leash (off leash) ..... Maximum points 30

**D111 Novice—**

1. Heel on Leash and Figure 8 (on leash)..... Maximum points 40
2. Stand for Examination (off leash) ..... Maximum points 30
3. Heel Free (off leash) ..... Maximum points 40
4. Recall (off leash) ..... Maximum points 30
5. Sit Stay – Get your leash (off leash)..... Maximum points 30
6. Group Exercise – Sit & Down Stay (on leash) ..... Maximum points 30

**D112 Graduate Novice –**

1. Heel Free and Figure 8 (off leash) ..... Maximum points 40
2. Drop on Recall ..... Maximum points 40
3. Dumbbell Recall ..... Maximum points 30
4. Dumbbell Recall over High Jump ..... Maximum points 30
5. Recall over Broad Jump ..... Maximum points 30
6. Stay-Get your leash (sit, Down)..... Maximum points 30

**D113 Pre-Open-**

1. Heel Free and Figure 8 ..... Maximum points 40
2. Command Discrimination (Stand, Down, Sit)..... Maximum points 30
3. Drop on Recall ..... Maximum points 30
4. Retrieve on Flat ..... Maximum points 20
5. Retrieve over High Jump ..... Maximum points 30
6. Broad Jump ..... Maximum points 20
7. Stay-Get your leash (Sit, Down)..... Maximum points 30

**D114 Open –**

1. Heel Free and Figure 8 ..... Maximum points 40
2. Command Discrimination (Stand, Down, Sit)..... Maximum points 30
3. Drop on Recall ..... Maximum points 30
4. Retrieve on Flat ..... Maximum points 20
5. Retrieve over High Jump ..... Maximum points 30
6. Broad Jump ..... Maximum points 20
7. Stay-Get your leash (Sit, Down)..... Maximum points 30

**D115 Graduate open –**

1. Signal Exercise ..... Maximum points 40
2. Scent Discrimination ..... Maximum points 30
3. Go Out ..... Maximum points 30
4. Directed Jumping ..... Maximum points 40
5. Moving Stand and Examination ..... Maximum points 30
6. Directed Retrieve ..... Maximum points 30

**D116 Pre Utility–**

1. Signal Exercise ..... Maximum points 40
2. Scent Discrimination Article #1 ..... Maximum points 30
3. Scent Discrimination Article #2 ..... Maximum points 30
4. Directed Retrieve ..... Maximum points 30
5. Moving Stand & Examination ..... Maximum points 30
6. Directed Jumping..... Maximum points 40

**D117 Utility–**

1. Signal Exercise ..... Maximum points 40
2. Scent Discrimination Article #1 ..... Maximum points 30
3. Scent Discrimination Article #2 ..... Maximum points 30
4. Directed Retrieve ..... Maximum points 30
5. Moving, Stand and Examination ..... Maximum points 30

6. Directed Jumping .....Maximum points 40

**Rally Division Classes:**

1. The handler is guided through the course by numbered signs, which tell the handler what exercise is to be performed. For Rally Novice there will be 10 to 15 stations as well as a "Start" and a "Finish" sign.
2. Participants will have a chance to walk course before class begins.
3. Unlimited communication is allowed, however, touching the dog is not.
4. Time to complete the course will be used in case of a tie.

**D118 Rally Novice**

10-15 signs are used (not including start and finish). 3-7 of the signs must be "stationary" signs. Performed on leash.

**D119 Rally Intermediate**

12-17 signs are used (not including start and finish). 3-7 of the signs must be "stationary" signs. At least 3 "advanced" signs. Performed on leash.

**D120 Rally Advanced**

12-17 signs are used (not including start and finish). 3-7 of the signs must be "stationary" signs. At least 3 "advanced" signs. Dog must jump once. Performed **off leash**.

**D121 Rally Excellent**

15-20 signs are used (not including start, finish, or call marker). Dog must jump twice. 2 or more of the signs must be "advanced" signs. 3 or more of the signs must be "excellent" signs. Must include a "Sit Stay" sign. Performed **off leash**. Cannot pat leg or clap hands for encouragement.

**Animal Science Class**

**Animal Science Class**

Written report or display. This class is for 4-Hers who may or may not have an animal but are enrolled in dog project. See Animal Science Department for requirements.

## **Goat Department**

Department Rules: See General 4-H, Livestock and Health Rules

**4-H'ers in the Goat project may do one or both of the following, premiums will only be paid on one:**

**\*Participate in a live Goat show (details on this page).**

**\*Prepare an Animal Science exhibit (details under Animal Science Projects Division) for display and judging during the General Projects Show.**

1. All goat entries must be on the grounds by noon on Monday, August 2. Judging will begin at 12:30 p.m., prior to the Sheep Show. Goats will be housed in the Sheep Barn.
2. There may be eight (10) entries in the department, but no more than two entries in any one class.
3. Goats must be broke to lead and will show in the ring.
4. Order of showing will follow the order listed in the fair book.
5. Champion and Reserve Champion ribbons will be given only if the exhibit is of high enough quality. Ribbons will be awarded to Grand Champion doe and buck if there are enough entries to have competition.
6. Junior Showmanship (8 -13), and Senior Showmanship (14 - 18). Ages are as of September 1, 2020.
7. Club Group of Three must have two exhibitors with not more than one entry per club.
8. Goats must be tied, or pens will be available in the Sheep Barn.
9. Preferred show attire should be show whites (white shirt and pants), however black pants (not blue jeans) will be acceptable.
10. No Pygmy/Dairy cross goats can be exhibited in Pygmy classes.

11. Dairy goats must be groomed (shaved) properly.
12. All Dairy Breed Goats must be dehorned.

**Department Classes:**

**Meat Goat Classes:**

Jr. Kid – Born on or after April 1, 2020  
 Intermediate Kid – Born March 1-March 31, 2020  
 Sr. Kid – Born January 1-February 28, 2020  
 Meat Doe Under 1 yr of age  
 Meat Doe 1 yr and under 2 yrs of age  
 Meat Doe 2 yrs and under 3 yrs of age  
 Meat Doe 3 and 4 yrs of age  
 Meat Doe 5 yrs of age and older  
 Meat Wether Class – (includes Meat Goats & Dairy/Meat Cross) (needs to be castrated by June 1, 2020)

**Pygmy Goat Classes:**

under 2 yrs (female only)  
 2 to 6 months of age  
 7 months to 1 yr of age  
 1 to 2 yrs of age  
 Over 2 yrs (female only)  
 Wether class (needs to be castrated by June 1, 2020)

**Dairy Goat Classes (Alpine, LaMancha, Nubian, Saanen, AOP, & Grade):**

Jr. Kid – Born on or after April 1, 2020  
 Intermediate Kid – Born March 1-March 31, 2020  
 Sr. Kid – Born January 1-February 28, 2020  
 Dry Yearling – under 2 yrs  
 Milking Yearling – under 2 years born after 8/2/18  
 Milking – 2 yrs and under 3 yrs born 8/2/16 to 8/1/18  
 Milking – 3 yrs and under 5 yrs born 8/2/14 to 8/1/17  
 Milking – 5 yrs and over born after 8/2/15  
 Dairy Market Wether – born after 1/1/2021

**Fainting Goat Classes:**

under 2 yrs (female only)  
 2 to 6 months of age  
 7 months to 1 yr of age  
 1 to 2 yrs of age  
 Over 2 yrs (female only)  
 Wether class (needs to be castrated by June 1, 2020)

**All Other Kinds of Goats:**

Other

**Showmanship:**

Junior Showmanship (ages 8-13 as of September 1, 2020)  
 Senior Showmanship (ages 14-18 as of September 1, 2020)

- All grade and registration papers must comply with ADGA Sanction Show requirements.
- Exhibitors must be listed as owner on registration papers. For Does under 6 months of age, an official stamped duplicate must accompany animal.
- Substitutions are allowed within a class up to time of check-in.
- The box "E" does not have to be used for Wether tattooing; the use of an identification number is sufficient.
- Wethers need not be registered.
- Wethers may not be crossbred (Must exhibit breed character of exhibitor's herd).
-

# Horse and Pony Department

Judged: Thursday, July 8, 8:30 a.m.

Check-in: Thursday, July 8, 8:00a.m.

RAIN DATE: Sunday, July 11, 8:30 a.m. (ONLY rain date)

## Rules:

Exhibitors MUST notify the horse committee of any scratches BEFORE the horse show.

1. Horse must be owned or leased before May 15, 2021.
2. Observe all health regulations. COGGINS TESTS MAY BE CHECKED!
3. A.Q.H.A rules are guidelines for specific classes.
4. ATTENTION: Horses and ponies may be exercised in the infield only; not on any other area at fairgrounds. Caution must be used around spectators
5. NO TRANQUILIZERS SHALL BE PERMITTED.
6. Horses and ponies will be judged on conformation, training, posing, and temperament.
7. No stallions over one year of age will be allowed to exhibit.
8. The steward/judges reserve the right to screen and divide class at the gate before the show.
9. Any horse is considered one year old after the first of January – born the year before.
10. **NO CHANGING OF CLASSES WILL BE ALLOWED AFTER JUNE 11, 2021. NO WITHDRAWING FROM CLASSES THE DAY OF SHOW – ONLY EXCEPTION IS ILLNESS OR INJURY.**
11. **UPON REQUEST** all animals will be measured from the highest point of the withers to the GROUND. Ponies will measure UNDER 58 inches and horses will measure 58 inches and over, if requested.
12. Unsportsmanlike conduct by an exhibitor may be grounds for disqualification by the steward or committee.
13. Trophy classes are NOT eligible for Grand Champion Pleasure Horse.
14. A variety of trail class obstacles, showmanship, and horsemanship patterns will be available from the Extension office or a member of the horse committee by June 1 each year, when possible. The final pattern for the events will be given the morning of the horse show.
15. If you show your horse/pony in Walk-Trot Pleasure you cannot show the same horse/pony in any other pleasure class.
16. You may only show in one Horsemanship class.
17. Contact a committee member prior to registration if you have any conflicts. Contact a committee member prior to show if you have any complaints.
18. Exhibitors must have provided two profile pictures and one headshot of 4-H horse/pony to the Extension Office by May 15, 2021, for identification purposes if you plan to go to state show.
19. If the horse, for which you entered leases/ownership papers, has an unexpected illness, injury or death you may bring a vet's notice, along with new pictures and paperwork to the Whiteside County Extension Office on a substitute horse. This rule only qualifies for Whiteside County 4-H Show.
20. Appropriate attire for classes entered. Hats and boots are mandatory.
21. Two exhibitors may not ride the same horse in the same class, unless different ages.
22. Harness Hitch Class – it is required that an adult rider is along.
23. Do not park horse trailers with or without horses tied to them, on track, around wash racks or dairy and horse barn.
24. There will be a "Judges Choice" Award given. This award will be given to the individual who shows outstanding sportsmanship, care for animal or care for other 4-H'ers; or in some way "stands out" to the judge during the day.
25. **First** and **Second** place winners in each class with a (\*\*\*) by them, return to the ring when called by the judge to compete for Grand Champion Performance Horse or Pony or Halter Horse.
26. **Helmets will be required when mounted and riding in the show ring at the Whiteside County 4-H Horse Show!** Helmets will be required when mounted on horse at the 2021 Illinois State Fair.
27. All horse classes will only be allowed to show one horse. Only exception will be for the speed event in which a 4-Her may enter two.

28. If a tack change is needed, you will need to notify the clerk table before the class to ask for tack change time. Gate will be held until tack change is complete, but no more than 5 minutes.
29. All Illinois Equine (horses, ponies, mules, donkeys, etc.) 12 months and older participating in an advertised equine event ("Advertised equine event" means a show, rodeo, exhibition, trail ride, or horse fair, excluding sales or auctions, that is posted or media promoted) shall be accompanied by a NEGATIVE TEST for equine Infectious Anemia/E.I.A. (Coggins/ELISA) conducted within one (1) year. A health certificate (certificate of veterinary inspection) is not required for Illinois equine.

**Classes and show order:**

For descriptions of the classes, how each class is to be judged, and details about the trail class, etc., refer to the Horse Appendix assigned to 4-H'ers enrolled in horse projects.

**Halter Classes:**

1. *Pony Halter (under 58")*
  2. *Weanling/Yearling Halter*
  3. *Horse Halter – Non-Quarter type*
  4. *Horse Halter – Quarter type*
  5. *Draft Horse Halter*
  6. *Miniature Horse Halter*
  7. *Mule/donkey Halter*
- Selection of Champion Halter

**Showmanship Classes:**

8. *Showmanship Senior (ages 14 and older, as of September 1, 2020)*
9. *Showmanship Junior (ages 8-13, as of September 1, 2020)*
10. *Halter Fun Class, all ages (non-riding) – no medal*
11. *Open Harness (pony & horse)*
12. *Bareback Horse*
13. *Bareback Pony*

**Break for Lunch**

14. *Costume Class*
15. *Trail Class (must have at least 4 participants signed up to hold this class)*

**Performance Classes:**

16. *Hunter Hack*
  17. *Hunter Cross Poles*
  18. *Walk-Trot Pleasure (ages 8-13)*
  19. *Walk-Trot Pleasure (ages 14 and older)*
  20. *Pony Pleasure*
  21. *\*\*Gaited Horse Pleasure*
  22. *\*\*English Pleasure (ages 8-13)*
  23. *\*\*English Pleasure (age 14 and older)*
  24. *English Equitation (ages 8-13)*
  25. *English Equitation (14 and older)*
  26. *\*\*Western Pleasure (ages 8-13)*
  27. *\*\*Western Pleasure (ages 14 and older)*
  28. *Walk-Trot Horsemanship (ages 8-13)*
  29. *Walk-Trot Horsemanship (ages 14 and older)*
  30. *Western Horsemanship (ages 8-13)*
  31. *Western Horsemanship (ages 14 and older)*
- Selection of Grand Champion and Reserve Champion Performance Horse or Pony  
(all first and second places)
32. *Fun Class: Egg-in-spoon*

Speed Events:

33. *Flag Race (ages 8-13)*
34. *Flag Race (ages 14 and older)*
35. *Barrels (ages 8-13)*
36. *Barrels (ages 14 and older)*
37. *Plug Race (ages 8-13)*
38. *Plug Race (ages 14 and older)*
39. *Pole Bending (ages 8-13)*
40. *Pole Bending (ages 14 and older)*

– Selection of High Point Speed Horse or Pony

**50137 ANIMAL SCIENCE HORSE READY4LIFE CHALLENGE** -Open to 11-to18-year-olds enrolled in any Horse project.

Exhibits in this category must include the following: a) a physical representation of the career or business product such as a model, prototype or display/portfolio that includes images of accomplished work; b) verbal or written explanations that demonstrate knowledge of the related career or business fields, potential careers, and the appropriate requirements for achievement in those fields. The judging criteria for this class values thoroughness of career and/or business exploration and pursuit above the workmanship of the physical specimen on display.

## **Poultry Department**

Department Rules: See General 4-H, Livestock and Health Rules

**4-H'ers in the Poultry project may do one or both of the following. Premiums will only be paid on one.**

**\*Participate in a live Poultry show (details on this page).**

**\*Prepare an Animal Science exhibit (details under Science Projects Division) for display and judging during the General Projects Show.**

1. All Poultry entries must be on the grounds by 3:00 p.m. on Sunday, August 1, 2021. Judging will begin at 3:30 p.m. in the west end of the **Poultry Barn**.
2. You may show unlimited times in each division but no more than twice in any one class. A pen shall count as one entry.
3. Entries shown in breeding classes cannot be shown in market classes.
4. The exhibitor must be present to show his/her project when the class is called. The judge will come to the project. If the exhibitor cannot be present, another 4-H member may show the project for him/her.
5. De-winged or de-beaked birds will not be discriminated against.
6. Champion ribbons will be given only if the exhibit received a "Blue Rating" and the judge feels that the exhibit is of high enough quality. Champion and Reserve Champion ribbons may be given to the following classes, if there are enough entries: Best cockerel/Rooster, Best pullet/Hen, Best pen of three, Best market pen, Best egg production, Best fancy chicken, Best turkey hen, Best turkey tom, Best pen of three turkeys, Best drake, Best pen of three ducks, Best goose hen, Best gander, and Best pen of three geese.

**Classes:**

- F-01 American class chickens
- F-02 Asiatic class chickens
- F-03 English class chickens

**Chicken Division**

- F-04 Mediterranean class chickens
- F-05 Continental class chickens
- F-06 Other standard breeds class chickens

- F-07 Clean-legged Bantams
- F-08 Feather-legged Bantams
- F-09 Market Pen of three chickens (any combination of fat pullets, cockerels or capons)
- F-10 Egg production pen (3 laying hens) & bring one dozen eggs of the same color. Eggs must be taken home after exhibiting. Eggs will be judged on -
  - Uniformity of color
  - Shape & size
  - Shell condition
  - Interior quality
 White eggs will be judged separately from colored eggs.

F-11 Egg Production pen (3 hens) - hens too young to lay, no eggs required.

**Note:** A Cockerel shall be a male hatched during this current year. A pullet shall be a female hatched during this current year. A cock shall be a male hatched prior to this current year.

A hen shall be a female hatched prior to this current year.

**Pair of Broilers – Purebreds or Crossbreds – must be of same sex**

- F-12 6 lbs or under
- F-13 Over 6 lbs

**Embryology**

- F-14 Exhibitors must show knowledge of embryology by displaying any of the following project ideas or one approved by the Extension Office.
  - Written report.
  - Display 6 to 10 hatched chicks up to two weeks of age, to be removed after judging.
  - Project display.

**Turkey Division**

- F-15 Hen Turkey
- F-16 Tom
- F-17 Pen of 3 Turkeys (1 tom and 2 hens)

**Ducks & Geese Division**

- F-18 Light Weight Breeds
- F-19 Medium Weight Breeds
- F-20 Heavy Weight Breeds
- F-21 Bantam Ducks

**Other**

- F-22 Pair of Pigeons
- F-23 Pair of other species
- F-24 Guineas
- F-25 Junior Showmanship – 8 – 13 years of age as of September 1, 2020
- F-26 Senior Showmanship – 14 – 18 years of age as of September 1, 2020

**Note:**

**American Classes are:** Plymouth Rocks, Dominiques, Wyandottes, Javas, Rhode Island Reds, Rhode Island Whites, Buckeyes, Chanteclers, Jersey Giants, Lamonas, New Hampshires, Hollands, Delawares, White Rocks, Barred Rocks, and Partridge Rock. **Asiatic class are:** Brahmas, Cochins, and Langshans.

**English Class are:** Dorkings, Redcaps, Cornish, Orpington, Sussex and Australorps.

**Mediterranean class are:** Leghorns, Minorcas, Spanish, Andalusians, Anconas, Sicilian Buttercups, and Catalanas.

**Continental class are:** Hamburgs, Campines, Lakenvelders, Polish, Houdans, Feverolles, Crevecoeurs and La Fleche.

**All other standard breeds are:** Games, Malays, Sumatras, Aseels, Shamos, Yokohamas, Phoenix, Cubalayas, Sultans, Frizzles, Naked Necks, Araucanas and Ameraucanas.

**Cleaned Legged Bantam Class are:** Aconoaas, Anadalusians, Australorps, Catalanas, Campines, Delawares, Dorkings, Frizzles, Hollands, Japanese, Javas, Jersey Giants, Lakenvelders, Lamonas, Leghorns, Minorcas, Naked Necks, New Hampshires, Orpington, Phoenix, Plymouth Rocks, Rhode Island Reds, Spanish, Sussex, Antwerp, Belgians, Dominiques, Hamburgs, Redcaps, Rhode Island, Rosecombs, Sebrights, Wyandottes, Ameraucanas, Araucanas, Buckeyes, Chanteclers, Cornish, Crevecoeurs, Cubalayas, Houdans, La Fleche, Malays, Polish, Shamos, Sicilian Buttercups, Sumatras, and Yorkohams.

**Feather Legged Bantam Class are:** Booted, Brahmas, Cochins, Feverolles, Frizzles, Langshans, Silkies and Sultans.

**Examples of Crossbreds for Broilers or Laying Hens: (not limited to these)** Cornish Rocks, DeKalb Sex Links, Highland 55, Hy- y-Boilers and etc.

**Heavy Weight Ducks are:** Pekin, Aylesbury, Rouen and Muscovy. **Medium Weight Ducks are:** Cayuga, Crested, Swedish and Buff. **Light Weight Ducks are:** Runner, Campbell and Magpie

**Bantam Ducks are:** Call, East India and Mallard.

**Heavy Weight Geese are:** Toulouse, Embden and African.

**Medium Weight Geese are:** Sebastopol, Pilgrim, American Buff and Saddleback Pomeranian.

**Light Weight Geese are:** Chinese, Tufted Roman, Canada and Egyptian.

**Pigeons are:** Kings, Mondains, Careux, Racing Homers, Rollers, Fantails, Posders, Trumpeteers, Mookes, and Helmets.

**Other Species are:** Ornamental and White Pheasants, Peafowl, Guineas, Emus, Rheas and Ostriches.

**\*Ringneck pheasants, partridge and quail will not be allowed.**

## **Rabbit Department**

Department Rules: See General 4-H, Livestock and Health Rules

**4-H'ers in the Rabbit Project may do one or both of the following. Premiums will only be paid on one.**

**\*Participation in a live rabbit show (details on this page)**

**\*Prepare an Animal Science exhibit (see Science Projects Division) for display and judging at the General Projects Show.**

1. Rabbits must be on the grounds by 10:45 a.m. on Monday, August 2, 2021, with the judging beginning at 11:00 a.m. in the Rabbit Barn (west of the grandstand).
2. You may show a total of five (5) times in the department, but no more than twice (2) in any one class. A pen shall count as one entry.
3. Entries shown in breeding classes may not be shown in market classes.
4. The exhibitor must be present to show his/her project when the class is called. Rather than having the judge go to the project, each exhibitor will bring the exhibit to the judge. If the exhibitor cannot be present, another 4-H member may show the project for him/her.
5. Pen (holes) will be available for rabbits to be placed in before judging begins.
6. Champion ribbons will be given only if the exhibit received a "Blue Rating" and the judge feels that the exhibit is of high enough quality. Champion and Reserve Champion ribbons may be given to the following classes: Best Doe, Best Buck, Best Pen of Three, and Best Market Pen of Three.
7. The 4-H'er must wear a long sleeve shirt and be neat in appearance. The 4-H'er should wear their exhibit number on the front of their shirt (facing the judge).
8. Rabbits need to be out of the Rabbit barn between 5:30 - 6:00p.m., on Monday, August 5.

**Classes:**

Doe Rabbit, under 6 months

R-01	New Zealand
R-01a	Rex
R-01b	All Other Recognizable Breeds
R-01c	Crossbred



Doe Rabbit, 6 months and older

R-02	New Zealand
R-02a	Rex
R-02b	All Other Recognizable Breeds
R-02c	Crossbred

Buck Rabbit, under 6 months

R-03	New Zealand
R-03a	Rex
R-03b	All Other Recognizable Breeds
R-03c	Crossbred

Buck Rabbit, 6 months and older

R-04	New Zealand
R-04a	Rex
R-04b	All Other Recognizable Breeds
R-04c	Crossbred

R-05 Breeding Pen of Three, under 6 months (1 buck and 2 does)

R-06 Breeding Pen of Three, 6 months and older (1 buck and 2 does)

R-07 Rabbit Market Pen of Three (3 of either sex) - Weight: Approximately 5 pounds live weight. Should conform to A.R.B.A. Rules.

Junior Showmanship Class, ages 8 - 13 years old as of September 1, 2020.

Senior Showmanship Class 14 - 18 years old as of September 1, 2020.

**We encourage you to stay for the county fair rabbit show on Tuesday.**

Rabbits need to be earmarked before fair week to be eligible to show in the county fair rabbit show or to be sold at the livestock auction.

## **Sheep Department**

Department Rules: See General 4-H, Livestock and Health Rules

**4-H'ers in the Sheep Project may do one or both of the following. Premiums will only be paid on one.**

**\*Participation in a live sheep show (details on this page)**

**\*Prepare an Animal Science exhibit (see Science Projects Division) for display and judging at the General Projects Show.**

1. All sheep entries must be on the grounds by 1:00 p.m., Monday, August 2, 2021. Weighing will occur at 1:00 if needed. Judging will begin at 1:30 p.m. following the goat show.
2. Registration papers must be presented to department officials for purebred sheep on request. Purebred lambs must be registered or from ewes registered in the name of the 4-H member exhibiting and papers must be presented.
3. There may be unlimited entries in each division but no more than two in any one class. The pen of two counts as one entry.
4. The pen of two lambs may include both ewe and ram lambs for the breeding division.
5. Lambs must have been born on or after September 1, 2020.
6. Yearlings must have been born between September 1, 2019 and August 31, 2020.
7. All lambs must be docked and wether lambs must be castrated and shorn; market ewe lambs must be shorn.
8. Brothers and sisters may show a pen of two (2) in the market lamb division, if their flock is kept together.
9. Sheep should be blocked or sheared. Market lambs should be slick sheared within five (5) days of the show.
10. There will be a class for all "Other Purebred Breeds".
11. Champion ribbons may be given if the exhibit received a "Blue Rating" and the judge feels that the exhibit is of high enough quality. A Champion and Reserve Champion Ribbon may be given to the purebred ewe and ram classes in each breed and Champion Grade Ewe in the breeding division; Champion black face, Champion white face, Champion black face pair of lambs, Champion white face

pair of lambs in the market lamb division. Grand and Reserve Grand Champion may be given to the Best Ewe & Best Ram over all breeds, market lamb, and pair of market lambs.

12. Each breed will be shown in this order before another breed is shown:
- Ewe Lamb
  - Yearling or Aged Lamb
  - Champion and Reserve Champion Ewe Ram Lamb (purebred)
  - Yearling or Aged Ram
  - Champion and Reserve Champion Ram Pen of Two Breeding Lambs

Jr. Showmanship is 8-13 year olds, as of September 1, 2020  
 Sr. showmanship is 14-18 year olds as of September 1, 2020

### Sheep Breeding Division

	Suffolk	Hampshire	Dorset	Shropshire	All Other Breeds
<b>Ewe Lamb</b>	S-01	S-06	S-11	S-16	S-21
<b>Yrlg.orAged Ewe</b>	S-02	S-07	S-12	S-17	S-22
<b>Ram lamb</b>	S-03	S-08	S-13	S-18	S-23
<b>Yrlg.orAged Ram</b>	S-04	S-09	S-14	S-19	S-24
<b>Pen of 2 Lambs</b>	S-05	S-10	S-15	S-20	S-25

Grand and Reserve Grand Champion Black Face Ewe and Ram  
 Grand and Reserve Grand Champion White Face Ewe and Ram

### Market Lamb Division

- ML-01 Single Lamb (Lambs will be divided into Lightweight; Medium Weight; and Heavy Weight classes depending on entry numbers)
- ML-02 Pen of Two (Lambs will be divided into Lightweight and Heavyweight classes)
- Club Group of Three Two or more exhibitors from sheep breeding or market lamb classes

### **Sheep Carcass Class:**

Final weigh-in will take place the morning of or evening before they go to the locker.  
 Judging – Will be Friday or Saturday the week before 4-H Fair Week, at Johnson’s Processing in Chadwick 4-H Livestock Auction, Monday, August 2, 2021.

#### **QUALITY MEATS RULES - READ ALL RULES VERY CAREFULLY!**

1. All *General Rules* and *Animal Department Rules* apply.
2. **ATTENTION ALL 4-H’ers:** All 4-H’ers planning to exhibit in this department, must complete the Quality Assurance and Ethics certification once during their 4-H career in order to be eligible to show either a carcass animal or a poster. Certification must be completed by May 1<sup>st</sup>.
3. This show is open to all Carroll County 4-H Club members with purebred, crossbred, or grade sheep projects. Only wethers may be shown. To qualify, animals must meet the same requirements as outlined for the regular 4-H show, plus all of the rules that follow.
4. Health certificates are not needed for carcass entries.
5. Each exhibitor may enter one (1) animal in each quality meats class.
6. Weight of animals:
  - Wethers.....** 45 pounds minimum hot carcass weight
  - Animals not meeting above guidelines will not be eligible for champion or reserve.

7. Official weight will be pay weight for carcasses sold at the auction.
8. All animals will be taken to Johnson's Processing in Chadwick for weighing, slaughtering, and cooling.
9. Sheep taken to Johnson's Processing are the responsibility of the owner. Champion and reserve beef, and sheep carcasses can be sold at the 4-H Livestock Auction on Monday, August 2, 2021 in the Swine Show Ring. All other carcasses should be sold privately or put in one's own freezer.
10. The animals will be judged on the rail and cut-out data collected on judging day.
11. The public is invited to attend the judging.
12. Wethers will be judged on a maximum yield grade of 3.99; have at least 0.10 inch of fat cover at the rib eye (2.6 minimum REA); have a quality grade of low choice or better (C<sup>-</sup>), a minimum leg score of 13, and meet minimum rib eye area requirements based on hot carcass weight.
13. Animals entered in these classes that do not make the weight range can be shown in the market class at the 4- H Fair.
14. All animals must be completely castrated and healed wethers. Judge will make final decisions. **OWNERSHIP DEADLINE** - Quality meats animals must be owned by the 4-H member by May 1, 2021 for sheep.
15. All sheep wethers must be sheared before the show.

## Swine Division

Department Rules: See General 4-H, Livestock, and Health Rules

**4-H'ers in the Swine Project may do one or both of the following.**

**\*Participate in a live swine show (details on this).**

**\*Prepare an Animal Science exhibit (details under Science Projects Division) for display and judging during the General Projects Show.**

1. All swine must be on the grounds and in pens by 6:00 p.m. Sunday, August 1. We will be using the poultry barn, east end.
2. Swine will be weighed in from 6:00 - 7:00 p.m. on Sunday, August 1, 2021. Judging will begin at 3:30 p.m. on Monday, Aug. 2. A sandwich supper for all swine exhibitor families will be served from 5:30-7:00 p.m. on Monday.
3. Each 4-H'er must be YQCA certified before fair.
4. Exhibitor may make unlimited entries in each division but no more than two entries in any one weight class.
5. Market hogs may be purebred, crossbred, or grade.
6. Animals will be divided into weight classes in each division immediately following weigh-in.
7. Club Group of Three - Each club may enter if they desire. The exhibit will consist of three animals. The three may include either market barrows or gilts. The entry must be owned by at least two members of the same 4-H Club.
8. Champion Ribbons - A Champion and Reserve Champion ribbon may be given in each class. An animal must receive a "Blue Rating" in order to be eligible to show for Champion of a class.
9. All federal drug withdrawal laws must be observed.
10. Hogs must weigh not less than 230 pounds and no more than 300 pounds.
11. **Dress Code:** No tennis shoes, untucked shirts, or sloppiness will be permitted.
12. This is a non-terminal show. Each 4-H'er will have 3 options – take your pig back home with you, line up a buyer to sell your animal to, or enter your animal in the 4-H Auction.
13. Each 4-H'er will be limited to show 1 pair of gilts and/or 1 pair of barrows. Pairs will be designated as they are weighed in. All pair numbers will be recorded prior to the show.
14. Sibling 4-H'ers can share animals to make pairs.

<b>Single Division</b>	<b>Pair Division</b>
<b>Classes:</b>	
Gilt	Gilts
Barrow	Barrows
<b>Showmanship Division (age as of September 1, 2020)</b>	

Jr. Class – 8 – 13 year olds Sr. Class – 14 – 18 year olds
---

### **Outstanding Swine Exhibitor Class**

This class is for the Swine Study exhibitors, the live animal exhibitors and any 4-H members interested in participating.

The Outstanding Swine Exhibitor class is designed to emphasize the educational aspects of raising and showing swine.

Participants in this class will compete in the following:

Demonstrate showmanship skills. Swine study exhibitors or non-swine exhibitor 4-H'er may borrow an animal to compete in this phase from a swine exhibitor 4-H'er.

The judge will interview each participant.

Swine Committee members will be on hand to assist you if you have questions. The showmanship class will be a part of exhibiting at the swine show.

## Master Showmanship Class

1. Open to any 4-H member 8-18 years of age as of September 1, 2020
2. You must pre-register by **July 1** with your fair entry to participate.
3. Each 4-H'er must arrange with other 4-H'ers **before the day of the show** (Monday, August 2) if you need to borrow animals to show. You will need to show in Master Showmanship class a beef steer or heifer, a sheep and a swine animal. You will need to plan to be at the fair the whole day. Refer to the fair judging schedule for times of each show.
4. Each participating 4-H'er is required to participate in the Beef Master Showmanship Class, Sheep Master Showmanship Class and Swine Master Showmanship Class. The class will be held after the regular showmanship classes in each species.
5. Everyone will participate and judge a class of sheep following the Master Sheep Showmanship Class to serve in case of a tie for overall points. This will take place in the sheep barn.
6. Scoring will be done on a points system for each species.
7. The overall winner will be announced after the Master Showmanship Class of the swine show.





***Join Us!***  
**Carroll County 4-H**



**Livestock & Small Animal**  
**AUCTION**

**Sponsored by**  
**Carroll County 4-H Foundation**

**Monday, August 2<sup>nd</sup>, 2021**

**East End Of Poultry Barn**

**Starting At 7:00 p.m.**

**WCCI will be broadcasting live, tune into 100.3 FM**

**For More Information Contact:**

**Jim Ruter 815-275-8049**

**John Bickelhaupt 815-275-2637**




**Brian Witt 815-541-6210**

**Bob Hartman 815-535-3901**

CARROLL COUNTY  
LIVESTOCK FEEDERS  
ASSOCIATION

# Hamburger Meal Deal Supper

Hamburger Sandwich, Chips,  
Bar Cookie, & Water \$5  
Extra Burger \$3



Sunday, August 1 | 5:00 PM to  
7:00 PM  
4-H Exhibit Building at the  
Fairgrounds

All proceeds will be donated to the Carroll  
County 4-H Program