
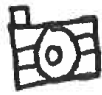


HEALTH



HANDS



HEART



HEAD

Christian County  
4-H Show Book  
2022



## **TABLE OF CONTENTS**

### **GENERAL INFORMATION**

4-H Show Schedule	1
4-H General Rules	2-3
Premium Funds & Schedule	4
Premiere Fund Information	4
General Show & Rules	19
Livestock Show Rules	66-67
4-H Auction Information	77-79
Auction Agreement	80-81
Premiere Fund Donors	83
Livestock Health Req.	84-94

### **EXHIBIT OPPORTUNITITES**

Beef & Dairy Cattle Show	73-76
Cat Show	60
Dog Show	61-63
Food/Nutrition & Clothing Show	10
General Projects Show	19
Goat Show	72
Horse, Pony, Mule (Unit)	7-9
Poultry Show	65
Public Speaking	5-6
Rabbit Show	64
Sheep Show	70-71
Swine Show	68-69
Master Showmanship	67

### **GENERAL PROJECTS**

Aerospace	20-21
Animal Science	21
Astro Explorers	21-22
Bicycle	22
Child Development	22
Civic Engagement	23
Clothing & Textiles	15-18
Cloverbuds	24
Collections & Hobbies	24
College & Career	24
Communications	25-26

Computer Science	26-27
Consumer Education	27-28
Crops	28-29
Drones/UAV	29
Electricity	29-30
Entomology	30-32
E-Sports	32
Exploratory/Exploring 4-H	32
Family Heritage	33
Foods & Nutrition	11-15
Forestry	33-34
Geology	34
Health	35
Horticulture – Floriculture	35-36
Horticulture – Veg Gardening	36-38
Intercultural	39
Interior Design	39-40
Leadership	40-41
Maker	42
Natural Resources	42-44
Photography	44-46
Plant & Soil Sciences	46-47
Robotics	47-48
Shooting Sports	48-49
Small Engines	49-50
Theatre Arts	50-51
Tractor	51-52
Vet Science	52-53
Video/Filmmaking	53-54
Visual Arts	54-58
Weather	58-59
Welding	59
Woodworking	59

COLLEGE OF AGRICULTURAL, CONSUMER, AND ENVIRONMENTAL SCIENCES  
 University of Illinois at Urbana-Champaign – US Department of Agriculture – Local Extension Councils Cooperating  
 University of Illinois Extension provides equal opportunities in programming and employment. If you need a reasonable accommodation to participate,  
 please call 217-287-7246.



# 2022 SHOW SCHEDULE

TENTATIVE – SUBJECT TO CHANGE

## **Public Presentations**

Tuesday, March 22 – 6:00 pm – Extension Office

## **Unit 4-H Horse Show**

Saturday, June 11 – Gillespie Lake Horse Arena  
Check-In @ 9:00 am – Show Begins @ 10:00 am

## **Foods/Nutrition & Clothing Show**

Thursday, July 14 – Extension Office  
Judging Begins @ 4:00 pm \*Check-In & Judging Times Pre-Scheduled\*

## **General Show**

Monday, July 18 – Fairgrounds  
Judging Begins @ 9:00 am \*Check-In & Judging Times Pre-Scheduled\*

## **Cat Show**

Monday, July 18 – Fairgrounds  
Check-In @ 1:45 pm – Judging Begins @ 2:00 pm

## **Dog Show**

Monday, July 18 – Fairgrounds  
Check-In @ 2:45 pm – Judging Begins @ 3:00 pm

## **Rabbit Show (Tentative)**

Monday, July 18 – Fairgrounds  
Check-In @ 2:45 pm – Judging Begins @ 3:00 pm

## **Poultry Show (Tentative)**

Monday, July 18 – Fairgrounds  
Check-In @ 3:15 pm – Judging Begins @ 3:30 pm

## **Livestock Shows**

Wednesday, July 20  
Swine Show – 8 am  
Sheep & Goat Show – Approx. 11:00 am or 30 minutes after Swine Show  
Dairy & Beef Show – Approx. 1:00 pm or 30 minutes after Sheep & Goat Show  
Master Showmanship – Approx. 2:00 pm or 30 minutes after Beef Show

## **Auction**

Thursday, July 21 – 6:00 pm – Fairgrounds

### **REMINDER**

**April 15** is the deadline to add/drop any 4-H project for the 2021-2022 program year. Only projects that the member is enrolled in can be exhibited at the 2022 fair.

**CHRISTIAN COUNTY 4-H SHOWS**  
***Rules Governing All 4-H Shows & Exhibits***

1. Each exhibitor must be enrolled as a Christian County 4-H club member before April 15, 2022 and enrolled in each project area in which they wish to exhibit before April 15 to exhibit at the 4-H show.
2. Each exhibitor must have submitted his/her show entries via 1) online entry using the Fair Entry system, or 2) an official 4-H Show Registration Form to the Christian County Extension Office (1120 N. Webster St., Taylorville, IL 62568) no later than July 1st by 4:30 PM. Anyone not submitting their entry(s) by this time will not be allowed to exhibit.
3. 4-H members must be 8 years old by September 1, 2021 to exhibit at the Illinois State Fair. Any 4-H member who is present during judging or complete the proper accommodation forms can be chosen to represent Christian County at the state fair if they meet eligibility rules for participation set by the Junior Department at the Illinois State Fair. Only “Blue” ratings are eligible for state fair.
4. All exhibitors, leaders, parents, and spectators are expected to show respect and courtesy to judges and superintendents. Violations may result in disqualifying the exhibitor.
5. Parents will not be allowed in the judging area during the show. *Exception: Youth identified by superintendent or staff as needing accommodations (special needs, etc.) may have another person with them during judging.* Please notify Extension staff by July 1<sup>st</sup> if you feel your child may fall into this category.
6. If any questions arise that is not covered in the show book or by general 4-H enrollment policies, the 4-H Superintendent of that project area and/or 4-H staff shall make the necessary decision.
7. PROTESTS – Any protest must be made to the superintendent or 4-H staff at time of the show. The superintendent in that particular project area will consult with 4-H staff (4-H Program Coordinator, 4-H Youth Development Educator and/or County Director) and a decision will be made at the show. If satisfactory treatment is not received, written charges/protests should be made and forwarded to University of Illinois Extension, Christian County 4-H Committee within 24 hours of the said infraction.
8. Premiums will be paid when money is available from the Illinois Department of Agriculture. Premiums will be totaled and mailed in one check and must be cashed promptly. Please see the premium disclaimer on page 4.
9. Open class entries must be entered separately through the Christian County Agricultural Fair Association and must comply with the rules governing open class exhibits.
10. No entry fees will be charged for 4-H shows.
11. All projects must be owned, cared for, and/or created by the 4-H member. Projects must be completed during the current program year (September 1<sup>st</sup> through August 31<sup>st</sup>).

12. It is strictly up to the 4-H leader to determine who is in good standing in a club, and it is the leader's responsibility to inform the Extension Office of any problems. Independent 4-H members' standing will be determined by the Extension Office.
13. Cloverbud club members will only be allowed to enter in the Cloverbud class. Cloverbud exhibits are not eligible for premiums.
14. 4-H members must be present at the time of judging in order to be eligible for state fair UNLESS prior review by the 4-H Committee has verified another 4-H function, conflict or employment.
15. Exhibits that are vulgar or inappropriate in nature, contain lewd or offensive language, or in any way does not uphold the image of 4-H and positive youth development are strictly prohibited.
16. (SF) denotes projects eligible for State Fair. State fair delegate selections are at the discretion of the project judge.
17. The Christian County 4-H program strives to keep county exhibit opportunities aligned with Illinois State Fair exhibit requirements. This fair book, in essence, is the Illinois State Fair Book with Christian County rules applied where necessary.
18. The Illinois State Fair rules are official and final. At the county level, in the general project areas, we can show some flexibility. The entries you bring will most likely be judged, but following the rules is a large part of the exhibit experience. Not complying with the requirements can greatly affect the rating/award you receive.
19. Visual Arts that are not ORIGINAL can be judged at the county level but are not eligible for the State Fair. If you have specific project questions, call the Extension Office at 217-287-7246 and get clarification prior to the day of the exhibit.
20. In order to have a "Best of Show" or "Champion" in a class, there must be 3 or more exhibitors in that given division.

## PREMIUM FUNDS

### 4-H PREMIUM DISTRIBUTION – FUNDED THROUGH THE IL. DEPT. OF AG

<i>Area</i>	<i>Blue</i>	<i>Red</i>	<i>White</i>
General Projects – Foods – Clothing – Poultry – Rabbits – Dog – Cat	4	3	2
Horse – Goats – Swine – Sheep	7	6	5
Beef	9	8	6

Points will be used and translated into actual dollars when calculating the premium dollars. The numbers shown are NOT dollar values.

#### **DISCLAIMER:**

**The Department of Agriculture shall use its best efforts to secure sufficient appropriations to fund premiums. In any year for which the General Assembly of the State of Illinois fails to make an appropriation sufficient to pay such premiums, premium amounts may not be accurately reflected in the Premium Book.**

### LIVESTOCK PREMIERE CLASSES FUNDED LOCALLY AND THROUGH THE CHRISTIAN COUNTY 4-H FOUNDATION

A premiere fund in support of livestock projects has been established by the Christian County 4-H Foundation. Local businesses and organizations have generously donated to this fund. The amount of money to be distributed depends upon the dollars collected and the number of entries. A more detailed schedule of amounts and payments will be available before the day of the 4-H livestock show.

# **PUBLIC SPEAKING**

## **Tuesday, March 22, 2022 – 6:00 PM**

### **Christian County Extension Office**

***Entry Deadline: Friday, March 18***

1. All exhibitors should enter using the registration, no later than March 18.
2. Enrollment in the Public Presentations project is required to participate in this section (except for Food Demonstrations).
3. No live animals are allowed in speeches.
4. All presentations will be recorded for potential use at the state fair.
5. 4-H staff may pre-schedule presentation times and/or limit the audience number. Schedules will only be adjusted for emergencies and at the discretion of 4-H staff.
6. Awards will given for Best of Show in both the junior (age 8-12) and senior (age 13-18) division.
7. Counties may advance a total of three entries from any category to the state contest. A 4-H member can advance in one individual category and one team category.
8. Participating Youth must be 8 years of age on or before September 1, 2021. Participating youth turning 14 years of age on or before April 30, 2022 must enroll as advanced.

#### **Resources:**

**Youth Looking for resources to help prepare for this contest can reference the following:**

- [Finding your Voice: Public Speaking made Easy](#) (Public Speaking)

#### **Formal Speech | Self-written | Notes Allowed | No props | Individual | 2-4 minutes (Beginner)| 4-6 minutes (Advanced)**

Formal Speeches share the presenter's own unique view and are intended to motivate, persuade, or inform an audience and may include a call to action. Youth deliver a speech on any topic they wish.

\*This category will be broken down into the following classes by age.

- Beginner: 8-13 years of age
- Advanced: 14 years of and up

#### **Illustrated Speech | Self-written | Notes Allowed | Illustrations Required | Individual | 2-4 minutes (Beginner)| 4-6 minutes (Advanced)**

Illustrated Speeches may be used to inform, persuade, or motivate the audience while using a visual aid. Visual aids may be two dimensional, three-dimensional, or digital. Youth may include audience participation. Digital visual aids must be stored on a USB flash drive. Illustrated speeches may be:

- How-to demonstrations which show the audience how to do something.
- Object lessons which use objects as metaphors to share a message.
- Educational models where drawings or diagrams help explain a topic.
- Beginner: 8-13 years of age
- Advanced: 14 years of and up

**Original Works | Self-written | Notes Allowed | Props and Costumes Allowed | Individual or 2-Person Team | Manuscripts sent in Advance | 4-6 minutes**

Original works must be written entirely by the presenter. It may be presented as an individual or a two-person team entry. Manuscripts must be sent in advance to the contest. Presentations may be designed for TV, radio, or online media and must be presented live. The types of entries could include:

- Prose and Short Stories
- Poetry/ Spoken Word
- Broadcast Media Program
- Theatrical
- Combined Program: Combine any number of the above elements along with other creative presentation forms

**Oral Interpretation | Published Work | Props and Costumes Allowed | Individual or 2-Person Team | Manuscripts sent in Advance | 4-6 minutes**

Presentations in Oral Interpretation must be published works, and manuscripts or transcripts must be submitted prior to the event. They may be presented as an individual or a two-person team entry. The types of entries could include:

- Prose and Short Stories
- Poetry
- Theatrical Interpretation
- Published Speech Recitation: Excerpt from a spoken presentation delivered by a public figure, such as Winston Churchill, Dr. Martin Luther King, Jr., or Maya Angelou
- Combined Program: Combine any number of the above elements along with other creative presentation forms

**Food Demonstration (Not Eligible for State Fair)**

**Individual or Two-Person Team | 8-10 minutes**

***\*All Food Demonstrations will take place at the beginning of the Public Speaking contest.\****

***\*TO ENTER IN FAIRENTRY:***

*Christian Fair >> Public Speaking >> Food Demonstration >> Select Class*

All 4-H members enrolled in a foods project are eligible to participate in a Food Demonstration. The food demonstration must relate to the state-offered project area in which the member(s) is/are enrolled (i.e. cooking, food science, sports nutrition, etc.)

- Food demonstrations should be approximately 8-10 minutes in length. However, there will not be a time penalty. The time limit will be taken into consideration at the judges' discretion.
- The Extension Office will provide the food demonstration table and one additional table for each presentation. Exhibitors are responsible for all other supplies and equipment needed.
- Demonstrations may be done by an individual or team of two members. Both team members must be enrolled in the proper 4-H project area to participate.



**UNIT HORSE, PONY & MULE SHOW**  
**Saturday, June 11, 2022 – Gillespie Lake Horse Arena**  
**Check-In 9:00 AM – Show Begins 10:00 AM**  
***\*Entry deadline June 1<sup>st</sup> – Separate mailed out to members\****

**RULES:**

1. Proper attire is encouraged in all classes. Participants must wear boots or other appropriate shoes. No tennis shoes. ALL exhibitors must wear approved protective head gear, with safety harness (fastened and buckled). This is required BY ALL RIDERS WHENEVER MOUNTED. Helmets must meet ASTM/SEI standards.
2. All equine exhibited must present a current negative Coggins the day of the show (yellow paper.)
3. No stallions except 2021 colt shown in foal class.
4. No exhibitor may show more than one animal in any class.
5. Animals need not be “registered” to show. Grade horses, ponies and mules may be shown.
6. Lease/ownership papers must be on file at the Extension Office by **May 1, 2022**.
7. All exhibitors are required to complete a Quality Assurance & Ethics Clinic (QAEC) online at least once during their 4-H career. <https://web.extension.illinois.edu/qaec/>
8. All NEW exhibitors are required to watch 3 of the 6 horse safety videos available online at [4h.extension.illinois.edu/programs/animal-sciences/horses](http://4h.extension.illinois.edu/programs/animal-sciences/horses). Members will be on the honor system to complete.
9. Unruly horses will be asked to leave.
10. UNSPORTSMANLIKE CONDUCT by an exhibitor may be grounds for disqualification or removal.
11. Two minute gate call unless announced – “Tack Change”.
12. Only healthy horses are allowed to be shown.
13. Judges and superintendents’ decisions are final.
14. If you have any questions about any rules, please talk with show superintendents prior to classes.
15. “*Guidelines for Junior Horse Shows*” will be followed as close as possible. This booklet is available online at [extension.illinois.edu/cjmm](http://extension.illinois.edu/cjmm) or upon request from the Extension Office.
16. Age divisions for showmanship, pleasure & horsemanship classes will be: Junior 8-12 (as of 9/1/2021) and Senior 13-18 (as of 9/1/2021).
17. Members may exhibit a poster or display instead of showing an animal (but not both). The display or poster should be exhibited at your local General Show in the appropriate class. See *Animal Science exhibit requirements in General Show pages*.
18. Every effort will be made to use an electric eye; otherwise, stop watches will be used for these timed classes.
19. If a Junior or Senior division class has less than three (3) exhibitors registered, the classes will be combined.

## SHOW ORDER

### HALTER CLASSES

**Class 1 – Stock Horses** (Quarter, Paint, Appaloosa, etc.)

**Class 2 – Non-Stock Horses** (Arabian, Gaited, Thoroughbred, etc.)

**Class 3 – Yearling Filly or Gelding** – Shown at halter. Judged on condition, grooming and conformation of animal. Stock type only (Western)

**Class 4 – Two Year Old or Older Mare or Gelding** – Shown at halter. Judged on condition, grooming, and conformation of animal.

**Class 5 – Pony** (56 inches and under) – Shown at halter. Judged on condition, grooming, and conformation of animal.

*\*Grand Champion at Halter Class will immediately follow Class 5\**

**Class 6 – Showmanship at Halter** (Senior Division, 13 and over) – To be judged on the exhibitor's ability to show his/her horse to the best advantage. Consideration to be given to the grooming and condition of the horse, ability to lead and pose horse. Proper position of exhibitor and dress of exhibitor to be judged.

**Class 7 – Showmanship at Halter** (Junior Division, 12 and under) – To be judged same as class 6.

\*TACK CHANGE – Up to five minutes\*

**A helmet must be worn by all participants of classes 8-27. NO EXCEPTIONS! Chin strap must be properly adjusted. If rider loses helmet, it is an automatic disqualification.**

**Class 8 – Walk Trot** – Beginner class. Anyone entered in this class cannot canter or lope their horse in any other class, including poles and barrels.

**Class 9 – English Equitation** – Saddle seat/hunter seat, all ages. This class will be worked at a walk, a trot, and a canter in both directions of the ring. The class may be asked to extend normal gaits, to mount and dismount, or go back.

**Class 10 – English Pleasure** (Senior Division, 13 and over)

**Class 11 – English Pleasure** (Junior Division, 12 and under)

\*TACK CHANGE – Up to five minutes\*

**Class 12 – Western Horsemanship** – The horse will be expected to walk, trot, canter, back and execute lead changes. Riders may be asked to dismount and mount.

**Class 13 – Western Pleasure** (Senior Division, 13 and over) – Must be able to walk, trot and canter in both directions. The horse should be a willing worker, working on a light contact rein with the proper lead at all times.

**Class 14 – Western Pleasure** (Junior Division, 12 and under) – Judged same as Class 13

**Class 15 – Country Pleasure** (Senior Division, 13 and over) – For gaited horses. Can be either discipline, Western or English.

**Class 16 – Country Pleasure** (Junior Division, 12 and under) – For gaited horses. Can be either discipline, Western or English.

**Class 17 – Gaited Equitation** – For gaited horses only.

## **PATTERNED RIDING**

Patterned riding is open to Western and English riders. Riders will be asked to execute lead changes. Judged on quality of gaits, response to rider, manners and disposition. Horses should perform with reasonable speed, be sensible, well-mannered, free and easy moving. May be asked to walk, trot, lope, or canter.

**Class 18 – Patterned Riding** (Senior Division, 13 and over)

**Class 19 – Patterned Riding** (Junior Division, 12 and under)

**Class 20 – Trail** (Senior Division, 13 and over) – Judged on performance of the horse over obstacles. Judge will assign a point value to each obstacle and the points will be added or subtracted accordingly. Credit will be given to horses negotiating obstacles cleanly, smoothly and alertly with style and in prompt response to riders' cues.

Recommended obstacles may include: 1) Gate 2) Bridge 3) Back Through 4) Water Hazard, 5) Carry Object, 6) Ground Tie, 7) Slicker Carry, 8) Side Pass, 9) Mailbox, 10) Line Circle, 11) Walk, Trot or Canter Over and Around Obstacles, 12) Mount/Dismount. Three refusals to any obstacle and the rider will lose points in that area and will proceed to the next obstacle. Trail class to be posted by the judge the day of the show.

**Class 21 – Trail** (Junior Division, 12 and under) – Judged same as class 20.

**Class 22 – Egg & Spoon** (Senior Division, 13 and over)

**Class 23 – Egg & Spoon** (Junior Division, 12 and under)

**Class 24 – Pole Bending** (Senior Division, 13 and over)

**Class 25 – Pole Bending** (Junior Division, 12 and under)

**Class 26 – Barrel Racing** (Senior Division, 13 and over)

**Class 27 – Barrel Racing** (Junior Division, 12 and under)

**\*\*Awards presentation to take place approximately 20 minutes after end of show, near the registration tent/announcer's stand.\*\***

**FOODS/NUTRITION & CLOTHING SHOW**  
**Thursday, July 14 – Christian County Extension Office**  
**Judging Begins @ 4:00 PM**

***Entry Deadline: Thursday, July 1st***

**RULES:**

1. Unless otherwise specified, a member may exhibit one entry per class.
2. Entry tags will be distributed during registration. Each exhibit must have a completed entry tag attached prior to judging. Exhibits with multiple pieces must have a tag with the member's name and club on each stand-alone piece.
3. Project areas will have pre-scheduled judging times. Members are expected to be judged during their pre-scheduled time unless prior approval has been given.
4. 4-H members must be present at time of judging in order to be eligible to be selected for State Fair UNLESS prior approval has been given for another 4-H function, conflict, or employment.
5. (SF) denotes projects eligible for State Fair.
6. State fair selection is at the discretion of the judge. Only "blue" ratings are eligible for state fair.
7. Original is defined as not being from a kit, a pattern, or a copy of another item.
8. Copyright or trademark items, pictures or slogans are NOT allowed.
9. Member is responsible for bring any additional technology (computer, media player, etc.) needed to showcase their project. Internet access is available on site.
10. No exhibiting of any article made with products that do not uphold the image of 4-H.

2022 Christian County General Projects Exhibit Day at the Illinois State Fair  
**Sunday, August 14**

# FOODS & NUTRITION

Each county may submit 7 entries total from any of these food classes: 50200 A-C, 50201 A-C, 50202 A-E, 50203 A-D, 50204, 50206, 50208 A-F, 50211; and 1 entry from 50210.

## RULES GOVERNING FOOD & NUTRITION PROJECTS:

1. Unless otherwise specified, a member may exhibit **two different entries** in each class. (Cooking 101, Cooking 201, etc.)
2. All food items must be covered with a large plastic food storage bag such as a zip lock type bag. **DO NOT USE PLASTIC WRAP!**
3. Exhibitor name should be printed on the bottom of all plates and all accompanying materials (project book activities, recipe cards, etc.)
4. Recipes and menus must be written OR typed on note cards or a piece of paper.
5. All recipes used must be taken from designation 4-H manual, unless specified otherwise.
6. **COOKING EXHIBITS (classes 50200, 50201, 50202, 50203):** All exhibits **MUST** be accompanied by the appropriate activity from the project book. Exhibits without this activity will be deducted one grade at judging.
7. **NUTRITION DISPLAY FACTS:** For any class that includes an educational display opportunity, the display must related to the project area in which the member is enrolled. Table displays are limited to 2' wide X 15" deep. (Standard science display boards fits into this size limitation.) The maximum poster size for hanging is 22" X 30". Perishable foods may not be included in the display. 4-H'ers may use food models (commercially purchased or made by the individual), pictures from magazines, etc. Non-perishable items such as sealed or canned products may be used. All items must be labeled for the display and an inventory included with the project. For education displays, no commercial names should be visible on products used.

### 4-H Cooking 101 (SF 50200A, 50200B, 50200C)

Using the recipes included in the project manual, prepare an exhibit. No icing should be on any products. If you make changes to the recipe, bring a copy of the recipe with your changes. Bars, coffeecake, or cookies should be displayed on a disposable plate placed in a zip-sealing plastic bag. *In addition to your food exhibit, complete the What's on Your Plate? Activity on pages 10-11 in the 4-H Cooking 101 project manual. Bring a document with printed pictures of your 3 or more plates and the answers to questions 1-7 to remain on display with your project. The words on the plates must be legible and clearly visible in the picture. Pictures, graphics or photos are acceptable.*

**Cereal Bars** (SF 50200A) - 3 cereal marshmallow bars

**Coffeecake** (SF 50200B) - ¼ of 8" square or round coffeecake

**Cookies** (SF 50200C) - 3 cookies

### 4-H Cooking 201 (SF 50201A, 50201B, 50201C)

Using the recipes included in the project manual, prepare an exhibit. If you make changes to the recipe, bring a copy of the recipe with your changes. Bread, muffins, or scones should be displayed on a disposable plate placed in a zip-sealing plastic bag. *In addition to your food exhibit, complete Experiment with Meal Planning Activity on page 91 in the 4-H Cooking 201 project manual. Bring either page 91 with your completed answers or a document with the answers to remain on display with your project along with a picture of the meal you prepared. You do **not** need to complete the Challenge Yourself section on page 91.*

**Muffins** (SF 50201A) - 3 cheese muffins

**Scones** (SF 50201B) - 3 scones

**Nut Bread** (SF 50201C) - ½ loaf (9" x 5") of basic nut bread

**4-H Cooking 301** (SF 50202A, 50202B, 50202C, 50202D, 50202E)

Using the recipes included in the project manual, prepare an exhibit. If icing is used on the tea ring or sweet rolls, the recipe for the icing must also come from the book. The yeast bread/roll dough may be prepared in a bread making machine; however prepared mixes are not permitted. If you make changes to the recipe, bring a copy of the recipe with your changes. Display exhibit on a disposable plate or pie tin and place in a zip-sealing plastic bag. *In addition to your food exhibit*, complete one of the six experiments: *Experiment with Flour* p. 33-34, *Experiment with Kneading* p. 35-36, *Experiment with Yeast* p. 37-38 or 39, *Experiment with Butter* p. 62-63 or *Experiment with Cheese* p. 104-105. Bring a document with a printed picture of your experiment and the answers to the experiment questions to remain on display with your project.

**Dinner Rolls** (SF 50202A) - 3 dinner rolls

**Yeast Bread** (SF 50202B) - loaf of yeast bread

**Tea Ring** (SF 50202C) - 1 tea ring

**Sweet Rolls** (SF 50202D) - 3 sweet rolls

**Cake** (SF 50202E) - one layer of a rich white cake or rich chocolate cake, top side up (*without frosting*)

**4-H Cooking 401** (SF 50203A, 50203B, 50203C, 50203D)

Using the recipes included in the project manual, prepare an exhibit. If you make changes to the recipe, bring a copy of the recipe with your changes. Display exhibit on a disposable plate and place in a zip-sealing plastic bag. *In addition to your food exhibit*, pick one of the recipes from Cooking 401 that is not a choice for exhibit. Make the recipe and take a picture of the results. Bring a document with a printed picture of the food you made from the recipe and the answers to the following two questions: 1.) If you made this recipe again, what would you do differently? 2.) What did you learn that can help you in other ways besides preparing food?

**Focaccia Bread** (SF 50203A) - ¼ of a 15" x 10" loaf of focaccia bread (do not include dipping oil)

**Pie Shell** (SF 50203B) - one baked pie shell – traditional, oil, or whole wheat (no graham cracker)

**Sponge Cake** (SF 50203C) - ¼ golden sponge cake, top side up, without frosting

**French Bread** (SF 50203D) - ½ loaf French bread

**Food Science 1** (SF 50204)

Prepare a display, digital presentation, or poster on one of the food science experiments from the manual that you completed. Share 1) the food science question you investigated; 2) process used to conduct the experiment; 3) results and observations; 4) what you learned; and 5) how you have applied this information. You must furnish any equipment you need for the exhibit. Internet service is not provided. All exhibits must include something visual, such as a printed copy of a digital presentation. Electronic equipment will only be used during your judging time and will not remain on display during the exhibit period.

**Food Science 2** (SF 50204)

Prepare a display, digital presentation, or poster on one of the food science experiments from the manual that you completed. Share 1) the food science question you investigated; 2) process used to conduct the experiment; 3) results and observations; 4) what you learned; and 5) how you have applied this information. You must furnish any equipment you need for the exhibit. Internet service is not provided. All exhibits must include something visual, such as a printed copy of a digital presentation. Electronic equipment will only be used during your judging time and will not remain on display during the exhibit period.

**Food Science 3** (SF 50204)

Prepare a display, digital presentation, or poster on one of the food science experiments from the manual that you completed. Share 1) the food science question you investigated; 2) process used to conduct the experiment; 3) results and observations; 4) what you learned; and 5) how you have applied this information. You must furnish any equipment you need for the exhibit. Internet service is not provided. All exhibits must include something visual, such as a printed copy of a

digital presentation. Electronic equipment will only be used during your judging time and will not remain on display during the exhibit period.

#### **Food Science 4 (SF 50204)**

Prepare a display, digital presentation, or poster on one of the food science experiments from the manual that you completed. Share 1) the food science question you investigated; 2) process used to conduct the experiment; 3) results and observations; 4) what you learned; and 5) how you have applied this information. You must furnish any equipment you need for the exhibit. Internet service is not provided. All exhibits must include something visual, such as a printed copy of a digital presentation. Electronic equipment will only be used during your judging time and will not remain on display during the exhibit period.

#### **Sports Nutrition (SF 50206)**

Prepare a display, digital presentation, or poster on one of the activity chapters in the manual that you completed. The activity chapters are listed by page number in the table of contents. Your exhibit should include, at minimum, information on one physical fitness component and one food/recipe component from the activity chapter. The exhibit should include the project manual with the pages of the activity completed. You may also include live demonstration of physical activities. Do not bring food made using the recipes, but consider adding pictures of the completed recipes to your exhibit. You must furnish any equipment you need for the exhibit. Internet service is not provided. All exhibits must include something visual, such as a printed copy of a digital presentation. Electronic equipment will only be used during your judging time and will not remain on display during the exhibit period.

##### Examples for Activity 1

Example A: Make a video of yourself practicing flexibility, strength and endurance physical fitness activities and making pasta salad with different vegetable, pasta and dressing ideas. Bring a screenshot and brief description of your video to leave on display.

Example B: Make a poster of pictures of flexibility, strength and endurance physical fitness activities and information on the results of making the spinach and mandarin orange salad. Include answers to the questions in the book.

#### **Food Preservation (SF 50208a, 50208b, 50208c, 50208d, 50208e, 50208f)**

Prepare an exhibit using **ONE** of the following food preservation methods: canning; freezing; drying; pickles/relishes; jams, jellies and preserves **OR** a combination of these (see Preservation Combination option below), excluding Freezing. **No freezer jam exhibits will be allowed for Freezing; Jams, Jellies, and Preserves; or for the Preservation Combination options.**

**Canning** (SF50208a) – The exhibit should include two different canned foods in appropriate jars for the products. Food may be fruit, vegetable, or tomato product (i.e. salsa, juice, etc.).

**Freezing** (SF50208b) – Prepare a nutrition display that illustrates a freezing principle. There is NOT a food exhibit option for this preservation method.

**Drying** (SF50208c) – Exhibit two (2) different dried foods packed in plastic food storage bags. Choose from fruit, vegetable, fruit leather or meat jerky.

**Pickles and Relishes** (SF50208d) – Exhibit two (2) pint jars of different recipes of pickles and/or relishes.

**Jams, Jellies, and Preserves** (SF50208e) – Exhibit two (2) half-pint jars of two different jams, jellies, and/or preserves.

**Preservation Combination (SF50208f)** – Exhibit two (2) different preserved food products, excluding Freezing, in appropriate jars/package (Drying). For example, exhibit 1 jar of tomatoes (Canning) and 1 half-pint of jelly (Jams, Jellies, and Preserves).

All preserved products should be prepared and processed according to the current USDA/Extension information. USDA information on preserving food, including recipes, can be found at: [www.homefoodpreservation.com](http://www.homefoodpreservation.com) or [web.extension.illinois.edu/foodpreservation/](http://web.extension.illinois.edu/foodpreservation/). Recipes must be processed in a water-bath or pressure canner.

**All food preservation exhibits must be labeled with:** 1) The name of the food; 2) The date preserved; 3) Appropriate method(s) of food preservation (For canned projects: boiling water bath or pressure canner; For drying projects: Specify equipment used (food dehydrator, oven, etc.)).

**Examples:**

- Strawberry jam, boiling water bath. July 13, 2021.
- Green beans, pressure canner. July 13, 2021.
- Beef jerky, food dehydrator and oven. July 13, 2021.

**All food preservation exhibits must be accompanied with the recipe(s)** – typed or written, with the source of the recipe(s) listed. **Required recipes and sources for food preservation exhibits** – all food preservation recipes must be from an approved source. Those sources are:

- *PUT IT UP! Food Preservation for Youth* manuals
- U.S. Department of Agriculture (USDA)
- National Center for Home Food Preservation
- Ball/Kerr Canning (recipes after 1985)
- Mrs. Wages

DO NOT BRING RECIPES FROM: Magazine or newspaper clippings, Pinterest (unless it is from a source listed above), grandmas or a recipe from a family member or friend without a source, cookbooks (excluding the Ball, Kerr and Put It Up! book).

**Canning Equipment Requirements:** All canned products must be canned in clear, standard jars in good condition (no chips or cracks). Jars must be sealed using two-piece canning lids (flat lid and band). Must use a new, unused flat lid. Bands must not be rusty or severely worn.

**Foods Innovation Class (SF 50211)**

**Open to youth enrolled in any Foods project.**

Demonstrate the skills and knowledge you have gained through the project. The exhibit may include, but isn't limited to, original recipes, results of experiments not in the foods project books, variations on recipes or experimenting with unique cooking or baking methods. Your work can be displayed by a food product, demonstrations, digital presentations, performances, or posters which you have made. Choose whatever method best shows what you've learned. Your exhibit should not fit in the other exhibit options for this project. You must furnish any equipment you need for your exhibit. Internet service will not be provided for the exhibit. All exhibits must include something visual, such as a printed copy of a digital presentation, which will remain on display during the exhibition. Electronic equipment will only be used during your personal judging time and will not remain on display during the entire exhibit period. If you bring a food product, the food will NOT be tasted.

**Foods Nutrition Ready4Life Challenge (SF 50210)**

**Open to 11- to 18-year-olds enrolled in any Foods project**

Exhibits in this category must include the following: a) a physical representation of the career or business product such as a model, prototype or display/portfolio that includes images of accomplished work; b) verbal or written explanations that demonstrate knowledge of the related career or business fields, potential careers, and the appropriate requirements for



achievement in those fields. The judging criteria for this class values thoroughness of career and/or business exploration and pursuit above the workmanship of the physical specimen on display.

## CLOTHING & TEXTILES

Each county may submit 3 STEAM entries total from 50151 a-c, 50152 a-c, 50153 a-c; 2 shopping entries from 50154, 50155, 50156; and 1 Ready4Life entry from 50157.

All exhibits entered in the clothing and textiles area will be judged based on their construction and fit (if applicable). Exhibitors bringing garments should not wear their garments when they arrive for judging as the garment will be reviewed by the judges for construction first. Exhibitors will be asked to change into the garment as the second step of the judging process. If the garment was constructed for another individual, that individual must be present to wear the garment for the judge. (Only the exhibitor who made the garment is eligible for ribbon and premium.) Construction and appearance will both be considered during judging. If a pattern was used to make the item, the pattern instructions, either written or electronic, are to be included with the exhibit. Exhibit tags should be attached to the garment, not to the hanger.

Members wishing to exhibit knitted items should enroll in Visual Arts Fiber (if original) or Visual Arts Heritage Arts (if made from a pattern). **We strongly encourage youth interested in pursuing quilting to enroll and exhibit in the Visual Arts Quilting project area.** Youth may still exhibit quilts in any level of Clothing as a "Sewn Non-Clothing" item, but these quilts will be judged using the Clothing rubric that evaluates the sewing skills and construction of the item. If exhibiting quilts in the Clothing area, all work on the quilt **MUST** be completed by the 4-H member. You cannot exhibit a quilt that was quilted by someone else. Quilts can be hand OR machine quilted as long as ALL work is completed by the exhibitor.

### CLOTHING: STEAM

#### **STEAM Clothing 1 – FUNDamentals** (SF 50151a, 50151b, 50151c)

Exhibit one of the following in either the Non-Sewn, Sewn Non-Clothing, or Sewn Clothing exhibit divisions:

#### **Non-Sewn Exhibits** (SF 50151a) Exhibit one of the following:

- Clothing Portfolio – Complete at least three different samples/activities from Chapter 2 and/or Chapter 3 of the project manual. Examples of samples you might include: How Two Magically Become One, pages 85-86; No Fear of Fray, pages 93-95; Two Sides of the Moon, pages 97-99; On the Flip Side, pages 101-104; Basic Hand Sewing Skills, pages 106-108. The Portfolio should be placed in an 8 ½" x 11", 3 ring binder. Include an appropriate cover, dividers, and table of contents. NOTE – additional pages can be added each year but must be dated with the year. See pages 9-10 of the project manual for portfolio formatting.
- Fabric Textile Scrapbook – Must include at least 5 different textile samples. Use Textile Information Cards template on page 41 in the project manual to identify fabric swatches. Completed textile cards should be placed in an 8 ½" x 11", 3-ring binder. Include an appropriate cover. See project manual, pages 42-74, for fabric options and fabric science experiments.
- What's the Difference - What's the Price Point – Exhibit may include a notebook, poster, small display sharing a project comparison and price point. See activity, pages 118-120. Exhibit should include PHOTOS; NO actual PILLOWS.

*Beginning Sewing Exhibits – exhibits in this class must be made from medium weight woven fabrics that will sew and press smoothly, flannel/fleece is acceptable. Solid color fabrics or those having an overall print are acceptable. NO PLAIDS, STRIPES, NAPPED or JERSEY KNIT. Patterns should be simple WITHOUT DARTS, SET-IN SLEEVES, and COLLARS. Raglan and loose flowing sleeves are acceptable.*

**Sewn Non-Clothing Exhibits** (SF 50151b) Exhibit one of the following:

- Pillowcase
- Simple Pillow – no larger than 18” x 18”
- Bag/Purse – no zippers or button holes
- Other non-clothing item using skills learned in project manual

**Sewn Clothing Exhibits** (SF 50151c) Exhibit one of the following:

- Simple top
- Simple pants, shorts, or skirt – no zipper or button holes
- Simple Dress – no zipper or button holes
- Other – other wearable item using skills learned in project manual (apron, vest, etc.)

**STEAM Clothing 2 – Simply Sewing** (SF 50152a, 50152b, 50152c)

Exhibit one of the following in either the Non-Sewn, Sewn Non-Clothing, or Sewn Clothing exhibit divisions:

**Non-Sewn Exhibits** (SF 50152a) Exhibit one of the following:

- Clothing Portfolio – Complete at least four different samples/activities from Chapters 2, 3 AND/OR 4 of the project manual. The Portfolio should be placed in an 8 ½” x 11”, 3 ring binder. Include an appropriate cover, dividers, and table of contents. NOTE – this can be a continuation of a Portfolio created in STEAM Clothing 1. Additional pages can be added each year but must be dated with the year created. See project manual, pages 9-11, for portfolio formatting.
- Expanded Textile Science Scrapbook – Must include at least 10 different textile samples. Use Textile Information Cards template on page 39 in the project manual to identify fabric swatches. Completed textile cards should be placed in an 8 ½” x 11”, 3 ring binder. Include an appropriate cover. See project manual, pages 40-82, for fabric science experiments.
- Design Basics – Understanding Design Principles – Exhibit should include a learning experience that demonstrates the design principles and elements involved when selecting fabric for clothing and accessories. See project manual, pages 17-20, for design suggestions.
- Entrepreneurial Sewing – Exhibit should highlight items you made for sale online. Create an exhibit that displays products you made and posted online. Refer to the project manual, pages 161-167, for information on how to analyze the cost of similar purchased items to determine pricing of your products. The exhibit may be a notebook, poster or small display.

**Sewn Non-Clothing Exhibits** (SF 50152b) Exhibit one of the following:

- Recycled Clothing Accessory – Create a clothing accessory made from a used item. The item must be changed in some way in the redesign process. The finished accessory must reflect at least one skill learned in the project and exhibitor should be able to identify the skill used. A before picture and a description of the redesign process must accompany the exhibit. Clothing accessory may include: hat, bag, scarf, belt, etc.
- Non-Clothing Item OR Clothing Accessory – Create a non-clothing item or clothing accessory using at least one skill learned in this project. Exhibitor should be able to identify the skill used.

**Sewn Clothing Exhibits** (SF 50152c) Exhibit one of the following:

- Recycled Clothing – Create a garment from used textile-based items. The original used item must be redesigned (not just embellished or decorated) in some way to create a new wearable piece of clothing. The finished garment must reflect at least one skill learned in this project and exhibitor should be able to identify the skill used. A before picture and a description of the redesign process must accompany the exhibit.
- Constructed garment – Any garment with facings or curves. Should use at least one skill learned in this project and exhibitor should be able to identify the skills used. Garment should be appropriate for the age and experience of the member.

### **STEAM Clothing 3 – A Stitch Further** (SF 50153a, 50153b, 50153c)

Exhibit one of the following in either the Non-Sewn, Sewn Non-Clothing, or Sewn Clothing exhibit divisions:

#### **Non-Sewn Exhibits** (SF 50153a) Exhibit one of the following:

- Clothing Portfolio – Complete at least four different samples/activities from Chapters 2, 3 AND/OR 4 of the project manual. The Portfolio should be placed in an 8 ½" x 11", 3 ring binder. Include an appropriate cover, dividers, and table of contents. NOTE – this can be a continuation of a Portfolio created in STEAM Clothing 1 and/or STEM Clothing 2. Additional pages can be added each year but must be dated with the year created. See project manual, pages 11-13, for portfolio formatting.
- Expanded Textile Science Scrapbook – Must include at least 10 different textile samples. Use Textile Information Cards template on page 29 in the project manual to identify fabric swatches. Completed textile cards should be placed in an 8 ½" x 11", 3 ring binder. Include an appropriate cover. See project manual, pages 39-52, for fabric science experiments.
- Advanced Entrepreneurial Sewing – Using knowledge gained in project manual, Chapter 5, display one sample product with a business plan that includes a business ID and logo. The exhibit may be a notebook, poster or small display.

#### **Sewn Non-Clothing Exhibit** (SF 50153b) Exhibit one of the following:

- Recycled Clothing Accessory – Create a clothing accessory made from a used item. The item must be changed in some way in the redesign process. The finished accessory must reflect at least one skill learned in the project and exhibitor should be able to identify the skill used. A before picture and a description of the redesign process must accompany the exhibit.
- Non-Clothing Item OR Clothing Accessory – Create a non-clothing item or clothing accessory using at least one skill learned in this project. Exhibitor should be able to identify the skill used.

#### **Sewn Clothing Exhibit** (SF 50153c) Exhibit one of the following:

- Recycled Clothing – Create a garment from used textile-based items. The original used item must be redesigned (not just embellished or decorated) in some way to create a new wearable piece of clothing. The finished garment must reflect at least one skill learned in this project and exhibitor should be able to identify the skill used. A before picture and a description of the redesign process must accompany the exhibit.
- Constructed garment – Any garment constructed by the member which is appropriate for the age and experience of the exhibitor. Should use at least one skill learned in this project and exhibitor should be able to identify the skills used. Possible examples are wool garment, dress or jacket with set in sleeves and zipper or buttons and button holes, suit, evening gown or sport outfit.

## **CLOTHING: SHOPPING**

Exhibit one of the following options that align with the Shopping in Style level. If a garment is part of the 4-H exhibit, exhibitors should put the garment on PRIOR to their judging time.

Shopping in Style: Members are encouraged to spend more than one year involved in this project so they have time to learn what clothing styles look best on them while they also gain skills in building a versatile wardrobe and staying within their budget. Each year enrolled in Shopping should build on the previous year's learning experience.

### **Shopping in Style** (SF 50154, 50155, 50156)

**Beginning** (SF 50154) (Levels 1 & 2)– Choose one of the following activities from Unit 1 or Unit 2 of the project book:

- Exhibit should consist of a garment that reflects your personal style along with a poster or report that 1) explains how this garment reflects your style and how it influences what others think of you; **OR** 2) how your personal style either aligns or contradicts what is considered to be "in style" today. **OR**
- Exhibit should include a garment you purchased along with a poster or report that explains or illustrates how this

garment is either 1) a modern version of a fad or fashion from an earlier decade; **OR** 2) how this garment reflects a different ethnic or cultural influence. Exhibit should include garment you purchased along with a poster or report that provides 1) a body shape discussion and how body shape influences clothing selections; **OR** 2) a color discussion that provides an overview of how different colors complement different hair colors and skin tones and how that influenced garment selection. Poster or report may include pictures from magazines, the internet or actual photos of garments. **OR**

- Exhibit should include garment you purchased along with a poster or report that 1) explains how this garment uses the principles of design lines to create an illusion to alter appearance; **OR** 2) explains how color and texture of fabrics can complement or enhance appearance. Poster or report may include pictures from magazines, the internet, or actual photos of garments.

**Intermediate** (SF 50155) (Levels 3 & 4) – Choose one of the following activities from Unit 3 or Unit 4 of the project:

- Exhibit should include two clothing items that were previously a part of your wardrobe that still fit but you don't wear anymore and pair them with something new to make them wearable again. Also include a report that explains why the garment was not being worn and what you did to transform it into a wearable garment again. **OR**
- Exhibit should include at least five pieces of clothing that exhibitor can mix and match to create multiple outfits. Include a poster or report that includes a clothing inventory **AND** describes what you have learned by completing this activity. **OR**
- Exhibit should include garment you purchased along with a poster or report that 1) includes a wardrobe inventory which indicates why you selected the garment you did, clothing budget, and cost of garment; **OR** 2) explains how advertising influences clothing purchases, making a distinction between wants and needs; and how the purchase of this garment compliments and/or extends your wardrobe. **OR**
- Exhibit should include garment you purchased along with a poster or report that 1) describes a cost comparison of this item completed by the exhibitor when purchasing the garment; should include variety of shopping options and/or price tracking at stores over a period of time; **OR** 2) provides a quality comparison rating the specific clothing item purchased based on care, construction, cost and unique features; should include construction quality details, design features that influenced selection, cost per wearing, and garment care.

**Advanced** (SF 50156) (Levels 5 & 6) – Choose one of the following activities from Unit 5 or Unit 6 of the project book:

- Exhibit should include garment you purchased along with a poster or report that summarizes care requirements not only for this garment but also for garments made of other natural and synthetic fibers; exhibit should also include a care cost analysis for garments of different fibers. **OR**
- Exhibit should include garment you purchased which you have repaired or altered along with a poster or report that provides a clothing inventory list which includes cost savings for repaired items as compared to purchasing replacement garments.
- Exhibit should include multiple garments you purchased along with a poster or report that provides plans and commentary for a fashion show that would capture the attention of an audience. Fashion show plans should identify target audience, include show venue, purpose of the show, and logistical plan for the fashion show. This should also include a financial plan. Exhibitor should be prepared to demonstrate modeling skills.

**Sewing & Textiles Ready4Life Challenge** (SF 50157)

**Open to 11- to 18-year-olds enrolled in any Sewing & Textiles project.**

Exhibits in this category must include the following: a) a physical representation of the career or business product such as a model, prototype or display/portfolio that includes images of accomplished work; b) verbal or written explanations that demonstrate knowledge of the related career or business fields, potential careers, and the appropriate requirements for achievement in those fields. The judging criteria for this class values thoroughness of career and/or business exploration and pursuit above the workmanship of the physical specimen on display.

**GENERAL PROJECTS SHOW**  
**Monday, July 18 – Fairgrounds**  
**Judging Begins @ 9:00 AM**

***Entry Deadline: Thursday, July 1st***

**RULES:**

1. Unless otherwise specified, a member may exhibit one entry per class.
2. Entry tags will be distributed during registration. Each exhibit must have a completed entry tag attached prior to judging. Exhibits with multiple pieces must have a tag with the member's name and club on each stand-alone piece.
3. Project areas will have pre-scheduled judging times. Members are expected to be judged during their pre-scheduled time unless prior approval has been given.
4. 4-H members must be present at time of judging in order to be eligible to be selected for State Fair UNLESS prior approval has been given for another 4-H function, conflict, or employment.
5. (SF) denotes projects eligible for State Fair.
6. State fair selection is at the discretion of the judge. Only "blue" ratings are eligible for state fair.
7. Original is defined as not being from a kit, a pattern, or a copy of another item.
8. Copyright or trademark items, pictures or slogans are NOT allowed.
9. Member is responsible for bring any additional technology (computer, media player, etc.) needed to showcase their project. Internet access is available on site.
10. No exhibiting of any article made with products that do not uphold the image of 4-H.

2022 Christian County General Projects Exhibit Day at the Illinois State Fair  
**Sunday, August 14**

# AEROSPACE

Each county may send 2 entries total from 50130, 50131; and 1 entry from 50133.

## **Aerospace 2 Model Rocketry (SF 50130)**

Exhibit one model rocket assembled or made by the member. The exhibit will be a static display. The model rocket should be in good flying condition. DO NOT include the rocket engine with your exhibit. The rocket will not be launched. Attach the printed directions for construction of the rocket if any were used.

## **Aerospace 2 Aerospace Display (SF 50131)**

Prepare a display related to the aerospace project that does not fit in the model rocketry class. The exhibit may include, but isn't limited to, original works, objects, demonstrations, digital presentations, programs, websites, games, apps, performances, or posters that you have made. Choose whatever method best shows what you've learned. You must furnish any equipment you need for your exhibit. Internet service will not be provided for the exhibit. All exhibits must include something visual, such as a printed copy of a digital presentation, which will remain on display during the exhibition. Electronic equipment will only be used during your personal judging time and will not remain on display during the entire exhibit period.

## **Aerospace 3 Model Rocketry (SF 50130)**

Exhibit one model rocket assembled or made by the member. The exhibit will be a static display. The model rocket should be in good flying condition. DO NOT include the rocket engine with your exhibit. The rocket will not be launched. Attach the printed directions for construction of the rocket if any were used.

## **Aerospace 3 Aerospace Display (SF 50131)**

Prepare a display related to the aerospace project that does not fit in the model rocketry class. The exhibit may include, but isn't limited to, original works, objects, demonstrations, digital presentations, programs, websites, games, apps, performances, or posters that you have made. Choose whatever method best shows what you've learned. You must furnish any equipment you need for your exhibit. Internet service will not be provided for the exhibit. All exhibits must include something visual, such as a printed copy of a digital presentation, which will remain on display during the exhibition. Electronic equipment will only be used during your personal judging time and will not remain on display during the entire exhibit period.

## **Aerospace 4 Model Rocketry (SF 50130)**

Exhibit one model rocket assembled or made by the member. The exhibit will be a static display. The model rocket should be in good flying condition. DO NOT include the rocket engine with your exhibit. The rocket will not be launched. Attach the printed directions for construction of the rocket if any were used.

## **Aerospace 4 Aerospace Display (SF 50131)**

Prepare a display related to the aerospace project that does not fit in the model rocketry class. The exhibit may include, but isn't limited to, original works, objects, demonstrations, digital presentations, programs, websites, games, apps, performances, or posters that you have made. Choose whatever method best shows what you've learned. You must furnish any equipment you need for your exhibit. Internet service will not be provided for the exhibit. All exhibits must include something visual, such as a printed copy of a digital presentation, which will remain on display during the exhibition. Electronic equipment will only be used during your personal judging time and will not remain on display during the entire exhibit period.

## **Aerospace Ready4Life Challenge (SF 50133)**

### **Open to 11- to 18-year-olds enrolled in any Aerospace project.**

Exhibits in this category must include the following: a) a physical representation of the career or business product such as a

model, prototype or display/portfolio that includes images of accomplished work; b) verbal or written explanations that demonstrate knowledge of the related career or business fields, potential careers, and the appropriate requirements for achievement in those fields. The judging criteria for this class values thoroughness of career and/or business exploration and pursuit above the workmanship of the physical specimen on display.

## **ANIMAL SCIENCE**

**For youth enrolled in Beef, Cat, Dairy Cattle, Dog, Horse, Goat, Rabbits, Poultry, Sheep, Small Pets 1, Small Pets 2, Small Pets 3, Guinea Pigs, Swine**

Each county may submit 2 entries total from 50135A, 50135B; and 1 entry from 50137.

### **Animal Science 1 (SF 50135A)**

**For youth enrolled in this project 1-2 years.**

Prepare a display focusing on any activity related to an animal project. Demonstrate the skills and knowledge you have gained through the animal project you studied. The exhibit may include, but isn't limited to, original works, objects, demonstrations, digital presentations, programs, websites, games, apps, performances, or posters which you have made. Choose whatever method best shows what you've learned. You must furnish any equipment you need for your exhibit. Internet service will not be provided for the exhibit. All exhibits must include something visual, such as a printed copy of a digital presentation, which will remain on display during the exhibition. Electronic equipment will only be used during your personal judging time and will not remain on display during the entire exhibit period. Live animals are not permitted as exhibits in this area. For safety reasons, exhibits cannot include glass, syringes with needles, or any other sharp objects.

### **Animal Science 2 (SF 50135B)**

**For youth enrolled in this project 3 or more years.**

Prepare a display focusing on any activity related to an animal project. Demonstrate the skills and knowledge you have gained through the animal project you studied. The exhibit may include, but isn't limited to, original works, objects, demonstrations, digital presentations, programs, websites, games, apps, performances, or posters which you have made. Choose whatever method best shows what you've learned. You must furnish any equipment you need for your exhibit. Internet service will not be provided for the exhibit. All exhibits must include something visual, such as a printed copy of a digital presentation, which will remain on display during the exhibition. Electronic equipment will only be used during your personal judging time and will not remain on display during the entire exhibit period. Live animals are not permitted as exhibits in this area. For safety reasons, exhibits cannot include glass, syringes with needles, or any other sharp objects.

### **Animal Science Ready4Life Challenge (SF 50137)**

**Open to 11- to 18-year-olds enrolled in any animal project.**

Exhibits in this category must include the following: a) a physical representation of the career or business product such as a model, prototype or display/portfolio that includes images of accomplished work; b) verbal or written explanations that demonstrate knowledge of the related career or business fields, potential careers, and the appropriate requirements for achievement in those fields. The judging criteria for this class values thoroughness of career and/or business exploration and pursuit above the workmanship of the physical specimen on display.

## **ASTRO EXPLORERS** (not eligible for state fair)

Prepare a display illustrating what you have learned about astronomy. This could be related to, but not limited to, general astronomy, the sun, the moon, planets, stars, asteroids, comets, meteors, exploration, or a topic of interest to the member related to space. The exhibit may include, but isn't limited to, original works, objects, demonstrations, digital presentations, programs, websites, games, apps, performances, or posters which you have made. Choose whatever method best shows what you've learned. You must furnish any equipment you need for your exhibit. Internet service will not be provided for the exhibit. All exhibits must include something visual, such as a printed copy of a digital presentation, which

will remain on display during the exhibition. Electronic equipment will only be used during your personal judging time and will not remain on display during the entire exhibit period. Due to space restrictions, exhibits are limited to 2'6" wide and 15" deep.

## **BICYCLE** (not eligible for state fair)

### **Bicycle 1**

Exhibitors will draw three situations from a bag that relate to activities from Level 1 and discuss/explain all three with the judge. Situations may include: selecting bicycle safety equipment; demonstrate how to fit a helmet; identify bike parts and their function; selecting the right size bike; how to check bicycle tires, brakes and chains; recognizing traffic signs and their meaning; general discussion of bicycling hazards; and items to consider when planning a bike trip.

### **Bicycle 2**

Exhibitors will draw three situations from a bag that relate to activities from Level 2 and discuss/explain all three with the judge. Situations may include: factors to consider when choosing a bike; comparing tire pressure, valve type and tread; steps in fixing a flat tire; steps to follow when cleaning, lubricating and replacing a bike chain; evaluating the braking system on a bicycle; factors to consider when mapping out a bike route; rules for smart bike riding; and planning a menu for an all-day bike ride.

### **Bicycle Ready4Life Challenge** (not eligible for state fair)

#### **Open to 11- to 18-year-olds enrolled in any Bicycle project.**

Exhibits in this category must include the following: a) a physical representation of the career or business product such as a model, prototype or display/portfolio that includes images of accomplished work; b) verbal or written explanations that demonstrate knowledge of the related career or business fields, potential careers, and the appropriate requirements for achievement in those fields. The judging criteria for this class values thoroughness of career and/or business exploration and pursuit above the workmanship of the physical specimen on display.

## **CHILD DEVELOPMENT**

Each county may submit 3 entries from 50141 and 1 entry from 50142.

### **Child Development** (SF 50141)

Prepare a display that demonstrates the skills and knowledge you have gained studying child development. Topics might include, but are not limited to, selecting age appropriate toys and activities, explaining child behavior, or recognizing child safety concerns. The exhibit may include, but isn't limited to, original works, objects, demonstrations, digital presentations, programs, websites, games, apps, performances, or posters which you have made. Choose whatever method best shows what you've learned. You must furnish any equipment you need for your exhibit. Internet service will not be provided for the exhibit. All exhibits must include something visual, such as a printed copy of a digital presentation, which will remain on display during the exhibition. Electronic equipment will only be used during your personal judging time and will not remain on display during the entire exhibit period. For safety reasons, exhibits cannot include glass, syringes with needles or any other sharp objects.

### **Child Development Ready4Life Challenge** (SF 50142)

#### **Open to 11- to 18-year-olds enrolled in the Child Development project**

Exhibits in this category must include the following: a) a physical representation of the career or business product such as a model, prototype or display/portfolio that includes images of accomplished work; b) verbal or written explanations that demonstrate knowledge of the related career or business fields, potential careers, and the appropriate requirements for achievement in those fields. The judging criteria for this class values thoroughness of career and/or business exploration and pursuit above the workmanship of the physical specimen on display.



## **CIVIC ENGAGEMENT**

Each county may submit 2 entries total from classes 50145, 50146, 50147; and 1 entry from 50149. **Due to space restrictions, exhibits are limited to 2' 6" wide and 15" deep.**

### **Civic Engagement 1 (SF 50145)**

Exhibit a display illustrating one of the following options: 1) personal information about yourself – who you are, things you like to do, things you are good at, your favorites; 2) your feelings and how you handle these feelings; 3) your family, their responsibilities, how you work together; **OR** 4) the Family Pedigree that may include family group pages. **Due to space restrictions, exhibits are limited to 2' 6" wide and 15" deep.**

### **Civic Engagement 2 (SF 50146)**

Exhibit a display illustrating one of the following options: 1) your neighborhood; 2) how you were a good neighbor or led a service project for your community; **OR** 3) a Citizenship Challenge that you helped organize and lead (see the project book for details). **Due to space restrictions, exhibits are limited to 2' 6" wide and 15" deep.**

### **Civic Engagement 3 (SF 50147)**

Exhibit a display illustrating one of the activities that you completed within your project as it relates to one of the following categories in the manual: 1) Government; 2) Business and Industry; 3) Transportation, Communication & Utilities; 4) Culture & Heritage; 5) Natural Resources & Environment; 6) Education; 7) Organizations within your community; 8) Tourism; **OR** 9) Support Systems within your community. **Due to space restrictions, exhibits are limited to 2' 6" wide and 15" deep.**

### **Civic Engagement Ready4Life Challenge (SF 50149)**

#### **Open to 11- to 18-year-olds enrolled in any Citizenship project.**

Exhibits in this category must include the following: a) a physical representation of the career or business product such as a model, prototype or display/portfolio that includes images of accomplished work; b) verbal or written explanations that demonstrate knowledge of the related career or business fields, potential careers, and the appropriate requirements for achievement in those fields. The judging criteria for this class values thoroughness of career and/or business exploration and pursuit above the workmanship of the physical specimen on display.

### **Service Learning 1 (not eligible for state fair)**

Exhibit a binder portfolio to reflect what the exhibitor accomplished in the four steps of service learning. If exhibitor has been enrolled in project for multiple years, the binder portfolio should include previous years' work. Use of page protectors is recommended.

### **Service Learning 2 (not eligible for state fair)**

Exhibit a binder portfolio to reflect what the exhibitor accomplished in the four steps of service learning. If the exhibitor has been enrolled in the project for multiple years (including Service Learning 1), the binder portfolio should include the previous years' work. Use of page protectors is recommended.

### **Service Learning 3 (not eligible for state fair)**

Exhibit a binder portfolio to reflect what the exhibitor accomplished in the four steps of service learning. If the exhibitor has been enrolled in the project for multiple years (including Service Learning 1 & 2), the binder portfolio should include the previous years' work. Use of page protectors is recommended.

## CLOVERBUDS

(Not eligible for state fair – not eligible for premiums)

Cloverbud projects are open to all 4-H members, age 5-7, as of September 1, 2020. Bring an item or display that you have made as a part of your 4-H learning experience. Each item or display should fall into one of the following Cloverbud project areas:

- Aerospace
- Bicycle
- Embryology
- Expressive Arts (Visual Arts/Arts & Crafts)
- Exploring 4-H
- Farm Animals
- Latino Cultural Arts
- Science & Technology
- Gardening
- Vet Science

**Members can exhibit one (1) exhibit per category.**

*NOT ABOUT CLOVERBUD EXHIBITS: Cloverbud members will be judged on project completion but not competitively. Members will meet with a judge and answer simple questions about their exhibit. All Cloverbud members will receive a participation ribbon for each project.*

## COLLECTIONS

See “Exploratory – Collections” exhibit area on page 32.

## COLLEGE & CAREER READINESS

Each county may submit 1 entry from 50365; and 1 entry from 50366.

### **Build Your Future (SF 50365)**

Develop a career portfolio which includes the items listed below. Members are encouraged to spend more than one year involved in this project so they have time to thoroughly explore the learning modules and develop a greater understanding of planning and preparing for their future and develop a comprehensive career planning portfolio. The original OR photocopies of the completed activities from the project manual should be included in the portfolio. Each year enrolled in the project should build on the previous year’s learning experiences.

- **First Year** – Complete a minimum of Activities 1-4 from the Build Your Future project manual which includes: Skills...Choices...Careers; Making Career Connections; Build Your Future Through Portfolios; and Education Pay\$.
- **Second Year** – Complete a minimum of Activities 5-7 from the Build Your Future project manual which includes: Career FUNds; Turn Your 4-H Passion Into Profit; and Pounding the Pavement.
- **Third Year** – Complete a minimum of Activities 8-9 from the Build Your Future project manual which includes: Putting the Pieces Together: Goals for the Future; and Pathways to Success.

### **College & Career Ready4Life Challenge (SF 50366)**

**Open to 11- to 18-year-olds enrolled in the College & Career project.**

Exhibits in this category must include the following: a) a physical representation of the career or business product such as a model, prototype or display/portfolio that includes images of accomplished work; b) verbal or written explanations that demonstrate knowledge of the related career or business fields, potential careers, and the appropriate requirements for achievement in those fields. The judging criteria for this class values thoroughness of career and/or business exploration and pursuit above the workmanship of the physical specimen on display.

# COMMUNICATIONS

Each county may submit 2 entries total from 50367, 50368, 50369; and 1 entry from 50370.

## Communications 1 (SF 50368)

For 1<sup>st</sup> year enrolled in project: Exhibit a binder portfolio showcasing at least three activities from the project manual. Show basic activities and anything that extended lessons. For 2<sup>nd</sup> and 3<sup>rd</sup> years in project: Include everything from earlier years' work and add a section showcasing at least four additional activities per year.

## Communications 2 (SF 50368)

For 1<sup>st</sup> year enrolled in project: Exhibit a binder portfolio showcasing at least three activities from the project manual. Show basic activities and anything that extended lessons. For 2<sup>nd</sup> and 3<sup>rd</sup> years in project: Include everything from earlier years' work and add a section showcasing at least four additional activities per year.

## Communications 3 (SF 50368)

For 1<sup>st</sup> year enrolled in project: Exhibit a binder portfolio showcasing at least three activities from the project manual. Show basic activities and anything that extended lessons. For 2<sup>nd</sup> and 3<sup>rd</sup> years in project: Include everything from earlier years' work and add a section showcasing at least four additional activities per year.

## Creative Writing (SF 50367)

(County Level) To provide the best learning experience, it is suggested that counties receive submissions in this class prior to the exhibition date to allow a judge adequate time to read the submissions and provide meaningful review. Each member may submit only one entry per class. Each entry is to be typewritten on 8 ½" x 11" paper and include the exhibitor's name. Entries must be original and **written for the 4-H project**. Stories should be double-spaced. Poems may be single-spaced.

- **Rhymed Poetry** – An interpretation of a subject in rhymed verse. Submit a collection of three poems.
- **Free Style Poetry** – An interpretation of a subject in unrhymed verse. Submit a collection of three poems.
- **Short Story** – A fiction piece comprised of three basic elements: a theme, a plot and characters. Submit one story, maximum length: 2,000 words.
- **Essay** – A short nonfiction composition in which a theme is developed or an idea is expressed. Submit one essay, maximum length: 500 words.
- **Feature Story** – Nonfiction human-interest story judged on interest to readers, writing style, readability, and thoroughness of coverage. Submit one story, maximum length: 1,000 words.

## State Level Creative Writing: If promoted to state, follow the instructions below to submit your entry.

1. Members are strongly encouraged to upload their submission to the State Creative Writing Box folder at least two days prior to the beginning of State Fair. Members need to include their name and county in the title of the file. Upload files to: <https://uofi.app.box.com/f/bdfd27ca56d6411bad64967978e5c2ed>
2. Members are also required to bring hard copy of their project to drop off the morning that their county is exhibiting at the state fair.

## Journalism (SF 50369)

Exhibit a binder portfolio showing the results of the appropriate year's activities noted below:

- **Year 1:** Accomplishments of a minimum of 5, 2-star activities from Part 1, answering all the questions in the activities.
- **Year 2:** Results of doing a minimum of 5, 2-star activities in Part 2, answering all the questions in the activities.
- **Year 3:** Results of doing a minimum of 5, 3-star activities from Parts 1 and 2. One of the activities must include writing an advance story, a follow-up story, or a feature story.
- **Year 4:** Results of doing at least 2, 2-star activities and 3, 3-star activities from Part 3. If the activities include

making an audio or videotape, State Fair will provide a way for the judge to view or listen to it.

**Communications Ready4Life Challenge (SF 50370)**

**Open to 11- to 18-year-olds enrolled in any Communications project.**

Exhibits in this category must include the following: a) a physical representation of the career or business product such as a model, prototype or display/portfolio that includes images of accomplished work; b) verbal or written explanations that demonstrate knowledge of the related career or business fields, potential careers, and the appropriate requirements for achievement in those fields. The judging criteria for this class values thoroughness of career and/or business exploration and pursuit above the workmanship of the physical specimen on display.

## **COMPUTER SCIENCE**

Each county may submit 3 entries total from 50159, 50160, 50161, 50162; and 1 entry from 50164.

Exhibitors may bring computer equipment for demonstration purposes. Computers will not be furnished. Internet connections are not available for use by exhibitors. Any member found to be using computer software in a manner that infringes on copyright laws will be disqualified.

**Beginning Visual Programming (not eligible for state fair)**

**Open to youth in Computer Science Visual Based Programming**

Exhibit a simple program using Scratch (or other simple visual programming language). The program should include 8 different commands including looping and getting input from the keyboard and mouse. All exhibits must include something visual, such as a poster or printed copy of a digital presentation, which will remain on display during the exhibition. Electronic equipment will only be used during your personal judging time and will not remain on display during the entire exhibit period.

**Intermediate Visual Programming (SF 50159)**

**Open to youth in Computer Science Visual Based Programming**

Exhibit a program using Scratch (or other simple visual programming language) that you have downloaded from the internet and modified. Compare the two programs and demonstrate the changes you made to the original program; **OR** create an animated storybook using Scratch (or other simple graphical programming language). All exhibits must include something visual, such as a poster or printed copy of a digital presentation, which will remain on display during the exhibition. Electronic equipment will only be used during your personal judging time and will not remain on display during the entire exhibit period.

**Advance Visual Programming (SF 50160)**

**Open to youth in Computer Science Visual Based Programming**

Exhibit a video game you have created in Scratch (or other simple visual programming language). All exhibits must include something visual, such as a poster or printed copy of a digital presentation, which will remain on display during the exhibition. Electronic equipment will only be used during your personal judging time and will not remain on display during the entire exhibit period.

**Website Design (SF 50161)**

**Open to youth in Computer Science Visual or Text Based Programming**

Exhibit an original website that you have designed. Internet access will not be provided, so exhibitors must supply their own internet hotspot or the website must be hosted on the exhibitor's computer). All exhibits must include something visual, such as a poster or printed copy of a digital presentation, which will remain on display during the exhibition. Electronic equipment will only be used during your personal judging time and will not remain on display during the entire exhibit period.

### **Computer Open Source / Innovation CS (SF 50162)**

#### **Open to youth enrolled in Computer Science Text-Based Programming or robotics project).**

Demonstrate the skills and knowledge you have gained through the Computer project. The exhibit may include, but isn't limited to, original works, objects, demonstrations, digital presentations, programs, websites, games, apps, performances, or posters which you have made. Choose whatever method best shows what you've learned. Your exhibit should not fit in the other exhibit options for this project. You must furnish any equipment you need for your exhibit. Internet service will not be provided for the exhibit. Exhibits in this class may also demonstrate successful application of open source (publicly available) computing software and/or hardware, such as Raspberry Pi and Linux, to accomplish a task. All exhibits must include something visual, such as a poster or printed copy of a digital presentation or programming flowchart, which will remain on display during the exhibition. Exhibits in this area will be judged on the computer science programming. Youth enrolled in a robotics project should choose this class if you want the exhibit to be judged on the programming of the robot. Electronic equipment will only be used during your personal judging time and will not remain on display during the entire exhibit period.

### **Computer Science Ready4Life Challenge (SF 50164)**

#### **Open to 11- to 18-year-olds enrolled in any Computer project**

Exhibits in this category must include the following: a) a physical representation of the career or business product such as a model, prototype or display/portfolio that includes images of accomplished work; b) verbal or written explanations that demonstrate knowledge of the related career or business fields, potential careers, and the appropriate requirements for achievement in those fields. The judging criteria for this class values thoroughness of career and/or business exploration and pursuit above the workmanship of the physical specimen on display.

## **CONSUMER EDUCATION**

Each county may submit 2 entries total from 50168, 50169; and 1 entry from 50167.

### **Entrepreneurship: Be the E!** (not eligible for state fair)

Exhibit a binder portfolio or display that includes the results of at least two completed activities from each year the exhibitor has been enrolled in the project. Completed activities from previous years should be included.

### **My Financial Future 1 Beginner (SF 50168)**

Develop a Financial Planning portfolio which includes the items listed below. This project can be completed all in one year; or a member may take several years to explore each of the activities and develop a more detailed financial plan. The original OR photocopies of the completed activities from the project manual should be included in the portfolio. Each year enrolled in the project should build on previous year experiences.

- **First Year** – Complete a minimum of Activities 1-6 from the My Financial Future – Beginner project manual which includes: Who Needs This?; Let's get SMART; Bringing Home the Bacon; Managing Your Money Flow; My Money Personality; and Money Decisions.
- **Second Year and Beyond** – Complete a minimum of Activities 7-11 from the My Financial Future – Beginner project manual which includes: Banking your \$\$\$\$; Charging it Up; Check it Out; Better than a Piggy Bank!; and My Work; My Future.

### **My Financial Future 2 Advanced (SF 50169)**

Building on your previous work in My Financial Future – Beginner project, continue adding to your Financial Planning portfolio which includes the items listed below. Members are encouraged to spend more than one year involved in this project so they have time to thoroughly explore the learning modules and develop a greater understanding of financial literacy, planning for their future, and develop a comprehensive career and financial planning portfolio. The original OR photocopies of the completed activities from the project manual should be included in the portfolio. Each year enrolled in

the project should build on previous year's learning experiences.

- **First Year** – Complete a minimum of two activities from Module 1: Earning Income and Career Planning and Module 2: Organizing Your Flow.
- **Second Year** – Complete all activities not previously completed in Module 1: Earning Income and Career Planning and Module 2: Organizing Your Flow; **AND** a minimum of two of the activities from Module 3: Working with Banks and Credit Unions: Bank on It and Module 4: Making Your \$ Work 4 U.
- **Third Year and Beyond** – Complete all activities not previously completed in Module 3: Working with Banks and Credit Unions: Bank on It and Module 4: Making Your \$ Work 4 U; **AND** a minimum of two activities from Module 5: Credit and Consumer Breadcrumbs.

#### **Consumer Ed Ready4Life Challenge (SF 50167)**

##### **Open to 11- to 18-year-olds enrolled in any Consumer Education project.**

Exhibits in this category must include the following: a) a physical representation of the career or business product such as a model, prototype or display/portfolio that includes images of accomplished work; b) verbal or written explanations that demonstrate knowledge of the related career or business fields, potential careers, and the appropriate requirements for achievement in those fields. The judging criteria for this class values thoroughness of career and/or business exploration and pursuit above the workmanship of the physical specimen on display.

## **CROPS**

Each county may submit 3 entries total from 50170, 50171, 50172, 50173; and 1 entry from 50175.

#### **Soybeans (SF 50170)**

Exhibit five fresh plants (include root system that is washed) that are representative of member's 4-H project field; **OR** exhibit an experimental or educational project related to one experience from your project. Include explanation of the project in a report for public understanding. Include the member's crop records with the exhibit, such as the 4-H crop record found online @ 4-H.illinois.edu, an FFA crops record, or similar information.

#### **Corn (SF 50171)**

Exhibit two fresh plants of field corn (include root system that is washed) that are representative of member's 4-H project field; **OR** exhibit an experimental or educational project related to one experience from your project. Include explanation of the project in a report for public understanding. *Sweet corn should be exhibited in Vegetable Gardening unless being raised under commercial contract by the exhibitor.* Include the member's crop records with the exhibit, such as the 4-H crop record found online @ 4-H.illinois.edu, an FFA crops record, or similar information.

#### **Small Grains (SF 50172)**

Exhibit one gallon of the current year's crop of oats, wheat, rye, or barley that is representative of the member's 4-H project field; **OR** exhibit an experimental or educational project related to one experience from your project. Include explanation of the project in a report for public understanding. Include the member's crop records with the exhibit, such as the 4-H crop record found online @ 4-H.illinois.edu, an FFA crops record, or similar information.

#### **Crops Innovation Class (SF 50173)**

##### **Open to youth enrolled in any Crops project**

Demonstrate the skills and knowledge you have gained through the Crops project. This could be related to, but not limited to crop production, crop utilization or topics of interest to the member related to agronomy. The exhibit may include, but isn't limited to, original works, objects, demonstrations, digital presentations, programs, websites, games, apps, performances, or posters which you have made. Choose whatever method best shows what you've learned. Your exhibit should not fit in the other exhibit options for this project. You must furnish any equipment you need for your exhibit. Internet service will not be provided for the exhibit. All exhibits must include something visual, such as a printed copy of a digital presentation, which will remain on display during the exhibition. Electronic equipment will only be used during your

personal judging time and will not remain on display during the entire exhibit period.

#### **Crops Ready4Life Challenge (SF 50175)**

##### **Open to 11- to 18-year-olds enrolled in any Crops project**

Exhibits in this category must include the following: a) a physical representation of the career or business product such as a model, prototype or display/portfolio that includes images of accomplished work; b) verbal or written explanations that demonstrate knowledge of the related career or business fields, potential careers, and the appropriate requirements for achievement in those fields. The judging criteria for this class values thoroughness of career and/or business exploration and pursuit above the workmanship of the physical specimen on display.

## **DRONES: UNMANNED AERIAL VEHICLES/SYSTEMS**

Each county may submit 2 entries from each class.

Choose one of the following classes based on your interest and skill level.

Each Exhibitor must complete all three sections of Quads Away Curriculum and display (or upload) a completed Mission Logbook.

#### **UAV Display (SF 50375)**

Prepare a display related to the Drones/UAV project on the topic of your choosing. The exhibit may include, but isn't limited to, original works, objects, demonstrations, digital presentations, programs, websites, games, apps, performances, or posters which you have made. Choose whatever method best shows what you've learned. You must furnish any equipment you need for your exhibit. Internet service will not be provided for the exhibit. All exhibits must include something visual, such as a printed copy of a digital presentation, which will remain on display during the exhibition. Electronic equipment will only be used during your personal judging time and will not remain on display during the entire exhibit period. Non-UAV/ Drone projects should not be entered in this class (see Aerospace Display).

#### **UAV Unmanned Aerial Systems (SF 50376)**

Exhibit one Unmanned Aerial Vehicle and associated system assembled or made by the member. UAV or Drone exhibits in this class must be either originally designed or built from a kit of reconfigurable parts and components. These displays are limited to multicopters (tri, quad, hex, and octocopters), as well as FPV airplanes and flying wings with wingspans up to 36". A detailed build log with pictures, as well as a Mission Logbook must be included. The UAV MUST have a Flight Controller and utilize a camera/video transmission system. The exhibit will be a static display. The Drone should be in good flying condition with batteries fully charged, and all UAS components (including Video System) ready to demonstrate. DO NOT display your UAV with the propellers on, but rather on the table to the side of your UAV. The Drone will not be flown. Attach the printed directions/instructions of the UAV if any were used.

## **ELECTRICITY**

Each county may submit 3 entries total from 50177, 50178, 50179; and 1 entry from 50181.

#### **Electricity 1 (SF 50177)**

(May only be battery-powered projects using battery components and wiring). Exhibit a momentary switch, simple switch, basic circuit, electromagnet, galvanometer, **OR** an electric motor. All projects must include a report explaining how the project was constructed and the principles demonstrated. Recommendations can be found on the website. Projects using paper clips, cardboard, thumbtacks, and brads are not eligible for state fair exhibits in electricity. Members wishing to exhibit these types of projects should consider exhibiting in Junk Drawer Robotics 1 or 2.

#### **Electricity 2 (SF 50178)**

(May only be battery-powered projects using battery components and wiring). Exhibit a circuit board demonstrating

parallel and series switches, including a circuit diagram; 3-way or 4-way switch circuit using DC/battery; **OR** a basic electrical device (examples: rocket launcher, burglar alarm, etc.). All projects must include a report explaining how the project was constructed and the principles demonstrated. Recommendations can be found on the website. Projects using paper clips, cardboard, thumbtacks, and brads are not eligible for state fair exhibits in electricity. Members wishing to exhibit these types of projects should consider exhibiting in Junk Drawer Robotics 1 or 2.

### **Electricity 3 (SF 50179)**

Exhibit a 120V lighting fixture or other appliance that uses a switch; **OR** two electrical household circuits using 120V materials to comply with National Electrical Code, one with a simple on/off switch to control bulb, and one using 3-way switches to control light from two locations; **OR** other project which demonstrates principles in the *Wired for Power* book. All electricity projects must include a report, explaining how the project was constructed, and principles for its operation. Recommendations can be found on the website.

### **Electricity 4 (not eligible for state fair)**

Exhibit any electronic or solid-state appliance. Exhibitor must be able to explain how the project was constructed, how it is to be used and how it works. When project is being constructed, general safety and workmanship should be considered.

### **Electricity Ready4Life Challenge (SF 50181)**

#### **Open to 11- to 18-year-olds enrolled in any Electricity project.**

Exhibits in this category must include the following: a) a physical representation of the career or business product such as a model, prototype or display/portfolio that includes images of accomplished work; b) verbal or written explanations that demonstrate knowledge of the related career or business fields, potential careers, and the appropriate requirements for achievement in those fields. The judging criteria for this class values thoroughness of career and/or business exploration and pursuit above the workmanship of the physical specimen on display.

## **ENTOMOLOGY GENERAL**

Each county may submit 2 entries total from 50183, 50184, 50185, 50186; 1 entry from Class 50187.

Size and number of exhibit cases should relate appropriately to the number of insects being displayed for a specified class. Cases should be no deeper than 4". Exhibitors should note that Entomology exhibits may be placed UPRIGHT for display.

### **Entomology 1 (SF 50183)**

Exhibit 15 or more species representing four or more orders. Collection must be accurately labeled. Exhibitors must also include the Entomology 1 project manual, *Teaming With Insects 1*, with at least one completed activity for each year enrolled. The project manual must be included. Rules for pinning and labeling insects are available from your local Extension office.

### **Entomology 2 (SF 50184)**

Exhibit 30 or more species representing eight or more orders. Collection must be accurately labeled. Exhibitors must also include the Entomology 2 project manual, *Teaming With Insects 2*, with at least one completed activity for each year enrolled. The project manual must be included. Rules for pinning and labeling insects are available from your local Extension office.

### **Entomology 3 (SF 50185)**

Exhibit 60 or more species representing twelve or more orders. Collection must be accurately labeled. Exhibitors must also include the Entomology 3 project manual, *Teaming With Insects 3*, with at least one completed activity for each year enrolled. The project manual must be included. Rules for pinning and labeling insects are available from your local Extension office.



### **Entomology Display (SF 50186)**

#### **Open to youth enrolled in Entomology 1, Entomology 2 or Entomology 3**

Exhibit any activity or display related to Entomology that does not fit into Entomology Classes 1, 2 or 3 above. The exhibit may include, but isn't limited to, original works, objects, demonstrations, digital presentations, programs, websites, games, apps, performances, or posters which you have made. Choose whatever method best shows what you've learned. You must furnish any equipment you need for your exhibit. Internet service will not be provided for the exhibit. All exhibits must include something visual, such as a printed copy of a digital presentation, which will remain on display during the exhibition. Electronic equipment will only be used during your personal judging time and will not remain on display during the entire exhibit period.

### **Entomology Ready4Life Challenge (SF 50187)**

#### **Open to 11- to 18-year-olds enrolled in any Entomology project.**

Exhibits in this category must include the following: a) a physical representation of the career or business product such as a model, prototype or display/portfolio that includes images of accomplished work; b) verbal or written explanations that demonstrate knowledge of the related career or business fields, potential careers, and the appropriate requirements for achievement in those fields. The judging criteria for this class values thoroughness of career and/or business exploration and pursuit above the workmanship of the physical specimen on display.

## **ENTOMOLOGY BEEKEEPING**

Each county may send 2 entries total from classes 50188, 50189, 50190; and 1 entry from 50191.

Create an exhibit that shows the public what you learned in the beekeeping project this year. **Note:** No beehives may be exhibited. (Honey moisture content will be measured.) Fill level: the honey should be filled to the jar shoulder, not over, nor under. Chunk honey should go in a wide-mouth jar, preferably one specially made for chunk honey (see beekeeping catalogs). Be careful to distinguish "chunk honey" (comb in jar) from "cut comb" (comb only in plastic box). *Honey exhibited (including chunk, cut comb, and sections) must be collected since the previous year's fair.*

### **Beekeeping 1 (SF 50188)**

Exhibit an educational display for one (1) of the following:

- Flowers used to make honey. Display pressed flowers from ten (10) different Illinois plants that bees use for making honey.
- Uses of honey and beeswax.
- Setting up a beehive.
- Safe handling of bees.
- Equipment needed by a beekeeper.

### **Beekeeping 2 (SF 50189)**

Exhibit one (1) of the following:

- Extracted honey: Three (3) 1# jars (glass, screw-top), holding 1# of honey each.
- Chunk honey (comb in jar): Three (3) 1# jars (wide-mouth, glass).
- Cut-comb honey: Three (3) 1# boxes (boxes are usually 4 ½" x 4 ½" in size).
- Section honey: Three (3) sections of comb honey (in basswood boxes or Ross rounds).
- Working with honey bees. Present a topic from your manual to teach fairgoers about working with honey bees. Use your knowledge and creativity to display this information on a poster or in a notebook.

### **Beekeeping 3** (SF 50190)

Exhibit three (3) of the five (5) kinds of honey listed below (#1-5) or prepare an educational display about honey bees or beekeeping (#6).

1. Extracted honey: Three (3) 1# jars (glass, screw-top), holding 1# of honey each.
2. Chunk honey (comb in a jar): Three (3) 1# jars (wide-mouth, glass) .
3. Cut-comb honey: Three (3) 1# boxes (boxes are usually 4 ½" x 4 ½" in size).
4. Comb honey: Three (3) sections (honey built by bees in frames of wood commonly called "sections") (boxes are usually 4 ½" x 4 ½" in size).
5. Section honey: Three (3) sections of comb honey (in basswood boxes or Ross rounds) **OR**
6. Prepare an educational display about honey bees or beekeeping.

### **Entomology Beekeeping Ready4Life Challenge** (SF 50191)

**Open to 11- to 18-year-olds enrolled in any Entomology project.**

Exhibits in this category must include the following: a) a physical representation of the career or business product such as a model, prototype or display/portfolio that includes images of accomplished work; b) verbal or written explanations that demonstrate knowledge of the related career or business fields, potential careers, and the appropriate requirements for achievement in those fields. The judging criteria for this class values thoroughness of career and/or business exploration and pursuit above the workmanship of the physical specimen on display.

## **ESPORTS**

Each county may submit 3 entries from 50378.

All exhibitors must complete all activities in the Illinois 4-H eSports Pilot Curriculum.

### **eSports** (SF 50378)

Compete in at least 1 ranked tournament online or in person (either as a team or solo), and fully document your progress throughout. Any game with a documentable bracket system, and at least 3 rounds counts. Be sure to include a description of the tournament, your match information, your win-loss record, and description of the game and platform being used to play the game (Ram requirements/capabilities of your machine, video card specs., etc.). Prepare a PowerPoint presentation describing your journey through eSports (including your 1 mandatory tournament), what you have learned about gaming/eSports, and why you think more youth should be involved. Also include a detailed description of your most important win, explaining your strategy in that victory. Be sure to include screenshots and video, if possible. Load your presentation to a USB drive, and be sure to add narration if uploading for virtual exhibition.

## **EXPLORATORY** (not eligible for state fair)

### **EXPLORATORY** (*Welcome to 4-H*) (not eligible for state fair)

Youth ages 8 – 10 may exhibit a display on one of the following topics from the project book:

- Windowsill gardening; **OR**
- 4-H animals; **OR**
- 4-H family; **OR**
- Coat of arms

### **COLLECTIBLES** (not eligible for state fair)

Bring your completed project book and your collection or examples of your collection (if it's too large to bring) with pictures of total collection, OR an exhibit or poster illustrating one feature of the project.

## **FAMILY HERITAGE**

Each county may submit 1 entry from 50197; and 1 entry from 50199.

### **Family Heritage (SF 50197)**

Prepare an exhibit of items, pictures, maps, charts, slides/tapes, drawings, illustrations, writings or displays that depict the heritage of the member's family or community or 4-H history. Please note: Exhibits are entered at 4-H'ers own risk. 4-H is not responsible for loss or damage to family heirloom items or any items in this division. Displays should not be larger than 22" x 28" wide. If you need a size waiver because the historical item is larger than 22" x 28" please contact the superintendents for approval.

### **Family Heritage Ready4Life Challenge (SF 50199)**

#### **Open to 11- to 18-year-olds enrolled in any Entomology project.**

Exhibits in this category must include the following: a) a physical representation of the career or business product such as a model, prototype or display/portfolio that includes images of accomplished work; b) verbal or written explanations that demonstrate knowledge of the related career or business fields, potential careers, and the appropriate requirements for achievement in those fields. The judging criteria for this class values thoroughness of career and/or business exploration and pursuit above the workmanship of the physical specimen on display.

## **FORESTRY**

Each county may submit 1 entry total from 50212, 50213, 50214; and 1 entry from 50216.

### **Forests of Fun 1 (SF 50212)**

Exhibit any product or display illustrating an activity from the book. The exhibit may include, but isn't limited to, original works, objects, demonstrations, digital presentations, programs, websites, games, apps, performances, or posters which you have made. Choose whatever method best shows what you've learned. You must furnish any equipment you need for your exhibit. Internet service will not be provided for the exhibit. All exhibits must include something visual, such as a printed copy of a digital presentation, which will remain on display during the exhibition. Electronic equipment will only be used during your personal judging time and will not remain on display during the entire exhibit period.

### **Forests of Fun 2 (SF 50213)**

Exhibit any product or display illustrating an activity from the book. The exhibit may include, but isn't limited to, original works, objects, demonstrations, digital presentations, programs, websites, games, apps, performances, or posters which you have made. Choose whatever method best shows what you've learned. You must furnish any equipment you need for your exhibit. Internet service will not be provided for the exhibit. All exhibits must include something visual, such as a printed copy of a digital presentation, which will remain on display during the exhibition. Electronic equipment will only be used during your personal judging time and will not remain on display during the entire exhibit period.

### **Forests of Fun 3 (SF 50214)**

Exhibit any product or display illustrating an activity from the book. The exhibit may include, but isn't limited to, original works, objects, demonstrations, digital presentations, programs, websites, games, apps, performances, or posters which you have made. Choose whatever method best shows what you've learned. You must furnish any equipment you need for your exhibit. Internet service will not be provided for the exhibit. All exhibits must include something visual, such as a printed copy of a digital presentation, which will remain on display during the exhibition. Electronic equipment will only be used during your personal judging time and will not remain on display during the entire exhibit period.

### **Forestry Ready4Life Challenge (SF 50216)**

#### **Open to 11- to 18-year-olds enrolled in any Forestry project.**

Exhibits in this category must include the following: a) a physical representation of the career or business product such as a

model, prototype or display/portfolio that includes images of accomplished work; b) verbal or written explanations that demonstrate knowledge of the related career or business fields, potential careers, and the appropriate requirements for achievement in those fields. The judging criteria for this class values thoroughness of career and/or business exploration and pursuit above the workmanship of the physical specimen on display.

## **GEOLOGY**

Each county may submit 3 entries total from 50218, 50219, 50220, 50221, 50222; and 1 entry from 50224.

**Size and number of exhibit cases should relate appropriately to the number of specimens being displayed for a specified class.** Specimens are not limited to Illinois locations. All levels of Geology use the same manual, Geology-Introduction to the Study of the Earth.

### **Pebble Pups 1 (SF 50218)**

Display 8 to 19 rocks and mineral specimens with three minerals in the collection. Collection may include duplications that show variations. Label collection and note where found.

### **Pebble Pups 2 (SF 50219)**

Display at least 20, but no more than 29, rocks and mineral specimens with seven minerals in the collection. Collection may include duplications that show variations. Label collection and note where found.

### **Rock Hounds 1 (SF 50220)**

Display at least 30, but no more than 40, rocks and mineral specimens with ten minerals in the collection. Rocks should include at least three igneous, two metamorphic, and three sedimentary groups. Label collection and note where found.

### **Rock Hounds 2 (SF 50221)**

Display no more than 50 specimens that have been selected to illustrate a specific theme of the exhibitor's choosing. Be creative. Sample categories could include (but are not limited to): industrial minerals and their uses; a specific rock group and the variety that occurs in that group, including some minerals that occur in that environment; select fossils traced through the geologic ages; minerals and their crystal habits; rocks and minerals used in the lapidary arts.

### **Geology Innovation Class (SF 50222)**

#### **Open to youth enrolled in Geology.**

Demonstrate the skills and knowledge you have gained through the Geology project. Exhibit may be the result of knowledge gained from project manuals; independent study about Illinois rock(s) and mineral(s), interaction with geology professionals; and/or individual exploration in the area of geology. The exhibit may include, but isn't limited to, original works, objects, demonstrations, digital presentations, programs, websites, games, apps, performances, or posters which you have made. Choose whatever method best shows what you've learned. Your exhibit should not fit in the other exhibit options for this project. You must furnish any equipment you need for your exhibit. Internet service will not be provided for the exhibit. All exhibits must include something visual, such as a printed copy of a digital presentation, which will remain on display during the exhibition. Electronic equipment will only be used during your personal judging time and will not remain on display during the entire exhibit period.

### **Geology Ready4Life Challenge (50224)**

#### **Open to 11- to 18-year-olds enrolled in the Geology project.**

Exhibits in this category must include the following: a) a physical representation of the career or business product such as a model, prototype or display/portfolio that includes images of accomplished work; b) verbal or written explanations that demonstrate knowledge of the related career or business fields, potential careers, and the appropriate requirements for achievement in those fields. The judging criteria for this class values thoroughness of career and/or business exploration and pursuit above the workmanship of the physical specimen on display.

# HEALTH

Each county may submit 3 entries total from 50226, 50227, 50228, 50229; and 1 entry from 50231.

## **Health 1 (SF 50226)**

Select four First Aid Skills and complete the activities for that section. Bring the project book and be prepared to discuss the completed sections. Exhibit a family first aid kit and be prepared to explain what each item is used for.

## **Health 2 (SF 50227)**

Select four Staying Healthy Skills and complete the activities for that section. Bring the project book and be prepared to discuss the completed sections. Exhibit a “smarts” project as explained in the project manual.

## **Health 3 (SF 50228)**

Select four Keeping Fit Skills and complete the activities for that section. Bring the project book and be prepared to discuss the completed sections. Exhibit a poster or display on one of the Keeping Fit Skills.

## **Health Innovation Class (SF 50229)**

### **Open to youth enrolled in Health 1, 2 or 3.**

Demonstrate the skills and knowledge you have gained through the Health project. The exhibit may include, but isn't limited to, original works, objects, demonstrations, digital presentations, programs, websites, games, apps, performances, or posters which you have made. Choose whatever method best shows what you've learned. Your exhibit should not fit in the other exhibit options for this project. You must furnish any equipment you need for your exhibit. Internet service will not be provided for the exhibit. All exhibits must include something visual, such as a printed copy of a digital presentation, which will remain on display during the exhibition. Electronic equipment will only be used during your personal judging time and will not remain on display during the entire exhibit period.

## **Health Ready4Life Challenge (SF 50231)**

### **Open to 11- to 18-year-olds enrolled in any Health project.**

Exhibits in this category must include the following: a) a physical representation of the career or business product such as a model, prototype or display/portfolio that includes images of accomplished work; b) verbal or written explanations that demonstrate knowledge of the related career or business fields, potential careers, and the appropriate requirements for achievement in those fields. The judging criteria for this class values thoroughness of career and/or business exploration and pursuit above the workmanship of the physical specimen on display.

# HORTICULTURE: FLORICULTURE

Each county may submit 3 entries total from 50192, 50193, 50194, 50195, 50196; and 1 entry from 50198.

## **Floriculture A (SF 50192)**

Exhibit one of the following options:

- Create a flower arrangement, either a round arrangement or a bud vase. No silk flowers are permitted; **OR**
- Create a photo collage or a collection of pictures of flowers that you have raised. Label your flowers by name and tell if you started with a seed, cutting or transplants. Mount pictures on a poster board; **OR**
- Exhibit in one container: 3 stems of blooms - each with attached foliage. Foliage that would go inside the container may be removed. All three blooms or stems should be the same variety, color, shape and size and must have been grown from seed, young seedling plants, bulbs or rhizomes by the exhibitor. (NOTE: Exhibitors choosing lilies should include no more than 2/3 of foliage for their exhibit.)

### **Floriculture B (SF 50193)**

Exhibit one of the following options:

- Display a mixed planter that may include herbs with foliage plants and/or flowering plants. The planter should include three or more kinds of plants. The container exhibit space must not exceed 18"x18".
- Create an artistic display of dried flowers and/or herbs explaining how each was dried; **OR**
- Create a photo collage or collection of pictures of plants from your theme garden. Label your plants by name and explain how the plants were chosen to fit the theme.
- Create an artistic fairy garden of plants, flowers and/or herbs. Explain the process you utilized to prepare your fairy garden. Label your plants by name and explain how the plants were chosen to fit the theme.

### **Floriculture C (SF 50194)**

Exhibit one of the following options:

- Create a terrarium. Selected plants should be started by the exhibitor from cuttings or seeds or as purchased plugs. The terrarium must be cared for by the exhibitor for at least 5 months. Exhibitor should be able to explain the different plant, soil, and environmental needs and watering requirements of a closed system; **OR**
- Exhibit a plant that you propagated from cuttings, layering or division or started from seed. Create a photo board showing the progression of growth. Tips for vegetative propagation of houseplants can be found in the University of Illinois Extension Gardener's Corner ([go.illinois.edu/gardenerscorner](http://go.illinois.edu/gardenerscorner)).

### **Floriculture D (SF 50195)**

Exhibit one of the following options:

- Create a centerpiece around a theme such as a wedding, holiday, birthday, etc. No silk flowers are permitted; **OR**
- Create an exhibit of forced bulbs in a pot.

### **Floriculture Display (SF 50196)**

**(Open to youth enrolled in Floriculture A, Floriculture B, Floriculture C, and Floriculture D)**

Present an exhibit of the member's choice that focuses on some aspect of floriculture which does not fit in the categories above. The exhibit may include, but isn't limited to, dish gardens, original works, objects, demonstrations, digital presentations, programs, websites, games, apps, performances, or posters which you have made. Choose whatever method best shows what you've learned. You must furnish any equipment you need for your exhibit. Internet service will not be provided for the exhibit. All exhibits must include something visual, such as a printed copy of a digital presentation, which will remain on display during the exhibition. Electronic equipment will only be used during your personal judging time and will not remain on display during the entire exhibit period.

### **Floriculture Ready4Life Challenge (SF 50198)**

**Open to 11- to 18-year-olds enrolled in any Floriculture project.**

Exhibits in this category must include the following: a) a physical representation of the career or business product such as a model, prototype or display/portfolio that includes images of accomplished work; b) verbal or written explanations that demonstrate knowledge of the related career or business fields, potential careers, and the appropriate requirements for achievement in those fields. The judging criteria for this class values thoroughness of career and/or business exploration and pursuit above the workmanship of the physical specimen on display.

## **HORTICULTURE: VEGETABLES, HERBS & FRUITS**

Each county may submit 3 entries total for 50313, 50314, 50315, 50316, 50317; and 1 entry for 50318.

All exhibits must have been grown by the exhibitor as part of their current gardening 4-H project. Exhibitors should be knowledgeable about various aspects of the produce, including but not limited to different varieties, soil testing, fertilizers used, etc. Exhibits should be prepared according to the Illinois Vegetable Garden Guide website:

<http://web.extension.illinois.edu/vegguide/>. Waxes and oils may not be used on vegetables or fruits. Any plant infested with insects will be removed from the exhibit area and will not be eligible for champion awards.

#### **Herb Display (SF 50313)**

##### **(Open to youth in Vegetable Gardening A, Vegetable Gardening B, Vegetable Gardening C, and Vegetable Gardening D)**

Herbs should be grown in pots (8" maximum diameter). Categories: Mint, Oregano, Rosemary, Sage, Thyme, and all other herbs. Herbs should be labeled with common and Latin names. Herbs should be in your care for a minimum of three months for state fair exhibits. Remove dead leaves from plants and check that the soil is clear of debris such as dead leaves. In addition to class Champions, Herb Category Grand and Reserve Grand Champions may be selected. When exhibiting herb plants, be sure to grow the plants in the container to be displayed to avoid transplant shock. Exhibits will be evaluated based on cleanliness, uniformity, condition, quality, and trueness to variety. Additional herb resources are located on the project resources section of the Illinois 4-H website.

- Display must include 4 or more different kinds of herbs. There may not be more than 2 different varieties of any herb. For example, peppermint and chocolate mint would be classified as two different herb varieties.
- In instances where containers display more than one variety of herb, special care should be taken that each distinct variety is accessible and clearly visible to the judges to ensure full points for cleanliness.

#### **Vegetable/Fruit Display (SF 50314)**

##### **(Open to youth in Vegetable Gardening A, Vegetable Gardening B, Vegetable Gardening C, and Vegetable Gardening D)**

1. This class is allowed a 2'6" x 2'6" space for display.
2. Display must include 6 or more different kinds of vegetables or fruits. There may not be more than 2 different varieties of any vegetable/fruit. For example, red and white potatoes would be classified as two different varieties. Acorn squash and zucchini would be classified as two different vegetables.
3. The number and type of vegetables/fruits used must conform to the Vegetable/Fruit Plate/Display List. *Fruit Plate list is below vegetable plate list.*
4. Exhibitors must provide the name and variety of all vegetables/fruits used. (i.e. Cabbage – Golden Acre; Cucumber, slicing – Straight Eight; Tomatoes, slicing – Rocky Top; Snap Beans – Contender, etc.).

#### **Vegetable Plate (SF 50315)**

##### **(Open to youth in Vegetable Gardening A, Vegetable Gardening B, Vegetable Gardening C, and Vegetable Gardening D)**

1. Exhibit must include 2 single vegetable plates. (Exhibitor will furnish the disposable plates.)
2. Number of vegetables on plates must conform to plate list below.
3. Only one variety on each plate.
4. An exhibitor cannot show two plates of the same type vegetable. (i.e.: Cannot exhibit red *and* white potatoes or zucchini *and* straightneck summer squash.)

#### **VEGETABLE PLATE/DISPLAY LIST**

When selecting vegetables for exhibition, keep in mind that the judge will evaluate them on the basis of cleanliness, uniformity, condition, quality, and trueness to variety. (*Lists are provided by UI Extension Horticulturists; Items are listed according to the correct definition of vegetables*)

Asparagus (5 spears)	Eggplant (1)
Beans, Lima (12 pods)	Garlic (5)
Beets (5)	Kohlrabi (5)
Broccoli (1 head)	Lettuce (1 head or plant)
Brussels sprouts (12 sprouts)	Muskmelon incl. cantaloupe (1)
Cabbage (1 head)	Okra (12)
Cauliflower (1 head)	Onions, large, dry (5)
Carrots (5)	Onions, green or set (12)
Cucumber, pickling or slicing (5)	Parsnips (5)

Peas, (12 pods)	Salsify (5)
Peppers, large fruited (bell/banana) (5)	Squash, summer (any variety) (3)
Peppers, small fruited (chili/cherry) (12)	Sweet corn, in husks (5)
Popcorn (5)	Tomatoes, slicing (5)
Potatoes (any variety) (5)	Tomatoes, small fruited (12)
Pumpkin (1)	Turnip (5)
Rhubarb, trimmed stalks (3)	Watermelon (1)
Rutabaga (5)	

Squash, winter (Acorn, butternut, buttercup, spaghetti, Hubbard, Turks's Turban) (1)  
 Beans, Snap, Green Pod or Golden Wax (12 pods)  
 Greens (collard, endive, escarole, kale, mustard, spinach, Swiss chard) (1 plant)  
 Horseradish Root (1 marketable root specimen harvested this year)

**Vegetable Gardening Display (SF 50316)**

**(Open to youth in Vegetable Gardening A, Vegetable Gardening B, Vegetable Gardening C, Vegetable Gardening D)**

Present an exhibit of the member's choice that focuses on some aspect of vegetable gardening which does not fit in the categories above. The exhibit may include, but isn't limited to, original works, objects, demonstrations, digital presentations, programs, websites, games, apps, performances, or posters which you have made. Choose whatever method best shows what you've learned. You must furnish any equipment you need for your exhibit. Internet service will not be provided for the exhibit. All exhibits must include something visual, such as a printed copy of a digital presentation, which will remain on display during the exhibition. Electronic equipment will only be used during your personal judging time and will not remain on display during the entire exhibit period.

**Fruit Plate (SF 50317)**

**(Open to youth in Vegetable Gardening A, Vegetable Gardening B, Vegetable Gardening C, and Vegetable Gardening D)**

1. Exhibit must include 2 single fruit plates. (Exhibitor will furnish the disposable plates.)
2. Number of fruits on plates must conform to plate list below.
3. Only one variety on each plate.
4. An exhibitor cannot show two plates of the same type fruit. (i.e.: Cannot exhibit Gala & Jonathan Apples, Mazzard & Gisela Cherries, etc.)

**Fruit Plate List**

Fruit will be judged using the same general criteria used for vegetables. Fruit will be judged for the stage of maturity normal for that season and growing location. Emphasis will be placed on how well fruit approaches market quality. When selecting fruits for exhibition, keep in mind that the judge will evaluate them on the basis of cleanliness, uniformity, condition, quality, and trueness to variety. *(Lists are provided by UI Extension Horticulturists; Items are listed according to the correct definition of fruit varieties at <https://web.extension.illinois.edu/fruit/>)*

- Strawberries (Everbearers) – 1 pint
- Grapes – 2 bunches
- Apples – 5
- Pears – 5
- Wild Plums – 1 pint
- Other Small Fruit or Berries (Do not duplicate entries from the above fruits) – 1 pint
- Other Fruits or Nuts (Do not duplicate entries from the above fruits) – 5

**Vegetable Gardening Ready4Life Challenge (SF 50318)**

**Open to 11- to 18-year-olds enrolled in any Vegetable Gardening project.**



Exhibits in this category must include the following: a) a physical representation of the career or business product such as a model, prototype or display/portfolio that includes images of accomplished work; b) verbal or written explanations that demonstrate knowledge of the related career or business fields, potential careers, and the appropriate requirements for achievement in those fields. The judging criteria for this class values thoroughness of career and/or business exploration and pursuit above the workmanship of the physical specimen on display.

## INTERCULTURAL

Each county may submit 1 individual entry from 50233; 1 individual entry from 50234; 1 individual entry from 50236; 1 club entry from 50235. **Due to space restrictions, exhibits are limited to 2' 6" wide and 15" deep.**

### **Passport to the World, Individual (SF 50233)**

Prepare a display illustrating what you have learned about a country's or U.S. region's geography, economy, agriculture, people, language, housing, culture, music, crafts, clothing, holidays or other aspect. Exhibit should be educational in nature and should not promote one's beliefs over another person's beliefs. The exhibit may include, but isn't limited to, original works, objects, demonstrations, digital presentations, programs, websites, games, apps, performances, or posters which you have made. Choose whatever method best shows what you've learned. You must furnish any equipment you need for your exhibit. Internet service will not be provided for the exhibit. All exhibits must include something visual, such as a printed copy of a digital presentation, which will remain on display during the exhibition. Electronic equipment will only be used during your personal judging time and will not remain on display during the entire exhibit period. Include the project manual with completed sections that pertain to the exhibit information. Due to space restrictions, exhibits are limited to 2' 6" wide and 15" deep.

### **Diversity & Cultural Awareness (SF 50234)**

Create a display or binder portfolio that illustrates the results of a minimum of three (3) completed activities from the project book. Due to space restrictions, exhibits are limited to 2' 6" wide and 15" deep.

### **Intercultural Ready4Life Challenge (SF 50236)**

#### **Open to 11- to 18-year-olds enrolled in any Intercultural project.**

Exhibits in this category must include the following: a) a physical representation of the career or business product such as a model, prototype or display/portfolio that includes images of accomplished work; b) verbal or written explanations that demonstrate knowledge of the related career or business fields, potential careers, and the appropriate requirements for achievement in those fields. The judging criteria for this class values thoroughness of career and/or business exploration and pursuit above the workmanship of the physical specimen on display.

### **Intercultural, Club, Includes *Passport to the World, Diversity & Cultural Awareness, and Latino Cultural Arts Projects* (SF 50235)**

Exhibit a display illustrating the steps that the club has completed on the project selected for the year. Include a written outline or report of accomplishments and future goals. The exhibit may include, but isn't limited to, original works, objects, demonstrations, digital presentations, programs, websites, games, apps, performances, or posters which you have made. Choose whatever method best shows what the club members have learned. You must furnish any equipment you need for your exhibit. Internet service will not be provided for the exhibit. All exhibits must include something visual, such as a printed copy of a digital presentation, which will remain on display during the exhibition. Electronic equipment will only be used during your personal judging time and will not remain on display during the entire exhibit period. The display must be accompanied by 3 or more club exhibitors at the time of the judge's critique. Club members should make a 5- to 10-minute presentation to the judge. All club members present for the judge's critique should be able to discuss the project and answer questions. Only club members present for judging who participate in the actual critique and presentation are eligible for ribbons and premiums. Due to space restrictions, exhibits are limited to 2' 6" wide and 15" deep.

## INTERIOR DESIGN

Each county may submit 2 entries total from 50242, 50243, 50244, 50245; and 1 entry from 50247.

**Design Decisions, Beginning (SF 50242)**

Any exhibit must have been created or redesigned by the exhibitor as part of their current Interior Design 4-H project. Exhibitors should be knowledgeable about various aspects of the project. Exhibits could include items such as, but not limited to, comparison studies of different products or techniques; made accessories, wall-hangings, window coverings, or furniture items; refinished or redesigned furniture; or a plan to solve some type of interior design problem. Exhibit should be appropriate to the exhibitor's age, skills and ability in this project.

**Design Decisions, Intermediate (SF 50243)**

Any exhibit must have been created or redesigned by the exhibitor as part of their current Interior Design 4-H project. Exhibitors should be knowledgeable about various aspects of the project. Exhibits could include items such as, but not limited to, comparison studies of different products or techniques; made accessories, wall-hangings, window coverings, or furniture items; refinished or redesigned furniture; or a plan to solve some type of interior design problem. Exhibit should be appropriate to the exhibitor's age, skills and ability in this project.

**Design Decisions, Advanced (SF 50244)**

Any exhibit must have been created or redesigned by the exhibitor as part of their current Interior Design 4-H project. Exhibitors should be knowledgeable about various aspects of the project. Exhibits could include items such as, but not limited to, comparison studies of different products or techniques; made accessories, wall-hangings, window coverings, or furniture items; refinished or redesigned furniture; or a plan to solve some type of interior design problem. Exhibit should be appropriate to the exhibitor's age, skills and ability in this project.

**Interior Design Innovation Class (SF 50245)****Open to enrolled in Interior Design.**

Demonstrate the skills and knowledge you have gained through the Interior Design project. The exhibit may include, but isn't limited to, original works, objects, demonstrations, digital presentations, programs, websites, games, apps, performances, or posters which you have made. Choose whatever method best shows what you've learned. Your exhibit should not fit in the other exhibit options for this project. You must furnish any equipment you need for your exhibit. Internet service will not be provided for the exhibit. All exhibits must include something visual, such as a printed copy of a digital presentation, which will remain on display during the exhibition. Electronic equipment will only be used during your personal judging time and will not remain on display during the entire exhibit period.

**Interior Design Ready4Life Challenge (SF 50247)****Open to 11- to 18-year-olds enrolled in the Interior Design project.**

Exhibits in this category must include the following: a) a physical representation of the career or business product such as a model, prototype or display/portfolio that includes images of accomplished work; b) verbal or written explanations that demonstrate knowledge of the related career or business fields, potential careers, and the appropriate requirements for achievement in those fields. The judging criteria for this class values thoroughness of career and/or business exploration and pursuit above the workmanship of the physical specimen on display.

## LEADERSHIP

Each county may submit 3 entries total from 50249, 50250, 50251, 50252; 2 entries from 50254; 1 entry from 50255.

**Leadership 1 (SF 50249)**

Create a binder portfolio with a minimum of four (4) completed activities each year from the areas noted below. Build upon your previous year's work. Photocopies or original pages of the completed activities from the book should be included in the portfolio.

- **First Year** – One activity from each of the following sections: Understanding Self; Communication; and Getting Along with Others, plus one activity of exhibitor's choice from the manual.
- **Second Year** – One activity from each of the following sections: Getting Along with Others; Learning to Learn; and Making Decisions, plus one activity of exhibitor's choice from the manual.

- **Third Year** – One activity from each of the following sections: Making Decisions; Managing; and Working with Groups, plus one activity of exhibitor’s choice from the manual.

**Leadership 2 (SF 50250)**

Building upon your previous work, continue adding to your binder portfolio with a minimum of four (4) completed activities each year from the areas noted below. Photocopies or original pages of the completed activities from the book should be included in the portfolio.

- **First Year** – One activity from each of the following sections: Understanding Self; Communication; and Getting Along with Others, plus one activity of exhibitor’s choice from the manual.
- **Second Year** – One activity from each of the following sections: Getting Along with Others; Learning to Learn; and Making Decisions, plus one activity of exhibitor’s choice from the manual.
- **Third Year** – One activity from each of the following sections: Making Decisions; Managing; and Working with Groups, plus one activity of exhibitor’s choice from the manual.

**Leadership 3 (SF 50251)**

Building upon your previous work, continue adding to your binder portfolio with a minimum of four (4) completed activities each year from the areas noted below. Photocopies or original pages of the completed activities from the book should be included in the portfolio.

- **First Year** – One activity from each of the following sections: Understanding Self; Communication; and Getting Along with Others, plus one activity of exhibitor’s choice from the manual.
- **Second Year** – One activity from each of the following sections: Getting Along with Others; Learning to Learn; and Making Decisions, plus one activity of exhibitor’s choice from the manual.
- **Third Year** – One activity from each of the following sections: Making Decisions; Managing; and Working with Groups, plus one activity of exhibitor’s choice from the manual.

**Leadership Innovation Class (SF 50252)**

**Open to youth enrolled in Leadership 1, 2, or 3.**

Demonstrate the skills and knowledge you have gained through the Leadership project. **Your exhibit should not fit in the other exhibit options for this project.** The exhibit may include, but isn’t limited to, original works, objects, demonstrations, digital presentations, programs, websites, games, apps, performances, or posters which you have made. Choose whatever method best shows what you’ve learned. You must furnish any equipment you need for your exhibit. Internet service will not be provided for the exhibit. All exhibits must include something visual, such as a printed copy of a digital presentation, which will remain on display during the exhibition. Electronic equipment will only be used during your personal judging time and will not remain on display during the entire exhibit period.

**Leadership Ready4Life Challenge (SF 50255)**

**Open to 11- to 18-year-olds enrolled in any Leadership project.**

Exhibits in this category must include the following: a) a physical representation of the career or business product such as a model, prototype or display/portfolio that includes images of accomplished work; b) verbal or written explanations that demonstrate knowledge of the related career or business fields, potential careers, and the appropriate requirements for achievement in those fields. The judging criteria for this class values thoroughness of career and/or business exploration and pursuit above the workmanship of the physical specimen on display.

**Leadership Group Exhibit (SF 50254)**

**Open to clubs and groups whose members are enrolled in any Leadership project**

Exhibit a display illustrating how your group has used the Teens As Leaders model effectively in your club, community, school, or state. Leadership activities might include planning, advising, promoting, mentoring, teaching or advocating for change. The exhibit may include, but isn’t limited to, original works, objects, demonstrations, digital presentations, programs, websites, games, apps, performances, or posters which you have made. Choose whatever method best shows what you’ve learned. You must furnish any equipment you need for your exhibit. Internet service will not be provided for the exhibit. All exhibits must include something visual, such as a printed copy of a digital presentation, which will remain on display during the exhibition. Electronic equipment will only be used during your personal judging

time and will not remain on display during the entire exhibit period. The display must be accompanied by 3 or more 4-H members at the time of the judge's critique. Club members should make a 5- to 10-minute presentation to the judge. All club members present for the judge's critique should be able to discuss the project and answer questions. Only club members present for judging who participate in the actual critique and presentation are eligible for ribbons and premiums. Due to space limitations, exhibits are limited to 2'6" wide and 15" deep.

## MAKER

Each county may submit 3 entries total from 50400.

Exhibits in this category are designed to be multi-disciplinary in nature, innovative, and must not fit into any other exhibit category. To qualify for this category, your project **MUST** abide by the following guidelines:

- Exhibitors must complete the DIY Make & Build Curriculum, and answer all the questions at the end of each lesson. You must display (or upload if virtual) your answers to these questions, as well as your Maker Log from the DIY Make and Build curriculum.
- Exhibits must be an object or device that has an intended purpose and uses technology in either a mechanical way, digital (computer) way, or combination of the two. Your device or object **cannot** be one of the included activities in the DIY Make and Build Curriculum.
- The device must be something that can be used in everyday life by multiple people (a target audience), and **MUST** be manufactured/built by the exhibitor (If not fully manufactured by the exhibitor, the device **MUST** be modified structurally or be reprogramed to perform a different function other than what it was designed to do).
- Exhibits **MUST** be able to interact with the outside world. (e.g. an on off switch, input sensors, feedback, etc.)
- Exhibits **MUST** include a detailed build log with instructions on how to make or build the exhibit, **AND** contain either a 3D rendering or detailed and labeled sketches of the device/product.
- All parts and software used in the design/build **MUST** be listed in a detailed Bill of Materials including cost per item and total cost. Total time spent on the build must be documented in your build log.

In addition, exhibitors are **HIGHLY** encouraged to use tools such as 3-D printers, laser cutters, routers and/or other hand/power tools to help in the manufacturing process (**NOTE: Simply 3-D printing or laser cutting an object without the other specifications does not qualify as a Maker Project**). It is also **HIGHLY** encouraged that exhibits use Open Source software and/or hardware in the build.

## NATURE: NATURAL RESOURCES AND OUTDOOR ADVENTURES

Each county may submit 3 entries from 50256, 50257, 50258, 50259, 50278; 1 entry from 50267.

Electricity and water are **NOT** available for these displays. **NO live animals or reptiles are permitted in these exhibits.**

### **Natural Resources 1** (SF 50256)

Exhibit any item developed from the project book, *Step Into Nature*.

### **Natural Resources 2** (SF 50257)

Exhibit any item developed from the project book, *Explore the Natural World*.

### **Natural Resources 3** (SF 50258)

Exhibit any item developed from the project book, *Blaze the Trail*.

### **Outdoor Adventures 1:** (SF 50259)

Exhibit a display illustrating an activity completed from the project manual.

### **Outdoor Adventures 2** (SF 50259)

Exhibit a display illustrating an activity completed from the project manual.

**Outdoor Adventures 3 (SF 50259)**

Exhibit a display illustrating an activity completed from the project manual.

**Natural Resources or Outdoor Adventures Innovation Class (SF 50278)****Open to youth enrolled in any Natural Resources or Outdoor Adventures project.**

Demonstrate the skills and knowledge you have gained through your Natural Resources or Outdoor Adventures project. Exhibit may be the result of knowledge gained from project manuals; independent study, interaction with natural resource or conservation professionals. The exhibit may include, but isn't limited to, original works, objects, demonstrations, digital presentations, programs, websites, games, apps, performances, or posters which you have made. Choose whatever method best shows what you've learned. Your exhibit should not fit in the other exhibit options for this project. You must furnish any equipment you need for your exhibit. Internet service will not be provided for the exhibit. All exhibits must include something visual, such as a printed copy of a digital presentation, which will remain on display during the exhibition. Electronic equipment will only be used during your personal judging time and will not remain on display during the entire exhibit period.

**Natural Resources Ready4Life Challenge (SF 50267)****Open to 11- to 18-year-olds enrolled in any Natural Resources and Outdoor Adventures project.**

Exhibits in this category must include the following: a) a physical representation of the career or business product such as a model, prototype or display/portfolio that includes images of accomplished work; b) verbal or written explanations that demonstrate knowledge of the related career or business fields, potential careers, and the appropriate requirements for achievement in those fields. The judging criteria for this class values thoroughness of career and/or business exploration and pursuit above the workmanship of the physical specimen on display.

## NATURE: FISHING AND WILDLIFE

Each county may submit 3 entries total from 50264, 50260, 50261, 50262, 50266, 50263, 50265; and 1 entry from 50291.

**Sportsfishing 1 (SF 50260)**

Exhibit a product or display made to complete an activity in the *Take the Bait* project manual. This could include, but is not limited to, displays on: different types of fishing tackle, identifying different baits and their uses (no actual bait, please) or identifying the anatomy of a fish. For safety reasons, lures must be placed in a plastic case.

**Sportsfishing 2 (SF 50261)**

Exhibit a product or display made to complete an activity in the *Reel in the Fun* project manual. This could include, but is not limited to, displays on: different types of knots or rigs and their use; a collection of fishing lures, labeled with their use; or information on preparing and cooking fish (not recipes). For safety reasons, lures must be placed in a plastic case.

**Sportsfishing 3 (SF 50262)**

Exhibit a product or display made to complete an activity in the *Cast into the Future* project manual. This could include, but is not limited to, displays on: making artificial flies and lures; researching effects of water temperature; sportsfishing careers; or identifying insects that fish eat. For safety reasons, lures must be placed in a plastic case.

**Wildlife 1 (SF 50266)**

Exhibit any activity developed from the project manual. Be able to explain the importance of and concept behind the exhibit.

**Wildlife 2 (SF 50263)**

Exhibit any activity developed from the project manual. (Ex. Create a display of the life history of an animal.) Within the exhibit, explain the importance of and concept behind the exhibit.

**Wildlife 3 (SF 50265)**

Exhibit any activity developed from the project manual. Be able to explain the importance of and concept behind the exhibit.

**Fish and Wildlife Innovation Class (SF 50264)****Open to youth enrolled in any Sportfishing or Wildlife project.**

Demonstrate the skills and knowledge you have gained through your Sportsfishing or Wildlife project. Exhibit may be the result of knowledge gained from project manuals; independent study, interaction with natural resource or conservation professionals. The exhibit may include, but isn't limited to, original works, objects, demonstrations, digital presentations, programs, websites, games, apps, performances, or posters which you have made. Choose whatever method best shows what you've learned. Your exhibit should not fit in the other exhibit options for this project. You must furnish any equipment you need for your exhibit. Internet service will not be provided for the exhibit. All exhibits must include something visual, such as a printed copy of a digital presentation, which will remain on display during the exhibition. Electronic equipment will only be used during your personal judging time and will not remain on display during the entire exhibit period.

**Fishing & Wildlife Ready4Life Challenge (SF 50291)****Open to 11- to 18-year-olds enrolled in any Fishing or Wildlife project.**

Exhibits in this category must include the following: a) a physical representation of the career or business product such as a model, prototype or display/portfolio that includes images of accomplished work; b) verbal or written explanations that demonstrate knowledge of the related career or business fields, potential careers, and the appropriate requirements for achievement in those fields. The judging criteria for this class values thoroughness of career and/or business exploration and pursuit above the workmanship of the physical specimen on display.

**Exploring Your Environment 1 (not eligible for state fair)**

Prepare a display or poster that illustrates an activity from the project manual. The display should demonstrate an understanding of natural and/or manmade environments, how humans affect the environment, or how the environment affects our lives. Include your project manual that documents activity recordkeeping, your answers to activity questions, and details personal thoughts and ideas.

**Exploring Your Environment 2 (not eligible for state fair)**

Prepare a display or poster that illustrates an activity from the project manual. The display should demonstrate an understanding of one of the following: stewardship of natural resources, investigating greenhouse effects on living organisms, methods of reducing or managing waste in your home or community, or calculating your ecological footprint. Include your project manual that documents activity recordkeeping, your answers to activity questions, and details personal thoughts and ideas.

## PHOTOGRAPHY

Each county may submit 3 entries total from 50268, 50269, 50270, 50271, 50272; and 1 entry from 50274.

ALL photos in exhibits must have been taken by the exhibitor. Photo/Model releases from individuals pictured in the exhibitor's photographs are required unless the photograph is of a group in a public place where identification would not be an issue. The release can be obtained at: <https://4h.extension.illinois.edu/members/projects/photography>. Photos may be taken with a camera, an electronic tablet (i.e. iPad), or a cell phone.

**ALL** photos must be accompanied by details of the camera settings that include:

- Camera/device used
- Aperture (F-stop)
- Exposure time (shutter speed)
- ISO (film/sensor sensitivity)
- Lighting used (flash, artificial, sunlight, other)

- Lens Filters (Ultra-Violet, Polarizing, etc.) if used

Additional details required for Photo Editing ONLY:

- Photo editing software/application used (required for ALL edits and retouches except for cropping)
- Filters used (lens filters and or digital/software filters)

Members are allowed to shoot on a camera's automatic setting, but should be able to find the metadata information on the photo to discuss the information above.

The exhibition size requirements for all photographs will be:

- Minimum image size: 5" x 7"
- Maximum image size: 8" x 10"
- Maximum exhibit size (including frame): 18" x 20"

All exhibitors must include unframed (taped to the back of the framed exhibit or attached to the project booklet) **original or un-edited** versions of either the same subject or the examples of the same technique that the framed image represents. This will assist the judge in understanding the choices made by the photographer to build the exhibited composition.

**NOTE:** Images taken with devices that apply an automatic filter will not be eligible for award.

#### **Photography 1 (SF 50268)**

Exhibit one framed photo which demonstrates your understanding of a technique you learned from your Photography 1 project manual. No photo editing is allowed in this class except cropping and red eye removal. Be prepared to show the page in the manual of the technique you are demonstrating.

#### **Photography 2 (SF 50269)**

Level 2 Next Level Photography project book will replace the Controlling the Image project book since it is no longer available on Shop 4-H. The new project book and pages have changed, but the skills learned and requirements will go unchanged.

Exhibit one of the options listed below:

- Exhibit one framed 8" x 10" close-up photograph using the skills learned on pages 58-61(section: Bits and Pieces) of the project manual titled Level 2 Next Level Photography. No photo editing is allowed in this class except cropping and red eye removal; **OR**
- Exhibit one framed 8" x 10" photo which demonstrates your understanding of a technique you learned from your Photography 2 project manual. No photo editing is allowed in this class except cropping and red eye removal. Be prepared to show the page in the manual of the technique you are demonstrating.

#### **Photography 3 (SF 50270)**

Exhibit one of the options listed below:

- Exhibit one framed 8" x 10" still-life photo that demonstrates good composition, including color, form, texture, lighting and depth of field. No photo editing is allowed in this class except cropping and red eye removal; **OR**
- Exhibit one framed 8" x 10" photo which demonstrates your understanding of a technique you learned from your Photography 3 project manual. No photo editing is allowed in this class except cropping and red eye removal. Be prepared to show the page in the manual of the technique you are demonstrating.

#### **Photo Editing (SF 50271)**

##### **Open to members in Photography 1, Photography 2, and Photography 3.**

Exhibit one framed 8" x 10" photo that has been altered using digital photo-editing techniques (beyond cropping and red-eye reduction). Include a print of the original photo(s), taped to the back of the photo frame. Photos in which an automatic filter was applied at the time the photograph was taken will not be eligible for award.

**Photography Innovation Class: (SF 50272)**

**Open to youth enrolled in Photography 1, 2, and 3.**

Demonstrate the skills and knowledge you have gained through the Photography project. **Your exhibit should not fit in the other exhibit options for this project.** The exhibit may include, but isn't limited to, original works, objects, demonstrations, digital presentations, programs, websites, games, apps, performances, or posters which you have made. Choose whatever method best shows what you've learned. You must furnish any equipment you need for your exhibit. Internet service will not be provided for the exhibit. Electronic equipment will only be used during your personal judging time and will not remain on display during the entire exhibit period. All exhibits must include one framed photo illustrative of the work you are presenting.

**Photography Ready4Life Challenge (SF 50274)**

**Open to 11- to 18-year-olds enrolled in any Photography project**

Exhibits in this category must include the following: a) a physical representation of the career or business product such as a model, prototype or display/portfolio that includes images of accomplished work; b) verbal or written explanations that demonstrate knowledge of the related career or business fields, potential careers, and the appropriate requirements for achievement in those fields. The judging criteria for this class values thoroughness of career and/or business exploration and pursuit above the workmanship of the physical specimen on display.

## **PLANTS & SOILS**

Each county may submit 3 entries total from 50280.

**Cover Crops (SF 50280)**

Exhibit an experimental or educational activity related to one experience from your project; **OR** prepare a display focusing on any activity related to the cover crops project. This could be related, but not limited, to plant growth & development, cover crop benefits, land management, sustainability, or other topics of interest to the member related to cover crops. A cover crop might include any plant that is sown in between primary production crops for the benefit of overall farm health rather than crop yield (examples: pennycress, clover, radish, annual ryegrass, etc.). The exhibit may include, but isn't limited to, original works, objects, demonstrations, digital presentations, programs, websites, games, apps, performances, or posters which you have made. Choose whatever method best shows what you've learned. You must furnish any equipment you need for your exhibit. Internet service will not be provided for the exhibit. All exhibits must include something visual, such as a printed copy of a digital presentation, which will remain on display during the exhibition. Electronic equipment will only be used during your personal judging time and will not remain on display during the entire exhibit period.

**Plants & Soils 1 (not eligible for state fair)**

Prepare a display or poster that illustrates an activity from the project manual. The display should demonstrate an understanding of environmental and internal factors that affect plant growth and the function and characteristics of soil. Include your project journal that documents activity recordkeeping requirements, answers activity questions, and details personal thoughts and ideas.

**Plants & Soils 2 (not eligible for state fair)**

Prepare a display or poster that illustrates an activity from the project manual. The display should demonstrate an understanding of the composition of plants, the functions of individual plant parts, plant life cycles, and the many ways plants reproduce. Include your project journal that documents activity recordkeeping, answers activity questions, and details personal thoughts and ideas.

**Plants & Soils 3 (not eligible for state fair)**

Prepare a display or poster that illustrates an activity from the project manual. The display should demonstrate an understanding of the relationship between soil and other cycles found in nature. Displays should also provide an example of a leadership or service-learning experience focused on environmental stewardship. Include your project journal that documents activity recordkeeping requirements, answers activity questions, and details personal thoughts and ideas.



**Plants & Soils Ready4Life Challenge** (not eligible for state fair)

**Open to 11- to 18-year-olds enrolled in any Plants & Soils project.**

Exhibits in this category must include the following: a) a physical representation of the career or business product such as a model, prototype or display/portfolio that includes images of accomplished work; b) verbal or written explanations that demonstrate knowledge of the related career or business fields, potential careers, and the appropriate requirements for achievement in those fields. The judging criteria for this class values thoroughness of career and/or business exploration and pursuit above the workmanship of the physical specimen on display.

## ROBOTICS

Each county may submit 3 entries total from 50285, 50286, 50288, 50289, 50292; and 1 from 50293.

**NOTE:** If applicable for their class and display, exhibitors must bring their own computers for demonstration purposes; computers will not be provided. Internet access will not be available.

- Exhibits in classes Robotics 1: Beginning, 50285, and 50286 are designed to be used with LEGO Mindstorms (NXT or EV3).
- Any other programmable robot kit such as Arduino or Raspberry Pi, should be exhibited in Robotics Innovation/Open Source Class (50292).

**Robotics 1: Beginning:** (not eligible for state fair)

Exhibitors should complete Activities 1-6 in the Robotics 1 with EV3 project book. Exhibitors will design, build and program a robot that can autonomously follow a predetermined path that changes direction at least 4 times during a single run. They will bring their project book, their program code (on laptop or on paper), and a single page write up to share what they learned about the engineering design process and programming.

**Robotics 1: Intermediate:** (SF 50285)

Exhibitors should complete Activities 7-12 in the Robotics 1 with EV3 project book. Exhibitors will design, build and program a robot that uses at least one sensor to autonomously follow a path, respond to and/or avoid obstacles. Exhibitors in this class must use at least one sensor in their robot design. They will bring their project book, their program code (on laptop or on paper), and a short journal sharing what they learned about the engineering design process and programming throughout their work in the project and specifically while preparing the exhibit.

**Robotics 2:** (SF 50286)

Exhibitors should complete Activities 1-7 in the Robotics 2 EV3N More project book. Exhibitors will design, build and program a robot that uses sensors and programming to complete one of the challenges selected challenges from the 2022 4-H State Robotics Challenge (Eligible Challenges will be Marked in the Challenge Documents on the Illinois 4-H website). They will bring their project book, their program code (on laptop or on paper), and a short journal sharing changes they made to the robot and/or program along the way, and to describe their experience with completing the challenge.

**Robotics Innovation Open Source Class** (SF 50292)

**Open to youth enrolled in Robotics 3, but may also include youth in Robotics 1 or 2 if the exhibits meets the guidelines.**

Exhibit an original robot, either homemade or a kit that does not fall under Robotics 1 or 2 that can complete a task using MULTIPLE sensors. If a robot kit is used, then some parts of the robot must be built using other components such as wood, plastic or metal. The robot can include any types of motors, pneumatics or sensors. The Innovation class can also be used for LEGO Mindstorms or VEX kits where the exhibit does not fall under Robotics 1 or 2 exhibit option. Autonomous control of the robot may also be achieved using an "open source" platform such as Arduino or Raspberry Pi and can be programmed using a coding language that is publicly available. Exhibitors in Robotics Innovation/Open Source class must bring a detailed engineering notebook that describes how the exhibitor designed, built and programmed the exhibit.

### **Junk Drawer Robotics**

All exhibits should be original designs made with everyday objects and materials. Exhibits with purchased kits will not be accepted. Exhibitors are also required to bring their Junk Drawer Robotics Youth Robotics Notebook with the sections completed for the project they are exhibiting, including the sections leading up to the activity they are exhibiting. For example, if a youth is bringing Activity E from Junk Drawer Level 1, they should have robotics notebook sections A-E completed.

#### **Junk Drawer Robotics 1** (not eligible for state fair)

Exhibit any item from the “To Make” activity from the Junk Drawer Robotics Level 1 Book. Be sure all robotics notebook sections within the module being exhibited are filled in.

#### **Junk Drawer Robotics 2** (SF 50288)

Exhibit any item from the “To Make” activity from the Junk Drawer Robotics Level 2 Book. Be sure all robotics notebook sections within the module being exhibited are filled in.

#### **Junk Drawer Robotics 3** (SF 50289)

Exhibit any item from the “To Make” activity from the Junk Drawer Robotics Level 3 Book. Be sure all robotics notebook sections within the module being exhibited are filled in.

#### **Robotics Ready4Life Challenge** (SF 50293)

##### **Open to 11- to 18-year-olds enrolled in any Robotics project**

Exhibits in this category must include the following: a) a physical representation of the career or business product such as a model, prototype or display/portfolio that includes images of accomplished work; b) verbal or written explanations that demonstrate knowledge of the related career or business fields, potential careers, and the appropriate requirements for achievement in those fields. The judging criteria for this class values thoroughness of career and/or business exploration and pursuit above the workmanship of the physical specimen on display.

## **SHOOTING SPORTS**

Each county may submit 2 entries total from 50380, 50381, 50382, 50383, 50384; and 1 from 50385.

Participants must be a member of an approved 4-H Shooting Sports Club to exhibit. All exhibits should be posters or stand-alone items suitable for display to the general public. Stand-alone items have the intent to enhance the discipline such as a quiver, gun case, gun sling, locking cabinet, gun or target stand, sporting clays equipment wagon, etc. Exhibits deemed to be inappropriate by a superintendent will not be displayed.

NOTE: Shooting Sports Displays have the following prohibitions:

- No live ammunition.
- No knives or arrow tips (including field points, hunting broadheads, etc.).
- No functional or non-functional bows, firearms or firearm parts that could be reassembled are allowed.
- No humanoid shaped targets or reference to paintball, laser tag, air-soft, or pointing of any type of firearm or bow toward another person is allowed.
- No display involving primarily tactical design firearms (i.e. AR platform or military type firearms).
- No reference or use of the word “weapon” should be used in a display.
- Make sure there are no safety violations in your display. (Example: no earplugs or safety glasses in a picture of a person shooting a firearm.)

#### **Shooting Sports: Archery Display** (SF 50380)

Exhibit a poster or stand-alone display depicting safe archery handling, range safety, the parts of the bow, tracking the target, target sighting, or another topic you have learned through the 4-H Shooting Sports program.

**Shooting Sports: Rifle Display (SF 50381)**

Exhibit a poster or stand-alone display depicting safe firearm handling, range safety, the parts of the rifle, tracking the target, target sighting, or another topic you have learned through the 4-H Shooting Sports program.

**Shooting Sports: Shotgun Display (SF 50382)**

Exhibit a poster or stand-alone display depicting safe firearm handling, range safety, the parts of the shotgun, tracking the target, target sighting, or another topic you have learned through the 4-H Shooting Sports program.

**Shooting Sports: Hunting & Outdoor Skills Display (SF 50383)**

Exhibit a poster or stand-alone display related to something you learned in the Hunting & Outdoor Skills project.

**Shooting Sports: Pistol Display (SF 50384)**

Exhibit a poster or stand-alone display depicting safe firearm handling, range safety, the parts of the pistol, tracking the target, target sighting, or another topic you have learned through the 4-H Shooting Sports program.

**Shooting Sports Ready4Life Challenge (SF 50385)****Open to 11- to 18-year-olds enrolled in any Shooting Sports project.**

Exhibits in this category must include the following: a) a physical representation of the career or business product such as a model, prototype or display/portfolio that includes images of accomplished work; b) verbal or written explanations that demonstrate knowledge of the related career or business fields, potential careers, and the appropriate requirements for achievement in those fields. The judging criteria for this class values thoroughness of career and/or business exploration and pursuit above the workmanship of the physical specimen on display.

## SMALL ENGINES

Each county may submit 1 entry total for 50294; and 1 entry for 50297.

Small Engine displays must be no larger than 4' x 4' display board. Exhibits must be portable. No complete engines, lawn tractors, tillers, chainsaws, etc. are permitted for display. No electrical power is available for displays/exhibits.

**Small Engines 1 (SF 50294)**

Exhibit a display, selecting one of the following items:

- **Ignition System:** Identify the parts of the ignition system and explain how magnetic energy is produced through the ignition system to ignite the spark plug; **OR**
- **Compression System:** Explain how heat energy is produced by an engine and converted into mechanical energy; **OR**
- **Heat Transfer:** Explain how heat is transferred through the cooling and lubrication system of an air-cooled or water-cooled engine; **OR**
- **Filter Maintenance:** Explain the proper maintenance and cleaning of the air, fuel and oil filters of an engine; **OR**
- **What does a serial number reveal?:** Explain the various information that can be learned from the serial number or identification number stamped on the shroud of a Briggs & Stratton engine; **OR**
- **Tools to do the job:** Identify and explain the function(s) of different specialty tools needed for small engine work; **OR**
- **Experimentation:** Explain through illustration an experiment you conducted from the project manual showing the results of your work.

**Small Engines 2 (SF 50294)**

Exhibit a display, selecting one of the following items:

- **Ignition System:** Identify the parts of the ignition system and explain how magnetic energy is produced through the ignition system to ignite the spark plug; **OR**
- **Compression System:** Explain how heat energy is produced by an engine and converted into mechanical energy; **OR**

- **Heat Transfer:** Explain how heat is transferred through the cooling and lubrication system of an air-cooled or water-cooled engine; **OR**
- **Filter Maintenance:** Explain the proper maintenance and cleaning of the air, fuel and oil filters of an engine; **OR**
- **What does a serial number reveal?:** Explain the various information that can be learned from the serial number or identification number stamped on the shroud of a Briggs & Stratton engine; **OR**
- **Tools to do the job:** Identify and explain the function(s) of different specialty tools needed for small engine work; **OR**
- **Experimentation:** Explain through illustration an experiment you conducted from the project manual showing the results of your work.

### **Small Engines 3 (SF 50294)**

Exhibit a display, selecting one of the following items:

- **Ignition System:** Identify the parts of the ignition system and explain how magnetic energy is produced through the ignition system to ignite the spark plug; **OR**
- **Compression System:** Explain how heat energy is produced by an engine and converted into mechanical energy; **OR**
- **Heat Transfer:** Explain how heat is transferred through the cooling and lubrication system of an air-cooled or water-cooled engine; **OR**
- **Filter Maintenance:** Explain the proper maintenance and cleaning of the air, fuel and oil filters of an engine; **OR**
- **What does a serial number reveal?:** Explain the various information that can be learned from the serial number or identification number stamped on the shroud of a Briggs & Stratton engine; **OR**
- **Tools to do the job:** Identify and explain the function(s) of different specialty tools needed for small engine work; **OR**
- **Experimentation:** Explain through illustration an experiment you conducted from the project manual showing the results of your work.

### **Small Engines Ready4Life Challenge (SF 50297)**

**Open to 11- to 18-year-olds enrolled in any Small Engines project.**

Exhibits in this category must include the following: a) a physical representation of the career or business product such as a model, prototype or display/portfolio that includes images of accomplished work; b) verbal or written explanations that demonstrate knowledge of the related career or business fields, potential careers, and the appropriate requirements for achievement in those fields. The judging criteria for this class values thoroughness of career and/or business exploration and pursuit above the workmanship of the physical specimen on display.

## **THEATRE ARTS**

Each county may submit 3 entries total for 50299, 50301, 50302; and 1 entry for 50304.

### **Theatre Arts 1 (SF 50299)**

Exhibit one of the following items:

- Portfolio of acting activities completed during the current year (A video of performances is not considered a portfolio and will not be accepted for exhibit.); **OR**
- Display illustrating a drawing/photograph of a clown character created by the exhibitor; **OR**
- Display illustrating a picture story developed by the exhibitor.

### **Theatre Arts 3 (SF 50301)**

Exhibit one of the following items:

- Portfolio of activities for set design; make-up; or sound, props, or costuming completed during the current year; **OR**
- Display that includes sound, props and costume charts appropriate for a selected scene from a story or play (limited to no more than 8 items); **OR**
- Display a scenic design model to depict a scene from a script; **OR**

- Display illustrating a character with make-up drawn or colored in. Include a photograph of a person wearing the make-up and information on the character's personality or part in the play.

**Theatre Arts Innovation Class (SF 50302)**

**Open to youth enrolled in Theatre Arts.**

Demonstrate the skills and knowledge you have gained through Theatre Arts project. The exhibit may include, but isn't limited to, original works, objects, demonstrations, digital presentations, programs, websites, games, apps, performances, or posters which you have made. Choose whatever method best shows what you've learned. Your exhibit should not fit in the other exhibit options for this project. You must furnish any equipment you need for your exhibit. Internet service will not be provided for the exhibit. All exhibits must include something visual, such as a printed copy of a digital presentation, which will remain on display during the exhibition. Electronic equipment will only be used during your personal judging time and will not remain on display during the entire exhibit period.

**Theatre Arts Ready4Life Challenge (SF 50304)**

**Open to 11- to 18-year-olds enrolled in any Theatre project**

Exhibits in this category must include the following: a) a physical representation of the career or business product such as a model, prototype or display/portfolio that includes images of accomplished work; b) verbal or written explanations that demonstrate knowledge of the related career or business fields, potential careers, and the appropriate requirements for achievement in those fields. The judging criteria for this class values thoroughness of career and/or business exploration and pursuit above the workmanship of the physical specimen on display.

## **TRACTOR**

Each county may submit 2 entries total for 50306, 50307, 50308, 50309, 50310; and 1 entry for 50312.

**Tractor A (SF 50306)**

Exhibit a display or poster that illustrates one of the following topics: tractor safety; care and maintenance; the tractor as a valuable farm machine; or an activity listed in the 4-H project manual.

**Tractor B (SF 50307)**

Exhibit a display or poster that illustrates one of the following topics: cause and prevention of rollovers; diagram how an air cleaner works; diagram and identify an engine cooling system; regulations for battery & oil disposal; or another activity listed in the 4-H project manual.

**Tractor C (SF 50308)**

Exhibit a display or poster that illustrates one of the following topics: wagon and bin hazards; diagram and identify open and closed hydraulic systems; mower types and safety features; conveyor types and safety features; or another activity listed in the 4-H project manual.

**Tractor D (SF 50309)**

Exhibit a display or poster that illustrates one of the following topics: method of winterizing a tractor; chemical uses and required safety equipment; parts and process of internal combustion engine; procedure for cleaning and flushing tractor radiator; or another activity.

**Tractor Innovation Class (SF 50310)**

**Open to youth enrolled in Tractor A, B, C or D.**

Demonstrate the skills and knowledge you have gained through the Tractor project. This could be related to, but not limited to, advancements in technology, enhancements to crop production, or a topic of interest to the member related to tractors or farm machinery. The exhibit may include, but isn't limited to, original works, objects, demonstrations, digital presentations, programs, websites, games, apps, performances, or posters which you have made. Choose whatever method best shows what you've learned. Your exhibit should not fit in the other exhibit options for this project. You must furnish any equipment you need for your exhibit. Internet service will not be provided for the exhibit. All exhibits must include something visual, such as a printed copy of a digital presentation, which will remain on display

during the exhibition. Electronic equipment will only be used during your personal judging time and will not remain on display during the entire exhibit period.

#### **Tractor Ready4Life Challenge (SF 50312)**

##### **Open to 11- to 18-year-olds enrolled in any Tractor project**

Exhibits in this category must include the following: a) a physical representation of the career or business product such as a model, prototype or display/portfolio that includes images of accomplished work; b) verbal or written explanations that demonstrate knowledge of the related career or business fields, potential careers, and the appropriate requirements for achievement in those fields. The judging criteria for this class values thoroughness of career and/or business exploration and pursuit above the workmanship of the physical specimen on display.

## **VEGETABLE GARDENING**

See 'Horticulture – Vegetable Gardening' exhibit area on page 36.

## **VETERINARY SCIENCE**

Each county may submit 1 entry total from 50320; and 1 entry from 50322.

#### **Veterinary Science 1 (SF 50320)**

Prepare a display focusing on any activity related to the veterinary science project. The exhibit may include, but isn't limited to, original works, objects, demonstrations, digital presentations, programs, websites, games, apps, performances, or posters which you have made. Choose whatever method best shows what you've learned. You must furnish any equipment you need for your exhibit. Internet service will not be provided for the exhibit. All exhibits must include something visual, such as a printed copy of a digital presentation, which will remain on display during the exhibition. Electronic equipment will only be used during your personal judging time and will not remain on display during the entire exhibit period. Live animals are not permitted as exhibits in this area. For safety reasons, exhibits cannot include glass, syringes with needles or any other sharp objects.

#### **Veterinary Science 2 (SF 50320)**

Prepare a display focusing on any activity related to the veterinary science project. The exhibit may include, but isn't limited to, original works, objects, demonstrations, digital presentations, programs, websites, games, apps, performances, or posters which you have made. Choose whatever method best shows what you've learned. You must furnish any equipment you need for your exhibit. Internet service will not be provided for the exhibit. All exhibits must include something visual, such as a printed copy of a digital presentation, which will remain on display during the exhibition. Electronic equipment will only be used during your personal judging time and will not remain on display during the entire exhibit period. Live animals are not permitted as exhibits in this area. For safety reasons, exhibits cannot include glass, syringes with needles or any other sharp objects.

#### **Veterinary Science 3 (SF 50320)**

Prepare a display focusing on any activity related to the veterinary science project. The exhibit may include, but isn't limited to, original works, objects, demonstrations, digital presentations, programs, websites, games, apps, performances, or posters which you have made. Choose whatever method best shows what you've learned. You must furnish any equipment you need for your exhibit. Internet service will not be provided for the exhibit. All exhibits must include something visual, such as a printed copy of a digital presentation, which will remain on display during the exhibition. Electronic equipment will only be used during your personal judging time and will not remain on display during the entire exhibit period. Live animals are not permitted as exhibits in this area. For safety reasons, exhibits cannot include glass, syringes with needles or any other sharp objects.

#### **Veterinary Science Ready4Life Challenge (SF 50322)**

##### **Open to 11- to 18-year-olds enrolled in any Veterinary Science project**

Exhibits in this category must include the following: a) a physical representation of the career or business product such as a model, prototype or display/portfolio that includes images of accomplished work; b) verbal or written explanations

that demonstrate knowledge of the related career or business fields, potential careers, and the appropriate requirements for achievement in those fields. The judging criteria for this class values thoroughness of career and/or business exploration and pursuit above the workmanship of the physical specimen on display.

## VIDEO/FILMMAKING

Each county may submit 3 entries total from 50324, 50325, 50326, 50327, 50328; and 1 entry from 50330. Enrollment in the Video project is required to exhibit in the classes in this section.

**All Exhibitors must bring their video to be judged on a USB flash drive and saved in .MP4 format.** Exhibitors are encouraged to post their video on YouTube.com in advance of State Fair. Exhibitors may choose whether to make the video “public, unlisted” (someone must have the link to view it), or “private” (only people you choose may view it). This will allow fairgoers to view the exhibits on display. There will be monitors at the exhibit table for viewing videos so exhibitors will NOT need to bring a laptop or device for viewing.

### **Requirements that apply to ALL video classes:**

Video submissions should be no longer than five (5) minutes in length (unless noted differently in class description). Videos are to be original and a result of the member’s current year’s work. Criteria for judging shall include: (1) Evidence of story line; (2) Use of camera angles; (3) Use of zooming techniques; and (4) Smoothness of scene changes. Image and sound quality will be considered in relation to equipment available to and used by exhibitor. All videos should comply with copyright regulations and display an image that is appropriate for 4-H audiences. No time or date should be imprinted on the video footage. All videos should include an opening title screen, as well as closing credits which include date of production, name of video exhibitor and research sources if appropriate. **All Video/Filmmaking exhibitors must include a printed copy of materials which will remain on display.**

### **Commercial or Promotional Video (SF 50324)**

Prepare a short video (30 seconds to 1 minute in length) that promotes an event, advertises a specific project/product, or is a public service announcement. The video should demonstrate skills in making and editing video.

### **Animated Video (SF 50325)**

Video in this class should represent creative animation of original artwork created by the exhibitor and may include stop motion techniques. Media might include images created with graphics software or hand-drawn images.

### **Documentary (SF 50326)**

Video in this class should represent a research-based investigation into a topic of choice. Video credits should list research sources and may include paper or electronically published materials, as well as interviews with experts or constituents related to the topic of investigation.

### **Short Story or Short Narrative (SF 50327)**

Prepare a short video that tells a story. The video should demonstrate skills in making and editing video.

### **Video/Filmmaking Innovation Class (SF 50328)**

#### **Open to youth enrolled in Video/Filmmaking**

Demonstrate the skills and knowledge you have gained through the Video project. **Your exhibit should not fit in the other exhibit options for this project.** The exhibit may include, but isn’t limited to, original works, objects, demonstrations, digital presentations, programs, websites, games, apps, performances, or posters which you have made. Choose whatever method best shows what you’ve learned. You must furnish any equipment you need for your exhibit. Internet service will not be provided for the exhibit. All exhibits must include something visual, such as a printed copy of a digital presentation, which will remain on display during the exhibition. Electronic equipment will only be used during your personal judging time and will not remain on display during the entire exhibit period.

### **Video/Film Ready4Life Challenge (SF 50330)**

**Open to 11- to 18-year-olds enrolled in any Video/Film project.**

Exhibits in this category must include the following: a) a physical representation of the career or business product such as a model, prototype or display/portfolio that includes images of accomplished work; b) verbal or written explanations that demonstrate knowledge of the related career or business fields, potential careers, and the appropriate requirements for achievement in those fields. The judging criteria for this class values thoroughness of career and/or business exploration and pursuit above the workmanship of the physical specimen on display.

## VISUAL ARTS

**Each county may submit one entry from these projects:**

- Food/Cake Decorating (1 total from 50332, 50333, 50334, 50335)
- Chalk/Carbon/Pigment on wood, metal or textiles (Division B) 50352
- Clay 50337
- Computer-Generated Art 50338
- Fiber 50339
- Fiber Non-Original Ages 8-10 Only 50350
- Glass/Plastic 50340
- Heritage Arts 50341
- Leather 50321
- Metal 50342
- Nature 50343
- Paper 50344
- Quilting – You Can Quilt 50331A
- Quilting – Quilting the Best Better 50331B
- Three-Dimensional Design/Mixed Media 50348
- Wood 50349
- Ready4Life 50351

**Each county may submit two entries from:**

- Chalk/Carbon/Pigment on canvas, paper or glass (Division A) 50336
- Scrapbooking (2 total from 50345, 50346, 50347)

Exhibitors must be enrolled in the Visual Arts project category in which they are exhibiting. Exhibitors are encouraged to date the project when it is made. All visual arts exhibits are evaluated using a visual arts rubric which takes into account correct use of design elements; craftsmanship; and creativity.

Articles exhibited must be an original design created by the exhibitor (except in heritage arts which may follow a pattern AND Fiber-Non Original Ages 8-10 ONLY). Copyrighted or trademarked designs are not acceptable; this includes Team or School logos. Kits and preformed molds are not considered original and are not acceptable in any Visual Arts Class. Combining parts of different patterns (pictures, photographs, images from the internet or a magazine) with the member's own ideas can result in an original design, but simply changing the color, pattern and/or size of a pattern does NOT make the design original. This also applies for ideas found on a site such as Pinterest. If you see something on Pinterest that you like, create something different using the concept, however, it MUST NOT look exactly like something the judge can search for and find on the internet. The exhibit must combine parts of different patterns and/or ideas with the concepts of the member, however changing the color or changing the size of the item or pattern used does NOT make it original. If you create a replica of what you see somewhere else, it is not your original design. If a photo, sketch, or other idea source was used, submit it with your entry, firmly attached to your exhibit. Be prepared to explain how and where you got the idea for this project.

Quilts entered in Visual Arts should ONLY be entered in the Quilting Project area. Either You Can Quilt 50331A OR Quilting the Best Better 50331B. All work on the quilt MUST be completed by the 4-H member. You cannot exhibit a quilt that was quilted by someone else.



**Visual Arts Food/Cake Decorating Beginning (SF 50332)****Exhibit one of the following:**

- Exhibit four decorated cookies, using a minimum of four different techniques. Exhibit may use cookies OR cookie forms.
- Exhibit four decorated cupcakes, using a minimum of four different techniques. Exhibit may use cupcakes OR cupcake forms.
- Exhibit a single layer decorated cake, using a minimum of four different techniques. Exhibit may use cake OR cake form.

**Visual Arts Food/Cake Decorating Intermediate (SF 50333)****Exhibit one of the following:**

- Exhibit four decorated cookies, using a minimum of five Level 2 techniques. Exhibit may use cookies OR cookie forms.
- Exhibit four decorated cupcakes, using a minimum of five Level 2 techniques. Exhibit may use cupcakes OR cupcake forms.
- Exhibit a single layer or two-layer cakes, using a minimum of five Level 2 techniques. Exhibit may use cake OR cake forms.

**Visual Arts Food/Cake Decorating Advanced (SF 50334)**

- Exhibit a decorated, stacked or multi-layer cake; or a tiered cake, using a minimum of four Level 3 techniques. Exhibit may use cake OR cake forms.

**Visual Arts Food/Cake Decorating Master (SF 50335)**

Exhibit to include a one-page written description of your project, including goals, plans, accomplishments, and evaluation of results. Include up to four pictures of your accomplishments **AND** exhibit an original design decorated cake using more than five techniques. Exhibit may use cake OR cake forms.

**Visual Arts Chalk/Carbon/Pigment: Division A & B**

Enter the division based on the type of material on which the art was created.

**Division A: Canvas, Paper, Glass (SF 50336)**

Any original artwork done with pencils, chalk, pens, ink, paint, charcoal, dyes, etc. on canvas, paper, or glass. This would include all painting, sketching, drawing, cartooning, original non-computer generated graphics, printing, etc. Painted and/or glazed pre-formed ceramics and painted porcelain dolls are not eligible for State Fair exhibit. Drawings and paintings should be matted or framed under glass. (Exceptions: Oil and acrylic paintings do not require glass and are not required to be matted.) Watercolor, chalk, pen & ink, computer-generated art, etc. do require some protective covering. Gallery frames are acceptable. Canvas paintings that continue "over the edges" are acceptable without frames; however, the piece must still be prepared for hanging. Matted pieces without frames are acceptable, however the piece must be prepared for hanging OR it must include a photo of the artwork being displayed in a non-hanging manner. There is no specific requirement for the type of mat used.

**Division B: Wood, Metal, Textiles (SF 50352)**

Any original artwork done with pencils, chalk, pens, ink, paint, charcoal, dyes, etc., on wood, metal, or textiles. Painted and/or glazed pre-formed ceramics and painted porcelain dolls are not eligible for State Fair exhibit. Any exhibits created as a piece of wall art must be prepared for hanging.

**Visual Arts Clay (SF 50337)**

Any original item made of clay; may be fired or unfired, hand formed or thrown on a wheel. Self-hardening clays are fine. Fire/oven-cured and cornstarch clay could be accepted. Items can include, but are not limited to, clay statues, bowls, jewelry, etc. Pre-formed ceramics are not eligible for State Fair exhibit.

**Visual Arts Computer-Generated Art (SF 50338)**

Any original art created in any software package. Exhibit may not include scanned work, clip art, downloaded images from the internet, any imported image, or photographs. All pixels must be original. Photo mosaics are NOT allowed.

Exhibitors in this class (like all other classes in this sub-section) must be enrolled in Visual Arts; Computer project enrollment is not required. **NOTE:** Wood and metal exhibits created through the use of laser cutting programs/devices should be entered in this class. Plastic exhibits with an artistic focus created using a 3-D printer should be entered in this class. If the art created is designed to hang, then the entry should have some protective covering, such as a glass frame, and prepared for hanging. If the art is something that has been created with a laser cutting program/device and is NOT designed to hang, it does not require protective covering nor does it need to be prepared to hang.

#### **Visual Arts Fiber (SF 50339)**

Any original item made of fiber. Examples are fabric collage, soft sculpture, stitchery, weaving, embroidery, cross-stitch, wearable art, hooking, braiding, duct tape artistry, string art, and baskets. **Original** cross-stitched, knitted, or crocheted items belong in this Fiber class. **Non-original** cross-stitched, knitted, or crocheted items should be entered in Heritage Arts. Machine knitted items are not appropriate for this class.

#### **Visual Arts Fiber Non-Original AGES 8-10 ONLY (SF 50350)**

Any non-original item made of fiber. Examples are fabric collage, soft sculpture, stitchery, weaving, embroidery, cross-stitch, crocheting, knitting, weaving, hooking, and felting. Exhibitors may use a pattern and/or an idea generated from another source.

#### **Visual Arts Glass/Plastic (SF 50340)**

Any original item made of glass or plastic. Possible items to exhibit include stained glass, etched glass (original design), mosaics made of glass, glass beading, plastic jewelry (friendly plastic). Interlocking building block creations (i.e. LEGOS) are not suitable for State Fair entry. Stepping stones or wall hangings that include cement decorated with glass or plastic items are not suitable for this class.

#### **Visual Arts Heritage Arts (SF 50341)**

Exhibit an item of **traditional** art learned from another person or **from a pattern** (NO KITS may be entered in this class). Non-original cross-stitched, knitted and crocheted items by pattern fit in this class. ALL ORIGINAL cross-stitched, knitted and crocheted items should be exhibited in Fiber Arts; (machine knitted items ARE NOT acceptable for this class.) Other possibilities include: needlepoint, counted cross-stitch, crewel, embroidery, cut work, hardanger embroidery (embroidery openwork), macramé, baskets, candles, pysanki (decorated eggs), leather, baskets (made using a traditional pattern), traditional handmade dolls with handmade costumes, soaps made using nature dyes also can be made using hand-made molds or broken into chunks for display or candles. Exhibitors must also bring 1) the pattern or a copy of the pattern they used to create their traditional art; and 2) a description of the traditional origins of their art choice.

#### **Visual Arts Leather (SF 50321)**

Exhibit one of the following options using leather:

- **Leather Stamping:** Exhibit should utilize one or more stamping techniques – exhibit examples include items such as belt; coasters; bookmark; key chain; wrist bracelet.
- **Leather Carving or Tooling:** Exhibit should use simple swivel knife tooling techniques or may incorporate several swivel knife-tooling designs or patterns – exhibit examples include items such as belt; pictorial carving; key case.
- **Leather Lacing:** Exhibit to include stamping and/or carving techniques incorporated with lacing techniques – exhibit examples include items such as wallets; purses; etc.
- **Leather Stitching:** Exhibit may include stamping; carving and/or lacing techniques and should be a leather item or article of apparel, which incorporates hand-sewing and/or machine stitching techniques. Hand-sewing and/or machine stitching must be the work of the exhibitor.

#### **Visual Arts Metal (SF 50342)**

Any original item made of metal such as sculpture, tin punch, engraved metal, and jewelry. Items intended for industrial use (as tools and/or shop items) are not considered part of this Visual Arts project and are not eligible for entry. Metal items that have been partially or totally created through the use of laser cutting programs/devices should be entered in

Computer-Generated Art.

**Visual Arts Nature (SF 50343)**

Any original item made of natural material such as wreaths, cornhusk dolls, etc. Items should be made of natural materials (which may be purchased) but securing elements such as glue and wire may be used in the inner construction as long as they do not detract from the overall "natural" appearance. Articles such as dried pressed flowers may be displayed under glass since it is necessary for protection/preservation of the natural materials. Candles are not suitable as entries. All baskets should be entered in Heritage Arts.

**Visual Arts Paper (SF 50344)**

Any original item made of paper. Examples could include origami; greeting cards; paper-cut designs, paper mache, hand-made paper, paper collage, paper models of architecture, quilling, etc. Paper twist articles, made from directions in craft books and stores ARE NOT original and are not appropriate for this class. Scrapbooks should be exhibited in Visual Arts Scrapbooking.

**Visual Arts Quilting – You Can Quilt (SF 50331A)**

Exhibit one of the following quilting options. All exhibits should include a card identifying whether the quilt design was from a pattern or is an original design created by the exhibitor. Item may be quilted using any method – tie, hand, or machine quilted. All work must be completed by the 4-H member. Exhibit one of the following:

- A Mini Quilt for a doll; OR a Quilt sized for an infant (*maximum size of 48"x48"*); OR
- A Quilted Table Runner (*width ranging from 15-18"; length ranging from 24-48"*)

**Visual Arts Quilting – Quilting the Best Better (SF 50331B)**

Exhibit one of the following quilting options. All exhibits should include a card identifying whether the quilt design was from a pattern or is an original design created by the exhibitor. Item may be quilted using any method – tie, hand, or machine quilted. All work must be completed by the 4-H member. Exhibit one of the following:

- Lap Quilt (*width ranging from 48-60"; length ranging from 60-72"*); OR
- Large Quilted Wall Hanging (*may be rectangular or square, sized larger than 48" x 48"*). Hanging should include tabs or a pocket on the back in order for it to be hung; OR Quilt that fits any size bed (Twin, Double, Queen or King).

**Visual Arts Scrapbooking, Beginning (SF 50345)**

Exhibit one album or notebook, either 8 ½" x 11" or 12" x 12", with a front and back cover. The album/notebook must have a minimum of 4 pages (front and back, 8 sides), exhibited in page protectors. "Embellishments" are defined as the decorations or special details and features that add to a page and make it more visually appealing. Embellishments may include, but are not limited to, ribbon, clips, special lettering, etc. Beginners must use a minimum of four embellishments and tell a story with pictures.

**Visual Arts Scrapbooking, Intermediate (SF 50346)**

Exhibit one album or notebook, either 8 ½" x 11" or 12" x 12", with a front and back cover. The album/notebook must have a minimum of 4 pages (front and back, 8 sides), exhibited in page protectors. "Embellishments" are defined as the decorations or special details and features that add to a page and make it more visually appealing. Embellishments may include, but are not limited to, ribbon, clips, special lettering, etc. Intermediate level exhibitors must use a minimum of eight embellishments and tell a story with pictures and journaling.

**Visual Arts Scrapbooking, Advanced (SF 50347)**

Exhibit one album or notebook, either 8 ½" x 11" or 12" x 12", with a front and back cover. The album/notebook must have a minimum of 4 pages (front and back, 8 sides), exhibited in page protectors. "Embellishments" are defined as the decorations or special details and features that add to a page and make it more visually appealing. Embellishments may include, but are not limited to, ribbon, clips, special lettering, etc. Advance level exhibitors must use a minimum of 12 embellishments and tell a compelling story with pictures, journaling, and other media.

**Visual Arts Three-Dimensional Design/Mixed Media (SF 50348)**

Art pieces in this class must be comprised of **at least three different media**. No one medium can make up more than 40% of a piece. The piece should **be either freestanding or should be prepared to be hung**. It must be observable on at least three different sides. Originality and design are important concepts. Craft and preformed or assembled projects are not acceptable.

**Visual Arts Wood (SF 50349)**

Any original item made of wood (wood carving, sculpture, collage, wood burning, etc.). Utilitarian wood items made from patterns or kits (e.g. outdoor or indoor furniture, shelves) should be entered in woodworking, not in visual arts. Popsicle stick crafts are not acceptable for State Fair entry. Wood items that have been partially or totally created through the use of laser cutting programs/devices should be entered in Computer-Generated Art. All Visual Arts Wood exhibits **MUST** have an artistic element that the exhibitor can explain. Furniture built by the exhibitor aligns with the Woodworking project area – unless the element to be judged is wood carving or wood burning that is one element of the exhibit. Exhibits will be judged using a Visual Arts Rubric and not a woodworking construction rubric.

**Visual Arts Ready4Life Challenge (SF 50351)****Open to 11- to 18-year-olds enrolled in any Visual Arts project.**

Exhibits in this category must include the following: a) a physical representation of the career or business product such as a model, prototype or display/portfolio that includes images of accomplished work; b) verbal or written explanations that demonstrate knowledge of the related career or business fields, potential careers, and the appropriate requirements for achievement in those fields. The judging criteria for this class values thoroughness of career and/or business exploration and pursuit above the workmanship of the physical specimen on display.

## WEATHER

Each county may submit 1 entry total 50392, 50393, 50394; and 1 entry from 50395.

**Weather and Climate Science 1 (SF 50392)**

Exhibit any product or display illustrating an activity from the book. The exhibit may include, but isn't limited to, original works, objects, demonstrations, digital presentations, programs, websites, games, apps, performances, or posters which you have made. Choose whatever method best shows what you've learned. You must furnish any equipment you need for your exhibit. Internet service will not be provided for the exhibit. All exhibits must include something visual, such as a printed copy of a digital presentation, which will remain on display during the exhibition. Electronic equipment will only be used during your personal judging time and will not remain on display during the entire exhibit period.

**Weather and Climate Science 2 (SF 50393)**

Exhibit any product or display illustrating an activity from the book. The exhibit may include, but isn't limited to, original works, objects, demonstrations, digital presentations, programs, websites, games, apps, performances, or posters which you have made. Choose whatever method best shows what you've learned. You must furnish any equipment you need for your exhibit. Internet service will not be provided for the exhibit. All exhibits must include something visual, such as a printed copy of a digital presentation, which will remain on display during the exhibition. Electronic equipment will only be used during your personal judging time and will not remain on display during the entire exhibit period.

**Weather and Climate Science 3 (SF 50394)**

Exhibit any product or display illustrating an activity from the book. The exhibit may include, but isn't limited to, original works, objects, demonstrations, digital presentations, programs, websites, games, apps, performances, or posters which you have made. Choose whatever method best shows what you've learned. You must furnish any equipment you need for your exhibit. Internet service will not be provided for the exhibit. All exhibits must include something visual, such as a printed copy of a digital presentation, which will remain on display during the exhibition. Electronic equipment will only be used during your personal judging time and will not remain on display during the entire exhibit period.

**Weather Ready4Life Challenge (SF 50395)****Open to 11- to 18-year-olds enrolled in any Weather and Climate project.**

Exhibits in this category must include the following: a) a physical representation of the career or business product such as a model, prototype or display/portfolio that includes images of accomplished work; b) verbal or written explanations that demonstrate knowledge of the related career or business fields, potential careers, and the appropriate requirements for achievement in those fields. The judging criteria for this class values thoroughness of career and/or business exploration and pursuit above the workmanship of the physical specimen on display.

## WELDING

Each county may submit 2 entries total from 50353; and 1 entry from 50355.

### **Welding (SF 50353)**

This exhibit class is open to members who are in the 7<sup>th</sup> grade and higher. Exhibit one arc weldment/item demonstrating the skill level of the exhibitor. Members new to the project should consider selecting a weldment from the suggested *Weldment List* found on page 43 of *Arcs and Sparks* (4-H 573 – Shielded Metal Arc Welding). **This class is for industrial welding only.** (Members that wish to use welding to create objects with an artistic appeal should consider enrolling in the 4-H Visual Arts project and consider entering those types of exhibits in the Visual Arts – Metal class.) Exhibits must be portable and cannot be exhibited on a trailer.

### **Welding Ready4Life Challenge (SF 50355)**

#### **(Open to 11- to 18-year-olds enrolled in any Welding project)**

Exhibits in this category must include the following: a) a physical representation of the career or business product such as a model, prototype or display/portfolio that includes images of accomplished work; b) verbal or written explanations that demonstrate knowledge of the related career or business fields, potential careers, and the appropriate requirements for achievement in those fields. The judging criteria for this class values thoroughness of career and/or business exploration and pursuit above the workmanship of the physical specimen on display.

## WOODWORKING

Each county may submit 2 entries total from 50357, 50358, 50359, 50360; and 1 entry from 50362.

### **Woodworking 1 (SF 50357)**

Any item made of wood constructed or refinished by the member, appropriate for their age, skills and ability in this project. Pre-cut kits assembled by the member are not acceptable. Exhibits must be portable and cannot be exhibited on a trailer.

### **Woodworking 2 (SF 50358)**

Any item made of wood constructed or refinished by the member, appropriate for their age, skills and ability in this project. Pre-cut kits assembled by the member are not acceptable. Exhibits must be portable, and cannot be exhibited on a trailer.

### **Woodworking 3 (SF 50359)**

Any item made of wood constructed or refinished by the member, appropriate for their age, skills and ability in this project. Pre-cut kits assembled by the member are not acceptable. Exhibits must be portable, and cannot be exhibited on a trailer.

### **Woodworking 4 (SF 50360)**

Any item made of wood constructed or refinished by the member, appropriate for their age, skills and ability in this project. Pre-cut kits assembled by the member are not acceptable. Exhibits must be portable, and cannot be exhibited on a trailer.

### **Woodworking Ready4Life Challenge (SF 50362)**

#### **Open to 11- to 18-year-olds enrolled in any Woodworking project**

Exhibits in this category must include the following: a) a physical representation of the career or business product such

as a model, prototype or display/portfolio that includes images of accomplished work; b) verbal or written explanations that demonstrate knowledge of the related career or business fields, potential careers, and the appropriate requirements for achievement in those fields. The judging criteria for this class values thoroughness of career and/or business exploration and pursuit above the workmanship of the physical specimen on display

**CAT SHOW**  
**Monday, July 18 – Expo Building, Fairgrounds**  
**Check-In @ 1:45 PM – Judging Begins @ 2:00 PM**

***Entry Deadline: Thursday, July 1<sup>st</sup>***

**RULES:**

1. Exhibitors with animals showing vicious behavior may be asked to leave by the superintendent or judge.
2. Awards will be presented to Best Cat and ribbons will be awarded to all participants.
3. Cats (6 months and older) will be shown prior to kittens (under 6 months).
4. Animals must be accompanied by a health certificate. Animals must have the distemper and leukemia vaccinations given prior to the show. Kittens 6 weeks and under are exempt from this rule.
5. Cats should be in pet carrier at all times, unless instructed by judge or superintendent.
6. Members may exhibit a poster instead of a live animal (but not both). Posters are to be shown at the General Show under the Animal Science exhibit area.
7. Each exhibitor is limited to two entries per class. Premiums will be paid on no more than 15 total entries for the entire 4-H show.

**Class 51 – Cats (6 months and older)**

**Class 52 – Kittens (under 6 months)**

**Class 53 – Jr. Showmanship (8-13 years old)**

**Class 54 – Sr. Showmanship (14-18 years old)**

**DOG SHOW**  
**Monday, July 18 – Expo Building, Fairgrounds**  
**Check-In @ 2:45 PM – Judging Begins @ 3:00 PM**

***Entry Deadline: Thursday, July 1<sup>st</sup>***

**RULES:**

1. Dogs 4 months and older must be accompanied with a current official rabies vaccination certificate and current health papers.
2. Ownership/lease papers are required for all dogs and must be submitted to the Extension Office no later than July 1<sup>st</sup> of the current year.
3. To show in dog obedience, dogs must compete in Dog Care and be able to accomplish the following tasks:
  - a. Dog will be expected to walk quietly on leash
  - b. Dog will stay in place
  - c. Dog will be expected to come when called.
4. Dog must attain an qualifying score in Dog Obedience in order to be chosen for the State Dog Show and must have a verified score card signed by the judge. Date, time, and location of the State Dog Show is pending.
5. Dogs showing vicious behavior will be asked to leave the grounds by the superintendent or judge.
6. Awards will be presented for overall winners in Dog Care, Dog Obedience, and Dog Showmanship.
7. Female dogs in season may not participate.
8. All dogs must be on a leash at all times, unless instructed by a judge or superintendent.
9. Members may exhibit a poster instead of an animal (but not both). Posters or exhibits are to be shown at the General Show under the Animal Science exhibit area.
10. Members may only show one dog per class.

**DOG CARE**

Dogs will be judged on cleanliness, grooming, condition, and behavior. If more than 5 exhibitors, class could be split by age/breed/type at the judge or superintendent's discretion.

**50300: Dog Care** (not eligible for state fair)

**DOG OBEDIENCE**

Dogs shown in the dog obedience project must be trained by and belong to the exhibitor, or a member, of the 4-Her's immediate family, or leased for the length of the project with a signed agreement. The ownership or lease agreement must be in effect by June 1 of the year in which the dog is being exhibited. Exhibitors in dog obedience classes at the Illinois State Fair must be enrolled 4-H members during the year in which they are exhibiting. *Additional obedience classes are available at the State Dog Show for qualified exhibitors.*

**50401: Dog Obedience, Beginner Novice 1 (SF)**

For new handlers and inexperienced dogs only.

Dogs in this class must not have had training beyond the beginner level. Dogs will perform all exercises on leash. These include: heel, figure 8 (forward halt, right turn, left turn, slow, normal and fast), stand for examination, recall, long sit and long down.

**50402: Dog Obedience, Beginner Novice 2 (SF)**

For experienced handlers with inexperienced dogs OR experienced dogs with inexperienced handlers.

Dogs in this class must not have had training beyond this level. Dogs will perform the same tasks as in the Beginner level except they will be done OFF leash.

**50403: Dog Obedience, Preferred Novice (SF)**

Dogs must not have had training beyond this level. Dogs will heel off leash, stand for examination off leash, heel free and figure 8, drop on recall, and three minute long sit and five minute long down (handler out of sight).

**DOG SHOWMANSHIP**

1. A county may be represented at the state 4-H show by one junior showmanship and one senior showmanship 4-Her their dog who have earned/won their county competition.
2. Exhibitors will be judged on their handling skill, knowledge of breed standards of their dog, dog show terminology, and elementary dog anatomy. The judge has the right to question exhibitors in one or all of these areas.
3. Dogs will be judged on cleanliness, general health and grooming.
4. Purebred and non-purebred dogs are eligible for this class. The breed or age of the dog has no bearing on judging or placing.

**50411: Dog Showmanship Junior (SF)**

Open to exhibitors age 8-13 as of 9/1/2021

The breed of

**50412: Dog Showmanship Senior**

Open to exhibitors age 14-18 as of 9/1/2021

**RALLY OBEDIENCE**

<https://www.akc.org/sports/rally/rally-resource-center/>

1. To be eligible to move on to the state contest, dog/handler must present a qualifying scoresheet at check-in showing at least 70 out of 100 to compete at the state level.
2. The event will be timed. In the event of a tie score, the fastest time will break the tie.
3. A dog/handler must receive 3 qualifying scores before advancing to the next level.
4. Rally rings will be between 2000 X 3000 square feet with a minimum width of 30 feet.
5. Unless otherwise noted, handler may speaker to the dog, pat their leg, or clap their hands to encourage.

**50413: Rally Novice (SF)**

10-15 signs are used (not including start and finish). Three to seven of the signs must be “stationary” signs. Performed on leash.

**50414: Rally Intermediate (SF)**

A total of 12-17 signs are used (not including start and finish). Three to seven of the signs must be “stationary” signs. At least three “advanced” signs. Performed on leash.

**50415: Rally Advanced (SF)**

A total of 12-17 signs are used (not including start and finish). Three to seven of the signs must be “stationary” signs. At least three “advanced” signs. Dog must jump once. Performed off leash.

**50416: Rally Excellent (SF)**



A total of 15-20 signs are used (not including start, finish, or call marker). Dog must jump twice. Two or more of the signs must be “advanced” signs. Three or more of the signs must be “excellent” signs. Must include a “sit stay” sign. Performed off leash. Cannot pat leg or clap hands for encouragement.

# RABBIT SHOW

**Monday, July 18 – Expo Building, Fairgrounds  
Check-In @ 2:45 pm – Judging Begins @ 3:00 pm**

***Entry Deadline: Thursday, July 1<sup>st</sup>***

## **RULES:**

1. Each exhibitor is limited to two entries per class. Premiums will be paid on no more than 15 total entries for the whole 4-H show.
2. Rabbits should have ID in left ear prior to show.
3. Rabbits shown as individual cannot be part of a market pen.
4. Market pens and single fryers will be weighted at the show.
5. Rabbits must arrive by 2:45 PM in the appropriate cages.
6. Rabbits will be released when determined by superintendent.
7. The show will be broken down into small breeds and large breeds. Small breeds include: Dutch, Mini Lop, Holland Lop, and Mini Rex. Large breeds include: Californian, New Zealand, and Satin.
8. Members may exhibit a poster or display instead of showing an animal (but not both). Displays or posters are to be exhibited at the General Show under the Animals Science exhibit area.

## **Classes:**

601: Sr. Buck (over 8 months)
602: Sr. Doe (over 8 months)
603: Jr. Buck (under 6 months)
604: Jr. Doe (under 6 months)
605: Intermediate Buck (6-8 months)
606: Intermediate Doe (6-8 months)
607: Meat Pen (3 identical rabbits, same breed but can be different sexes) *must be under 90 days old
608: Single Fryer (1 rabbit, any breed, preferably a meat type under 90 days old)
609: Jr. Showmanship (8-13 years old)
610: Sr. Showmanship (14-18 years old)

# POULTRY SHOW

**Monday, July 18 – Expo Building, Fairgrounds  
Check-In @ 3:15 pm – Judging Begins @ 3:30 pm**

***Entry Deadline: Thursday, July 1<sup>st</sup>***

## **RULES:**

1. Birds are to be caged in proper pens. Birds are to be in place no later than 3:15 PM and will be released when determined by the superintendent.
2. No feed or water in pens until other judging is completed.
3. Poultry exhibits are not required to meet state poultry exhibit health requirements if brought to the show and returned home the same day.
4. Except where otherwise noted, all birds must be hatched after January 1, 2022.
5. A young breeding trio consists of 1 cockerel and 2 pullets. The adult breeding trio consists of 1 rooster and 2 hens.
6. Each exhibit is limited to two entries per class.
7. A pullet is a female and cockerel is a male. A breeding pen will consist of 1 cockerel and 2 pullets now shown as singles.
8. Birds show an individual CANNOT be shown as part of a pen exhibit.
9. Members may exhibit a poster or display instead of showing an animal (but not both). Display or posters are to be exhibited at the General Show in Animal Science.
10. Breaks by breeds or classes will be determined on the day of the show by the judge and/or superintendent.
11. Birds shown should be fully feathered – clipping of wing feathers is not suggested. Birds should also be free of lice/mites. This may result in disqualification.

## **Classes:**

500: Single Pullet
501: Single Cockerel
502: Young Breeding Trio (hatched after January 1, 2022)
503: Adult Breeding Trio (hatched before January 1, 2022)
504: Roaster Trio (3 pullets OR 3 cockerels)
505: Fryer or Broiler Trio (3 pullets OR 3 cockerels)
506: Male Duck
507: Female Duck
508: Male Goose
509: Female Goose
510: Pair of Game Birds
511: Pair of Domestic Birds
512: Market Eggs (one dozen)
514: Jr. Showmanship (8-10 years old)
515: Sr. Showmanship (14-18 years old)

## LIVESTOCK SHOWS (Swine, Sheep, Goat, Beef & Dairy)

1. **All livestock shows, exhibitors, families, and spectators are expected to follow the general 4-H show rules and policies that are outlined on pages 2-3 of this show book.**
2. All exhibitors who are showing a live animal are REQUIRED to complete the Youth for the Quality Care of Animals (YQCA) training each year prior to the exhibition. Training is available online or in-person at pre-determined workshops set by Extension Office staff. Training must be completed no later than May 1 to be eligible to show at the county and state fairs. Members must retrain and recertify every year. [yqcaprogram.org](http://yqcaprogram.org)
3. All exhibitors, leaders, and parents are expected to show respect and courtesy to judges and superintendents. Violations may result in disqualifying the exhibitor.
4. Animals must be in place by 6:00 PM on Tuesday before weigh-in.
5. Animal's health papers are required to be checked by a vet on the fairgrounds before the show.
6. If any question arises that is not covered by the General Rules, the 4-H Superintendent of that project area shall make the necessary decision.
7. NO stall rent or entry fee will be charged for 4-H shows.
8. All animals must be owned and cared for by the 4-H member, except for horses (which can be leased.)
9. The superintendents may make a check of registration papers. All animals without registration papers will be shown in the crossbred class.
10. Satisfactory proof of the breeding of each animal must be provided if requested.
11. Christian County 4-H members are allowed to have two animals in the show ring per class. Any 4-H member or anyone of 4-H age may assist or show for a 4-H member regales of where they live. Christian County 4-H members may only receive ONE premium and ribbon per class.
12. Every 4-H member, in good standing, who enters the show ring will receive either a placing or participation ribbon and premium money if available.
13. The 4-H Livestock Committee reserves the right to tattoo or identify in some manner any or all 4-H animal projects if so desired under the authority of the Unit 18 University of Illinois Extension Council.
14. Cloverbud club members are not allowed to show livestock. Cloverbud members are those under the age of 8 as of 9/1/2021.
15. Pictures, if photographer present, will follow the shows. Please listen for announcements.

## 16. MARKET CLASS RULES

- a. All animals will be shown by weight and breed or at the discretion of the superintendent.
- b. At the time of entry, members must state if the animal is purebred or crossbred.
- c. The superintendent has the right to blood test or require certification papers on purebred animals if need be.
- d. Gran Champ and Reserve Grand Champion winners will not be required to sell during the auction. However, these animals will sell first if the 4-H member elects to sell that animal.
- e. The sale order at Auction will be: Grand Champion, Reserve Grand Champion, Class Champions, Reserve Class Champions, with the remaining animals determined by lottery and annual species rotation.
- f. Registration papers will not be required for market animals.
- g. All market animals must be exhibited, or they will not receive premiums.

## FARM BUREAU MASTER SHOWMANSHIP CONTEST

The Farm Bureau Master Showmanship Contest will be held Wednesday, July 20, 30 minutes after the conclusion of the Beef & Dairy Cattle Show. The following contest rules will be in effect:

1. Each participant will arrange to borrow animals from another person if they are not already showing that specie.
2. All eligible ages are invited to participate, but only those older than 14 may represent the county at the Illinois State Fair competition.
3. Three species will be shown: beef, sheep, and swine.
4. Participants will be Christian County 4-H or FFA members.
5. **Winner must be able to attend state contest during Illinois State Fair.**
  - Age divisions:
    - o Senior 14-18 years old as of 9/1/2021.
    - o Intermediate 11-13 years old as of 9/1/2021.
    - o Junior 8-10 years old as of 9/1/2021.

**SWINE SHOW**  
**Wednesday, July 20**  
**Judging Begins @ 8:00 am**  
***Entry Deadline: Thursday, July 1<sup>st</sup>***

**GENERAL REQUIREMENTS:**

**SEE HEALTH REQUIREMENTS included in this show book or found online at**

<https://www2.illinois.gov/sites/agr/Animals/AnimalHealth/Documents/2022%20County%20Fair%20Exhibition%20Health%20Requirements.pdf>

**ILLINOIS SWINE** - Accompanied by health certificate issued within 90 days prior to exhibition.

Swine shall be individually identified by metal ear tag, tattoo, or recognized breed ear notch. Ear notch identification is acceptable for barrows, crossbred gilts and breeding swine for local county fair shows.

Health certificate shall show:

Pseudorabies:

1. Breeding swine of all ages to be negative to for pseudorabies conducted within 90 days prior to exhibition, OR that the swine originated from a qualified pseudorabies negative herd and the qualified pseudorabies negative herd number and date of last qualification test are shown on health certificate.
2. Barrows or females in terminal market classes must meet the same requirements as breeding swine EXCEPT those at terminal shows conducted on a day different than breeding classes may be exempt from pseudorabies test requirements.

**SWINE**

1. Each exhibitor must comply with the general requirements for the 4-H Show and the rules governing livestock exhibits.
2. All swine entries must have farrowed on or after January 1 and not later than April 15 of the current calendar year. **All animals shown must be plainly ear notched.**
3. No boar classes will be shown.
4. Market classes are limited to barrows.
5. If there are enough entries, classes will be divided into: Sr. Gilt - January; Jr. Gilt - February and after
6. There may be a registration check for all breeding stock prior to the weigh-in. Unregistered animals will be shown with the crossbreds.
7. The crossbred and purebred market classes will be divided equally into different weight classifications based on the number of entries.
8. If there are three or more entries of one breed in the swine classes, they will be shown in a separate class at the discretion of the superintendent.
9. Crossbred gilts will be divided by weights.
10. All breeding animals must be owned by **June 1.**
11. Exhibitors may have 1 assistant that is a 4-H member or 4-H age, helping them show in the ring when necessary.
12. Members may exhibit a poster or display instead of showing an animal (but not both). Display or poster should be exhibited at General Show under the Animal Science exhibit area.

## Breed Classes

- 400: ALL OTHER BREEDS
- 401: BERKSHIRE
- 402: CHESTER WHITE
- 403: DUROC – Must show registry with United Duroc Swine Registry
- 404: HAMPSHIRE – Must show registry with Hampshire Swine Registry
- 405: POLAND CHINA
- 406: SPOTTED POLANDS – Must show registry with National Spotted Swine Records Assoc.
- 407: YORKSHIRE – Must show registry with American Yorkshire Club
- 408: CROSSBRED
- 409: LANDRACE

The Following Gilt divisions may be offered in each breed listed.

### Gilt Divisions

Gilt – Sr. Gilt (January)
Gilt – Jr. Gilt (Feb. 1 & After)

### Championship Classes - Breeding Animals

- Breed Champion Gilt
- Breed Reserve Champion Gilt
- Crossbred Gilt
- Reserve Champion Crossbred Gilt
- Grand Champion Gilt (From – Champion Purebred & Champion Crossbred)
- Reserve Grand Champion Gilt (From – Champion Purebred or Champion Crossbred and Appropriate Reserve)

### Barrows

410: Crossbred Barrow
Purebred Barrow
411: AOB
412: Berkshire
413: Chester White
414: Duroc
415: Hampshire
416: Hereford
417: Landrace
418: Poland China/Spot
419: Spotted Poland
420: Yorkshire

Championship Classes – Barrows (Barrows will be shown by breed)

- Champion Crossbred Barrow
- Reserve Champion Crossbred Barrow
- Grand Champion Barrow (From – Champion Purebred & Champion Crossbred)
- Reserve Grand Champion Barrow (From – Champion Purebred or Champion Crossbred and appropriate Reserve)

### SHOWMANSHIP CLASSES

421: Jr. Showmanship (age 8-10)
422: Intermediate Showmanship (11-13)
423: Sr. Showmanship (age 14-18)

**SHEEP SHOW**  
**Wednesday, July 20**  
***Immediately after Swine Show***

***Entry Deadline: Thursday, July 1<sup>st</sup>***

**GENERAL REQUIREMENTS:**

**SEE HEALTH REQUIREMENTS included in this showbook or found online at**

<https://www2.illinois.gov/sites/agr/Animals/AnimalHealth/Documents/2022%20County%20Fair%20Exhibition%20Health%20Requirements.pdf>

**ILLINOIS SHEEP** - Certificates of Vet Inspection are required for all sheep, issued within 90 days prior to exhibition, showing identification by ear tattoo, ear tag or other positive identification, and certifying that the sheep are free from visible evidence of any infectious, contagious or communicable disease. Any animal which shows lesions of contagious ecthyma (sore mouth) may not be exhibited and must be removed from the exhibition area. All animals require official scrapie tag.

**SHEEP**

1. All lambs must be docked. All lambs must have been dropped after September 15 of the prior calendar year.
2. A pair of breeding lambs shall consist of one purebred ewe lamb and one purebred ram lamb.
3. Breeding animals may consist of purebred or crossbred ewes.
4. Market wether may be purebred, crossbred or grade. Ewe lambs may not be shown in the market class
5. If there are three or more entries of one breed in the sheep classes, they will be shown in a separate class.
6. All wethers must have been castrated (including cutting, clamping & banding) and completely healed prior to being weighed and tattooed.
7. All animals that are to be shown at the Christian County 4-H Show must be owned by date of weigh-in.
8. Wethers may be divided into separate classes by weights, depending on entry numbers.
9. Artificial coloring of sheep will not be allowed.
10. Crossbred ewes will be weighed if additional classes are necessary.
11. All exhibitors of breeding stock must show proof of registry. Unregistered animals will be shown with the crossbreds.
12. Breeding stock must be owned by **May 1** by exhibitor.
13. Members may exhibit a poster or display instead of showing an animal (but not both). Display or poster to be exhibited at General Show on Monday, July 18.
14. At check-in, exhibitor must declare if the animal is market or breeding.



**Breed Classes**

- 300: HAMPSHIRE – Must show registry - Hampshire Association
- 301: SOUTHDOWN – Must show registry - Southdown Association
- 302: SUFFOLK – Must show registry - National American Suffolk Breeder’s Association
- 303: OXFORD – Must show registry - Oxford Association
- 304 : BORDER LEICESTER
- 305 : DORPER
- 306 : SHROPSHIRE
- 307: OTHER PUREBRED “AOB”
- 308 : CROSSBRED

The following classes may be offered in each breed listed.

**Breed Sub-Classes**

Ram Lamb
Ewe Lamb
Yearling Ewe
Ewe, 2 years and over
Pair of Females
Ram and Ewe Lamb

**Championship Classes – Breeding Animals**

1. Champion Ewe (for each breed)
2. Champion Ram (for each breed)
3. Grand Champion Ewe
4. Reserve Grand Champion Ewe
5. Grand Champion Ram
6. Reserve Grand Champion Ram

**Market Lamb Classes (shown by weight)**

309 : Dorset
310 : Hampshire
311 : Shropshire
312 : Southdown
313 : Natural Colored
314 : Oxford
315 : Black face cross
316 : White face cross

**Showmanship Classes**

320: Jr. Showmanship (age 8-10)
321: Intermediate Showmanship (11-13)
322: Sr. Showmanship (age 14-18)

# GOAT SHOW

## Wednesday, July 20

### Immediately after Sheep Show

### Entry Deadline: Thursday, July 1<sup>st</sup>

**RULES:**

Health papers are required for May weigh-in, if they are issued after April 20 they will still be valid for our fair in July.

All goats require a certificate of veterinary inspection within 30 days for goats of any age changing ownership and 90 days for those being exhibited. Project Requirements: Each exhibitor must comply with the general requirements for the 4-H Show and rules governing 4-H livestock exhibits.

1. 4-H'ers may exhibit not more than two animals per class.
2. Latest starting date May 1.

Ownership deadlines: Milking Does-January 1-Kids & Yearlings not in milk-June 1

**Division Classes (NO Breeding Bucks)**

BREEDING/PRODUCTION DAIRY GOATS

MEAT/MARKET GOATS

PYGMY GOATS

**Classes**

201: Doe 0-3 Month Old
202: Doe 3-6 month old
203: Doe 6-9 month old
204: Doe 9-12 month old
205: Doe 12-18 month old (Never Kided)
206: Doe 18-24 month old (Never Kided)
207: Doe 24-36 month old (Has Kided)
208: Does 36+ month old (Has Kided)
209: Buck 0-3 month old
210: Buck 3-6 month old
211: Wether – Under 1 year old (shown by weight) *must have milk teeth
211A: Light Weight
211B: Medium Weight
211C: Heavy Weight
212: Pygmy Goat
220: Jr. Showmanship (age 8-10)
221: In. Showmanship (11-13)
222: Sr. Showmanship (age 14-18)

**Champion Class List:**

Jr. Champion Division: 12 months & under  
 Yearling Champion Division: 12-24 month  
 Sr. Champion Division: 24 month & over

Grand Champion Meat Doe  
 Reserve Grand Champion Meat Doe  
 Grand Champion Dairy Doe  
 Reserve Grand Champion Dairy Doe  
 Grand Champion Meat Buck  
 Reserve Grand Champion Meat Buck  
 Grand Champion Dairy Buck  
 Reserve Grand Champion Dairy Buck  
 Grand Champion Pygmy  
 Reserve Grand Champion Pygmy

**Wether Classes**

Divisions determined by weight based on animals show (light, medium, heavy)  
 Champion Wether  
 Reserve Champion Wether

**BEEF & DAIRY SHOW**  
**Wednesday, July 20**  
***Immediately after Goat Show***  
***Entry Deadline: Thursday, July 1<sup>st</sup>***

**RULES:**

ILLINOIS CATTLE - Illinois born steers are not required to have health papers. All other steers and cattle must be accompanied by a health certificate issued within 90 days prior to exhibition showing. Illinois is an Accredited Tuberculosis-Free State. Tuberculin tests are not required for Illinois cattle. Illinois is a Bovine Brucellosis Class-Free State. Brucellosis testing is not required for Illinois cattle.

1. Each exhibitor must comply with general requirements for the 4-H Show and the rules governing livestock exhibits.
2. All animals must be the property of the members exhibiting them. The name, registration number and tattoo must be turned into the Extension office by June 1. All purebred breeding entries must present registration papers to the Beef Superintendent at the same time health papers are checked. All 4-H heifers and steers will have a pedigree check and/or tattoo check Tuesday, 6:30 p.m. at weigh-in. Any unregistered female animals will be shown as crossbreds.
3. Steer classes are limited to animals calved on or after January 1 of the preceding year. No steer can be shown, regardless of birth date that does not have all milk teeth in place and no permanent teeth showing. All steers will be mouthed when weighed in at the show ring. Any exhibitor who fails to bring steers in for mouthing will be disqualified from showing.
4. Classes will be called to the show ring in the order of listing.
5. OWNERSHIP DATES – Steers: Owned by weigh-in. Heifers and/or calves: Owned by June 1.
6. All market beef taken as 4-H projects will have to be tattooed on the county tattooing date (or snow date) to be eligible to show at the Christian County 4-H Show.
7. No false tail heads or artificial coloring will be permitted. It is the recommendation of the Livestock Committee that all beef exhibits should be fitted by the exhibitor or their immediate family.
8. Three animals of any one breed constitute a class, as determined by superintendent.
9. Commercial heifers will be divided by weight as determined by the superintendent.
10. Any heifer that is to be shown in the commercial class that is not registered with a breed association (No Papers) will need to report tattoo to superintendent.
11. Member may exhibit a poster or display instead of showing an animal (but not both).  
Display or poster to be exhibited on Monday at General Show.

**BUCKET CALF – Dairy and Beef Calves**

1. All Bucket Calf project animals must be on the grounds by 6:00 p.m. on Tuesday.
2. Calf must have been born between January 1 and May 1 (current year).
3. Calves will be shown at halter.
4. Completed Livestock Project Record sheets need to be turned into the 4-H Livestock Committee at the registration table prior to or by 8:00 a.m. the day of the show. The 4-H members will speak with the judges one-on-one prior to judging their records, starting at approximately 8:00 a.m. This will take place at the registration table, near the show ring
5. Judging will be done by conference method.
6. Final ranking will be based on 4-H members’ knowledge of the calf (50%), completed record sheets (25%), and general health and appearance of the calf (25%).
7. Judging at halter will take place before the Beef Breeding class at 8:30 a.m. on Thursday.
8. Projects can only be shown in the Bucket Calf class. Each member can only exhibit one animal per class.
9. Grooming with adhesives, etc., and clipping are prohibited. Calf just needs to be washed and clean.
10. Animal must have health certificate.
11. Bucket calves are not eligible for Auction.
12. Exhibitors are eligible for Showmanship classes.
13. Must be off mothers to be a bucket calf.
14. Project must be owned by **May 1**.

**Bucket Calf Classes**

107: Jr. Bucket Calf (8-11 year old)
108: Sr. Bucket Calf (12 and up)

**DAIRY Exhibit Requirements:**

1. Learn to select dairy animals
2. Make some dairy fun foods
3. Visit a milk plant
4. Take the temperature of a calf
5. Fit and show a calf

**DAIRY Classes**

113: Dairy Calf
114: Dairy Cow (2 years and over)
115: Dairy Heifer (1 year old and under 2 years)

**BEEF Exhibit Requirements:**

1. Must be five animals or more of one breed in each class in order for the class to be judged separately; otherwise, it will be judged by age.
2. Breeding class shown by class number. No bulls.
3. Calf will be shown with cow. Calf will be considered with cow when judged.
4. Must comply with State of Illinois health rules for exhibition.
5. Only two animals may be exhibited in a class by an exhibitor.

6. All animals, in order to compete, must be manageable or will be dismissed by the Fair Superintendent.
7. Members may exhibit a poster or display instead of showing an animal (but not both). Display or poster to be exhibited at General Show on Monday, July 20<sup>th</sup>.
8. Project must be owned by: Cows -January 1, Heifers and Calves June 1.

**Breed Divisions** – All EXHIBITS MUST BE CONSIDERED A PUREBRED BY THEIR BREED ASSOCIATION – OR THEY WILL BE SHOWN AS A CROSSBRED

**100: ANGUS** - Must show proof or registry with the Angus Association

**101: AOB**

**102: COMMERCIAL HEIFERS** – shown by weight

**103: HEREFORD** - Must show proof of registry with the American Hereford Association

**104: POLLED HEREFORD** - Must show proof of registry with American Polled Hereford Association

**105: SHORTHORN** - Must show proof of registry with the American Shorthorn Association

**106: SIMMENTAL** - Must show proof of registry with Simmental Association

The following classes may be offered in each breed listed. The show will run youngest to oldest.

**Heifer Classes**

A: Heifer – November 1 and After
B: Heifer – September and October
C: Heifer – July and August
D: Heifer – May and June
E: Yearling Heifers – March and April
F: Yearling Heifers – January and February

**Grand Championship Classes - Breeding Animals**

Grand Champion Heifer (Division/Breed Champions)

Reserve Grand Champion Heifer

**Cow/Calf Classes-** *Ownership January 1 of current year*

G: Cow/Calf – 3 years and under
H: Cow/Calf – Aged Cow 4 years

*Proof of age may be required; calf must currently be nursing*

**Market Beef Projects**

Exhibit Requirements:

1. 4-H'ers may exhibit a maximum of two steers, which may be of two different breeds.
2. Market classes will be divided by weight into classes of near equal size at the discretion of the superintendent.

**Market Beef Classes**

111: Purebred Steers
112: Crossbred Steers

**Steer Classes will be divided up in two categories.**

All registered steers will be shown as **Purebred**.

All other breeds will be exhibited as **Crossbred**.

**Championship Classes – Market Beef**

Champion Purebred Steer

Reserve Champion Purebred Steer

Champion Crossbred Steer

Reserve Champion Crossbred Steer

Grand Champion Market Steer (Division/Breed Champions)

Reserve Grand Champion Market Steer

**Showmanship**

120: Jr. Showmanship (age 8-10)
121: Intermediate Showmanship (11-13)
122: Sr. Showmanship (age 14-18)

# CHRISTIAN COUNTY 4-H AUCTION

## SPONSORED BY: CHRISTIAN COUNTY 4-H FOUNDATION

### July 21, 2022, 6:00 PM

#### **Foundation Auction Check List:**

The Christian County 4-H Livestock Committee developed the following checklist to assure that 4-H member's projects selected for auction are of satisfactory quality and that both 4-H members and their parents are aware of auction procedures and policies for payment.

#### **Before the Auction:**

- ✓ Create a quality 4-H project worthy of selling.
- ✓ Invite Buyers - These can be your parents' employers, people you or your family do business with, special friends, or even Grandma and Grandpa.
- ✓ Be punctual! Have your product looking its best, pick up your name tag/Auction # in the Beef Arena and be lined up 15 minutes before the Auction begins.
- ✓ Dress appropriately. You are representing the Christian County 4-H Program.

#### **After the Sale:**

- ✓ It is the responsibility of the 4-H member and his/her family to make arrangements with the buyer for the delivery of his/her purchase.
- ✓ Be sure to have your picture taken with your buyer before leaving the auction area.
- ✓ If your item is small and you are not taking it to the State Fair, offer to take it to your buyer's car that evening. *DO NOT LEAVE IT ON THE TABLES EXPECTING IT TO BE PICKED UP!*
- ✓ If your buyer has purchased an animal and does not want it taken to a locker plant, you and your buyer could agree on a price for you to buy the animal back. (This can be easier for everyone, allowing you to ship to market at your convenience, not the buyers. The market price is set for the auction and is printed in the auction program. This might be a good starting point for the buy back price, as it allows for an easy transfer of auction funds.)
- ✓ All transactions, including: 1) confirmation indicating the buyer has received and is satisfied with the purchased project, 2) all signatures are on the deferred sales agreement form, and 3) receipt of the buyer's check made payable to the Christian County 4-H Foundation-Auction, must be at the Extension office and completed by October 1. (These deadlines are to ensure that your check will clear before the end of the Christian County 4-H Foundation fiscal year.)
- ✓ If these deadlines are not met, buyers and sellers will not be allowed to participate in the following year's auction as per a decision made by the Christian County 4-H Livestock Committee on 11/08/05.
- ✓ Make sure to personally THANK your buyer. Part of the 10% or \$35 deducted from your sale is used to purchase a full page "Thank You" ad in the Breeze-Courier, complete with the pictures of all the buyers and sellers. (It is still important to personally thank your buyers and anyone else who may have bid on your project.)

#### **Remember, 4-H members will not be paid until:**

1. You have delivered the project to your buyer.
2. Your buyers has given confirmation to the Extension Office indicating they have received and are satisfied with your project.
3. The buyer has paid for your project.
4. Once the Extension office has received a check from your buyer and has confirmed receipt of the project, the Christian County Foundation will send a check directly to you, the 4-H member, for 10% less than the selling price. The 10% is held back to help cover payment of the newspaper ad, the buyer's picture plaque, and the auction meal.

## 4-H AUCTION RULES AND REGULATIONS

1. A 4-H member must be enrolled by April 15 to have a 4-H project entered in the 4-H Auction.
2. 4-H members are eligible to sell one project. If any question arises that is not covered by the following auction rules or pertaining to the auction, the Christian County 4-H Livestock Committee will make the final decisions.
3. The sale will start at **6:00 p.m.** All 4-H Members will need to pick up their auction number and sale order **by 5:45 p.m.** 4-H Members **MUST BE PRESENT TO SELL!** In the case of an Emergency your sale order may be manipulated. Prompt notification is required for any special arrangements.
4. 4-H members may select any one project or animal item to sell at the auction, provided it meets the criteria set by the auction rules and it was a project area before May 1. (Note: Certain projects are exempt from sale, as specified in the rules.) Only projects receiving a BLUE rating will be allowed to sell. A PROJECT MUST RECEIVE AN "A" RATING AT COUNTY JUDGING TO BE ELIGIBLE FOR AUCTION. 10/92
5. If the seller desires to show the animal at the Illinois State Fair, he/she may do so by assuming all risks plus making this desire known at sale time. Settlement weight is the weight determined by official 4-H weighing. A purchase agreement must be signed at sale time.
6. Buyers will enter into a contract with the seller the night of the sale.
7. The members will be responsible for delivering the animal to market or a nearby delivery point within a 25 mile radius. If other arrangements are to be made, it will be between the buyer and the seller. Seller must also inform the 4-H Livestock Committee as to the arrangements being made with animals to be shown at the State Fair. Any arrangements as to the showing of an animal following the Illinois State Fair will be made solely between the buyer and the seller.
8. Checks for auction purchases will be made payable to the **Christian County 4-H Foundation- Auction.** All transactions between buyer and seller **must be completed by October 1 of sale year.** Seller and Buyer(s) will be ineligible for subsequent auctions if transaction requirements are not completed.
9. Exhibitor shall be present and responsible for auction item or animal during the sale. All 4-H members selling projects at the 4-H Auction must agree that 10% or \$35 of the selling price will go to the Christian County 4-H Foundation to cover expenses incurred for the Auction. 4-H members MUST exhibit their project and BE PRESENT at the Auction in order to sell, unless prior approval has been granted by the Livestock Committee (illness, 4-H event, such as Citizenship Washington Focus, etc.).
10. Any sale at the Auction is final.
11. The 4-H member must specify by noon of the general projects 4-H Fair day, with the exception of livestock, which 4-H project he wishes to sell. If a member has more than one project within a project area, he must specify which item he will sell within 30 minutes following the completion of that specific project show. In the case of livestock, tag numbers (tattoos) must be specified within 30 minutes following the completion of that show.
12. Animals sold in Auction must weigh an acceptable market weight. This weight is: Barrows - 220 lb., Steer - 1000 lb., Wether - 100 lb. Animals under this weight may be sold, but the 4-H member is responsible for feeding the animal until the acceptable weight is reached, then making arrangements for delivery of the animal.
13. A fair market value of your 4-H Project will be paid to you the exhibitor. All funding above the fair market



value minus the auction processing fee will be returned to your 4-H Club to assist the club in group activities.

14. There will be two auction rings, which sell on an alternating basis.

2021 SALE ORDER

2022 SALE ORDER

<i>RING 1</i>		<i>RING 2</i>		<i>RING 1</i>		<i>RING 2</i>	
Beef		Rabbits		Meat Goats		General Projects	
Meat Goats		General Projects		Sheep		Poultry	
Sheep		Poultry		Swine		Rabbits	
Swine				Beef			

SPECIFIC PROJECT AUCTION REQUIREMENTS

FOODS

1. The member will sell one complete recipe made from the project show requirements and attractively displayed. Display may be in a basket, on a decorated board, etc. The Auction program will list project, not embellishments.
2. The food product must have been made within 24 hours prior to the Auction and must replicate the product judged at the food show receiving an A rating.

CLOTHING

1. Knitted or crocheted items will be eligible for sale.
2. Clothing sewn for oneself is not eligible for Auction.

VISUAL ARTS

1. Any item constructed of wood, fiber, paper, clay, ceramics, chalk/carbon/pigment, glass/plastic, metal, nature, or feather is eligible for auction. The construction and quality of the project must be appealing to the general public. This item should be presentable and ready for display (Framed).

VEGETABLE GARDENING: Fresh vegetables must be brought for Auction.

THE FOLLOWING PROJECT CLASSES ARE NOT ELIGIBLE FOR SALE: Animal poster or display projects • Bicycle • Citizenship • Child Development • Computers • Communications • Crops • Entomology • Forestry • Geology • Intercultural/Passport to the World • Leadership • Projects with Poster or Display Requirements • Reading • Small Engine I • Tractor • Veterinary Science • Wildlife Projects (except birdhouse or feeder)

## 2022 CHRISTIAN COUNTY 4-H AUCTION AGREEMENT

I, \_\_\_\_\_ plan to sell my project/animal at the  
4-H Member/Owner

Christian County 4-H Auction on July \_\_\_\_, 20\_\_, with permission from \_\_\_\_\_  
Signature of Parent/Guardian

➤ Project Description:

\_\_\_\_\_  
(Examples: chees muffins, walnut shelf, barn photograph, flower painter, Rice Krispie Treats, etc.)

➤ Project Area (Woodworking 1, Cooking 101, Visual Arts, etc.)

➤ If General project, estimated value/cost of materials or supplies for project \$ \_\_\_\_\_

➤ If Animal project, list weight of animal \_\_\_\_\_

➤ Project placing at 4-H Show (1<sup>st</sup> Place, Best of Show, Grand Champion) \_\_\_\_\_

\_\_\_\_\_ I plan to deliver this project to the buyer at the completion of the 4-H Auction.

\_\_\_\_\_ I wish to hold the project for continued exhibit opportunities and will have it delivered no later than September 15, 2022, allowing for all transactions to be completed before September 30<sup>th</sup>. **If choosing this option you must complete the following agreement:**

### **DEFERRED SALES AGREEMENT**

WHEREAS, the party hereinafter designated as "owner" is a Christian County, Illinois, 4-H Club member about to consign the animal/project hereinafter described for sale at public auction at the conclusion of the annual Christian County 4-H Fair, however, said owner wishes to retain ownership and possession of said project until after the conclusion of the Illinois State Fair or latest area fair to be held for the current year in order to be able to exhibit said animal/project this current year at the Illinois State Fair or other areas fair(s), owner agrees to sell project for the price hereinafter set forth and to comply with the terms and conditions set out below, AND

WHEREAS, the undersigned, hereinafter referred to as "purchaser" was the highest bidder for said animal/project, with the consent of his or her undersigned parent or guardian, hereby agrees to sell of the price hereinafter set forth, the animal/project hereinafter described in the future, the date of sale being hereinafter set forth, to the purchaser and the purchaser agrees to purchase said animal/project on said date for said price on the follow terms and conditions:

#### **1. ANIMAL/PROJECT DESCRIPTION:**

Description \_\_\_\_\_

If animal, Tattoo or ear tag No. \_\_\_\_\_ Sex \_\_\_\_\_ Breed \_\_\_\_\_  
Species \_\_\_\_\_ Weight \_\_\_\_\_

Project type \_\_\_\_\_

2. **PRICE:** \_\_\_\_\_ Per \_\_\_\_\_
3. **DELIVERY DATE AND PLACE:** Within five (5) days after the conclusion of the Illinois State Fair or latest area fair held for the current year, delivery to be made at the Christian County Fairgrounds or such other place as the parties agree in writing. Owner shall notify Purchaser at least twenty-four (24) hours in advance of time of delivery of animal/project.
4. **RISK OF LOSS:** Owner to bear risk of loss until delivery of animal/project to purchaser in accordance with the terms herein. If project is an animal, owner further agrees to deliver said animal in good health and free of any chemical residue in the animal which would prohibit slaughter thereof.
5. **PAYMENT:** Purchaser agrees to pay the purchase price established by high bid at the auction, said money to be held by escrow agent hereinafter named. There will be a 10% but no more than \$35 commission taken on each project sold.
6. **ESCROW AGENT:** Parties hereby appoint the Christian County 4-H Foundation to receive and hold sale funds. Escrow Agent is authorized to deliver sale proceeds to owner upon being furnished with notation in writing signed by purchaser or purchaser's authorized agent that animal/project has been delivered in compliance with the terms of this agreement. In the event owner fails to deliver project in accordance with the terms hereof, escrow agent is authorized to refund purchase money to purchaser upon escrow agent being furnished with satisfactory evidence that the project was not delivered in accordance with the terms of this agreement.
7. **RELEASE FROM LIABILITY:** In the event animal should die or for any other reason, including but not limited to the fact that animal is slaughtered pursuant to the rules of the Illinois State Fair, owner is not able to deliver possession thereof in accordance with the terms hereof, owner will be required to furnish a substitute animal or escrow agent shall refund purchase money to purchaser and this agreement shall become null and void. Substitution of animals will be allowed upon agreement of seller and buyer to fulfill deferred sales agreement. Parties release escrow agent from all liability except for payment of monies held by him in accordance with terms of this agreement.

Executed in quadruplicate at Taylorville, Illinois this \_\_\_\_\_ day of \_\_\_\_\_, 2022, each executed copy deemed a duplicate original.

**Approved:**

---

Owner	Address of Owner	Parent/Guardian of Owner
-------	------------------	--------------------------


---

Purchaser	Address of Purchaser
-----------	----------------------

**Premiere monies will be allocated for the following project exhibition winners. These plaques and monies are provided by donations from various businesses in the Christian County area.**

**Swine Show**

CHAMPION BERKSHIRE GILT  
CHAMPION CHESTER WHITE GILT  
CHAMPION DUROC GILT  
CHAMPION HAMPSHIRE GILT  
CHAMPION POLAND CHINA GILT  
CHAMPION SPOTTED POLAND GILT  
CHAMPION YORKSHIRE GILT  
CHAMPION CROSSBRED GILT  
GRAND CHAMPION GILT  
RESERVE GRAND CHAMPION GILT  
TOP RATE-OF-GAIN BARROW  
GRAND CHAMPION BARROW  
RESERVE GRAND CHAMPION BARROW  
SENIOR SWINE SHOWMANSHIP WINNER  
JUNIOR SWINE SHOWMANSHIP WINNER

**Stockman Awards**

JUNIOR STOCKMAN AWARD  
RESERVE JUNIOR STOCKMAN AWARD  
SENIOR STOCKMAN AWARD  
RESERVE SENIOR STOCKMAN AWARD

**Sheep Show**

CHAMPION CROSSBRED EWE  
CHAMPION PUREBRED EWE  
TOP RATE-OF-GAIN SHEEP WETHER  
CHAMPION SHEEP WETHER  
RESERVE CHAMPION SHEEP WETHER  
SENIOR SHEEP SHOWMANSHIP WINNER

**Goat Show**

CHAMPION GOAT-DOE  
RESERVE CHAMPION -GOAT DOE  
CHAMPION GOAT-WETHER  
RESERVE CHAMPION-GOAT WETHER  
SENIOR GOAT SHOWMANSHIP  
JUNIOR GOAT SHOWMANSHIP

**Beef Show**

CHAMPION ANGUS HEIFER  
CHAMPION HEREFORD HEIFER  
CHAMPION POLLED HEREFORD HEIFER  
CHAMPION SHORTHORN HEIFER  
CHAMPION SIMMENTAL HEIFER  
CHAMPION OTHER PUREBRED HEIFER  
CHAMPION CROSSBRED HEIFER  
GRAND CHAMPION HEIFER  
RESERVE GRAND CHAMPION HEIFER  
CHAMPION COW-CALF PAIR  
TOP RATE-OF-GAIN STEER  
GRAND CHAMPION STEER  
RESERVE GRAND CHAMPION STEER  
SENIOR BEEF SHOWMANSHIP WINNER  
JUNIOR BEEF SHOWMANSHIP WINNER

**2022 Premiere Fund Donors**

BAR-S, INC.  
FIRST NATIONAL BANK OF TAYLORVILLE  
FIRST NATIONAL BANK OF PANA  
WILEYS FARMERS CO-OP SUPPLY CO.  
STONGINGTON FERTILIZER, INC.  
CRAIG ANTENNA SERVICE, INC.  
CHRISTIAN COUNTY FARMERS SUPPLY COMPANY  
BRANDT CONSOLIDATED INC.  
FARM CREDIT ILLINOIS  
MICKEY SEEDS, INC.  
BAYER STONINGTON RESEARCH – LIZ WEMPLE, SITE LEAD  
MATT RINCKER  
PEOPLE’S BANK AND TRUST  
CNB BANK & TRUST  
LEGACY GRAIN COOPERATIVE  
MARK STEPHENS  
AGC ASSUMPTION COOP  
MIKE MYERS CONSTRUCTION, INC.  
COUNTRY FINANCIAL  
PAT GRANT – CHANNEL SEED  
LAND O’LAKES, INC.  
SLOAN IMPLEMENT  
MOSQUITO MUTAL INSURANCE CO.

**2022 Trophies & Awards Sponsored By:**

JENNER AG  
CHRISTIAN COUNTY FARM BUREAU

## **For Health Requirement Information:**

**Illinois Department of Agriculture  
Bureau of Animal Health and Welfare  
State Fairgrounds P.O. Box 19281  
Springfield, IL 62794-9281  
Phone (217) 782-4944**

## **2022 Exhibition Livestock Health Requirements**

### **County Fairs**

#### **GENERAL REQUIREMENTS**

**These Exhibition Health Requirements apply to all livestock present at the fair including those animals that are not entered in competitive events.**

1. Exhibitors are required to familiarize themselves with all rules applicable to their exhibits.

All out-of-state animals shall require an entry permit. Entry permit numbers are available by calling the Illinois Department of Agriculture, Monday through Friday from 8:00 AM to 4:30 PM, at 217/782-4944. Permits may also be obtained online

at: <http://www.agr.state.il.us/AnimalHW/animalregistry/login.php>

2. All animals, except as noted, shall be accompanied by a Certificate of Veterinary Inspection (CVI) which shows that the animal meets all health requirements for the State of Illinois. CVI's shall be made available to Bureau of Animal Health Personnel on request.

CVI means a legible record made on an official form from the state of origin which has been issued, signed and dated by an accredited veterinarian and which shows the name and address of the animal's owner or exhibitor and the results of all required tests or vaccinations. A CVI shall list only one animal identification per line; shall be presented on the form on which it was initially issued; and shall not be corrected, changed or altered in any manner.

3. All animals shall be officially identified. The animal(s) official identification shall be recorded on the CVI.

4. If animals are from tuberculosis accredited, brucellosis certified, pseudorabies qualified, or brucellosis validated herds, the identifying herd number(s) along with the date of the last herd test(s) shall appear on the CVI.
5. CVI for out-of-state livestock shall be void thirty (30) days after issuance.
6. CVI for Illinois-origin livestock shall be void ninety (90) days after issuance.
7. All livestock shall be subject to examination upon entry to any Illinois fair or exhibition. Any animal showing evidence of infectious, contagious or communicable diseases shall be immediately withdrawn and held in quarantine at the owner's risk and expense until properly treated and recovered, or until the animal is released to return to the owner's premise.

Any livestock infected with scabies, mange, active lesions of ringworm, soremouth, or multiple warts which are easily visible without close examination shall not be permitted to exhibit and are subject to quarantine or removal from the fairgrounds.

Sheep and goats with caseous lymphadenitis as evidenced by draining abscesses shall not be exhibited and are subject to immediate quarantine or removal from the fairgrounds.

8. Illinois Department of Agriculture personnel or designee may collect blood, tissue, milk or urine samples from any animal being exhibited and/or raced at any Illinois fair to test for the presence of illegal drugs or banned substances. New examination techniques, such as ultrasound, may also be used at anytime while the animals are on the grounds of any Illinois fair or exhibit.

The Illinois Department of Agriculture or designee may collect urine, blood, tissue or other test samples from exhibition animals at the time of slaughter.

9. All exhibitors of animals at any Illinois fair or exhibition shall comply with the provisions of the Illinois Humane Care for Animals Act. If violations are observed, the animal(s) will be excused from exhibition and ordered removed from the grounds with all awards being forfeited.

Any practice or deviation from normal, accepted care, including physical, medical or mechanical application, shall constitute a violation of show rules and may result in the animal(s) disqualification and removal from the fairgrounds.

10. Any Illinois cattle, bison, cervidae or goats being exhibited in non-accredited free states must be isolated from the remainder of the herd/flock upon return to Illinois and retested for tuberculosis 60-120 days post-entry.

# CATTLE

## Identification

Individual identification of each animal shall be either a fully healed and legible tattoo, approved official ear tag, registration number (can only be used if the tattoo is recorded on the registration certificate or for breeds where pictures are acceptable), or individual brands, if brand is recorded on the registration certificate.

## Illinois Cattle

### Brucellosis

Illinois is a Bovine Brucellosis Class-Free State. Brucellosis testing is not required for Illinois cattle.

### Tuberculosis

Illinois is an Accredited Tuberculosis- Free State. Tuberculin testing is not required for Illinois cattle.

**Please note: Illinois calves under 6 months of age, and Illinois steers are not required to have a Certificate of Veterinary Inspection.**

## Out-of-State-Cattle

All out-of-state cattle are to be accompanied by an entry permit. Entry permit numbers are available by calling the Illinois Department of Agriculture, Monday through Friday from 8:00 AM to 4:30 PM, at 217/782-4944. Permits may also be obtained online at:

<http://www.agr.state.il.us/AnimalHW/animalregistry/login.php>

### Brucellosis

1. Female cattle six (6) months of age and older and bulls eighteen (18) months of age and older shall be negative to an official test for brucellosis within thirty (30) days prior to entry, unless exempt by one (1) of the following:
  - A. Originate directly from a certified brucellosis-free herd.
  - B. Official vaccinates of dairy breeds under twenty (20) months of age or official vaccinates of beef breeds under twenty-four (24) months of age.
  - C. Animal originated from a "Class Free" state (if entire state is so classified)
  - D. Steers and spayed heifers are not required to be tested for brucellosis.
2. The negative brucellosis test shall be conducted at a state or federal laboratory within 30 days prior to exhibition.

### Tuberculosis

1. Accredited Tuberculosis Free States



- A. No tuberculin test required. All cattle, including steers, originating from an Accredited Tuberculosis Free State, may enter Illinois for exhibition when accompanied by a CVI issued by an accredited veterinarian within 30 days.
- 2. Non-Accredited Tuberculosis Free Areas or States (Not TB Free)
  - A. Cattle must originate from a herd where a complete herd test was conducted within the past year.
  - B. The individual animals entering Illinois must be negative to an additional tuberculin test conducted **within 30 days prior to exhibition.**
  - C. Cattle that enter Illinois for exhibition and remain in Illinois (animal does not return to the state of origin within 30 days) must be isolated and retested for TB 60-120 days from the last official TB test date.

## SWINE

### Illinois Swine

#### Identification

1. Swine shall be identified by an official ear tag, tattoo or recognized breed ear notch.
2. Ear notch identification is acceptable for all barrows, crossbred gilts and breeding swine.  
**(Note: Ear notch identification of crossbred swine does not satisfy USDA identification requirements for interstate movement or official testing.)**

#### Brucellosis

**Brucellosis testing is not required for Illinois swine.**

#### Pseudorabies

**Pseudorabies testing is not required for Illinois swine.**

### Out-of-State Swine

All out-of-state swine are to be accompanied by an entry permit. Entry permit numbers are available by calling the Illinois Department of Agriculture, Monday through Friday from 8:00 AM to 4:30 PM, at 217/782-4944. Permits may also be obtained online at:

<http://www.agr.state.il.us/AnimalHW/animalregistry/login.php>

#### Identification

1. Individually identified by an official ear tag, tattoo or recognized breed ear notch.
2. Ear notch identification **is not** acceptable for crossbred animals.

#### Brucellosis

1. Breeding swine 4 months of age and older shall be negative to an official test for brucellosis within 30 days prior to exhibition unless exempt by one (1) of the following:
  - A. Originate immediately and directly from a validated brucellosis-free herd.
  - B. Originate directly from a validated brucellosis-free state.
2. Swine brucellosis tests for exhibition shall be conducted at a state or federal laboratory.

#### Pseudorabies

1. **Swine originating from a Pseudorabies Stage IV or V state are exempt from the pseudorabies testing requirement.**
2. Swine originating from a Pseudorabies Stage III state shall be negative to an official test for pseudorabies conducted within thirty (30) days prior to entry or originate immediately and directly from a qualified pseudorabies negative herd.
3. Swine originating from a Pseudorabies Stage I or II state shall be negative to an official test for pseudorabies conducted within the 10 days prior to entry.
4. Barrows and females in market classes must meet the same requirements as breeding swine.

## SHEEP

### Identification

Individual identification of each animal shall be by an ear tattoo or official metal or plastic tag. A microchip ID is acceptable if the owner provides the reader.

Ear tattoos may be used when a registration certificate, listing the tattoo number, accompanies the animal.

When using ear tags, the tag must indicate the premises ID and state of origin. The tag number must be assigned by a state or APHIS representative and recorded in the Scrapie Record Database.

### Market Lambs

All market lambs must be slick shorn (show ring ready) before weigh-in so that show lamb fungus can be identified.

### **Illinois Sheep**

1. Sheep originating from a flock that has previously been classified as either an infected or source flock can be exhibited in Illinois upon the completion of an approved flock plan.
2. For any animal born after 1/1/2002, the CVI must include the flock of birth and the flock of origin, if different.

### **Out-of-State Sheep**

All out-of-state sheep are to be accompanied by an entry permit. Entry permit numbers are available by calling the Illinois Department of Agriculture, Monday through Friday from 8:00 AM to 4:30 PM, at 217/782-4944. Permits may also be obtained online at:

<http://www.agr.state.il.us/AnimalHW/animalregistry/login.php>

1. Sheep originating from a flock that has previously been classified as either an infected or source flock can be exhibited in Illinois upon the completion of an approved flock plan.
2. For any animal born after 1/1/2002, the CVI must include the flock of birth and the flock of origin, if different.

## **GOATS**

### **Identification**

Individual identification of each animal shall be by an ear tattoo or official metal or plastic tag. A microchip ID is acceptable if the owner provides the reader.

Tattoos may be used when a registration certificate, listing the tattoo number, accompanies the animal.

When using ear tags, the tag must indicate the premises ID and state of origin. The tag number must be assigned by a state or APHIS representative and recorded in the Scrapie Record Database.

Ears should be used for tattooing when possible. If there is no space in the ear, the flank or tail fold may be used.

### **Illinois Goats**

1. Goats originating from a herd that has previously been classified as either an infected or source herd can be exhibited in Illinois upon the completion of an approved herd plan.
2. For any animal born after 1/1/2002, the CVI must include the flock of birth and the flock of origin, if different.

### **Out-of-State Goats**

All out-of-state goats are to be accompanied by an entry permit. Entry permit numbers are available by calling the Illinois Department of Agriculture, Monday through Friday from 8:00 AM to 4:30 PM, at

217/782-4944. Permits may also be obtained online

at: <http://www.agr.state.il.us/AnimalHW/animalregistry/login.php>

1. Goats originating from a herd that has previously been classified as either an infected or source herd can be exhibited in Illinois upon the completion of an approved herd plan.
2. Tuberculosis- Goats from areas or states that are not Accredited Bovine Tuberculosis Free, must be accompanied by a CVI indicating that the goats originated from a herd where a complete negative herd test has been conducted within the past twelve (12) months and the individual animals are negative to a tuberculin test conducted within thirty (30) days prior to entry. For any animal born after 1/1/2002, the CVI must include the flock of birth and the flock of origin, if different.

## **HORSES, PONIES, MULES AND OTHER EQUIDAE**

### **Illinois Equine**

1. All horses and other equidae, twelve (12) months of age and older attending an advertised equine event, shall be accompanied by a negative test for equine infectious anemia (EIA) conducted within the last twelve (12) months. A copy of this test shall accompany the animal.
2. AGID (Coggins) or ELISA tests are accepted.
3. An advertised equine event means a show, rodeo, sale, auction, exhibition, trail ride, or horse fair that is posted or media promoted.
4. A CVI is not required for Illinois equine.

### **Out-of-State Equine**

All out-of-state equine are to be accompanied by an entry permit. Entry permit numbers are available by calling the Illinois Department of Agriculture, Monday through Friday from 8:00 AM to 4:30 PM, at 217/782-4944. Permits may also be obtained online at:

<http://www.agr.state.il.us/AnimalHW/animalregistry/login.php>

1. All horses and other equidae entering Illinois that are twelve (12) months of age or older, shall be accompanied by a negative test for equine infectious anemia (EIA) conducted within the last twelve (12) months. A copy of this test shall accompany the animal.
2. AGID (Coggins) or ELISA tests are accepted.
3. All horses and other equidae shall be accompanied by a CVI issued within thirty (30) days prior to entry.

## POULTRY

1. All entries (except waterfowl, i.e. domesticated fowl that normally swim, such as ducks and geese) in a show or exhibition shall have originated from a U.S. Pullorum-Typhoid Clean or equivalent hatchery or flock OR have a negative pullorum-typhoid test within 90 days prior to exhibition. Exhibitor shall show proper information as to name and address of owner or exhibitor, name and address of the authorized testing agent, date of the testing and the number, breed, and species of those tested.
2. Prior to being used to transport poultry to a show, all crates, boxes, containers and vehicles shall be thoroughly cleaned and disinfected.
3. Any poultry vaccinations must be performed at least 4 weeks prior to delivery to the show.
4. Upon admission to a show, all entries shall be examined by the official county fair veterinarian or qualified state personnel who shall also receive and examine all certificates necessary for admission of birds to a show. Birds not in show condition will be excused from exhibition and removed from the premises. Any fowl showing signs of illness during the fair will be removed from the exhibition grounds.
5. All out-of-state turkeys must originate from flocks that are officially classified as U.S. Mycoplasma Gallisepticum Clean in accordance with the provisions of the National Poultry Improvement Plan or be negative to a test for Mycoplasma gallisepticum within 30 days prior to entry.
6. A permit is also required for out-of-state poultry. A permit may be obtained by calling (217) 782-4944.

**Please note: These poultry exhibition requirements do not apply to 4-H and FFA 1-day poultry shows where the entries are taken to the show and returned home the same day. However, a permit is required for out-of-state poultry.**

## CERVIDAE

## **(Deer, Elk, Reindeer, Caribou, Moose, Red Deer and other Related Species)**

### **Identification**

All animals shall be individually identified with an approved tag, microchip or tattoo. Elk are required to have two official/approved unique identifiers.

### **Illinois Cervidae**

#### **Chronic Wasting Disease**

For cervidae changing ownership or moving within the State, the owner must obtain a permit issued by the Department prior to movement and the cervid must originate from a herd that is enrolled in the Certified Monitored Chronic Wasting Disease (CWD) Program or the Contained Monitored Chronic Wasting Disease Program. The permit shall be obtained no more than 72 hours in advance of the movement of the cervids by providing the following information:

- A) Name and complete mailing address of person exhibiting the cervids;
- B) Certified Monitored Chronic Wasting Disease or Contained Monitored Chronic Wasting Disease Herd number;
- C) Name and complete mailing address of location where the animals will be exhibited;
- D) Number of animals and unique identification of the animals.

### **Tuberculosis**

Illinois is an Accredited Tuberculosis-Free State. Tuberculin test is not required for Illinois cervidae.

### **Out-of-State Cervidae**

#### **Chronic Wasting Disease**

1. All cervidae entering Illinois must be in compliance with the Illinois Wildlife Code [520 ILCS 5]. For more information, contact the Illinois Department of Natural Resources at 217/782-6384.
2. All cervidae entering Illinois must be accompanied by a permit from the Department and a Certificate of Veterinary Inspection that:

- a. has been issued by an accredited veterinarian of the state of origin or a veterinarian in the employ of the United States Department of Agriculture;
  - b. is approved by the Animal Health Official of the state of origin;
  - c. shows that the cervidae are free from visible evidence of any contagious, infectious or communicable disease or exposure thereto, do not originate from a CWD endemic area (any county and surrounding counties where CWD has been diagnosed in the past five years);
  - d. shows that the cervidae are not originating from a herd under quarantine for any contagious, infectious or communicable disease;
  - e. shows that the animals originate from a herd that has been monitored for at least 5 years under a state-approved CWD certification program.
3. A permit number can be obtained by calling (217) 782-4944. Applicant for permit shall furnish the following information to the Department:
- a. Name and post office mailing address of Illinois destination;
  - b. Name and post office mailing address of the consignor and/or source herds;
  - c. Name and post office mailing address of the herd veterinarian;
  - d. Number and unique identification of cervidae in shipment.

### **Brucellosis**

Cervidae six (6) months of age and older must have a negative brucellosis card or PCFIA test within sixty (60) days prior to entry.

### **Tuberculosis**

#### 1. Accredited Tuberculosis Free States

All cervidae twelve (12) months of age and over shall be negative to two (2) single cervical test for bovine TB no less than ninety (90) days apart with the second test conducted within ninety (90) days prior to entry. These animals shall be isolated from all other members of the herd during the testing period unless they originate from an accredited, qualified or monitored herd.

A. Cervidae from an accredited herd may be moved into Illinois without further TB testing provided that a certificate stating that such cervids originated from an accredited herd accompanies them.

B. Cervidae originating from qualified or monitored herds may enter with a negative test within ninety (90) days prior to entry and a certificate stating that the animals originate from a monitored herd.

#### 2. Non-Accredited Tuberculosis Free Areas or States (Not TB Free)

A. All cervidae shall originate from a herd where a complete herd test was conducted within

the past year.

- B. The individual animals entering Illinois must be negative to two (2) additional tuberculin tests conducted within 180 and 30 days prior to entry or exhibition.

## **RATITES**

**(Ostriches, Emus, Rheas, Cassowaries and Kiwis)**

### **Illinois Ratites**

There are no requirements governing the movement of ratites within Illinois.

### **Out-of-State Ratites**

1. Must be accompanied by a CVI and permit number. Entry permits are available by calling the Illinois Department of Agriculture, Monday through Friday from 8:00 AM to 4:30 PM, at 217/782-4944.
2. Individually identified by leg band or microchip.
3. Negative test for Avian Influenza within 10 days prior to entry.

## **PIGEONS**

There are no requirements governing the movements of pigeons within or into Illinois.

## **RABBITS**

There are no requirements governing the movements of rabbits within or into Illinois.

## **LLAMAS**

There are no requirements governing the movement of llamas within Illinois. A permit and health certificate is required for out-of-state llamas. Entry permit numbers are available by calling the Illinois Department of Agriculture, Monday through Friday from 8:00 AM to 4:30 PM, at (217) 782-4944.

Permits may also be obtained online at:


<http://www.agr.state.il.us/AnimalHW/animalregistry/login.php>

County: <https://www2.illinois.gov/sites/agr/Animals/AnimalHealth/Documents/2022%20County%20Fair%20Exhibition%20Health%20Requirements.pdf>

State: <https://www2.illinois.gov/sites/agr/Animals/AnimalHealth/Documents/2022%20Illinois%20State%20Fair%20Health%20Requirements.pdf>




Christian County 4-H  
show book



Olive Ryan  
Lads and Lassies

2022



Brant Hedden  
Edinburg Warriors

