



REMINDER:

In order to exhibit at the 2021 4-H shows, members must be enrolled by April 15, 2021. Any project changes or additions must also be made by this deadline.

If registration is not submitted on time, the 4-H member will not be allowed to exhibit at the 2021 Jersey County 4-H Shows.

ALL (except for Public Speaking) 4-H show registration must be submitted in Fair Entry by Wednesday, June 1, 2021.

Table of Contents

Show Schedule	3	Nature: Fishing and Wildlife	46
Show Requirements	4	Photography	49
At-Home Exhibit/Request	5	Plants and Soils	48
General Fair Information	8	Poultry	49
		Rabbits	50
Aerospace	9	Robotics	51
Beef	10	Sheep	53
Bicycle	11	Shooting Sports	53
Cat	11	Small Engines	54
Child Development	12	Small Pets	56
Civic Engagement	12	Swine	56
Clothing and Textiles	13	Technologies	57
Cloverbuds	17	Theatre Arts	58
College and Career Readiness	17	Tractor	59
Communications	18	Veterinary Science	60
Computer Science	20	Video/Filmmaking	61
Consumer Education	21	Visual Arts	62
Crops	22	Weather	66
Dairy Cattle	23	Welding	67
Dogs	24	Woodworking	67
Drones	26		
Electricity	26	YQCA	68
Entomology General	27	QAEC	68
Entomology Beekeeping	28	General Information and	
Esports	29	4-H Show Rules	69
Exploratory	29	Livestock Show Req.	71
Family Heritage	29	Livestock Auction Rules	73
Foods and Nutrition	30	Livestock Health Req.	75
Forestry	34		
Geology	35	Show Book Cover Contest	
Goats	35	Honorable Mentions	83
Health	35		
Horse	36		
Horticulture: Floriculture	39		
Horticulture: Vegetable Gardening	40		
Intercultural	41		
Interior Design	42		
Leadership	43		
Maker	45		
Nature: Natural Resources and			
Outdoor Adventures	45		

2021 Jersey County 4-H Shows

ALL DATES ARE TENTATIVE AND SUBJECT TO CHANGE

Public Speaking Contest

April 29 – 6 p.m. – Jersey County Extension Office

Schedule to follow

Unit 18 Horse Show

June 12 – 9 a.m. – Gillespie Lake Horse Arena

Cat and Dog Show

July 9 – 6 p.m. – Ag Pavilion, Jersey County Fairgrounds

Rabbit Show

July 10 – 8 a.m. – Show Arena, Jersey County Fairgrounds

Poultry Show

July 10 – 10 a.m. – Show Arena, Jersey County Fairgrounds

General Projects Show

July 10 – 4 p.m. – Exhibit Building, Jersey County Fairgrounds

Members will exhibit by club. Schedule to follow.

Livestock Weigh-In

July 11 – 1 p.m. – Show Arena, Jersey County Fairgrounds

Master Showmanship

July 11 – 5 p.m. – Show Arena, Jersey County Fairgrounds

Swine Show

July 12 – 8 a.m. – Show Arena, Jersey County Fairgrounds

Sheep Show

July 12 – Immediately Following Swine Show – Show Arena, Jersey County Fairgrounds

Goat Show

July 12 – Immediately Following Sheep Show – Show Arena, Jersey County Fairgrounds

Beef Show

July 12 – 12:30 p.m. – Show Arena, Jersey County Fairgrounds

Livestock Auction

July 12 – 7 p.m. – Show Arena, Jersey County Fairgrounds

*****IMPORTANT NOTICE*****

4-H staff are committed to providing both safe and high-quality in-person exhibit opportunities for the 2021 4-H show season. In order to provide these experiences, many policies and rules will be changed and/or adapted from previous years.

All 4-H show participants, volunteers, family members, and spectators will be expected to follow all rules included below, as well as guidance given by 4-H staff and postage signage on the day of the event. Illinois 4-H reserves the right to adjust or cancel events in the case of identified risk, such as changes in local COVID conditions or known instances of non-compliance with safety guidelines.

The opportunity for face-to-face judging for Jersey County will require that all participants, spectators, volunteers, and families adhere to Illinois 4-H event guidelines. We are counting on our 4-H members, their families, and our staff and volunteers to do their part to help make our upcoming events as safe as possible. By working together, we hope to return to face-to-face judging, but it only works if we are all equally committed to following essential COVID-19 mitigation strategies.

REQUIREMENTS FOR ALL IN-PERSON 4-H SHOWS & EVENTS:

The following COVID-19 social distancing and safety practices reflect requirements of the Illinois Department of Public Health and University of Illinois event guidelines. These mitigation protocols also may be modified to reflect any requirements of the local public health department based on local conditions at the time of the event.

1. Properly worn face coverings are REQUIRED for all youth, parents, volunteers, staff, and spectators while participating in or attending a 4-H sponsored show.
2. Everyone in attendance will practice social distancing during the event(s), including maintaining six feet of separation (both indoors and outdoors) from those who are not in their households. Building and/or spectator capacity may be limited based on current public health department guidelines.
3. Handwashing and/or sanitizing stations will be provided throughout the building/grounds.
4. Anyone who has experienced COVID-19 symptoms within the previous seven (7) days **OR** is currently on quarantine is asked to stay home. COVID-19 symptoms include fever, cough, loss of taste or smell, or shortness of breath/difficulty breathing.

At-Home Exhibit Accommodation

Accommodations will be offered to any 4-H member/family who cannot or does not want to participate in the in-person exhibit opportunity. These accommodations will only be allowed for those members who request the option by the appropriate deadline – NO EXCEPTIONS.

1. 4-H members are eligible to show their projects at their respective county show if they complete an At-Home Exhibit Request form and return it to their Extension Office **no later than April 15th, 2021.**
2. All at-home projects will follow all project and exhibit guidelines outlined in the show book.
3. 4-H members will be responsible for dropping off and picking up their exhibits at the proper time and location for judging.
4. 4-H staff and volunteers are not responsible for any lost, stolen, or damaged items on any exhibit.
5. At-home exhibits will be judged with and against in-person projects in their same class.
6. At-home projects will be eligible for premiums and class ribbons (blue, red, white). State fair and champion/best of show awards will only be given to those members who participate in a Zoom meeting with their judge on the day of the show. *See Zoom Judging below for more details.*

PROJECT DROP-OFF

- ✓ Completed projects and any supporting documents must be dropped off **NO LATER THAN one day prior** to the scheduled judging day/time.
- ✓ Projects should be dropped off at the local Extension Office during normal business hours:
 - Jersey County – 201 W. Exchange, Jerseyville, IL
Tuesday & Wednesday, 8:00 am – 12:00 pm, 1:00 – 4:00 pm
Thursday, 8:00 am – 12:00 pm
- ✓ Projects should include the following:
 - Completed project (following all exhibit requirements)
 - Completed project narrative (*at least one page, not required if participating in a Zoom meeting*)
 - Exhibit Tag (securely attached to project) that includes the following:
 - 4-H Member Name
 - 4-H Age (as of 9/1/2020)
 - Club

- Project/Exhibit Division & Class (i.e. Photography – Photo Editing)
- ✓ All projects should be completely assembled and ready for judging/viewing. Instructions for final assembly and/or a final photo should be included, if necessary, to help project assistants present your project correctly to the judges.

ZOOM PROJECT JUDGING

At-home members will have the option to attend a zoom meeting with their judge to discuss their project and receive live feedback. This option is not a requirement for our at-home exhibit, but we know this feedback is often the most valuable part of the judging experience.

- ✓ Members MUST indicate their intent to zoom with their judge on their at-home request form.
- ✓ Members will be responsible for securing the necessary technology (laptop/tablet, stable internet connection, etc.) to support a 10-15 minute Zoom meeting with both audio and video.
- ✓ Only members who take part in a Zoom meeting with their judge will be eligible for promotion to state fair or champion/best of show awards.
- ✓ If participating in a Zoom meeting with the judge, members are not required to complete a project narrative report.
- ✓ Zoom judging times will be scheduled by 4-H staff and will not be rescheduled. Accommodations will only be given for emergency circumstances and at the discretion of 4-H staff.

PROJECT PICK-UP

After judging is complete, some projects may stay on display at the fairgrounds. Watch for further communication regarding when and where to pick up projects.

It is the responsibility of the 4-H member to pick up their projects in a timely manner. Any projects not picked up within two weeks will be discarded, recycled, or donated (if possible).

Quarantined Members & Exhibits

All 4-H members who become sick or are under quarantine during their scheduled show(s) will follow the rules outlined below:

- ✓ PLEASE DO NOT ATTEND THE IN-PERSON SHOW. Members must contact the Extension Office as soon as possible – no later than the day before the show, if possible – to make arrangements.
 - Jersey County 618- 498-2913



AT-HOME EXHIBIT REQUEST

FOR OFFICE USE
ONLY:
Received:

Return to Extension Office no later than Thursday, April 15th, 2021

THIS IS NOT AN ENTRY FORM! All exhibits will still be entered using the online Fair Entry system

Member Name: _____ 4-H Age (as of 9/1/2020): _____

Club: _____ Phone: (____) ____ - _____

I have read and agree to the special accommodations to exhibit my 4-H projects at-home. I will exhibit the following projects at-home during the 2021 4-H shows:

Project Area/Division	Exhibit Class	Want Zoom Judging Option?	
<i>Example: Photography</i>	<i>Photo Editing</i>	<input checked="" type="radio"/> YES	NO
_____	_____	YES	NO
_____	_____	YES	NO
_____	_____	YES	NO
_____	_____	YES	NO
_____	_____	YES	NO
_____	_____	YES	NO

Signature

DATE: _____

General Fair Information

1. Project Exhibit Requirements

- a. **Parental Help-** is sometimes needed with the 4-H project, but be reminded that the majority of the work must be done by the 4-H member. Also, 4-H members are on his/her honor to show a project completed in the last 4-H year (9/01/20 to the present). Refurbished projects from past years will not be accepted.
- b. **Exhibit Rules-** Specific rules for each project are listed in the Show Book. In most cases, the exhibit listed is one of several activities taken from your project manual. Be certain to follow the rules listed in this handbook EXACTLY, even if they differ from your project manual. 4-H Show exhibits which do not meet these guidebook rules will not be eligible to receive an "A" rating.
- c. **Number of Entries-** Exhibitors will be allowed two entries per class, but premiums are only earned on one entry--- limit of 4 highest premiums per 4-H member. To receive premium money, a 4-H member must be enrolled in the project exhibited; otherwise, no premium money will be given. Cloverbud members are not eligible to receive premium money.
- d. **Size-** Table displays are limited to no more than 2' wide x 15 inches deep. There is no restriction on the height of displays, but exhibits over 4' tall must sit on the floor. Maximum poster size is 22"x30". This rule will be strictly enforced.

2. What to Expect at the General Show- Be sure you have read the rules and requirements for General show and for your project. You will find these in this book.

- a. **Questions-** What gave you the most problems? If something failed, be honest. Who helped you with your project? How did you make this? Or how did you care for this? What kinds of equipment did you use? How would you change what you've done? Do you plan to take this project again? If yes, what will you do?
- b. **Parents-** are not allowed to assist the 4-H member at any time during the conference judging. Only superintendents will be allowed in the judging areas along with the 4-H member being judged. The judge's decision is final unless it has been determined that an exhibitor has not followed the guidelines or rules for that exhibit class.
- c. **Awards-** Projects in non-livestock classes will be scored against a score sheet which is available to the 4-H member. We strive to see everyone receives their scores sheets following conference judging. Based on that score, each exhibit will receive a blue, red or white ribbon. Projects earning a blue ribbon "met the standards" in most categories of the score sheet. Projects "needing some improvement" will receive a red ribbon, and projects "needing much improvement" will receive a white ribbon.
- d. **Grievances-** The judge's decision is final. However, a written protest may be filed to the Extension Staff. They, in addition to the show superintendents, will review the complaint.
- e. **Premiums-** in the past Jersey County has been provided Ag Premium money through the Illinois Department of Agriculture however, some years due to State of Illinois budget constraints this may not be possible. This means there may not be premium money at the county and/or state level.
- f. **Illinois State Fair-** Projects selected for State Fair at the Jersey County 4-H Show will be taken to the State Fair by the 4-H member and parent for conference judging. It will be the responsibility of the 4-H member to see that he/she has completed all requirements, paperwork, and met deadlines. If you are unsure what to do, do not hesitate to call the Extension office or e- mail.

DISCLAIMER

"The Department of Agriculture shall use its best efforts to secure sufficient appropriations to fund premiums. In any year for which the General Assembly of the State of Illinois fails to make an appropriation sufficient to pay such premiums, premium amounts may not be accurately reflected in this Premium Book.

Tax Implications for Prizes, Gifts or Awards

Program Participants (including minors) will be required to provide their social security number or foreign national tax ID number prior to receiving a prize, gift or award to ensure proper IRS reporting as required by law. This sensitive information is kept confidential and handled through security protected software (PEAR). Participants will not be eligible for prize, gift or award if social security or foreign national tax ID information is not provided.

AEROSPACE

Each county may send 2 entries total from 50130, 50131; and 1 entry from 50133.

Aerospace 2 Model Rocketry (SF 50130)

Exhibit one model rocket assembled or made by the member. The exhibit will be a static display. The model rocket should be in good flying condition. DO NOT include the rocket engine with your exhibit. The rocket will not be launched. Attach the printed directions for construction of the rocket if any were used.

Aerospace 2 Aerospace Display (SF 50131)

Prepare a display related to the aerospace project that does not fit in the model rocketry class. The exhibit may include, but isn't limited to, original works, objects, demonstrations, digital presentations, programs, websites, games, apps, performances, or posters that you have made. Choose whatever method best shows what you've learned. You must furnish any equipment you need for your exhibit. Internet service will not be provided for the exhibit. All exhibits must include something visual, such as a printed copy of a digital presentation, which will remain on display during the exhibition. Electronic equipment will only be used during your personal judging time and will not remain on display during the entire exhibit period.

Aerospace 3 Model Rocketry (SF 50130)

Exhibit one model rocket assembled or made by the member. The exhibit will be a static display. The model rocket should be in good flying condition. DO NOT include the rocket engine with your exhibit. The rocket will not be launched. Attach the printed directions for construction of the rocket if any were used.

Aerospace 3 Aerospace Display (SF 50131)

Prepare a display related to the aerospace project that does not fit in the model rocketry class. The exhibit may include, but isn't limited to, original works, objects, demonstrations, digital presentations, programs, websites, games, apps, performances, or posters that you have made. Choose whatever method best shows what you've learned. You must furnish any equipment you need for your exhibit. Internet service will not be provided for the exhibit. All exhibits must include something visual, such as a printed copy of a digital presentation, which will remain on display during the exhibition. Electronic equipment will only be used during your personal judging time and will not remain on display during the entire exhibit period.

Aerospace 4 Model Rocketry (SF 50130)

Exhibit one model rocket assembled or made by the member. The exhibit will be a static display. The model rocket should be in good flying condition. DO NOT include the rocket engine with your exhibit. The rocket will not be launched. Attach the printed directions for construction of the rocket if any were used.

Aerospace 4 Aerospace Display (SF 50131)

Prepare a display related to the aerospace project that does not fit in the model rocketry class. The exhibit may include, but isn't limited to, original works, objects, demonstrations, digital presentations, programs, websites, games, apps, performances, or posters that you have made. Choose whatever method best shows what you've learned. You must furnish any equipment you need for your exhibit. Internet service will not be provided for the exhibit. All exhibits must include something visual, such as a printed copy of a digital presentation, which will remain on display during the exhibition. Electronic equipment will only be used during your personal judging time and will not remain on display during the entire exhibit period.

Aerospace Ready4Life Challenge (SF 50133)

Open to 11- to 18-year-olds enrolled in any Aerospace project.

Exhibits in this category must include the following: a) a physical representation of the career or business product such as a model, prototype or display/portfolio that includes images of accomplished work; b) verbal or written explanations that

demonstrate knowledge of the related career or business fields, potential careers, and the appropriate requirements for achievement in those fields. The judging criteria for this class values thoroughness of career and/or business exploration and pursuit above the workmanship of the physical specimen on display.

BEEF

Includes members enrolled in Beef

When entering breeding stock or market steers in the 4-H show, please note with the following letters which breed you will be showing – Angus (A), Hereford (B), Shorthorn (C), Simmental (D), and All Other Breeds and Crossbreeds (E). (Example: If entering a Shorthorn Jr. Calf, the entry would be Class #002C).

Class 001 Junior Calf – bull, calved after Jan. 1 of current year

Class 002 Junior Heifer Calf - calved after Jan. 1 of current year

Class 003 Winter Heifer Calf – calved Nov. 1 to Dec. 31 of previous year

Class 004 Senior Heifer Calf – calved Sept. 1 – Oct. 31 of previous year

Class 005 Summer Yearling Heifer - calved July 1 – Aug. 31 of previous year

Class 006 Late Spring Yearling Heifer - born May 1 – June 30, of previous year

Class 007 Early Spring Yearling Heifer - calved March 1 to April 30 of previous year

Class 008 Early Junior Yearling Heifer - born Jan 1 – Feb 28, of the previous year

Class 009 Senior Yearling Heifer - born Sept 1–Dec 31, two years previous to show

Class 010 Market Beef - born on or after Jan. 1 of the previous year. Owned and personally cared for by exhibitor since—February 1, 2021.

Members may exhibit a poster or display instead of showing an animal (but not both). Displays/posters to be exhibited at the General Show in the Animal Science project area.

Beef Animal Science (SF 50135)

Prepare a display focusing on any activity related to the beef project. Demonstrate the skills and knowledge you have gained through the animal project you studied. The exhibit may include, but isn't limited to, original works, objects, demonstrations, digital presentations, programs, websites, games, apps, performances, or posters which you have made. Choose whatever method best shows what you've learned. You must furnish any equipment you need for your exhibit. Internet service will not be provided for the exhibit. All exhibits must include something visual, such as a printed copy of a digital presentation, which will remain on display during the exhibition. Electronic equipment will only be used during your personal judging time and will not remain on display during the entire exhibit period. Live animals are not permitted as exhibits in this area. For safety reasons, exhibits cannot include glass, syringes with needles, or any other sharp objects.

Animal Science Beef Ready4Life Challenge (SF 50137)

Open to 11- to 18-year-olds enrolled in any Beef project.

Exhibits in this category must include the following: a) a physical representation of the career or business product such as a model, prototype or display/portfolio that includes images of accomplished work; b) verbal or written explanations that demonstrate knowledge of the related career or business fields, potential careers, and the appropriate requirements for achievement in those fields. The judging criteria for this class values thoroughness of career and/or business exploration and pursuit above the workmanship of the physical specimen on display.

BICYCLE

(not eligible for state fair)

Bicycle 1

Exhibitors will draw three situations from a bag that relate to activities from Level 1 and discuss/explain all three with the judge. Situations may include: selecting bicycle safety equipment; demonstrate how to fit a helmet; identify bike parts and their function; selecting the right size bike; how to check bicycle tires, brakes and chains; recognizing traffic signs and their meaning; general discussion of bicycling hazards; and items to consider when planning a bike trip.

Bicycle 2

Exhibitors will draw three situations from a bag that relate to activities from Level 2 and discuss/explain all three with the judge. Situations may include: factors to consider when choosing a bike; comparing tire pressure, valve type and tread; steps in fixing a flat tire; steps to follow when cleaning, lubricating and replacing a bike chain; evaluating the braking system on a bicycle; factors to consider when mapping out a bike route; rules for smart bike riding; and planning a menu for an all-day bike ride.

Bicycle Ready4Life Challenge (not eligible for state fair)

Open to 11- to 18-year-olds enrolled in any Bicycle project.

Exhibits in this category must include the following: a) a physical representation of the career or business product such as a model, prototype or display/portfolio that includes images of accomplished work; b) verbal or written explanations that demonstrate knowledge of the related career or business fields, potential careers, and the appropriate requirements for achievement in those fields. The judging criteria for this class values thoroughness of career and/or business exploration and pursuit above the workmanship of the physical specimen on display.

CAT

Includes members enrolled in Cats

Class 070 Kitten — born on or after Jan 1 of current year. Judged based on condition of the animal and youth knowledge of the care it has received.

Class 071 Cat — born before Jan 1 of current year. Judged based on condition of the animal and youth knowledge of the care it has received.

Class 072 Costume Class – This class is for fun and will be judged on creativity and pet/owner bond.

Exhibitors with animals showing vicious behavior may be asked to leave by the superintendent or judge.

Members may exhibit a poster or display instead of showing an animal (but not both). Displays/posters to be exhibited at the General Show.

Cat Animal Science (SF 50135)

Prepare a display focusing on any activity related to the cat project. Demonstrate the skills and knowledge you have gained through the animal project you studied. The exhibit may include, but isn't limited to, original works, objects, demonstrations, digital presentations, programs, websites, games, apps, performances, or posters which you have made. Choose whatever method best shows what you've learned. You must furnish any equipment you need for your exhibit. Internet service will not be provided for the exhibit. All exhibits must include something visual, such as a printed copy of a digital presentation, which will remain on display during the exhibition. Electronic equipment will only be used during your personal judging time and will not remain on display during the entire exhibit period. Live animals are not permitted as exhibits in this area. For safety reasons, exhibits cannot include glass, syringes with needles or any other sharp objects.

Animal Science Cat Ready4Life Challenge (SF 50137)

Open to 11- to 18-year-olds enrolled in any Cat project.

Exhibits in this category must include the following: a) a physical representation of the career or business product such as a model, prototype or display/portfolio that includes images of accomplished work; b) verbal or written explanations that demonstrate knowledge of the related career or business fields, potential careers, and the appropriate requirements for achievement in those fields. The judging criteria for this class values thoroughness of career and/or business exploration and pursuit above the workmanship of the physical specimen on display.

CHILD DEVELOPMENT

Each county may submit 3 entries from 50141.

Child Development (SF 50141)

Prepare a display that demonstrates the skills and knowledge you have gained studying child development. Topics might include, but are not limited to, selecting age appropriate toys and activities, explaining child behavior, or recognizing child safety concerns. The exhibit may include, but isn't limited to, original works, objects, demonstrations, digital presentations, programs, websites, games, apps, performances, or posters which you have made. Choose whatever method best shows what you've learned. You must furnish any equipment you need for your exhibit. Internet service will not be provided for the exhibit. All exhibits must include something visual, such as a printed copy of a digital presentation, which will remain on display during the exhibition. Electronic equipment will only be used during your personal judging time and will not remain on display during the entire exhibit period. For safety reasons, exhibits cannot include glass, syringes with needles or any other sharp objects.

Child Development Ready4Life Challenge (SF 50142)

Open to 11- to 18-year-olds enrolled in the Child Development project

Exhibits in this category must include the following: a) a physical representation of the career or business product such as a model, prototype or display/portfolio that includes images of accomplished work; b) verbal or written explanations that demonstrate knowledge of the related career or business fields, potential careers, and the appropriate requirements for achievement in those fields. The judging criteria for this class values thoroughness of career and/or business exploration and pursuit above the workmanship of the physical specimen on display.

CIVIC ENGAGEMENT

Each county may submit 2 entries total from classes 50145, 50146, 50147; and 1 entry from 50149. **Due to space restrictions, exhibits are limited to 2' 6" wide and 15" deep.**

Civic Engagement 1 (SF 50145)

Exhibit a display illustrating one of the following options: 1) personal information about yourself – who you are, things you like to do, things you are good at, your favorites; 2) your feelings and how you handle these feelings; 3) your family, their responsibilities, how you work together; **OR** 4) the Family Pedigree that may include family group pages. **Due to space restrictions, exhibits are limited to 2' 6" wide and 15" deep.**

Civic Engagement 2 (SF 50146)

Exhibit a display illustrating one of the following options: 1) your neighborhood; 2) how you were a good neighbor or led a service project for your community; **OR** 3) a Citizenship Challenge that you helped organize and lead (see the project book for details). **Due to space restrictions, exhibits are limited to 2' 6" wide and 15" deep.**

Civic Engagement 3 (SF 50147)

Exhibit a display illustrating one of the activities that you completed within your project as it relates to one of the following categories in the manual: 1) Government; 2) Business and Industry; 3) Transportation, Communication & Utilities; 4) Culture & Heritage; 5) Natural Resources & Environment; 6) Education; 7) Organizations within your community; 8) Tourism; **OR** 9) Support Systems within your community. **Due to space restrictions, exhibits are limited to 2' 6" wide and 15" deep.**

Civic Engagement Ready4Life Challenge (SF 50149)**Open to 11- to 18-year-olds enrolled in any Citizenship project.**

Exhibits in this category must include the following: a) a physical representation of the career or business product such as a model, prototype or display/portfolio that includes images of accomplished work; b) verbal or written explanations that demonstrate knowledge of the related career or business fields, potential careers, and the appropriate requirements for achievement in those fields. The judging criteria for this class values thoroughness of career and/or business exploration and pursuit above the workmanship of the physical specimen on display.

Service Learning 1 (not eligible for state fair)

Exhibit a binder portfolio to reflect what the exhibitor accomplished in the four steps of service learning. If exhibitor has been enrolled in project for multiple years, the binder portfolio should include previous years' work. Use of page protectors is recommended.

Service Learning 2 (not eligible for state fair)

Exhibit a binder portfolio to reflect what the exhibitor accomplished in the four steps of service learning. If the exhibitor has been enrolled in the project for multiple years (including Service Learning 1), the binder portfolio should include the previous years' work. Use of page protectors is recommended.

Service Learning 3 (not eligible for state fair)

Exhibit a binder portfolio to reflect what the exhibitor accomplished in the four steps of service learning. If the exhibitor has been enrolled in the project for multiple years (including Service Learning 1 & 2), the binder portfolio should include the previous years' work. Use of page protectors is recommended.

CLOTHING & TEXTILES

Each county may submit 3 STEAM entries total from 50151 a-c, 50152 a-c, 50153 a-c; 2 shopping entries from 50154, 50155, 50156; and 1 Ready4Life entry from 50157.

All exhibits entered in the clothing and textiles area will be judged based on their construction and fit (if applicable). Exhibitors bringing garments should not wear their garments when they arrive for judging as the garment will be reviewed by the judges for construction first. Exhibitors will be asked to change into the garment as the second step of the judging process. If the garment was constructed for another individual, that individual must be present to wear the garment for the judge. (Only the exhibitor who made the garment is eligible for ribbon and premium.) Construction and appearance will both be considered during judging. If a pattern was used to make the item, the pattern instructions, either written or electronic, are to be included with the exhibit. Exhibit tags should be attached to the garment, not to the hanger.

Members wishing to exhibit knitted items should enroll in Visual Arts Fiber (if original) or Heritage Arts (if made from a pattern). Members who enroll in Clothing & Textiles with the intent of pursuing quilting can exhibit in the non-clothing exhibit category in STEAM Clothing 1—FUNDamentals. Quilts exhibited in the Clothing & Textiles area will be judged using a rubric that evaluates the sewing skills and construction of the item. All work on the quilt **MUST** be completed by the 4-H member. You cannot exhibit a quilt that was quilted by someone else. Quilts can be hand **OR** machine quilted as long as **ALL** work is completed by the exhibitor.

CLOTHING: STEAM

STEAM Clothing 1 – FUNDamentals (SF 50151a, 50151b, 50151c)

Exhibit one of the following in either the Non-Sewn, Sewn Non-Clothing, or Sewn Clothing exhibit divisions:

Non-Sewn Exhibits (SF 50151a) Exhibit one of the following:

- Clothing Portfolio – Complete at least three different samples/activities from Chapter 2 and/or Chapter 3 of the project manual. Examples of samples you might include: How Two Magically Become One, pages 85-86; No Fear of Fray, pages 93-95; Two Sides of the Moon, pages 97-99; On the Flip Side, pages 101-104; Basic Hand Sewing Skills, pages 106-108. The Portfolio should be placed in an 8 ½" x 11", 3 ring binder. Include an appropriate cover, dividers, and table of contents. NOTE – additional pages can be added each year but must be dated with the year. See pages 9-10 of the project manual for portfolio formatting.
- Fabric Textile Scrapbook – Must include at least 5 different textile samples. Use Textile Information Cards template on page 41 in the project manual to identify fabric swatches. Completed textile cards should be placed in an 8 ½" x 11", 3-ring binder. Include an appropriate cover. See project manual, pages 42-74, for fabric options and fabric science experiments.
- What's the Difference - What's the Price Point – Exhibit may include a notebook, poster, small display sharing a project comparison and price point. See activity, pages 118-120. Exhibit should include PHOTOS; NO actual PILLOWS.

Beginning Sewing Exhibits – exhibits in this class must be made from medium weight woven fabrics that will sew and press smoothly, flannel/fleece is acceptable. Solid color fabrics or those having an overall print are acceptable. NO PLAIDS, STRIPES, NAPPED or JERSEY KNIT. Patterns should be simple WITHOUT DARTS, SET-IN SLEEVES, and COLLARS. Raglan and loose flowing sleeves are acceptable.

Sewn Non-Clothing Exhibits (SF 50151b) Exhibit one of the following:

- Pillowcase
- Simple Pillow – no larger than 18" x 18"
- Bag/Purse – no zippers or button holes
- Other non-clothing item using skills learned in project manual

Sewn Clothing Exhibits (SF 50151c) Exhibit one of the following:

- Simple top
- Simple pants, shorts, or skirt – no zipper or button holes
- Simple Dress – no zipper or button holes
- Other – other wearable item using skills learned in project manual (apron, vest, etc.)

STEAM Clothing 2 – Simply Sewing (SF 50152a, 50152b, 50152c)

Exhibit one of the following in either the Non-Sewn, Sewn Non-Clothing, or Sewn Clothing exhibit divisions:

Non-Sewn Exhibits (SF 50152a) Exhibit one of the following:

- Clothing Portfolio – Complete at least four different samples/activities from Chapters 2, 3 AND/OR 4 of the project manual. The Portfolio should be placed in an 8 ½" x 11", 3 ring binder. Include an appropriate cover, dividers, and table of contents. NOTE – this can be a continuation of a Portfolio created in STEAM Clothing 1. Additional pages can be added each year but must be dated with the year created. See project manual, pages 9-11, for portfolio formatting.
- Expanded Textile Science Scrapbook – Must include at least 10 different textile samples. Use Textile Information Cards template on page 39 in the project manual to identify fabric swatches. Completed textile cards should be

placed in an 8 ½" x 11", 3 ring binder. Include an appropriate cover. See project manual, pages 40-82, for fabric science experiments.

- Design Basics – Understanding Design Principles – Exhibit should include a learning experience that demonstrates the design principles and elements involved when selecting fabric for clothing and accessories. See project manual, pages 17-20, for design suggestions.
- Entrepreneurial Sewing – Exhibit should highlight items you made for sale online. Create an exhibit that displays products you made and posted online. Refer to the project manual, pages 161-167, for information on how to analyze the cost of similar purchased items to determine pricing of your products. The exhibit may be a notebook, poster or small display.

Sewn Non-Clothing Exhibits (SF 50152b) Exhibit one of the following:

- Recycled Clothing Accessory – Create a clothing accessory made from a used item. The item must be changed in some way in the redesign process. The finished accessory must reflect at least one skill learned in the project and exhibitor should be able to identify the skill used. A before picture and a description of the redesign process must accompany the exhibit. Clothing accessory may include: hat, bag, scarf, belt, etc.
- Non-clothing item OR Clothing Accessory – Create a clothing accessory using at least one skill learned in this project. Exhibitor should be able to identify the skill used.

Sewn Clothing Exhibits (SF 50152c) Exhibit one of the following:

- Recycled Clothing – Create a garment from used textile-based items. The original used item must be redesigned (not just embellished or decorated) in some way to create a new wearable piece of clothing. The finished garment must reflect at least one skill learned in this project and exhibitor should be able to identify the skill used. A before picture and a description of the redesign process must accompany the exhibit.
- Constructed garment – Any garment with facings or curves. Should use at least one skill learned in this project and exhibitor should be able to identify the skills used. Garment should be appropriate for the age and experience of the member.

STEAM Clothing 3 – A Stitch Further (SF 50153a, 50153b, 50153c)

Exhibit one of the following in either the Non-Sewn, Sewn Non-Clothing, or Sewn Clothing exhibit divisions:

Non-Sewn Exhibits (SF 50153a) Exhibit one of the following:

- Clothing Portfolio – Complete at least four different samples/activities from Chapters 2, 3 AND/OR 4 of the project manual. The Portfolio should be placed in an 8 ½" x 11", 3 ring binder. Include an appropriate cover, dividers, and table of contents. NOTE – this can be a continuation of a Portfolio created in STEAM Clothing 1 and/or STEAM Clothing 2. Additional pages can be added each year but must be dated with the year created. See project manual, pages 11-13, for portfolio formatting.
- Expanded Textile Science Scrapbook – Must include at least 10 different textile samples. Use Textile Information Cards template on page 29 in the project manual to identify fabric swatches. Completed textile cards should be placed in an 8 ½" x 11", 3 ring binder. Include an appropriate cover. See project manual, pages 39-52, for fabric science experiments.
- Advanced Entrepreneurial Sewing – Using knowledge gained in project manual, Chapter 5, display one sample product with a business plan that includes a business ID and logo. The exhibit may be a notebook, poster or small display.

Sewn Non-Clothing Exhibit (SF 50153b) Exhibit one of the following:

- Recycled Clothing Accessory – Create a clothing accessory made from a used item. The item must be changed in some way in the redesign process. The finished accessory must reflect at least one skill learned in the project and exhibitor should be able to identify the skill used. A before picture and a description of the redesign process must accompany the exhibit.
- Non-clothing item OR Clothing Accessory – Create a clothing accessory using at least one skill learned in this project. Exhibitor should be able to identify the skill used.

Sewn Clothing Exhibit (SF 50153c) Exhibit one of the following:

- Recycled Clothing – Create a garment from used textile-based items. The original used item must be redesigned (not just embellished or decorated) in some way to create a new wearable piece of clothing. The finished garment must reflect at least one skill learned in this project and exhibitor should be able to identify the skill used. A before picture and a description of the redesign process must accompany the exhibit.
- Constructed garment – Any garment constructed by the member which is appropriate for the age and experience of the exhibitor. Should use at least one skill learned in this project and exhibitor should be able to identify the skills used. Possible examples are wool garment, dress or jacket with set in sleeves and zipper or buttons and button holes, suit, evening gown or sport outfit.

CLOTHING: SHOPPING

Exhibit one of the following options that align with the Shopping in Style level. If a garment is part of the 4-H exhibit, exhibitors should put the garment on PRIOR to their judging time.

Shopping in Style: Members are encouraged to spend more than one year involved in this project so they have time to learn what clothing styles look best on them while they also gain skills in building a versatile wardrobe and staying within their budget. Each year enrolled in Shopping should build on the previous year's learning experience.

Shopping in Style (SF 50154)

Beginning – Choose one of the following activities from Unit 1 or Unit 2 of the project book:

- Exhibit should consist of a garment that reflects your personal style along with a poster or report that 1) explains how this garment reflects your style and how it influences what others think of you; **OR** 2) how your personal style either aligns or contradicts what is considered to be “in style” today. **OR**
- Exhibit should include a garment you purchased along with a poster or report that explains or illustrates how this garment is either 1) a modern version of a fad or fashion from an earlier decade; **OR** 2) how this garment reflects a different ethnic or cultural influence. Exhibit should include garment you purchased along with a poster or report that provides 1) a body shape discussion and how body shape influences clothing selections; **OR** 2) a color discussion that provides an overview of how different colors complement different hair colors and skin tones and how that influenced garment selection. Poster or report may include pictures from magazines, the internet or actual photos of garments. **OR**
- Exhibit should include garment you purchased along with a poster or report that 1) explains how this garment uses the principles of design lines to create an illusion to alter appearance; **OR** 2) explains how color and texture of fabrics can complement or enhance appearance. Poster or report may include pictures from magazines, the internet, or actual photos of garments.

Intermediate – Choose one of the following activities from Unit 3 or Unit 4 of the project book (SF 50155):

- Exhibit should include two clothing items that were previously a part of your wardrobe that still fit but you don't wear anymore and pair them with something new to make them wearable again. Also include a report that explains why the garment was not being worn and what you did to transform it into a wearable garment again. **OR**
- Exhibit should include at least five pieces of clothing that exhibitor can mix and match to create multiple outfits. Include a poster or report that includes a clothing inventory **AND** describes what you have learned by completing this activity. **OR**
- Exhibit should include garment you purchased along with a poster or report that 1) includes a wardrobe inventory which indicates why you selected the garment you did, clothing budget, and cost of garment; **OR** 2) explains how advertising influences clothing purchases, making a distinction between wants and needs; and how the purchase of this garment compliments and/or extends your wardrobe. **OR**
- Exhibit should include garment you purchased along with a poster or report that 1) describes a cost comparison of this item completed by the exhibitor when purchasing the garment; should include variety of shopping options and/or price tracking at stores over a period of time; **OR** 2) provides a quality comparison rating the specific clothing item purchased based on care, construction, cost and unique features; should include construction quality

details, design features that influenced selection, cost per wearing, and garment care.

Advanced – Choose one of the following activities from Unit 5 or Unit 6 of the project book (SF 50156):

- Exhibit should include garment you purchased along with a poster or report that summarizes care requirements not only for this garment but also for garments made of other natural and synthetic fibers; exhibit should also include a care cost analysis for garments of different fibers. **OR**
- Exhibit should include garment you purchased which you have repaired or altered along with a poster or report that provides a clothing inventory list which includes cost savings for repaired items as compared to purchasing replacement garments.
- Exhibit should include multiple garments you purchased along with a poster or report that provides plans and commentary for a fashion show that would capture the attention of an audience. Fashion show plans should identify target audience, include show venue, purpose of the show, and logistical plan for the fashion show. This should also include a financial plan. Exhibitor should be prepared to demonstrate modeling skills.

Sewing & Textiles Ready4Life Challenge (SF 50157)

Open to 11- to 18-year-olds enrolled in any Sewing & Textiles project.

Exhibits in this category must include the following: a) a physical representation of the career or business product such as a model, prototype or display/portfolio that includes images of accomplished work; b) verbal or written explanations that demonstrate knowledge of the related career or business fields, potential careers, and the appropriate requirements for achievement in those fields. The judging criteria for this class values thoroughness of career and/or business exploration and pursuit above the workmanship of the physical specimen on display.

CLOVERBUDS

(Not eligible for state fair – not eligible for premiums)

Bring an item or display that you have made as part of your 4-H learning experience. Each item or display should fall into one of the Cloverbud project areas:

- Aerospace
- Bicycling for Fun
- Embryology 1
- Exploring the Treasures of 4-H
- 4-H Cloverbuds Communicative and Expressive Arts
- 4-H Craft Beading
- Farm Animals
- Latino Cultural Arts
- Science and Technology
- Vegetable Gardening
- Veterinary Science
- Personal Development

COLLEGE & CAREER READINESS

Each county may submit 1 entry from 50365; and 1 entry from 50366.

Build Your Future (SF 50365)

Develop a career portfolio which includes the items listed below. Members are encouraged to spend more than one year involved in this project so they have time to thoroughly explore the learning modules and develop a greater understanding of planning and preparing for their future and develop a comprehensive career planning portfolio. The original OR

photocopies of the completed activities from the project manual should be included in the portfolio. Each year enrolled in the project should build on the previous year's learning experiences.

- **First Year** – Complete a minimum of Activities 1-4 from the Build Your Future project manual which includes: Skills...Choices...Careers; Making Career Connections; Build Your Future Through Portfolios; and Education Pay\$.
- **Second Year** – Complete a minimum of Activities 5-7 from the Build Your Future project manual which includes: Career FUNds; Turn Your 4-H Passion Into Profit; and Pounding the Pavement.
- **Third Year** – Complete a minimum of Activities 8-9 from the Build Your Future project manual which includes: Putting the Pieces Together: Goals for the Future; and Pathways to Success.

College & Career Ready4Life Challenge (SF 50366)

Open to 11- to 18-year-olds enrolled in the College & Career project.

Exhibits in this category must include the following: a) a physical representation of the career or business product such as a model, prototype or display/portfolio that includes images of accomplished work; b) verbal or written explanations that demonstrate knowledge of the related career or business fields, potential careers, and the appropriate requirements for achievement in those fields. The judging criteria for this class values thoroughness of career and/or business exploration and pursuit above the workmanship of the physical specimen on display.

COMMUNICATIONS

Each county may submit 2 entries total from 50367, 50368, 50369; and 1 entry from 50370.

Communications 1 (SF 50368)

For 1st year enrolled in project: Exhibit a binder portfolio showcasing at least three activities from the project manual. Show basic activities and anything that extended lessons. For 2nd and 3rd years in project: Include everything from earlier years' work and add a section showcasing at least four additional activities per year.

Communications 2 (SF 50368)

For 1st year enrolled in project: Exhibit a binder portfolio showcasing at least three activities from the project manual. Show basic activities and anything that extended lessons. For 2nd and 3rd years in project: Include everything from earlier years' work and add a section showcasing at least four additional activities per year.

Communications 3 (SF 50368)

For 1st year enrolled in project: Exhibit a binder portfolio showcasing at least three activities from the project manual. Show basic activities and anything that extended lessons. For 2nd and 3rd years in project: Include everything from earlier years' work and add a section showcasing at least four additional activities per year.

Creative Writing (SF 50367)

To provide the best learning experience, it is suggested that counties receive submissions in this class prior to the exhibition date to allow a judge adequate time to read the submissions and provide meaningful review. Each member may submit only one entry per class. Each entry is to be typewritten on 8 ½" x 11" paper and include the exhibitor's name. Entries must be original and written for the 4-H project. Stories should be double-spaced. Poems may be single-spaced.

- **Rhymed Poetry** – An interpretation of a subject in rhymed verse. Submit a collection of three poems.
- **Free Style Poetry** – An interpretation of a subject in unrhymed verse. Submit a collection of three poems.
- **Short Story** – A fiction piece comprised of three basic elements: a theme, a plot and characters. Submit one story, maximum length: 2,000 words.
- **Essay** – A short nonfiction composition in which a theme is developed or an idea is expressed. Submit one essay, maximum length: 500 words.
- **Feature Story** – Nonfiction human-interest story judged on interest to readers, writing style, readability, and thoroughness of coverage. Submit one story, maximum length: 1,000 words.

Journalism (SF 50369)

Exhibit a binder portfolio showing the results of the appropriate year's activities noted below:

- **Year 1:** Accomplishments of a minimum of 5, 2-star activities from Part 1, answering all the questions in the activities.
- **Year 2:** Results of doing a minimum of 5, 2-star activities in Part 2, answering all the questions in the activities.
- **Year 3:** Results of doing a minimum of 5, 3-star activities from Parts 1 and 2. One of the activities must include writing an advance story, a follow-up story, or a feature story.
- **Year 4:** Results of doing at least 2, 2-star activities and 3, 3-star activities from Part 3. If the activities include making an audio or videotape, State Fair will provide a way for the judge to view or listen to it.

Communications Ready4Life Challenge (SF 50370)

Open to 11- to 18-year-olds enrolled in any Communications project.

Exhibits in this category must include the following: a) a physical representation of the career or business product such as a model, prototype or display/portfolio that includes images of accomplished work; b) verbal or written explanations that demonstrate knowledge of the related career or business fields, potential careers, and the appropriate requirements for achievement in those fields. The judging criteria for this class values thoroughness of career and/or business exploration and pursuit above the workmanship of the physical specimen on display.

COMMUNICATIONS: PUBLIC PRESENTATIONS

Enrollment in the Public Presentations project is required to participate in this section. No live animals are allowed in speeches. Counties may advance a total of 3 entries from any category to the state contest. A 4-H member may advance in one individual category and one team category.

Formal Speech | Self-written | Notes Allowed | No props | Individual | 4-6 minutes

Formal Speeches share the presenter's own unique view and are intended to motivate, persuade, or inform an audience and may include a call to action. Youth deliver a speech on any topic they wish.

Illustrated Speech | Self-written | Notes Allowed | Illustrations Required | Individual | 4-6 minutes

Illustrated Speeches may be used to inform, persuade, or motivate the audience while using a visual aid. Visual aids may be two dimensional, three-dimensional, or digital. Youth may include audience participation. Digital visual aids must be stored on a USB flash drive. Illustrated speeches may be:

- How-to demonstrations which show the audience how to do something.
- Object lessons which use objects as metaphors to share a message.
- Educational models where drawings or diagrams help explain a topic.

Original Works | Self-written | Notes Allowed | Props and Costumes Allowed | Individual or 2-Person Team | Manuscripts sent in Advance | 4-6 minutes

Original works must be written entirely by the presenter. It may be presented as an individual or a two-person team entry. Manuscripts must be sent in advance to the contest. Presentations may be designed for TV, radio, or online media and must be presented live. The types of entries could include:

- Prose and Short Stories
- Poetry
- Broadcast Media Program
- Theatrical
- Combined Program: Combine any number of the above elements along with other creative presentation forms

Oral Interpretation | Published Work | Props and Costumes Allowed | Individual or 2-Person Team | Manuscripts sent in Advance | 4-6 minutes

Presentations in Oral Interpretation must be published works, and manuscripts or transcripts must be submitted prior to

the event. They may be presented as an individual or a two-person team entry. The types of entries could include:

- Prose and Short Stories
- Poetry
- Theatrical Interpretation
- Published Speech Recitation: Excerpt from a spoken presentation delivered by a public figure, such as Winston Churchill, Dr. Martin Luther King, Jr., or Maya Angelou
- Combined Program: Combine any number of the above elements along with other creative presentation forms

COMPUTER SCIENCE

Each county may submit 3 entries total from 50159, 50160, 50161, 50162; and 1 entry from 50164.

Exhibitors may bring computer equipment for demonstration purposes. Computers will not be furnished. Internet connections are not available for use by exhibitors. Any member found to be using computer software in a manner that infringes on copyright laws will be disqualified.

Beginning Visual Programming (not eligible for state fair)

Open to youth in Computer Science Visual Based Programming

Exhibit a simple program using Scratch (or other simple visual programming language). The program should include 8 different commands including looping and getting input from the keyboard and mouse. All exhibits must include something visual, such as a poster or printed copy of a digital presentation, which will remain on display during the exhibition. Electronic equipment will only be used during your personal judging time and will not remain on display during the entire exhibit period.

Intermediate Visual Programming (SF 50159)

Open to youth in Computer Science Visual Based Programming

Exhibit a program using Scratch (or other simple visual programming language) that you have downloaded from the internet and modified. Compare the two programs and demonstrate the changes you made to the original program; **OR** create an animated storybook using Scratch (or other simple graphical programming language). All exhibits must include something visual, such as a poster or printed copy of a digital presentation, which will remain on display during the exhibition. Electronic equipment will only be used during your personal judging time and will not remain on display during the entire exhibit period.

Advance Visual Programming (SF 50160)

Open to youth in Computer Science Visual Based Programming

Exhibit a video game you have created in Scratch (or other simple visual programming language). All exhibits must include something visual, such as a poster or printed copy of a digital presentation, which will remain on display during the exhibition. Electronic equipment will only be used during your personal judging time and will not remain on display during the entire exhibit period.

Website Design (SF 50161)

Open to youth in Computer Science Visual or Text Based Programming

Exhibit an original website that you have designed. Internet access will not be provided, so exhibitors must supply their own internet hotspot or the website must be hosted on the exhibitor's computer). All exhibits must include something visual, such as a poster or printed copy of a digital presentation, which will remain on display during the exhibition. Electronic equipment will only be used during your personal judging time and will not remain on display during the entire exhibit period.

Computer Open Source / Innovation CS (SF 50162)

Open to youth enrolled in Computer Science Text-Based Programming or robotics project).

Demonstrate the skills and knowledge you have gained through the Computer project. The exhibit may include, but isn't limited to, original works, objects, demonstrations, digital presentations, programs, websites, games, apps, performances, or posters which you have made. Choose whatever method best shows what you've learned. Your exhibit should not fit in the other exhibit options for this project. You must furnish any equipment you need for your exhibit. Internet service will not be provided for the exhibit. Exhibits in this class may also demonstrate successful application of open source (publicly available) computing software and/or hardware, such as Raspberry Pi and Linux, to accomplish a task. All exhibits must include something visual, such as a poster or printed copy of a digital presentation or programming flowchart, which will remain on display during the exhibition. Exhibits in this area will be judged on the computer science programming. Youth enrolled in a robotics project should choose this class if you want the exhibit to be judged on the programming of the robot. Electronic equipment will only be used during your personal judging time and will not remain on display during the entire exhibit period.

Computer Science Ready4Life Challenge (SF 50164)**Open to 11- to 18-year-olds enrolled in any Computer project**

Exhibits in this category must include the following: a) a physical representation of the career or business product such as a model, prototype or display/portfolio that includes images of accomplished work; b) verbal or written explanations that demonstrate knowledge of the related career or business fields, potential careers, and the appropriate requirements for achievement in those fields. The judging criteria for this class values thoroughness of career and/or business exploration and pursuit above the workmanship of the physical specimen on display.

Computer Science Maker (SF 50400)**Counties may submit 3 entries TOTAL combined from all Maker exhibit divisions.**

Exhibits in this category are designed to be multi-disciplinary in nature, innovative, and must not fit into any other exhibit category. To qualify for this category, your project MUST abide by the following guidelines:

- Exhibits must be an object or device that has an intended purpose and uses technology in either a mechanical way, digital (computer) way, or combination of the two.
- The device must be something that can be used in everyday life by multiple people (a target audience), and MUST be manufactured/built by the exhibitor (If not fully manufactured by the exhibitor, the device MUST be modified structurally or be reprogrammed to perform a different function other than what it was designed to do).
- Exhibits MUST be able to interact with the outside world. (e.g. an on off switch, input sensors, feedback, etc.)
- Exhibits MUST include a detailed build log with instructions on how to make or build the exhibit, AND contain either a 3D rendering or detailed and labeled sketches of the device/product.
- All parts and software used in the design/build MUST be listed in a detailed Bill of Materials including cost per item and total cost. Total time spent on the build must be documented in your build log.

In addition, exhibitors are HIGHLY encouraged to use tools such as 3-D printers, laser cutters, routers and/or other hand/power tools to help in the manufacturing process (**NOTE: Simply 3-D printing or laser cutting an object without the other specifications does not qualify as a Maker Project**). It is also HIGHLY encouraged that exhibits use Open Source software and/or hardware in the build.

CONSUMER EDUCATION

Each county may submit 2 entries total from 50168, 50169; and 1 entry from 50167.

Entrepreneurship: Be the E! (not eligible for state fair)

Exhibit a binder portfolio or display that includes the results of at least two completed activities from each year the exhibitor has been enrolled in the project. Completed activities from previous years should be included.

My Financial Future 1 Beginner (SF 50168)

Develop a Financial Planning portfolio which includes the items listed below. This project can be completed all in one year; or a member may take several years to explore each of the activities and develop a more detailed financial plan. The

original OR photocopies of the completed activities from the project manual should be included in the portfolio. Each year enrolled in the project should build on previous year experiences.

- **First Year** – Complete a minimum of Activities 1-6 from the My Financial Future – Beginner project manual which includes: Who Needs This?; Let's get SMART; Bringing Home the Bacon; Managing Your Money Flow; My Money Personality; and Money Decisions.
- **Second Year and Beyond** – Complete a minimum of Activities 7-11 from the My Financial Future – Beginner project manual which includes: Banking your \$\$\$\$; Charging it Up; Check it Out; Better than a Piggy Bank!; and My Work; My Future.

My Financial Future 2 Advanced (SF 50169)

Building on your previous work in My Financial Future – Beginner project, continue adding to your Financial Planning portfolio which includes the items listed below. Members are encouraged to spend more than one year involved in this project so they have time to thoroughly explore the learning modules and develop a greater understanding of financial literacy, planning for their future, and develop a comprehensive career and financial planning portfolio. The original OR photocopies of the completed activities from the project manual should be included in the portfolio. Each year enrolled in the project should build on previous year's learning experiences.

- **First Year** – Complete a minimum of two activities from Module 1: Earning Income and Career Planning and Module 2: Organizing Your Flow.
- **Second Year** – Complete all activities not previously completed in Module 1: Earning Income and Career Planning and Module 2: Organizing Your Flow; **AND** a minimum of two of the activities from Module 3: Working with Banks and Credit Unions: Bank on It and Module 4: Making Your \$ Work 4 U.
- **Third Year and Beyond** – Complete all activities not previously completed in Module 3: Working with Banks and Credit Unions: Bank on It and Module 4: Making Your \$ Work 4 U; **AND** a minimum of two activities from Module 5: Credit and Consumer Breadcrumbs.

Consumer Ed Ready4Life Challenge (SF 50167)

Open to 11- to 18-year-olds enrolled in any Consumer Education project.

Exhibits in this category must include the following: a) a physical representation of the career or business product such as a model, prototype or display/portfolio that includes images of accomplished work; b) verbal or written explanations that demonstrate knowledge of the related career or business fields, potential careers, and the appropriate requirements for achievement in those fields. The judging criteria for this class values thoroughness of career and/or business exploration and pursuit above the workmanship of the physical specimen on display.

CROPS

Each county may submit 3 entries total from 50170, 50171, 50172, 50173; and 1 entry from 50175.

Soybeans (SF 50170)

Exhibit five fresh plants (include root system that is washed) that are representative of member's 4-H project field; **OR** exhibit an experimental or educational project related to one experience from your project. Include explanation of the project in a report for public understanding. Include the member's crop records with the exhibit, such as the 4-H crop record found online @ 4-H.illinois.edu, an FFA crops record, or similar information.

Corn (SF 50171)

Exhibit two fresh plants of field corn (include root system that is washed) that are representative of member's 4-H project field; **OR** exhibit an experimental or educational project related to one experience from your project. Include explanation of the project in a report for public understanding. *Sweet corn should be exhibited in Vegetable Gardening unless being raised under commercial contract by the exhibitor.* Include the member's crop records with the exhibit, such as the 4-H crop record found online @ 4-H.illinois.edu, an FFA crops record, or similar information.

Small Grains (SF 50172)

Exhibit one gallon of the current year's crop of oats, wheat, rye, or barley that is representative of the member's 4-H project field; **OR** exhibit an experimental or educational project related to one experience from your project. Include explanation of the project in a report for public understanding. Include the member's crop records with the exhibit, such as the 4-H crop record found online @ 4-H.illinois.edu, an FFA crops record, or similar information.

Crops Innovation Class (SF 50173)**Open to youth enrolled in any Crops project**

Demonstrate the skills and knowledge you have gained through the Crops project. This could be related to, but not limited to crop production, crop utilization or topics of interest to the member related to agronomy. The exhibit may include, but isn't limited to, original works, objects, demonstrations, digital presentations, programs, websites, games, apps, performances, or posters which you have made. Choose whatever method best shows what you've learned. Your exhibit should not fit in the other exhibit options for this project. You must furnish any equipment you need for your exhibit. Internet service will not be provided for the exhibit. All exhibits must include something visual, such as a printed copy of a digital presentation, which will remain on display during the exhibition. Electronic equipment will only be used during your personal judging time and will not remain on display during the entire exhibit period.

Crops Ready4Life Challenge (SF 50175)**Open to 11- to 18-year-olds enrolled in any Crops project**

Exhibits in this category must include the following: a) a physical representation of the career or business product such as a model, prototype or display/portfolio that includes images of accomplished work; b) verbal or written explanations that demonstrate knowledge of the related career or business fields, potential careers, and the appropriate requirements for achievement in those fields. The judging criteria for this class values thoroughness of career and/or business exploration and pursuit above the workmanship of the physical specimen on display.

DAIRY CATTLE

For youth enrolled in Dairy Cattle**Dairy Cattle Animal Science (SF 50135)**

Prepare a display focusing on any activity related to the dairy cattle project. Demonstrate the skills and knowledge you have gained through the animal project you studied. The exhibit may include, but isn't limited to, original works, objects, demonstrations, digital presentations, programs, websites, games, apps, performances, or posters which you have made. Choose whatever method best shows what you've learned. You must furnish any equipment you need for your exhibit. Internet service will not be provided for the exhibit. All exhibits must include something visual, such as a printed copy of a digital presentation, which will remain on display during the exhibition. Electronic equipment will only be used during your personal judging time and will not remain on display during the entire exhibit period. Live animals are not permitted as exhibits in this area. For safety reasons, exhibits cannot include glass, syringes with needles or any other sharp objects.

Animal Science Dairy Cattle Ready4Life Challenge (SF 50137)**(Open to 11- to 18-year-olds enrolled in any Dairy Cattle project)**

Exhibits in this category must include the following: a) a physical representation of the career or business product such as a model, prototype or display/portfolio that includes images of accomplished work; b) verbal or written explanations that demonstrate knowledge of the related career or business fields, potential careers, and the appropriate requirements for achievement in those fields. The judging criteria for this class values thoroughness of career and/or business exploration and pursuit above the workmanship of the physical specimen on display.

DOG

For youth enrolled in Dogs

GENERAL RULES:

1. All dogs must be on a leash.
2. Female dogs in season may not participate.
3. Dogs showing vicious behavior will be asked to leave the grounds by the Superintendent of Judge.
4. Members may show only one dog per class.

SHOWMANSHIP:

1. For state dog show, a county may be represented by one junior showmanship dog/handler team and one senior showmanship dog/handler team who have earned/won their county competition. If a county-winning team(s) cannot attend, alternate team(s) may be entered. (Limited to 1 junior and 1 senior team.) Handlers must be members in the county they are representing. A dog may compete in only one showmanship class.
2. Exhibitors will be judged on handling skill, knowledge of breed standards of their dog, dog show terminology and elementary dog anatomy. The judge has the right to question exhibitors in one or all of these areas.
3. Dogs will be judged on cleanliness, general health and grooming.
4. Purebred and non-purebred dogs are eligible for this class. The breed of dog has no bearing on judging or placement.
5. A dog eligible for Showmanship that must be withdrawn for good and sufficient reason (a female in season or veterinarian excuse) may be replaced by another dog owned by the handler or the family. This must be made in writing (giving the reason) at the beginning of the show.
6. Judges decisions are final.

OBEDIENCE

1. To be eligible a dog and handler team must have a qualifying score of 170 or above for all classes.
2. A dog (who has received a qualifying score at the previous year's state fair/state show or meets Rule #4) cannot be shown in the same class as the previous year except in Graduate Novice, Pre Open, Open, Graduate Open and Utility. Exhibitors may show for two years in Graduate Novice and Pre Open providing the dog does not have a CDX or qualified for a leg on a CDX. Open, Graduate Open and Utility exhibitors can show for three (3) years in these classes. See Rule #4 for exceptions.
3. For 2019 show ONLY, Dogs who qualified in Pre Novice and up, may stay in the same class as 2018.
4. Dogs do not have to be AKC registered to show in the 4-H obedience show. AKC rules will be used as a guideline for judging. If a dog has 3 qualifying scores for a title prior to 6 months of the State 4-H Dog Show, it must be shown in the next highest class. Open and Utility dog exhibitors should examine Rule #2 for exceptions.
5. Beginner Novice I is for new handlers and inexperienced dogs only.
6. Beginner Novice II is for experienced handlers with inexperienced dogs or experienced dogs with inexperienced handlers.
7. A run-off will be held in case of a tie for total score. a. All beginning level classes will use on leash heeling exercises. (Beginner Novice I and II, Novice and Graduate Novice) 22 b. All advanced classes will use novice off lead heeling exercises. (Pre-Open and above)
8. Dogs must have a qualifying score at the state contest to receive placements. No judge's sheets will be given to exhibitors. Score sheets will be viewed at judge's discretion. All awards will be given at the conclusion of each class (with the exception of the High Point Awards, which will be given at the conclusion of the last class in that category). Exhibitors must claim trophies and ribbons the day of the show. They will not be sent.
9. In most classes, commands/signals given by handler will be either voice or hand, but not both. See full AKC rules and regulations for clarification of your class's specific rules.
10. Exercises for all classes may be done in any order, depending upon scheduling and the judge's preference.

RALLY CLASSES:

<https://www.akc.org/sports/rally/rally-resource-center/>

1. Dog/Handler team must receive a qualifying score of 70 out of 100 to compete at the state level.
2. The event will be timed. In event of a tie score, the fastest time will break the tie.
3. A Dog/Handler team must receive 3 qualifying scores before advancing to the next level.
4. Rally rings will be at least 2000 x 3000 square feet with a minimum width of 30 feet.
5. Unless otherwise noted, handler may speak to the dog, pat their leg, or clap their hands to encourage.

Class 080 Puppy Care and Condition – under 1 year

Class 081 Dog Card and Condition — older than 1 year

Class 082 Dog Obedience

Class 082 Dog Showmanship

Class 083 Rally Obedience

Dog Obedience

- Beginner Novice I Class (For inexperienced handlers and inexperienced dogs)
- Beginner Novice II Class (For experienced handlers and inexperienced dogs OR experienced dogs and inexperienced handlers)
- Preferred Novice Class
- Novice Class
- Graduate Novice Class
- Preferred Open Class
- Open Class
- Graduate Open Class
- Preferred Utility Class
- Utility Class

Dog Showmanship

- Junior Showmanship (for handlers age 8 to 13 as of 9/1/21)
- Senior Showmanship (for handlers age 14 and older as of 9/1/21)

Rally Obedience

- Rally Novice Class
- Rally Intermediate Class
- Rally Advanced Class
- Rally Excellent Class

Dog Animal Science (SF 50135)

Prepare a display focusing on any activity related to the dog project. Demonstrate the skills and knowledge you have gained through the animal project you studied. The exhibit may include, but isn't limited to, original works, objects, demonstrations, digital presentations, programs, websites, games, apps, performances, or posters which you have made. Choose whatever method best shows what you've learned. You must furnish any equipment you need for your exhibit. Internet service will not be provided for the exhibit. All exhibits must include something visual, such as a printed copy of a digital presentation, which will remain on display during the exhibition. Electronic equipment will only be used during your personal judging time and will not remain on display during the entire exhibit period. Live animals are not permitted as exhibits in this area. For safety reasons, exhibits cannot include glass, syringes with needles or any other sharp objects.

Animal Science Dog Ready4Life Challenge: (SF 50137)

Open to 11- to 18-year-olds enrolled in any Dog project.

Exhibits in this category must include the following: a) a physical representation of the career or business product such as a

model, prototype or display/portfolio that includes images of accomplished work; b) verbal or written explanations that demonstrate knowledge of the related career or business fields, potential careers, and the appropriate requirements for achievement in those fields. The judging criteria for this class values thoroughness of career and/or business exploration and pursuit above the workmanship of the physical specimen on display.

DRONES: UNMANNED AERIAL VEHICLES/SYSTEMS

Each county may submit 2 entries from each class.

Choose one of the following classes based on your interest and skill level.

Each Exhibitor must complete all three sections of Quads Away Curriculum and display (or upload) a completed Mission Logbook.

UAV Display (SF 50415)

Prepare a display related to the Drones/UAV project on the topic of your choosing. The exhibit may include, but isn't limited to, original works, objects, demonstrations, digital presentations, programs, websites, games, apps, performances, or posters which you have made. Choose whatever method best shows what you've learned. You must furnish any equipment you need for your exhibit. Internet service will not be provided for the exhibit. All exhibits must include something visual, such as a printed copy of a digital presentation, which will remain on display during the exhibition. Electronic equipment will only be used during your personal judging time and will not remain on display during the entire exhibit period. Non-UAV/ Drone projects should not be entered in this class (see Aerospace Display).

UAV Unmanned Aerial Systems (SF 50416)

Exhibit one Unmanned Aerial Vehicle and associated system assembled or made by the member. UAV or Drone exhibits in this class must be either originally designed or built from a kit of reconfigurable parts and components. These displays are limited to multicopters (tri, quad, hex, and octocopters), as well as FPV airplanes and flying wings with wingspans up to 36". A detailed build log with pictures, as well as a Mission Logbook must be included. The UAV MUST have a Flight Controller and utilize a camera/video transmission system. The exhibit will be a static display. The Drone should be in good flying condition with batteries fully charged, and all UAS components (including Video System) ready to demonstrate. DO NOT display your UAV with the propellers on, but rather on the table to the side of your UAV. The Drone will not be flown. Attach the printed directions/instructions of the UAV if any were used.

ELECTRICITY

Each county may submit 3 entries total from 50177, 50178, 50179; and 1 entry from 50181.

Electricity 1 (SF 50177)

(May only be battery-powered projects using battery components and wiring). Exhibit a momentary switch, simple switch, basic circuit, electromagnet, galvanometer, **OR** an electric motor. All projects must include a report explaining how the project was constructed and the principles demonstrated. Recommendations can be found on the website. Projects using paper clips, cardboard, thumbtacks, and brads are not eligible for state fair exhibits in electricity. Members wishing to exhibit these types of projects should consider exhibiting in Junk Drawer Robotics 1 or 2.

Electricity 2 (SF 50178)

(May only be battery-powered projects using battery components and wiring). Exhibit a circuit board demonstrating parallel and series switches, including a circuit diagram; 3-way or 4-way switch circuit using DC/battery; **OR** a basic electrical device (examples: rocket launcher, burglar alarm, etc.). All projects must include a report explaining how the project was constructed and the principles demonstrated. Recommendations can be found on the website. Projects using paper clips, cardboard, thumbtacks, and brads are not eligible for state fair exhibits in electricity. Members wishing to exhibit these

types of projects should consider exhibiting in Junk Drawer Robotics 1 or 2.

Electricity 3 (SF 50179)

Exhibit a 120V lighting fixture or other appliance that uses a switch; **OR** two electrical household circuits using 120V materials to comply with National Electrical Code, one with a simple on/off switch to control bulb, and one using 3-way switches to control light from two locations; **OR** other project which demonstrates principles in the Wired for Power book. All electricity projects must include a report, explaining how the project was constructed, and principles for its operation. Recommendations can be found on the website.

Electricity 4 (not eligible for state fair)

Exhibit any electronic or solid-state appliance. Exhibitor must be able to explain how the project was constructed, how it is to be used and how it works. When project is being constructed, general safety and workmanship should be considered.

Electricity Ready4Life Challenge (SF 50181)

Open to 11- to 18-year-olds enrolled in any Electricity project.

Exhibits in this category must include the following: a) a physical representation of the career or business product such as a model, prototype or display/portfolio that includes images of accomplished work; b) verbal or written explanations that demonstrate knowledge of the related career or business fields, potential careers, and the appropriate requirements for achievement in those fields. The judging criteria for this class values thoroughness of career and/or business exploration and pursuit above the workmanship of the physical specimen on display.

ENTOMOLOGY GENERAL

Each county may submit 2 entries total from 50183, 50184, 50185, 50186; 1 entry from Class 50187.

Size and number of exhibit cases should relate appropriately to the number of insects being displayed for a specified class. Cases should be no deeper than 4". Exhibitors should note that Entomology exhibits may be placed UPRIGHT for display.

Entomology 1 (SF 50183)

Exhibit 15 or more species representing four or more orders. Collection must be accurately labeled. Exhibitors must also include the Entomology 1 project manual, *Teaming With Insects 1*, with at least one completed activity for each year enrolled. The project manual must be included. Rules for pinning and labeling insects are available from your local Extension office.

Entomology 2 (SF 50184)

Exhibit 30 or more species representing eight or more orders. Collection must be accurately labeled. Exhibitors must also include the Entomology 2 project manual, *Teaming With Insects 2*, with at least one completed activity for each year enrolled. The project manual must be included. Rules for pinning and labeling insects are available from your local Extension office.

Entomology 3 (SF 50185)

Exhibit 60 or more species representing twelve or more orders. Collection must be accurately labeled. Exhibitors must also include the Entomology 3 project manual, *Teaming With Insects 3*, with at least one completed activity for each year enrolled. The project manual must be included. Rules for pinning and labeling insects are available from your local Extension office.

Entomology Display (SF 50186)

Open to youth enrolled in Entomology 1, Entomology 2 or Entomology 3

Exhibit any activity or display related to Entomology that does not fit into Entomology Classes 1, 2 or 3 above. The exhibit may include, but isn't limited to, original works, objects, demonstrations, digital presentations, programs, websites, games,

apps, performances, or posters which you have made. Choose whatever method best shows what you've learned. You must furnish any equipment you need for your exhibit. Internet service will not be provided for the exhibit. All exhibits must include something visual, such as a printed copy of a digital presentation, which will remain on display during the exhibition. Electronic equipment will only be used during your personal judging time and will not remain on display during the entire exhibit period.

Entomology Ready4Life Challenge (SF 50187)

Open to 11- to 18-year-olds enrolled in any Entomology project.

Exhibits in this category must include the following: a) a physical representation of the career or business product such as a model, prototype or display/portfolio that includes images of accomplished work; b) verbal or written explanations that demonstrate knowledge of the related career or business fields, potential careers, and the appropriate requirements for achievement in those fields. The judging criteria for this class values thoroughness of career and/or business exploration and pursuit above the workmanship of the physical specimen on display.

ENTOMOLOGY BEEKEEPING

Each county may send 2 entries total from classes 50188, 50189, 50190; and 1 entry from 50191.

Create an exhibit that shows the public what you learned in the beekeeping project this year. **Note:** No beehives may be exhibited. (Honey moisture content will be measured.) Fill level: the honey should be filled to the jar shoulder, not over, nor under. Chunk honey should go in a wide-mouth jar, preferably one specially made for chunk honey (see beekeeping catalogs). Be careful to distinguish "chunk honey" (comb in jar) from "cut comb" (comb only in plastic box). *Honey exhibited (including chunk, cut comb, and sections) must be collected since the previous year's fair.*

Beekeeping 1 (SF 50188)

Exhibit an educational display for one (1) of the following:

- Flowers used to make honey. Display pressed flowers from ten (10) different Illinois plants that bees use for making honey.
- Uses of honey and beeswax.
- Setting up a beehive.
- Safe handling of bees.
- Equipment needed by a beekeeper.

Beekeeping 2 (SF 50189)

Exhibit one (1) of the following:

- Extracted honey: Three (3) 1# jars (glass, screw-top), holding 1# of honey each.
- Chunk honey (comb in jar): Three (3) 1# jars (wide-mouth, glass).
- Cut-comb honey: Three (3) 1# boxes (boxes are usually 4 ½" x 4 ½" in size).
- Section honey: Three (3) sections of comb honey (in basswood boxes or Ross rounds).
- Working with honey bees. Present a topic from your manual to teach fairgoers about working with honey bees. Use your knowledge and creativity to display this information on a poster or in a notebook.

Beekeeping 3 (SF 50190)

Exhibit three (3) of the five (5) kinds of honey listed below (#1-5) or prepare an educational display about honey bees or beekeeping (#6).

1. Extracted honey: Three (3) 1# jars (glass, screw-top), holding 1# of honey each.
2. Chunk honey (comb in a jar): Three (3) 1# jars (wide-mouth, glass).
3. Cut-comb honey: Three (3) 1# boxes (boxes are usually 4 ½" x 4 ½" in size).
4. Comb honey: Three (3) sections (honey built by bees in frames of wood commonly called "sections") (boxes are usually 4 ½" x 4 ½" in size).

5. Section honey: Three (3) sections of comb honey (in basswood boxes or Ross rounds) **OR**
6. Prepare an educational display about honey bees or beekeeping.

Entomology Beekeeping Ready4Life Challenge (SF 50191)

Open to 11- to 18-year-olds enrolled in any Entomology project.

Exhibits in this category must include the following: a) a physical representation of the career or business product such as a model, prototype or display/portfolio that includes images of accomplished work; b) verbal or written explanations that demonstrate knowledge of the related career or business fields, potential careers, and the appropriate requirements for achievement in those fields. The judging criteria for this class values thoroughness of career and/or business exploration and pursuit above the workmanship of the physical specimen on display.

ESPORTS

Each county may submit 3 entries from 50430.

All exhibitors must complete all activities in the Illinois 4-H eSports Pilot Curriculum.

eSports (SF 50430)

Compete in at least 1 ranked tournament online or in person (either as a team or solo), and fully document your progress throughout. Any game with a documentable bracket system, at least 3 rounds and a prize count. Be sure to include a description of the tournament, your match information, your win-loss record, and description of the game and platform being used to play the game (Ram requirements/capabilities of your machine, video card specs., etc.). Prepare a PowerPoint presentation describing your journey through eSports (including your 1 mandatory tournament), what you have learned about gaming/eSports, and why you think more youth should be involved. Also include a detailed description of your most important win, explaining your strategy in that victory. Be sure to include screenshots and video, if possible. Load your presentation to a USB drive, and be sure to add narration if uploading for virtual exhibition.

EXPLORATORY (not eligible for state fair)

EXPLORATORY (*Welcome to 4-H*) (not eligible for state fair)

Youth ages 8 – 10 may exhibit a display on one of the following topics from the project book:

- Windowsill gardening; **OR**
- 4-H animals; **OR**
- 4-H family; **OR**
- Coat of arms

COLLECTIBLES (not eligible for state fair)

Bring your completed project book and your collection or examples of your collection (if it's too large to bring) with pictures of total collection, OR an exhibit or poster illustrating one feature of the project.

FAMILY HERITAGE

Each county may submit 1 entry from 50197; and 1 entry from 50199.

Family Heritage (SF 50197)

Prepare an exhibit of items, pictures, maps, charts, slides/tapes, drawings, illustrations, writings or displays that depict the heritage of the member's family or community or 4-H history. Please note: Exhibits are entered at 4-H'ers own risk. 4-H is not responsible for loss or damage to family heirloom items or any items in this division. Displays should not be larger than

22" x 28" wide. If you need a size waiver because the historical item is larger than 22" x 28" please contact the superintendents for approval.

Family Heritage Ready4Life Challenge (SF 50199)

Open to 11- to 18-year-olds enrolled in any Entomology project.

Exhibits in this category must include the following: a) a physical representation of the career or business product such as a model, prototype or display/portfolio that includes images of accomplished work; b) verbal or written explanations that demonstrate knowledge of the related career or business fields, potential careers, and the appropriate requirements for achievement in those fields. The judging criteria for this class values thoroughness of career and/or business exploration and pursuit above the workmanship of the physical specimen on display.

FOODS & NUTRITION

Each county may submit 7 entries total from any of these food classes: 50200, 50201, 50202, 50203, 50204, 50206, 50208, 50211; and 1 entry from 50210.

4-H Cooking 101 (SF 50200)

Using the recipes included in the project manual, prepare an exhibit of 3 cereal marshmallow bars; **OR** ¼ of 8" square or round coffeecake; **OR** 3 cookies. No icing should be on any products. If you make changes to the recipe, bring a copy of the recipe with your changes. Bars, coffeecake, or cookies should be displayed on a disposable plate placed in a zip-sealing plastic bag. *In addition to your food exhibit*, complete the *What's on Your Plate? Activity* on pages 10-11 in the 4-H Cooking 101 project manual. Bring a document with printed pictures of your 3 or more plates and the answers to questions 1-7 to remain on display with your project. The words on the plates must be legible and clearly visible in the picture. Pictures, graphics or photos are acceptable.

4-H Cooking 201 (SF 50201)

Using the recipes included in the project manual, prepare an exhibit of 3 cheese muffins; **OR** 3 scones; **OR** ½ loaf (9" x 5") of basic nut bread. If you make changes to the recipe, bring a copy of the recipe with your changes. Bread, muffins, or scones should be displayed on a disposable plate placed in a zip-sealing plastic bag. *In addition to your food exhibit*, complete *Experiment with Meal Planning Activity* on page 91 in the 4-H Cooking 201 project manual. Bring either page 91 with your completed answers or a document with the answers to remain on display with your project along with a picture of the meal you prepared. You do **not** need to complete the Challenge Yourself section on page 91.

4-H Cooking 301 (SF 50202)

Using the recipes included in the project manual, prepare an exhibit of 3 dinner rolls; **OR** loaf of yeast bread; **OR** 1 tea ring; **OR** 3 sweet rolls; **OR** one layer of a rich white cake or rich chocolate cake, top side up (*without frosting*). If icing is used on the tea ring or sweet rolls, the recipe for the icing must also come from the book. The yeast bread/roll dough may be prepared in a bread making machine; however prepared mixes are not permitted. If you make changes to the recipe, bring a copy of the recipe with your changes. Display exhibit on a disposable plate or pie tin and place in a zip-sealing plastic bag. *In addition to your food exhibit*, complete one of the six experiments: *Experiment with Flour* p. 33-34, *Experiment with Kneading* p. 35-36, *Experiment with Yeast* p. 37-38 or 39, *Experiment with Butter* p. 62-63 or *Experiment with Cheese* p. 104-105. Bring a document with a printed picture of your experiment and the answers to the experiment questions to remain on display with your project.

4-H Cooking 401 (SF 50203)

Using the recipes included in the project manual, prepare an exhibit of ¼ of a 15" x 10" loaf of focaccia bread (do not include dipping oil); **OR** one baked pie shell – traditional, oil, or whole wheat (no graham cracker); **OR** ¼ golden sponge cake, top side up, without frosting; **OR** ½ loaf French bread. If you make changes to the recipe, bring a copy of the recipe with your changes. Display exhibit on a disposable plate and place in a zip-sealing plastic bag. *In addition to your food exhibit*, pick one of the recipes from Cooking 401 that is not a choice for exhibit. Make the recipe and take a picture of the results. Bring a

document with a printed picture of the food you made from the recipe and the answers to the following two questions: 1.) If you made this recipe again, what would you do differently? 2.) What did you learn that can help you in other ways besides preparing food?

Food Science 1 (SF 50204)

Prepare a display, digital presentation, or poster on one of the food science experiments from the manual that you completed. Share 1) the food science question you investigated; 2) process used to conduct the experiment; 3) results and observations; 4) what you learned; and 5) how you have applied this information. You must furnish any equipment you need for the exhibit. Internet service is not provided. All exhibits must include something visual, such as a printed copy of a digital presentation. Electronic equipment will only be used during your judging time and will not remain on display during the exhibit period.

Food Science 2 (SF 50204)

Prepare a display, digital presentation, or poster on one of the food science experiments from the manual that you completed. Share 1) the food science question you investigated; 2) process used to conduct the experiment; 3) results and observations; 4) what you learned; and 5) how you have applied this information. You must furnish any equipment you need for the exhibit. Internet service is not provided. All exhibits must include something visual, such as a printed copy of a digital presentation. Electronic equipment will only be used during your judging time and will not remain on display during the exhibit period.

Food Science 3 (SF 50204)

Prepare a display, digital presentation, or poster on one of the food science experiments from the manual that you completed. Share 1) the food science question you investigated; 2) process used to conduct the experiment; 3) results and observations; 4) what you learned; and 5) how you have applied this information. You must furnish any equipment you need for the exhibit. Internet service is not provided. All exhibits must include something visual, such as a printed copy of a digital presentation. Electronic equipment will only be used during your judging time and will not remain on display during the exhibit period.

Food Science 4 (SF 50204)

Prepare a display, digital presentation, or poster on one of the food science experiments from the manual that you completed. Share 1) the food science question you investigated; 2) process used to conduct the experiment; 3) results and observations; 4) what you learned; and 5) how you have applied this information. You must furnish any equipment you need for the exhibit. Internet service is not provided. All exhibits must include something visual, such as a printed copy of a digital presentation. Electronic equipment will only be used during your judging time and will not remain on display during the exhibit period.

Sports Nutrition (SF 50206)

Prepare a display, digital presentation, or poster on one of the activity chapters in the manual that you completed. The activity chapters are listed by page number in the table of contents. Your exhibit should include, at minimum, information on one physical fitness component and one food/recipe component from the activity chapter. The exhibit should include the project manual with the pages of the activity completed. You may also include live demonstration of physical activities. Do not bring food made using the recipes, but consider adding pictures of the completed recipes to your exhibit. You must furnish any equipment you need for the exhibit. Internet service is not provided. All exhibits must include something visual, such as a printed copy of a digital presentation. Electronic equipment will only be used during your judging time and will not remain on display during the exhibit period.

Examples for Activity 1

Example A: Make a video of yourself practicing flexibility, strength and endurance physical fitness activities and making pasta salad with different vegetable, pasta and dressing ideas. Bring a screenshot and brief description of your video to leave on display.

Example B: Make a poster of pictures of flexibility, strength and endurance physical fitness activities and information on the results of making the spinach and mandarin orange salad. Include answers to the questions in the book.

Food Preservation (SF 50208)

Prepare an exhibit using ONE of the following food preservation methods: canning; freezing; drying; pickles/relishes; jams, jellies and preserves **OR** a combination of these (see Preservation Combination option below), excluding Freezing. **No freezer jam exhibits will be allowed for Freezing; Jams, Jellies, and Preserves; or for the Preservation Combination options.**

- **Canning** – The exhibit should include two different canned foods in appropriate jars for the products. Food may be fruit, vegetable, or tomato product (i.e. salsa, juice, etc.).
- **Freezing** – Prepare a nutrition display that illustrates a freezing principle. There is NOT a food exhibit option for this preservation method.
- **Drying** – Exhibit two (2) different dried foods packed in plastic food storage bags. Choose from fruit, vegetable, fruit leather or meat jerky.
- **Pickles and Relishes** – Exhibit two (2) pint jars of different recipes of pickles and/or relishes.
- **Jams, Jellies, and Preserves** – Exhibit two (2) half-pint jars of two different jams, jellies, and/or preserves.
- **Preservation Combination** – Exhibit two (2) different preserved food products, excluding Freezing, in appropriate jars/packaging (drying). For example, exhibit 1 jar of tomatoes (Canning) and 1 half-pint of jelly (Jams, Jellies, and Preserves).

All preserved products should be prepared and processed according to the current USDA/Extension information. USDA information on preserving food, including recipes, can be found at: www.homefoodpreservation.com or web.extension.illinois.edu/foodpreservation/. Recipes must be processed in a water-bath or pressure canner.

All food exhibits must be labeled with: 1) The name of the food; 2) The date preserved; 3) Appropriate method(s) of food preservation (For canned projects: boiling water bath or pressure canner; For drying projects: Specify equipment used (food dehydrator, oven, etc.)).

Examples:

- Strawberry jam, boiling water bath. July 13, 2021.
- Green beans, pressure canner. July 13, 2021.
- Beef jerky, food dehydrator and oven. July 13, 2021.

All food exhibits must be accompanied with the recipe(s) – typed or written, with the source of the recipe(s) listed.

Required Recipes and Sources for Food Preservation Exhibits – all food preservation recipes must be from an approved source. Those sources are:

- *PUT IT UP! Food Preservation for Youth* manuals
- U.S. Department of Agriculture (USDA)
- National Center for Home Food Preservation
- Ball/Kerr Canning (recipes after 1985)
- Mrs. Wages

DO NOT BRING RECIPES FROM: Magazine or newspaper clippings, Pinterest (unless it is from a source listed above), grandmas or a recipe from a family member or friend without a source, cookbooks (excluding the Ball, Kerr and Put It Up! book).

Canning Equipment Requirements: All canned products must be canned in clear, standard jars in good condition (no chips or cracks). Jars must be sealed using two-piece canning lids (flat lid and band). Must use a new, unused flat lid. Bands must not be rusty or severely worn.

Foods Innovation Class (SF 50211)**Open to youth enrolled in any Foods project.**

Demonstrate the skills and knowledge you have gained through the project. The exhibit may include, but isn't limited to, original recipes, results of experiments not in the foods project books, variations on recipes or experimenting with unique cooking or baking methods. Your work can be displayed by a food product, demonstrations, digital presentations, performances, or posters which you have made. Choose whatever method best shows what you've learned. Your exhibit should not fit in the other exhibit options for this project. You must furnish any equipment you need for your exhibit. Internet service will not be provided for the exhibit. All exhibits must include something visual, such as a printed copy of a digital presentation, which will remain on display during the exhibition. Electronic equipment will only be used during your personal judging time and will not remain on display during the entire exhibit period. If you bring a food product, the food will NOT be tasted.

Foods Nutrition Ready4Life Challenge (SF 50210)**Open to 11- to 18-year-olds enrolled in any Foods project**

Exhibits in this category must include the following: a) a physical representation of the career or business product such as a model, prototype or display/portfolio that includes images of accomplished work; b) verbal or written explanations that demonstrate knowledge of the related career or business fields, potential careers, and the appropriate requirements for achievement in those fields. The judging criteria for this class values thoroughness of career and/or business exploration and pursuit above the workmanship of the physical specimen on display.

FORESTRY

Each county may submit 1 entry total from 50212, 50213, 50214; and 1 entry from 50216.

Forests of Fun 1 (SF 50212)

Exhibit any product or display illustrating an activity from the book. The exhibit may include, but isn't limited to, original works, objects, demonstrations, digital presentations, programs, websites, games, apps, performances, or posters which you have made. Choose whatever method best shows what you've learned. You must furnish any equipment you need for your exhibit. Internet service will not be provided for the exhibit. All exhibits must include something visual, such as a printed copy of a digital presentation, which will remain on display during the exhibition. Electronic equipment will only be used during your personal judging time and will not remain on display during the entire exhibit period.

Forests of Fun 2 (SF 50213)

Exhibit any product or display illustrating an activity from the book. The exhibit may include, but isn't limited to, original works, objects, demonstrations, digital presentations, programs, websites, games, apps, performances, or posters which you have made. Choose whatever method best shows what you've learned. You must furnish any equipment you need for your exhibit. Internet service will not be provided for the exhibit. All exhibits must include something visual, such as a printed copy of a digital presentation, which will remain on display during the exhibition. Electronic equipment will only be used during your personal judging time and will not remain on display during the entire exhibit period.

Forests of Fun 3 (SF 50214)

Exhibit any product or display illustrating an activity from the book. The exhibit may include, but isn't limited to, original works, objects, demonstrations, digital presentations, programs, websites, games, apps, performances, or posters which you have made. Choose whatever method best shows what you've learned. You must furnish any equipment you need for your exhibit. Internet service will not be provided for the exhibit. All exhibits must include something visual, such as a printed copy of a digital presentation, which will remain on display during the exhibition. Electronic equipment will only be used during your personal judging time and will not remain on display during the entire exhibit period.

Forestry Ready4Life Challenge (SF 50216)

Open to 11- to 18-year-olds enrolled in any Forestry project.

Exhibits in this category must include the following: a) a physical representation of the career or business product such as a model, prototype or display/portfolio that includes images of accomplished work; b) verbal or written explanations that demonstrate knowledge of the related career or business fields, potential careers, and the appropriate requirements for achievement in those fields. The judging criteria for this class values thoroughness of career and/or business exploration and pursuit above the workmanship of the physical specimen on display.

GEOLOGY

Each county may submit 3 entries total from 50218, 50219, 50220, 50221, 50222; and 1 entry from 50224.

Size and number of exhibit cases should relate appropriately to the number of specimens being displayed for a specified class. Specimens are not limited to Illinois locations. All levels of Geology use the same manual, Geology-Introduction to the Study of the Earth.

Pebble Pups 1 (SF 50218)

Display 8 to 19 rocks and mineral specimens with three minerals in the collection. Collection may include duplications that show variations. Label collection and note where found.

Pebble Pups 2 (SF 50219)

Display at least 20, but no more than 29, rocks and mineral specimens with seven minerals in the collection. Collection may include duplications that show variations. Label collection and note where found.

Rock Hounds 1 (SF 50220)

Display at least 30, but no more than 40, rocks and mineral specimens with ten minerals in the collection. Rocks should include at least three igneous, two metamorphic, and three sedimentary groups. Label collection and note where found.

Rock Hounds 2 (SF 50221)

Display no more than 50 specimens that have been selected to illustrate a specific theme of the exhibitor's choosing. Be creative. Sample categories could include (but are not limited to): industrial minerals and their uses; a specific rock group and the variety that occurs in that group, including some minerals that occur in that environment; select fossils traced through the geologic ages; minerals and their crystal habits; rocks and minerals used in the lapidary arts.

Geology Innovation Class (SF 50222)

Open to youth enrolled in Geology.

Demonstrate the skills and knowledge you have gained through the Geology project. Exhibit may be the result of knowledge gained from project manuals; independent study about Illinois rock(s) and mineral(s), interaction with geology professionals; and/or individual exploration in the area of geology. The exhibit may include, but isn't limited to, original works, objects, demonstrations, digital presentations, programs, websites, games, apps, performances, or posters which you have made. Choose whatever method best shows what you've learned. Your exhibit should not fit in the other exhibit options for this project. You must furnish any equipment you need for your exhibit. Internet service will not be provided for the exhibit. All exhibits must include something visual, such as a printed copy of a digital presentation, which will remain on display during the exhibition. Electronic equipment will only be used during your personal judging time and will not remain on display during the entire exhibit period.

Geology Ready4Life Challenge (50224)

Open to 11- to 18-year-olds enrolled in the Geology project.

Exhibits in this category must include the following: a) a physical representation of the career or business product such as a model, prototype or display/portfolio that includes images of accomplished work; b) verbal or written explanations that demonstrate knowledge of the related career or business fields, potential careers, and the appropriate requirements for

achievement in those fields. The judging criteria for this class values thoroughness of career and/or business exploration and pursuit above the workmanship of the physical specimen on display.

GOATS

For youth enrolled in Dairy Goats, Meat Goats

All wethers must have an identifying, legible tattoo in the ear. When entering goats in the 4-H show please note with the following letters to show which type of goat you will be showing --- Boer Goat (B), Milk Goat (M), Pygmy Goat (P). (Example: If entering a Pygmy Goat Milking Doe, the entry would be Class #033P)

- All meat goats (wethers and all breeding animals) must be owned by exhibitor only by May 15, 2021.
- Kids and Yearlings not in milk must be owned by exhibitor only by June 1, 2021.
- Milking does must be owned by exhibitor only by January 1, 2021.

BOER GOAT – MILK GOAT – PYGMY GOAT

Class 030 Doe Kid - under 6 months

Class 031 Doe Kid - 6 to 12 months of age

Class 032 Yearling Doe - 12 to 24 months of age, not in milk

Class 033 Milking Doe - 2 years and over

Class 034 Wether - 6 months and under

Class 035 Wether - over 6 months to 12 months

Class 036 Wether - over 12 months

Members may exhibit a poster or display instead of showing an animal (but not both). Displays/posters to be exhibited at the General Show.

Goat Animal Science (SF 50135)

Prepare a display focusing on any activity related to the goat project. Demonstrate the skills and knowledge you have gained through the animal project you studied. The exhibit may include, but isn't limited to, original works, objects, demonstrations, digital presentations, programs, websites, games, apps, performances, or posters which you have made. Choose whatever method best shows what you've learned. You must furnish any equipment you need for your exhibit. Internet service will not be provided for the exhibit. All exhibits must include something visual, such as a printed copy of a digital presentation, which will remain on display during the exhibition. Electronic equipment will only be used during your personal judging time and will not remain on display during the entire exhibit period. Live animals are not permitted as exhibits in this area. For safety reasons, exhibits cannot include glass, syringes with needles or any other sharp objects.

Animal Science Goats Ready4Life Challenge (SF 50137)

Open to 11- to 18-year-olds enrolled in any Goat project

Exhibits in this category must include the following: a) a physical representation of the career or business product such as a model, prototype or display/portfolio that includes images of accomplished work; b) verbal or written explanations that demonstrate knowledge of the related career or business fields, potential careers, and the appropriate requirements for achievement in those fields. The judging criteria for this class values thoroughness of career and/or business exploration and pursuit above the workmanship of the physical specimen on display.

HEALTH

Each county may submit 3 entries total from 50226, 50227, 50228, 50229; and 1 entry from 50231.

Health 1 (SF 50226)

Select four First Aid Skills and complete the activities for that section. Bring the project book and be prepared to discuss the completed sections. Exhibit a family first aid kit and be prepared to explain what each item is used for.

Health 2 (SF 50227)

Select four Staying Healthy Skills and complete the activities for that section. Bring the project book and be prepared to discuss the completed sections. Exhibit a “smarts” project as explained in the project manual.

Health 3 (SF 50228)

Select four Keeping Fit Skills and complete the activities for that section. Bring the project book and be prepared to discuss the completed sections. Exhibit a poster or display on one of the Keeping Fit Skills.

Health - Your Thoughts Matter – Navigating Mental Health (not eligible for state fair)

Prepare an exhibit that demonstrates the knowledge and understanding gained through completion of the Your Thoughts Matter Member Project Guide. Exhibit the following 1) a poster or display that highlights activities and knowledge gained as you completed any two of activities 1 – 9 included in the curriculum; AND 2) the item you created in Activity 10 - the flyer, website, video, or other promotional tool that points individuals to the resources you found. To exhibit in this project area, 4-H members must have been involved in a 4-H Your Thoughts Matter SPIN Club experience.

Health Innovation Class (SF 50229)**Open to youth enrolled in Health 1, 2 or 3.**

Demonstrate the skills and knowledge you have gained through the Health project. The exhibit may include, but isn't limited to, original works, objects, demonstrations, digital presentations, programs, websites, games, apps, performances, or posters which you have made. Choose whatever method best shows what you've learned. Your exhibit should not fit in the other exhibit options for this project. You must furnish any equipment you need for your exhibit. Internet service will not be provided for the exhibit. All exhibits must include something visual, such as a printed copy of a digital presentation, which will remain on display during the exhibition. Electronic equipment will only be used during your personal judging time and will not remain on display during the entire exhibit period.

Health Ready4Life Challenge (SF 50231)**Open to 11- to 18-year-olds enrolled in any Health project.**

Exhibits in this category must include the following: a) a physical representation of the career or business product such as a model, prototype or display/portfolio that includes images of accomplished work; b) verbal or written explanations that demonstrate knowledge of the related career or business fields, potential careers, and the appropriate requirements for achievement in those fields. The judging criteria for this class values thoroughness of career and/or business exploration and pursuit above the workmanship of the physical specimen on display.

HORSE

For youth enrolled in Horse

UNIT 18 HORSE, PONY & MULE SHOW

RULES:

1. Proper attire is encouraged in all classes. Participants must wear boots or other appropriate shoes, no tennis shoes. ALL exhibitors must wear approved protective head gear, with safety harness (fastened and buckled). This is required BY ALL RIDERS WHENEVER MOUNTED. Helmets must meet ASTM/SEI standards
2. ALL EQUINE exhibited must present a current negative Coggins the day of the show (yellow paper).
3. NO stallions, except 2020 colt shown in Foal Class.

4. NO exhibitor may show more than one animal in any class.
5. Animals need not be "registered" to show. Grade horses, ponies and mules may be shown.
6. Lease/Ownership papers must be on file at the Extension office by **May 1, 2021**.
7. All exhibitors are required to complete a Quality Assurance & Ethics Clinic online at least once.
<https://web.extension.illinois.edu/qaec/>
8. All **NEW** exhibitors are required to watch 3 of the 6 horse safety videos available online at <http://web.extension.illinois.edu/cjmm/>. Members will be on the honor system to complete. Upon completion the 4-H member must complete the online completion form. This will generate an e-mail to the Extension office notifying the office of completion.
9. Unruly horses will be asked to leave.
10. UNSPORTSMANLIKE conduct by an exhibitor may be grounds for disqualification.
11. Two minute gate call unless announced -- "Tack Change".
12. Only healthy horses are to be shown.
13. Judges and Superintendents decisions are final.
14. Any questions about any rules, PLEASE talk with show superintendents prior to classes.
15. **"Guidelines for Junior Horse Shows" will be followed as close as possible.** This booklet is available online at <https://web.extension.illinois.edu/cjmm/downloads/69406.pdf> or upon request from the Extension Office.
16. Age divisions for showmanship, pleasure & horsemanship classes will be: Junior 8-12 (as of 9/1/20) & Senior 13-18 (as of 9/1/20).
17. Members may exhibit a poster or display instead of showing an animal (but not both). The display or poster should be exhibited at your local General Show.
18. Every effort will be made to use an electric eye; otherwise stop watches will be used for these timed classes.
19. If a Junior or Senior Division class has less than three exhibitors registered, the classes will be combined.

SHOW ORDER

Halter Classes

Class 1 – Stock Horses (Quarter, Paint, Appaloosa, etc.)

Class 2 – Non-Stock Horses (Arabian, Gaited, Thoroughbred, etc.)

Class 3 – Yearling Filly or Gelding – Shown at halter. Judged on condition, grooming and conformation of animal. Stock Type Only (Western).

Class 4 – Two Year Old or Older Mare or Gelding – Shown at halter. Judged on condition, grooming, and conformation of animal.

Class 5 - Pony (56 in. and under) -- Shown at halter. Judged on condition, grooming and conformation of animal.

Class 6 - Showmanship at Halter (13 and over) -- To be judged on the exhibitor's ability to show his/her horse to the best advantage. Consideration to be given to the grooming and condition of the horse, ability to lead and pose horse. Proper position of exhibitor and dress of exhibitor to be judged.

Class 7 - Showmanship at Halter (12 and under) To be judged same as class 6.

TACK CHANGE – Up to five minutes

A Helmet must be worn by all participants of classes 8-27. No exceptions! Chin strap must be properly adjusted. If rider loses helmet it is an automatic disqualification.

Class 8 – Walk Trot – Beginner class. Anyone entered in this class cannot canter or lope their horse in any other class including poles and barrels.

Class 9 - English Equitation -- saddle seat/hunt seat, all ages. The class will be worked at a walk, a trot, and a canter in both directions of the ring. The class may be asked to extend normal gaits, to mount and dismount, or to back.

Class 10 – English Pleasure – (13 and over)

Class 11 – English Pleasure – (12 and under)

TACK CHANGE – Up to five minutes

Class 12 – Western Horsemanship – The horse will be expected to walk, trot, canter, back and execute lead changes. Riders may be asked to dismount and mount.

Class 13 - Western Pleasure (13 and over) -- Must be able to walk, trot and canter in both directions. The horse should be a willing worker, working on a light contact rein with the proper lead at all times.

Class 14 - Western Pleasure (12 and under) -- Judged same as class 36a.

Class 15 – Country Pleasure (13 & over) for gaited horses only, can be either discipline Western or English.

Class 16 – Country Pleasure (12 & under) for gaited horses only, can be either discipline Western or English.

Class 17 – Gaited Equitation For gaited horses only.

Patterned Riding

Patterned riding is open to Western and English riders. Riders will be asked to execute lead changes. Judged on quality of gaits, response to rider, manners and disposition. Horses should perform with reasonable speed, be sensible, well-mannered, free and easy moving. May be asked to walk, trot, lope/cantor.

Class 18 – Patterned Riding (13 and over)

Class 19 – Patterned Riding (12 and under)

Class 20 – Trail (13 and over) – Judged on performance of the horse over obstacles. Judge will assign a point value to each obstacle and the points will be added or subtracted accordingly. Credit will be given to horses negotiating obstacles cleanly, smoothly and alertly with style and in prompt response to riders' cues.

Recommended obstacles may include: 1) Gate 2) Bridge 3) Back Through 4) Water Hazard 5) Carry Object 6) Ground Tie 7) Slicker Carry 8) Side Pass 9) Mailbox 10) Line Circle 11) Walk, Trot or Cantor over and around obstacles 12)

Mount/Dismount. Three refusals to any obstacle and the rider will lose points in that area and will proceed to the next obstacle. Trail class to be posted by the judge the day of the show.

Class 21 – Trail (12 and under) – Judged same as class 20.

Class 22 – Egg & Spoon (13 and over)

Class 23 – Egg & Spoon (12 and under)

Class 24 - Pole Bending (13 and over)

Class 25 - Pole Bending (12 and under)

Class 26 - Barrel Racing (13 and over)

Class 27 - Barrel Racing (12 and under)

Horse Animal Science (SF 50135)

Prepare a display focusing on any activity related to the horse project. Demonstrate the skills and knowledge you have gained through the animal project you studied. The exhibit may include, but isn't limited to, original works, objects, demonstrations, digital presentations, programs, websites, games, apps, performances, or posters which you have made. Choose whatever method best shows what you've learned. You must furnish any equipment you need for your exhibit. Internet service will not be provided for the exhibit. All exhibits must include something visual, such as a printed copy of a digital presentation, which will remain on display during the exhibition. Electronic equipment will only be used during your personal judging time and will not remain on display during the entire exhibit period. Live animals are not permitted as exhibits in this area. For safety reasons, exhibits cannot include glass, syringes with needles or any other sharp objects.

Animal Science Horse Ready4Life Challenge (SF 50137)

Open to 11- to 18-year-olds enrolled in any Horse project.

Exhibits in this category must include the following: a) a physical representation of the career or business product such as a model, prototype or display/portfolio that includes images of accomplished work; b) verbal or written explanations that demonstrate knowledge of the related career or business fields, potential careers, and the appropriate requirements for achievement in those fields. The judging criteria for this class values thoroughness of career and/or business exploration and pursuit above the workmanship of the physical specimen on display.

HORTICULTURE: FLORICULTURE

Each county may submit 3 entries total from 50192, 50193, 50194, 50195, 50196; and 1 entry from 50198.

Floriculture A (SF 50192)

Exhibit one of the following options:

- Create a flower arrangement, either a round arrangement or a bud vase. No silk flowers are permitted; **OR**
- Create a photo collage or a collection of pictures of flowers that you have raised. Label your flowers by name and tell if you started with a seed, cutting or transplants. Mount pictures on a poster board; **OR**
- Exhibit in one container: 3 stems of blooms - each with attached foliage. Foliage that would go inside the container may be removed. All three blooms or stems should be the same variety, color, shape and size and must have been grown from seed, young seedling plants, bulbs or rhizomes by the exhibitor. (NOTE: Exhibitors choosing lilies should include no more than 2/3 of foliage for their exhibit.)

Floriculture B (SF 50193)

Exhibit one of the following options:

- Display a mixed planter that may include herbs with foliage plants and/or flowering plants. The planter should include three or more kinds of plants. The container exhibit space must not exceed 18"x18".
- Create an artistic display of dried flowers and/or herbs explaining how each was dried; **OR**
- Create a photo collage or collection of pictures of plants from your theme garden. Label your plants by name and explain how the plants were chosen to fit the theme.

Floriculture C (SF 50194)

Exhibit one of the following options:

- Create a terrarium. Selected plants should be started by the exhibitor from cuttings or seeds or as purchased plugs. The terrarium must be cared for by the exhibitor for at least 5 months. Exhibitor should be able to explain the different plant, soil, and environmental needs and watering requirements of a closed system; **OR**
- Exhibit a plant that you propagated from cuttings, layering or division or started from seed. Create a photo board showing the progression of growth. Tips for vegetative propagation of houseplants can be found in the University of Illinois Extension Gardener's Corner (go.illinois.edu/gardenerscorner).

Floriculture D (SF 50195)

Exhibit one of the following options:

- Create a centerpiece around a theme such as a wedding, holiday, birthday, etc. No silk flowers are permitted; **OR**
- Create an exhibit of forced bulbs in a pot.

Floriculture Display (SF 50196)

(Open to youth enrolled in Floriculture A, Floriculture B, Floriculture C, and Floriculture D)

Present an exhibit of the member's choice that focuses on some aspect of floriculture which does not fit in the categories above. The exhibit may include, but isn't limited to, dish gardens, original works, objects, demonstrations, digital presentations, programs, websites, games, apps, performances, or posters which you have made. Choose whatever method best shows what you've learned. You must furnish any equipment you need for your exhibit. Internet service will not be provided for the exhibit. All exhibits must include something visual, such as a printed copy of a digital presentation, which will remain on display during the exhibition. Electronic equipment will only be used during your personal judging time and will not remain on display during the entire exhibit period.

Floriculture Ready4Life Challenge (SF 50198)

Open to 11- to 18-year-olds enrolled in any Floriculture project.

Exhibits in this category must include the following: a) a physical representation of the career or business product such as a model, prototype or display/portfolio that includes images of accomplished work; b) verbal or written explanations that demonstrate knowledge of the related career or business fields, potential careers, and the appropriate requirements for achievement in those fields. The judging criteria for this class values thoroughness of career and/or business exploration and pursuit above the workmanship of the physical specimen on display.

HORTICULTURE: VEGETABLE GARDENING

Each county may submit 3 entries total for 50313, 50314, 50315, 50316; and 1 entry for 50318.

All exhibits must have been grown by the exhibitor as part of their current gardening 4-H project. Exhibitors should be knowledgeable about various aspects of the produce, including but not limited to different varieties, soil testing, fertilizers used, etc. Exhibits should be prepared according to the Illinois Vegetable Garden Guide website: <http://web.extension.illinois.edu/vegguide/>. Waxes and oils may not be used on vegetables or fruits. Any plant infested with insects will be removed from the exhibit area and will not be eligible for champion awards.

Herb Display (SF 50313)

(Open to youth in Vegetable Gardening A, Vegetable Gardening B, Vegetable Gardening C, and Vegetable Gardening D)

Herbs should be grown in pots (8" maximum diameter). Categories: Mint, Oregano, Rosemary, Sage, Thyme, and all other herbs. Herbs should be labeled with common and Latin names. Herbs should be in your care for a minimum of three months for state fair exhibits. Remove dead leaves from plants and check that the soil is clear of debris such as dead leaves. In addition to class Champions, Herb Category Grand and Reserve Grand Champions may be selected. When exhibiting herb plants, be sure to grow the plants in the container to be displayed to avoid transplant shock. Exhibits will be evaluated based on cleanliness, uniformity, condition, quality, and trueness to variety. Additional herb resources are located on the project resources section of the Illinois 4-H website.

Vegetable Display (SF 50314)

(Open to youth in Vegetable Gardening A, Vegetable Gardening B, Vegetable Gardening C, and Vegetable Gardening D)

1. This class is allowed a 2'6" x 2'6" space for display.
2. Display must include 6 or more different kinds of vegetables. There may not be more than 2 different varieties of any vegetable. For example, red and white potatoes would be classified as two different varieties. Acorn squash and zucchini would be classified as two different vegetables.
3. The number and type of vegetables used must conform to the Vegetable Plate/Basket List.
4. Exhibitors must provide the name and variety of all vegetables used (i.e. Cabbage – Golden Acre; Cucumber, slicing – Straight Eight; Tomatoes, slicing – Rocky Top; Snap Beans – Contender, etc.).

Vegetable Plate (SF 50315)

(Open to youth in Vegetable Gardening A, Vegetable Gardening B, Vegetable Gardening C, and Vegetable Gardening D)

1. Exhibit must include 2 single vegetable plates. (Exhibitor will furnish the disposable plates.)
2. Number of vegetables on plates must conform to plate list below.
3. Only one variety on each plate.
4. An exhibitor cannot show two plates of the same type vegetable. (i.e.: Cannot exhibit red *and* white potatoes or zucchini *and* straightneck summer squash.)

VEGETABLE PLATE/DISPLAY LIST

When selecting vegetables for exhibition, keep in mind that the judge will evaluate them on the basis of cleanliness, uniformity, condition, quality, and trueness to variety. (*Lists are provided by UI Extension Horticulturists; Items are listed*

according to the correct definition of vegetables)

Asparagus (5 spears)

Beans, Lima (12 pods)

Beets (5)

Broccoli (1 head)

Brussels sprouts (12 sprouts)

Cabbage (1 head)

Cauliflower (1 head)

Carrots (5)

Cucumber, pickling or slicing (5)

Eggplant (1)

Garlic (5)

Kohlrabi (5)

Lettuce (1 head or plant)

Muskmelon incl. cantaloupe (1)

Okra (12)

Onions, large, dry (5)

Onions, green or set (12)

Squash, winter (Acorn, butternut, buttercup, spaghetti, Hubbard, Turks's Turban) (1)

Beans, Snap, Green Pod or Golden Wax (12 pods)

Greens (collard, endive, escarole, kale, mustard, spinach, Swiss chard) (1 plant)

Horseradish Root (1 marketable root specimen harvested this year)

Parsnips (5)

Peas, (12 pods)

Peppers, large fruited (bell/banana) (5)

Peppers, small fruited (chili/cherry) (12)

Popcorn (5)

Potatoes (any variety) (5)

Pumpkin (1)

Rhubarb, trimmed stalks (3)

Rutabaga (5)

Salsify (5)

Squash, summer (any variety) (3)

Sweet corn, in husks (5)

Tomatoes, slicing (5)

Tomatoes, small fruited (12)

Turnip (5)

Watermelon (1)

Vegetable Gardening Display (SF 50316)

(Open to youth in Vegetable Gardening A, Vegetable Gardening B, Vegetable Gardening C, Vegetable Gardening D)

Present an exhibit of the member's choice that focuses on some aspect of vegetable gardening which does not fit in the categories above. The exhibit may include, but isn't limited to, original works, objects, demonstrations, digital presentations, programs, websites, games, apps, performances, or posters which you have made. Choose whatever method best shows what you've learned. You must furnish any equipment you need for your exhibit. Internet service will not be provided for the exhibit. All exhibits must include something visual, such as a printed copy of a digital presentation, which will remain on display during the exhibition. Electronic equipment will only be used during your personal judging time and will not remain on display during the entire exhibit period.

Vegetable Gardening Ready4Life Challenge (SF 50318)

Open to 11- to 18-year-olds enrolled in any Vegetable Gardening project.

Exhibits in this category must include the following: a) a physical representation of the career or business product such as a model, prototype or display/portfolio that includes images of accomplished work; b) verbal or written explanations that demonstrate knowledge of the related career or business fields, potential careers, and the appropriate requirements for achievement in those fields. The judging criteria for this class values thoroughness of career and/or business exploration and pursuit above the workmanship of the physical specimen on display.

INTERCULTURAL

Each county may submit 1 individual entry from 50233; 1 individual entry from 50234; 1 individual entry from 50236; 1 club entry from 50235. **Due to space restrictions, exhibits are limited to 2' 6" wide and 15" deep.**

Passport to the World, Individual (SF 50233)

Prepare a display illustrating what you have learned about a country's or U.S. region's geography, economy, agriculture, people, language, housing, culture, music, crafts, clothing, holidays or other aspect. Exhibit should be educational in nature and should not promote one's beliefs over another person's beliefs. The exhibit may include, but isn't limited to, original

works, objects, demonstrations, digital presentations, programs, websites, games, apps, performances, or posters which you have made. Choose whatever method best shows what you've learned. You must furnish any equipment you need for your exhibit. Internet service will not be provided for the exhibit. All exhibits must include something visual, such as a printed copy of a digital presentation, which will remain on display during the exhibition. Electronic equipment will only be used during your personal judging time and will not remain on display during the entire exhibit period. Include the project manual with completed sections that pertain to the exhibit information. Due to space restrictions, exhibits are limited to 2' 6" wide and 15" deep.

Diversity & Cultural Awareness (SF 50234)

Create a display or binder portfolio that illustrates the results of a minimum of three (3) completed activities from the project book. Due to space restrictions, exhibits are limited to 2' 6" wide and 15" deep.

Intercultural Ready4Life Challenge (SF 50236)

Open to 11- to 18-year-olds enrolled in any Intercultural project.

Exhibits in this category must include the following: a) a physical representation of the career or business product such as a model, prototype or display/portfolio that includes images of accomplished work; b) verbal or written explanations that demonstrate knowledge of the related career or business fields, potential careers, and the appropriate requirements for achievement in those fields. The judging criteria for this class values thoroughness of career and/or business exploration and pursuit above the workmanship of the physical specimen on display.

Intercultural, Club, Includes *Passport to the World, Diversity & Cultural Awareness, and Latino Cultural Arts Projects* (SF 50235)

Exhibit a display illustrating the steps that the club has completed on the project selected for the year. Include a written outline or report of accomplishments and future goals. The exhibit may include, but isn't limited to, original works, objects, demonstrations, digital presentations, programs, websites, games, apps, performances, or posters which you have made. Choose whatever method best shows what the club members have learned. You must furnish any equipment you need for your exhibit. Internet service will not be provided for the exhibit. All exhibits must include something visual, such as a printed copy of a digital presentation, which will remain on display during the exhibition. Electronic equipment will only be used during your personal judging time and will not remain on display during the entire exhibit period. The display must be accompanied by 3 or more club exhibitors at the time of the judge's critique. Club members should make a 5- to 10-minute presentation to the judge. All club members present for the judge's critique should be able to discuss the project and answer questions. Only club members present for judging who participate in the actual critique and presentation are eligible for ribbons and premiums. Due to space restrictions, exhibits are limited to 2' 6" wide and 15" deep.

INTERIOR DESIGN

Each county may submit 2 entries total from 50242, 50243, 50244, 50245; and 1 entry from 50247.

Design Decisions, Beginning (SF 50242)

Any exhibit must have been created or redesigned by the exhibitor as part of their current Interior Design 4-H project. Exhibitors should be knowledgeable about various aspects of the project. Exhibits could include items such as, but not limited to, comparison studies of different products or techniques; made accessories, wall-hangings, window coverings, or furniture items; refinished or redesigned furniture; or a plan to solve some type of interior design problem. Exhibit should be appropriate to the exhibitor's age, skills and ability in this project.

Design Decisions, Intermediate (SF 50243)

Any exhibit must have been created or redesigned by the exhibitor as part of their current Interior Design 4-H project. Exhibitors should be knowledgeable about various aspects of the project. Exhibits could include items such as, but not limited to, comparison studies of different products or techniques; made accessories, wall-hangings, window coverings, or

furniture items; refinished or redesigned furniture; or a plan to solve some type of interior design problem. Exhibit should be appropriate to the exhibitor's age, skills and ability in this project.

Design Decisions, Advanced (SF 50244)

Any exhibit must have been created or redesigned by the exhibitor as part of their current Interior Design 4-H project. Exhibitors should be knowledgeable about various aspects of the project. Exhibits could include items such as, but not limited to, comparison studies of different products or techniques; made accessories, wall-hangings, window coverings, or furniture items; refinished or redesigned furniture; or a plan to solve some type of interior design problem. Exhibit should be appropriate to the exhibitor's age, skills and ability in this project.

Interior Design Innovation Class (SF 50245)

Open to enrolled in Interior Design.

Demonstrate the skills and knowledge you have gained through the Interior Design project. The exhibit may include, but isn't limited to, original works, objects, demonstrations, digital presentations, programs, websites, games, apps, performances, or posters which you have made. Choose whatever method best shows what you've learned. Your exhibit should not fit in the other exhibit options for this project. You must furnish any equipment you need for your exhibit. Internet service will not be provided for the exhibit. All exhibits must include something visual, such as a printed copy of a digital presentation, which will remain on display during the exhibition. Electronic equipment will only be used during your personal judging time and will not remain on display during the entire exhibit period.

Interior Design Ready4Life Challenge (SF 50247)

Open to 11- to 18-year-olds enrolled in the Interior Design project.

Exhibits in this category must include the following: a) a physical representation of the career or business product such as a model, prototype or display/portfolio that includes images of accomplished work; b) verbal or written explanations that demonstrate knowledge of the related career or business fields, potential careers, and the appropriate requirements for achievement in those fields. The judging criteria for this class values thoroughness of career and/or business exploration and pursuit above the workmanship of the physical specimen on display.

LEADERSHIP

Each county may submit 3 entries total from 50249, 50250, 50251, 50252; 2 entries from 50254; 1 entry from 50255.

Leadership 1 (SF 50249)

Create a binder portfolio with a minimum of four (4) completed activities each year from the areas noted below. Build upon your previous year's work. Photocopies or original pages of the completed activities from the book should be included in the portfolio.

- **First Year** – One activity from each of the following sections: Understanding Self; Communication; and Getting Along with Others, plus one activity of exhibitor's choice from the manual.
- **Second Year** – One activity from each of the following sections: Getting Along with Others; Learning to Learn; and Making Decisions, plus one activity of exhibitor's choice from the manual.
- **Third Year** – One activity from each of the following sections: Making Decisions; Managing; and Working with Groups, plus one activity of exhibitor's choice from the manual.

Leadership 2 (SF 50250)

Building upon your previous work, continue adding to your binder portfolio with a minimum of four (4) completed activities each year from the areas noted below. Photocopies or original pages of the completed activities from the book should be included in the portfolio.

- **First Year** – One activity from each of the following sections: Understanding Self; Communication; and Getting Along with Others, plus one activity of exhibitor's choice from the manual.

- **Second Year** – One activity from each of the following sections: Getting Along with Others; Learning to Learn; and Making Decisions, plus one activity of exhibitor's choice from the manual.
- **Third Year** – One activity from each of the following sections: Making Decisions; Managing; and Working with Groups, plus one activity of exhibitor's choice from the manual.

Leadership 3 (SF 50251)

Building upon your previous work, continue adding to your binder portfolio with a minimum of four (4) completed activities each year from the areas noted below. Photocopies or original pages of the completed activities from the book should be included in the portfolio.

- **First Year** – One activity from each of the following sections: Understanding Self; Communication; and Getting Along with Others, plus one activity of exhibitor's choice from the manual.
- **Second Year** – One activity from each of the following sections: Getting Along with Others; Learning to Learn; and Making Decisions, plus one activity of exhibitor's choice from the manual.
- **Third Year** – One activity from each of the following sections: Making Decisions; Managing; and Working with Groups, plus one activity of exhibitor's choice from the manual.

Leadership Innovation Class (SF 50252)

Open to youth enrolled in Leadership 1, 2, or 3.

Demonstrate the skills and knowledge you have gained through the Leadership project. **Your exhibit should not fit in the other exhibit options for this project.** The exhibit may include, but isn't limited to, original works, objects, demonstrations, digital presentations, programs, websites, games, apps, performances, or posters which you have made. Choose whatever method best shows what you've learned. You must furnish any equipment you need for your exhibit. Internet service will not be provided for the exhibit. All exhibits must include something visual, such as a printed copy of a digital presentation, which will remain on display during the exhibition. Electronic equipment will only be used during your personal judging time and will not remain on display during the entire exhibit period.

Leadership Ready4Life Challenge (SF 50255)

Open to 11- to 18-year-olds enrolled in any Leadership project.

Exhibits in this category must include the following: a) a physical representation of the career or business product such as a model, prototype or display/portfolio that includes images of accomplished work; b) verbal or written explanations that demonstrate knowledge of the related career or business fields, potential careers, and the appropriate requirements for achievement in those fields. The judging criteria for this class values thoroughness of career and/or business exploration and pursuit above the workmanship of the physical specimen on display.

Leadership Group Exhibit (SF 50254)

Open to clubs and groups whose members are enrolled in any Leadership project

Exhibit a display illustrating how your group has used the Teens As Leaders model effectively in your club, community, school, or state. Leadership activities might include planning, advising, promoting, mentoring, teaching or advocating for change. The exhibit may include, but isn't limited to, original works, objects, demonstrations, digital presentations, programs, websites, games, apps, performances, or posters which you have made. Choose whatever method best shows what you've learned. You must furnish any equipment you need for your exhibit. Internet service will not be provided for the exhibit. All exhibits must include something visual, such as a printed copy of a digital presentation, which will remain on display during the exhibition. Electronic equipment will only be used during your personal judging time and will not remain on display during the entire exhibit period. The display must be accompanied by 3 or more 4-H members at the time of the judge's critique. Club members should make a 5- to 10-minute presentation to the judge. All club members present for the judge's critique should be able to discuss the project and answer questions. Only club members present for judging who participate in the actual critique and presentation are eligible for ribbons and premiums. Due to space limitations, exhibits are limited to 2'6" wide and 15" deep.

MAKER

Each county may submit 3 entries total from 50400.

Exhibits in this category are designed to be multi-disciplinary in nature, innovative, and must not fit into any other exhibit category. To qualify for this category, your project **MUST** abide by the following guidelines:

- Exhibitors must complete the DIY Make & Build Curriculum, and answer all the questions at the end of each lesson. You must display (or upload if virtual) your answers to these questions, as well as your Maker Log from the DIY Make and Build curriculum.
- Exhibits must be an object or device that has an intended purpose and uses technology in either a mechanical way, digital (computer) way, or combination of the two. Your device or object **cannot** be one of the included activities in the DIY Make and Build Curriculum.
- The device must be something that can be used in everyday life by multiple people (a target audience), and **MUST** be manufactured/built by the exhibitor (If not fully manufactured by the exhibitor, the device **MUST** be modified structurally or be reprogramed to perform a different function other than what it was designed to do).
- Exhibits **MUST** be able to interact with the outside world. (e.g. an on off switch, input sensors, feedback, etc.)
- Exhibits **MUST** include a detailed build log with instructions on how to make or build the exhibit, **AND** contain either a 3D rendering or detailed and labeled sketches of the device/product.
- All parts and software used in the design/build **MUST** be listed in a detailed Bill of Materials including cost per item and total cost. Total time spent on the build must be documented in your build log.

In addition, exhibitors are **HIGHLY** encouraged to use tools such as 3-D printers, laser cutters, routers and/or other hand/power tools to help in the manufacturing process (**NOTE: Simply 3-D printing or laser cutting an object without the other specifications does not qualify as a Maker Project**). It is also **HIGHLY** encouraged that exhibits use Open Source software and/or hardware in the build.

NATURE: NATURAL RESOURCES AND OUTDOOR ADVENTURES

Each county may submit 3 entries from 50256, 50257, 50258, 50259; 1 entry from 50267.

Electricity and water are **NOT** available for these displays. **NO live animals or reptiles are permitted in these exhibits.**

Natural Resources 1 (SF 50256)

Exhibit any item developed from the project book, *Step Into Nature*.

Natural Resources 2 (SF 50257)

Exhibit any item developed from the project book, *Explore the Natural World*.

Natural Resources 3 (SF 50258)

Exhibit any item developed from the project book, *Blaze the Trail*.

Outdoor Adventures 1: (SF 50259)

Exhibit a display illustrating an activity completed from the project manual.

Outdoor Adventures 2 (SF 50259)

Exhibit a display illustrating an activity completed from the project manual.

Outdoor Adventures 3 (SF 50259)

Exhibit a display illustrating an activity completed from the project manual.

Natural Resources Ready4Life Challenge (SF 50267)

Open to 11- to 18-year-olds enrolled in any Natural Resources and Outdoor Adventures project.

Exhibits in this category must include the following: a) a physical representation of the career or business product such as a model, prototype or display/portfolio that includes images of accomplished work; b) verbal or written explanations that demonstrate knowledge of the related career or business fields, potential careers, and the appropriate requirements for achievement in those fields. The judging criteria for this class values thoroughness of career and/or business exploration and pursuit above the workmanship of the physical specimen on display.

NATURE: FISHING AND WILDLIFE

Each county may submit 3 entries total from 50260, 50261, 50262, 50266, 50263, 50265; and 1 entry from 50291.

Sportsfishing 1 (SF 50260)

Exhibit a product or display made to complete an activity in the *Take the Bait* project manual. This could include, but is not limited to, displays on: different types of fishing tackle, identifying different baits and their uses (no actual bait, please) or identifying the anatomy of a fish. For safety reasons, lures must be placed in a plastic case.

Sportsfishing 2 (SF 50261)

Exhibit a product or display made to complete an activity in the *Reel in the Fun* project manual. This could include, but is not limited to, displays on: different types of knots or rigs and their use; a collection of fishing lures, labeled with their use; or information on preparing and cooking fish (not recipes). For safety reasons, lures must be placed in a plastic case.

Sportsfishing 3 (SF 50262)

Exhibit a product or display made to complete an activity in the *Cast into the Future* project manual. This could include, but is not limited to, displays on: making artificial flies and lures; researching effects of water temperature; sportsfishing careers; or identifying insects that fish eat. For safety reasons, lures must be placed in a plastic case.

Wildlife 1 (SF 50266)

Exhibit any activity developed from the project manual. Be able to explain the importance of and concept behind the exhibit.

Wildlife 2 (SF 50263)

Exhibit any activity developed from the project manual. (Ex. Create a display of the life history of an animal.) Within the exhibit, explain the importance of and concept behind the exhibit.

Wildlife 3 (SF 50265)

Exhibit any activity developed from the project manual. Be able to explain the importance of and concept behind the exhibit.

Fishing & Wildlife Ready4Life Challenge (SF 50291)

Open to 11- to 18-year-olds enrolled in any Fishing or Wildlife project.

Exhibits in this category must include the following: a) a physical representation of the career or business product such as a model, prototype or display/portfolio that includes images of accomplished work; b) verbal or written explanations that demonstrate knowledge of the related career or business fields, potential careers, and the appropriate requirements for achievement in those fields. The judging criteria for this class values thoroughness of career and/or business exploration and pursuit above the workmanship of the physical specimen on display.

Exploring Your Environment 1 (not eligible for state fair)

Prepare a display or poster that illustrates an activity from the project manual. The display should demonstrate an

understanding of natural and/or manmade environments, how humans affect the environment, or how the environment affects our lives. Include your project manual that documents activity recordkeeping, your answers to activity questions, and details personal thoughts and ideas.

Exploring Your Environment 2 (not eligible for state fair)

Prepare a display or poster that illustrates an activity from the project manual. The display should demonstrate an understanding of one of the following: stewardship of natural resources, investigating greenhouse effects on living organisms, methods of reducing or managing waste in your home or community, or calculating your ecological footprint. Include your project manual that documents activity recordkeeping, your answers to activity questions, and details personal thoughts and ideas.

PHOTOGRAPHY

Each county may submit 3 entries total from 50268, 50269, 50270, 50271, 50272; and 1 entry from 50274.

ALL photos in exhibits must have been taken by the exhibitor. Photo/Model releases from individuals pictured in the exhibitor's photographs are required unless the photograph is of a group in a public place where identification would not be an issue. The release can be obtained at: <https://4h.extension.illinois.edu/members/projects/photography>. Photos may be taken with a camera, an electronic tablet (i.e. iPad), or a cell phone.

ALL photos must be accompanied by details of the camera settings that include:

- a) Camera/device used
- b) Aperture (F-stop)
- c) Exposure time (shutter speed)
- d) ISO (film/sensor sensitivity)
- e) Lighting used (flash, artificial, sunlight, other)
- f) Lens filters (ultra-violet, polarizing, etc) it used.

Additional details required for Photo Editing ONLY:

- g) Photo editing software/application used (required for ALL edits and retouches except for cropping)
- h) Filters used (lens filters and/or digital/software filters)

Members are allowed to shoot on camera's automatic setting, but should be able to find the metadata information on the photo to discuss the information above.

The exhibition size requirements for all photographs will be:

Minimum image size: 5" x 7"

Maximum image size: 8" x 10"

Maximum exhibit size (including frame): 18" x 20"

All exhibitors must include unframed (taped to the back of the framed exhibit or attached to the project booklet) **original or un-edited** versions of either the same subject or the examples of the same technique that the framed image represents. This will assist the judge in understanding the choices made by the photographer to build the exhibited composition.

NOTE: Images taken with devices that apply an automatic filter will not be eligible for award.

Photography 1 (SF 50268)

Exhibit one framed photo which demonstrates your understanding of a technique you learned from your Photography 1 project manual. No photo editing is allowed in this class except cropping and red eye removal. Be prepared to show the page in the manual of the technique you are demonstrating.

Photography 2 (SF 50269)

Exhibit one of the options listed below:

- Exhibit one framed 8" x 10" close-up photograph using the skills learned on page 62-63 (section: Bits and Pieces) of the project manual titled *Controlling the Image*. No photo editing is allowed in this class except cropping and red eye removal; **OR**
- Exhibit one framed 8" x 10" photo which demonstrate your understanding of a technique you learned from your Photography 2 project manual. No photo editing is allowed in this class except cropping and red eye removal. Be prepared to show the page in the manual of the technique you are demonstrating.

Photography 3 (SF 50270)

Exhibit one of the options listed below:

- Exhibit one framed 8" x 10" still-life photo that demonstrates good composition, including color, form, texture, lighting and depth of field. No photo editing is allowed in this class except cropping and red eye removal; **OR**
- Exhibit one framed 8" x 10" photo which demonstrates your understanding of a technique you learned from your Photography 3 project manual. No photo editing is allowed in this class except cropping and red eye removal. Be prepared to show the page in the manual of the technique you are demonstrating.

Photo Editing (SF 50271)

Open to members in Photography 1, Photography 2, and Photography 3.

Exhibit one framed 8" x 10" photo that has been altered using digital photo-editing techniques (beyond cropping and red-eye reduction). Include a print of the original photo(s), taped to the back of the photo frame. Photos in which an automatic filter was applied at the time the photograph was taken will not be eligible for award.

Photography Innovation Class: (SF 50272)

Open to youth enrolled in Photography 1, 2, and 3.

Demonstrate the skills and knowledge you have gained through the Photography project. **Your exhibit should not fit in the other exhibit options for this project.** The exhibit may include, but isn't limited to, original works, objects, demonstrations, digital presentations, programs, websites, games, apps, performances, or posters which you have made. Choose whatever method best shows what you've learned. You must furnish any equipment you need for your exhibit. Internet service will not be provided for the exhibit. Electronic equipment will only be used during your personal judging time and will not remain on display during the entire exhibit period. All exhibits must include one framed photo illustrative of the work you are presenting.

Photography Ready4Life Challenge (SF 50274)

Open to 11- to 18-year-olds enrolled in any Photography project

Exhibits in this category must include the following: a) a physical representation of the career or business product such as a model, prototype or display/portfolio that includes images of accomplished work; b) verbal or written explanations that demonstrate knowledge of the related career or business fields, potential careers, and the appropriate requirements for achievement in those fields. The judging criteria for this class values thoroughness of career and/or business exploration and pursuit above the workmanship of the physical specimen on display.

PLANTS & SOILS

Plants & Soils 1 (not eligible for state fair)

Prepare a display or poster that illustrates an activity from the project manual. The display should demonstrate an understanding of environmental and internal factors that affect plant growth and the function and characteristics of soil. Include your project journal that documents activity recordkeeping requirements, answers activity questions, and details personal thoughts and ideas.

Plants & Soils 2 (not eligible for state fair)

Prepare a display or poster that illustrates an activity from the project manual. The display should demonstrate an understanding of the composition of plants, the functions of individual plant parts, plant life cycles, and the many ways plants reproduce. Include your project journal that documents activity recordkeeping, answers activity questions, and details personal thoughts and ideas.

Plants & Soils 3 (not eligible for state fair)

Prepare a display or poster that illustrates an activity from the project manual. The display should demonstrate an understanding of the relationship between soil and other cycles found in nature. Displays should also provide an example of a leadership or service-learning experience focused on environmental stewardship. Include your project journal that documents activity recordkeeping requirements, answers activity questions, and details personal thoughts and ideas.

Plants & Soils Ready4Life Challenge (not eligible for state fair)

Open to 11- to 18-year-olds enrolled in any Plants & Soils project.

Exhibits in this category must include the following: a) a physical representation of the career or business product such as a model, prototype or display/portfolio that includes images of accomplished work; b) verbal or written explanations that demonstrate knowledge of the related career or business fields, potential careers, and the appropriate requirements for achievement in those fields. The judging criteria for this class values thoroughness of career and/or business exploration and pursuit above the workmanship of the physical specimen on display.

POULTRY

For youth enrolled in Poultry

Class 060 Single Pullet — female hatched on or after Jan. 1 of current year

Class 061 Single Cockerel — male hatched on or after Jan. 1 of current year

Class 062 Single Hen — female hatched prior to Jan. 1 of current year

Class 063 Single Rooster — male hatched prior to Jan. 1 of current year

Class 064 Laying Pen — three laying hens, hatched prior to Jan. 1 of current year

Class 065 Market Pen — broilers/fryers -three cockerels or pullets, each weighing less than 4 lbs.

Class 066 Geese

Class 067 Ducks

Class 068 Domestic Birds (turkeys, capons, pigeons, guineas, peafowl)

Members may exhibit a poster or display instead of showing an animal (but not both). Displays/posters to be exhibited at the General Show

Poultry Animal Science (SF 50135)

Prepare a display focusing on any activity related to the poultry project. Demonstrate the skills and knowledge you have gained through the animal project you studied. The exhibit may include, but isn't limited to, original works, objects,

demonstrations, digital presentations, programs, websites, games, apps, performances, or posters which you have made. Choose whatever method best shows what you've learned. You must furnish any equipment you need for your exhibit. .digital presentation, which will remain on display during the exhibition. Electronic equipment will only be used during your personal judging time and will not remain on display during the entire exhibit period. Live animals are not permitted as exhibits in this area. For safety reasons, exhibits cannot include glass, syringes with needles or any other sharp objects.

Animal Science Poultry Ready4Life Challenge (SF 50137)

Open to 11- to 18-year-olds enrolled in any Poultry project.

Exhibits in this category must include the following: a) a physical representation of the career or business product such as a model, prototype or display/portfolio that includes images of accomplished work; b) verbal or written explanations that demonstrate knowledge of the related career or business fields, potential careers, and the appropriate requirements for achievement in those fields. The judging criteria for this class values thoroughness of career and/or business exploration and pursuit above the workmanship of the physical specimen on display.

RABBITS

For youth enrolled in Rabbits

Judging for the 4-H Rabbit Show will begin at 8 a.m. with registration at 7:45 a.m. Judging will begin with breeding classes, followed by meat pens and single fryers and finish with showmanship.

Rules:

1. Rabbits must have ID in left ear prior to show or an identifying marker.
2. Rabbits shown as a single fryer or part of a meat pen cannot be shown in the breed show. However, single fryers can come from meat pens.
3. Market pens and single fryers will be weighed at the show.
4. Pet rabbits have their own class and are not eligible to show in any other class.
5. Rabbits will be released when determined by superintendents.
6. Members may exhibit a poster or display instead of showing an animal (but not both). Display or poster to be exhibited at General Show.
7. In 4-class breeds, Jr. Rabbits are to be between three and six months of age; Sr. Rabbits are older than six months.
8. In 6-class breeds, Jr. Rabbits are to be between three and six months, Int. Rabbits are between six months to eight months old, and Sr. Rabbits are older than eight months of age.
9. Rabbits will be shown by breed. Please indicate rabbit breed on entry form.

Class 100 Pet Rabbit

Class 101 4-Class Sr. Buck

Class 102 4-Class Sr. Doe

Class 103 4-Class Jr. Buck

Class 104 4-Class Jr. Doe

Class 105 6-Class Sr. Buck

Class 106 6-Class Sr. Doe

Class 107 6-Class Int. Buck

Class 108 6-Class Int. Doe

Class 109 6-Class Jr. Buck

Class 110 6-Class Jr. Doe

Class 111 Meat Pen (3 Rabbits between 3-5 lbs., 70 days or younger)

Class 112 Single Fryer (1 Rabbit between 3-5 lbs., 70 days or younger), may come from meat pen

4-class rabbit breeds include: Chinchilla, Dutch, Florida White, Jersey Wooly, Lop, Netherland Dwarf, Rex, and all other ARBA recognized 4- class purebreds (AOB).

6-class rabbit breeds include: Californian, New Zealand, Satin and all other ARBA recognized 6-class purebreds (AOB).

Please indicate the rabbit breed on the 4-H Entry Form. If you are unsure of your rabbit's breed, assistance will be given at the time of registration.

Members may exhibit a poster or display instead of showing an animal (but not both). Display or poster to be exhibited at the General Show.

Rabbit Animal Science (SF 50135)

Prepare a display focusing on any activity related to the rabbit project. Demonstrate the skills and knowledge you have gained through the animal project you studied. The exhibit may include, but isn't limited to, original works, objects, demonstrations, digital presentations, programs, websites, games, apps, performances, or posters which you have made. Choose whatever method best shows what you've learned. You must furnish any equipment you need for your exhibit. Internet service will not be provided for the exhibit. All exhibits must include something visual, such as a printed copy of a digital presentation, which will remain on display during the exhibition. Electronic equipment will only be used during your personal judging time and will not remain on display during the entire exhibit period. Live animals are not permitted as exhibits in this area. For safety reasons, exhibits cannot include glass, syringes with needles or any other sharp objects.

Animal Science Rabbits Ready4Life Challenge (SF 50137)

Open to 11- to 18-year-olds enrolled in any Rabbit project.

Exhibits in this category must include the following: a) a physical representation of the career or business product such as a model, prototype or display/portfolio that includes images of accomplished work; b) verbal or written explanations that demonstrate knowledge of the related career or business fields, potential careers, and the appropriate requirements for achievement in those fields. The judging criteria for this class values thoroughness of career and/or business exploration and pursuit above the workmanship of the physical specimen on display.

ROBOTICS

Each county may submit 3 entries total from 50285, 50286, 50288, 50289, 50292; and 1 from 50293.

NOTE: If applicable for their class and display, exhibitors must bring their own computers for demonstration purposes; computers will not be provided. Internet access will not be available.

- Exhibits in classes Robotics 1: Beginning, 50285, and 50286 are designed to be used with LEGO Mindstorms (NXT or EV3).
- Any other programmable robot kit such as Arduino or Raspberry Pi, should be exhibited in Robotics Innovation/Open Source Class (50292).

Robotics 1: Beginning: (not eligible for state fair)

Exhibitors should complete Activities 1-6 in the Robotics 1 with EV3 project book. Exhibitors will design, build and program a robot that can autonomously follow a predetermined path that changes direction at least 4 times during a single run. They will bring their project book, their program code (on laptop or on paper), and a single page write up to share what they learned about the engineering design process and programming.

Robotics 1: Intermediate: (SF 50285)

Exhibitors should complete Activities 7-12 in the Robotics 1 with EV3 project book. Exhibitors will design, build and program a robot that uses at least one sensor to autonomously follow a path, respond to and/or avoid obstacles. Exhibitors in this class must use at least one sensor in their robot design. They will bring their project book, their program code (on laptop or on paper), and a short journal sharing what they learned about the engineering design process and programming throughout their work in the project and specifically while preparing the exhibit.

Robotics 2: (SF 50286)

Exhibitors should complete Activities 1-7 in the Robotics 2 EV3N More project book. Exhibitors will design, build and program a robot that uses sensors and programming to complete one of the challenges provided after registration. They will bring their project book, their program code (on laptop or on paper), and a short journal sharing changes they made to the robot and/or program along the way, and to describe their experience with completing the challenge.

Robotics Innovation Open Source Class (SF 50292)

Open to youth enrolled in Robotics 3, but may also include youth in Robotics 1 or 2 if the exhibits meets the guidelines.

Exhibit an original robot, either homemade or a kit that does not fall under Robotics 1 or 2 that can complete a task using MULTIPLE sensors. If a robot kit is used, then some parts of the robot must be built using other components such as wood, plastic or metal. The robot can include any types of motors, pneumatics or sensors. The Innovation class can also be used for LEGO Mindstorms or VEX kits where the exhibit does not fall under Robotics 1 or 2 exhibit option. Autonomous control of the robot may also be achieved using an “open source” platform such as Arduino or Raspberry Pi and can be programmed using a coding language that is publicly available. Exhibitors in Robotics Innovation/Open Source class must bring a detailed engineering notebook that describes how the exhibitor designed, built and programmed the exhibit.

Junk Drawer Robotics

All exhibits should be original designs made with everyday objects and materials. Exhibits with purchased kits will not be accepted. Exhibitors are also required to bring their Junk Drawer Robotics Youth Robotics Notebook with the sections completed for the project they are exhibiting, including the sections leading up to the activity they are exhibiting. For example, if a youth is bringing Activity E from Junk Drawer Level 1, they should have robotics notebook sections A-E completed.

Junk Drawer Robotics 1 (not eligible for state fair)

Exhibit any item from the “To Make” activity from the Junk Drawer Robotics Level 1 Book. Be sure all robotics notebook sections within the module being exhibited are filled in.

Junk Drawer Robotics 2 (SF 50288)

Exhibit any item from the “To Make” activity from the Junk Drawer Robotics Level 2 Book. Be sure all robotics notebook sections within the module being exhibited are filled in.

Junk Drawer Robotics 3 (SF 50289)

Exhibit any item from the “To Make” activity from the Junk Drawer Robotics Level 3 Book. Be sure all robotics notebook sections within the module being exhibited are filled in.

Robotics Ready4Life Challenge (SF 50293)

Open to 11- to 18-year-olds enrolled in any Robotics project

Exhibits in this category must include the following: a) a physical representation of the career or business product such as a model, prototype or display/portfolio that includes images of accomplished work; b) verbal or written explanations that demonstrate knowledge of the related career or business fields, potential careers, and the appropriate requirements for achievement in those fields. The judging criteria for this class values thoroughness of career and/or business exploration and pursuit above the workmanship of the physical specimen on display.

SHEEP

For youth enrolled in Sheep

Class 039 Spring Ewe Lamb - born on or after Jan 1, 2021

Class 040 Fall Ewe Lamb - born Aug 1 – Dec 31, 2020

Class 041 Yearling Ewe - 1 year and under 2 years

Class 042 Ram Lamb - born after January 1, 2021

Class 043 Pair - 2 Breeding Lambs - can consist of 2 ewe lambs, 2 ram lambs or 1 of each

Class 044 Market Lamb - born after January 1, 2021

Class 045 Pair - 2 Market lambs - born after January 1, 2021. Cannot have been shown in a breeding class.

Members may exhibit a poster or display instead of showing an animal (but not both). Displays/posters to be exhibited at the General Show.

Sheep Animal Science (SF 50135)

Prepare a display focusing on any activity related to the sheep project. Demonstrate the skills and knowledge you have gained through the animal project you studied. The exhibit may include, but isn't limited to, original works, objects, demonstrations, digital presentations, programs, websites, games, apps, performances, or posters which you have made. Choose whatever method best shows what you've learned. You must furnish any equipment you need for your exhibit. Internet service will not be provided for the exhibit. All exhibits must include something visual, such as a printed copy of a digital presentation, which will remain on display during the exhibition. Electronic equipment will only be used during your personal judging time and will not remain on display during the entire exhibit period. Live animals are not permitted as exhibits in this area. For safety reasons, exhibits cannot include glass, syringes with needles or any other sharp objects.

Animal Science Sheep Ready4Life Challenge (SF 50137)

Open to 11- to 18-year-olds enrolled in any Sheep project

Exhibits in this category must include the following: a) a physical representation of the career or business product such as a model, prototype or display/portfolio that includes images of accomplished work; b) verbal or written explanations that demonstrate knowledge of the related career or business fields, potential careers, and the appropriate requirements for achievement in those fields. The judging criteria for this class values thoroughness of career and/or business exploration and pursuit above the workmanship of the physical specimen on display.

SHOOTING SPORTS

Each county may submit 2 entries total from 50401, 50402, 50403, 50404, 50405; and 1 from 50406.

Participants must be a member of an approved 4-H Shooting Sports Club to exhibit. All exhibits should be posters or stand-alone items suitable for display to the general public. Stand-alone items have the intent to enhance the discipline such as a quiver, gun case, gun sling, locking cabinet, gun or target stand, sporting clays equipment wagon, etc. Exhibits deemed to

be inappropriate by a superintendent will not be displayed.

NOTE: Shooting Sports Displays have the following prohibitions:

- No live ammunition.
- No knives or arrow tips (including field points, hunting broadheads, etc.).
- No functional or non-functional bows, firearms or firearm parts that could be reassembled are allowed.
- No humanoid shaped targets or reference to paintball, laser tag, air-soft, or pointing of any type of firearm or bow toward another person is allowed.
- No display involving primarily tactical design firearms (i.e. AR platform or military type firearms).
- No reference or use of the word “weapon” should be used in a display.
- Make sure there are no safety violations in your display. (Example: no earplugs or safety glasses in a picture of a person shooting a firearm.).

Shooting Sports: Archery (SF 50401)

Exhibit a poster or stand-alone display depicting safe archery handling, range safety, the parts of the bow, tracking the target, target sighting, or another topic you have learned through the 4-H Shooting Sports program.

Shooting Sports: Rifle (SF 50402)

Exhibit a poster or stand-alone display depicting safe firearm handling, range safety, the parts of the rifle, tracking the target, target sighting, or another topic you have learned through the 4-H Shooting Sports program.

Shooting Sports: Shotgun (SF 50403)

Exhibit a poster or stand-alone display depicting safe firearm handling, range safety, the parts of the shotgun, tracking the target, target sighting, or another topic you have learned through the 4-H Shooting Sports program.

Shooting Sports: Hunting & Outdoor Skills (SF 50404)

Exhibit a poster or stand-alone display related to something you learned in the Hunting & Outdoor Skills project.

Shooting Sports: Pistol (SF 50405)

Exhibit a poster or stand-alone display depicting safe firearm handling, range safety, the parts of the pistol, tracking the target, target sighting, or another topic you have learned through the 4-H Shooting Sports program.

Shooting Sports Ready4Life Challenge (SF 50406)

Open to 11- to 18-year-olds enrolled in any Shooting Sports project.

Exhibits in this category must include the following: a) a physical representation of the career or business product such as a model, prototype or display/portfolio that includes images of accomplished work; b) verbal or written explanations that demonstrate knowledge of the related career or business fields, potential careers, and the appropriate requirements for achievement in those fields. The judging criteria for this class values thoroughness of career and/or business exploration and pursuit above the workmanship of the physical specimen on display.

SMALL ENGINES

Each county may submit 1 entry total for 50294; and 1 entry for 50297.

Small Engine displays must be no larger than 4' x 4' display board. Exhibits must be portable. No complete engines, lawn tractors, tillers, chainsaws, etc. are permitted for display. No electrical power is available for displays/exhibits.

Small Engines 1 (SF 50294)

Exhibit a display, selecting one of the following items:

- **Ignition System:** Identify the parts of the ignition system and explain how magnetic energy is produced through the ignition system to ignite the spark plug; **OR**
- **Compression System:** Explain how heat energy is produced by an engine and converted into mechanical energy; **OR**
- **Heat Transfer:** Explain how heat is transferred through the cooling and lubrication system of an air-cooled or water-cooled engine; **OR**
- **Filter Maintenance:** Explain the proper maintenance and cleaning of the air, fuel and oil filters of an engine; **OR**
- **What does a serial number reveal?:** Explain the various information that can be learned from the serial number or identification number stamped on the shroud of a Briggs & Stratton engine; **OR**
- **Tools to do the job:** Identify and explain the function(s) of different specialty tools needed for small engine work; **OR**
- **Experimentation:** Explain through illustration an experiment you conducted from the project manual showing the results of your work.

Small Engines 2 (SF 50294)

Exhibit a display, selecting one of the following items:

- **Ignition System:** Identify the parts of the ignition system and explain how magnetic energy is produced through the ignition system to ignite the spark plug; **OR**
- **Compression System:** Explain how heat energy is produced by an engine and converted into mechanical energy; **OR**
- **Heat Transfer:** Explain how heat is transferred through the cooling and lubrication system of an air-cooled or water-cooled engine; **OR**
- **Filter Maintenance:** Explain the proper maintenance and cleaning of the air, fuel and oil filters of an engine; **OR**
- **What does a serial number reveal?:** Explain the various information that can be learned from the serial number or identification number stamped on the shroud of a Briggs & Stratton engine; **OR**
- **Tools to do the job:** Identify and explain the function(s) of different specialty tools needed for small engine work; **OR**
- **Experimentation:** Explain through illustration an experiment you conducted from the project manual showing the results of your work.

Small Engines 3 (SF 50294)

Exhibit a display, selecting one of the following items:

- **Ignition System:** Identify the parts of the ignition system and explain how magnetic energy is produced through the ignition system to ignite the spark plug; **OR**
- **Compression System:** Explain how heat energy is produced by an engine and converted into mechanical energy; **OR**
- **Heat Transfer:** Explain how heat is transferred through the cooling and lubrication system of an air-cooled or water-cooled engine; **OR**
- **Filter Maintenance:** Explain the proper maintenance and cleaning of the air, fuel and oil filters of an engine; **OR**
- **What does a serial number reveal?:** Explain the various information that can be learned from the serial number or identification number stamped on the shroud of a Briggs & Stratton engine; **OR**
- **Tools to do the job:** Identify and explain the function(s) of different specialty tools needed for small engine work; **OR**
- **Experimentation:** Explain through illustration an experiment you conducted from the project manual showing the results of your work.

Small Engines Ready4Life Challenge (SF 50297)

Open to 11- to 18-year-olds enrolled in any Small Engines project.

Exhibits in this category must include the following: a) a physical representation of the career or business product such as a model, prototype or display/portfolio that includes images of accomplished work; b) verbal or written explanations that demonstrate knowledge of the related career or business fields, potential careers, and the appropriate requirements for achievement in those fields. The judging criteria for this class values thoroughness of career and/or business exploration and pursuit above the workmanship of the physical specimen on display.

SMALL PETS

For youth enrolled in Small Pets 1, Small Pets 2, Small Pets 3, or Guinea Pigs

Each county may submit 2 entries total from 50135; and 1 entry from 50137.

Animal Science Small Pets (SF 50135)

Prepare a display focusing on any activity related to the small pets project. Demonstrate the skills and knowledge you have gained through the animal project you studied. The exhibit may include, but isn't limited to, original works, objects, demonstrations, digital presentations, programs, websites, games, apps, performances, or posters which you have made. Choose whatever method best shows what you've learned. You must furnish any equipment you need for your exhibit. Internet service will not be provided for the exhibit. All exhibits must include something visual, such as a printed copy of a digital presentation, which will remain on display during the exhibition. Electronic equipment will only be used during your personal judging time and will not remain on display during the entire exhibit period. Live animals are not permitted as exhibits in this area. For safety reasons, exhibits cannot include glass, syringes with needles or any other sharp objects.

Animal Science Guinea Pigs Display (SF 50135)

Prepare a display focusing on any activity related to the guinea pigs project. Demonstrate the skills and knowledge you have gained through the animal project you studied. The exhibit may include, but isn't limited to, original works, objects, demonstrations, digital presentations, programs, websites, games, apps, performances, or posters which you have made. Choose whatever method best shows what you've learned. You must furnish any equipment you need for your exhibit. Internet service will not be provided for the exhibit. All exhibits must include something visual, such as a printed copy of a digital presentation, which will remain on display during the exhibition. Electronic equipment will only be used during your personal judging time and will not remain on display during the entire exhibit period. Live animals are not permitted as exhibits in this area. For safety reasons, exhibits cannot include glass, syringes with needles or any other sharp objects.

Animal Science Small Pets / Guinea Pigs Ready4Life Challenge (SF 50137)

Open to 11- to 18-year-olds enrolled in any Small Pets project.

Exhibits in this category must include the following: a) a physical representation of the career or business product such as a model, prototype or display/portfolio that includes images of accomplished work; b) verbal or written explanations that demonstrate knowledge of the related career or business fields, potential careers, and the appropriate requirements for achievement in those fields. The judging criteria for this class values thoroughness of career and/or business exploration and pursuit above the workmanship of the physical specimen on display.

SWINE

For youth enrolled in Swine

Class 050 Gilt - born between March 1 — April 1, 2021

Class 051 Gilt - born between Feb. 1 — Feb. 28, 2021

Class 052 Gilt - born between Jan. 1 — Jan. 31, 2021

Class 053 Pair of 2 Breeding Gilts - from the above classes

Class 054 Market Hogs (barrow or gilt not shown in Classes #050, #051 or #052) - born after Jan. 1, 2021

Class 055 Pair of Market Hogs - born after January 1, 2021. Can consist of two barrows; two gilts or one barrow and one gilt, all from Class #054

Members may exhibit a poster or display instead of showing an animal (but not both). Displays/posters to be exhibited at the General Show. Regular barrows must have been farrowed on or after January 15, 2021 and must be the property of the exhibitor by June 1, 2021.

Swine Animal Science (SF 50135)

Prepare a display focusing on any activity related to the swine project. Demonstrate the skills and knowledge you have gained through the animal project you studied. The exhibit may include, but isn't limited to, original works, objects, demonstrations, digital presentations, programs, websites, games, apps, performances, or posters which you have made. Choose whatever method best shows what you've learned. You must furnish any equipment you need for your exhibit. Internet service will not be provided for the exhibit. All exhibits must include something visual, such as a printed copy of a digital presentation, which will remain on display during the exhibition. Electronic equipment will only be used during your personal judging time and will not remain on display during the entire exhibit period. Live animals are not permitted as exhibits in this area. For safety reasons, exhibits cannot include glass, syringes with needles or any other sharp objects.

Animal Science Swine Ready4Life Challenge (SF 50137)

Open to 11- to 18-year-olds enrolled in any Swine project.

Exhibits in this category must include the following: a) a physical representation of the career or business product such as a model, prototype or display/portfolio that includes images of accomplished work; b) verbal or written explanations that demonstrate knowledge of the related career or business fields, potential careers, and the appropriate requirements for achievement in those fields. The judging criteria for this class values thoroughness of career and/or business exploration and pursuit above the workmanship of the physical specimen on display.

TECHNOLOGIES

3-D PRINTING & DESIGN: Choose one of the following classes based on your interest and skill level.

3-D Design Beginner (not eligible for State Fair)

No 3-D Printer or 3-D printed object is required for this exhibit. Exhibit a simple 3-D rendered design using Computer Aided Design (CAD) Software such as Tinker CAD or Inventor. The design must be an object that performs a specific task, and it may not be based on already existing 3-D models. It must be able to be 3-D printed. Any CAD software can be used, but files must be in .STL format. Bring your design on a flash drive to be viewed for judging. Exhibits in this class may not have multiple parts, doors, hinges, or any sort of mechanics.

Exhibitors are expected to use the engineering design process to complete their designs. This process is important to the outcomes and exhibitors must keep a log outlining the step-by-step notes, sketches, and documentation from throughout the design process. The logbook should define the problem that is being solved/use of the object and describe in detail each step of the Engineering Design Process taken during the creation of the invention.

3-D Design Advanced (not eligible for State Fair)

Exhibitors are expected to go above and beyond those expectations set in 3-D Design Beginner. No 3-D Printer or 3-D printed object is required for this exhibit. Exhibit a complex 3-D rendered design using Computer Aided Design (CAD) Software such as Tinker CAD or Inventor. The design must be an object that performs a specific task, and it may not be based on already existing 3-D models. It must be able to be 3-D printed. Any CAD software can be used, but files must be in .STL format. Bring your design on a flash drive to be viewed for judging. Exhibits in this class **MUST** not have multiple parts, doors, hinges or some sort of mechanistic feature to accomplish a specific task.

Exhibitors are expected to use the engineering design process to complete their designs. This process is important to the outcomes and exhibitors must keep a log outlining the step-by-step notes, sketches, and documentation from throughout the design process. The logbook should define the problem that is being solved/use of the object and describe in detail each step of the Engineering Design Process taken during the creation of the invention.

3-D Printing Beginner (not eligible for State Fair)

Exhibit a simple 3-D printed object designed using Computer Aided Design (CAD) Software such as Tinker CAD or Inventor. The 3-D printed object must perform a specific task, and it may not be based on already existing 3-D models. It must be 3-D printed using ONLY A COMMERCIALY AVAILABLE HOME/DESKTOP 3-D PRINTER. In addition, original design files must accompany each exhibit. These files must be in .STL format. Bring your design on a flash drive to be viewed for judging. Exhibits in this class may not have multiple parts, doors, hinges or any sort of mechanics.

Exhibitors are expected to use the engineering design process to complete their designs. This process is important to the outcomes and exhibitors must keep a log outlining the step-by-step notes, sketches, and documentation from throughout the design and print process. The logbook should define the problem that is being solved/use of the object and describe in detail each step of the Engineering Design Process taken during the creation of the invention.

3-D Printing Advanced (not eligible for State Fair)

Exhibitors are expected to go above and beyond those expectations set in 3-D Printing beginner. Exhibit a Complex 3-D printed object designed using Computer Aided Design (CAD) software such as Tinker CAD or Inventor. The 3-D print must be an object that performs a specific task, and it may not be based on already existing 3-D models. Exhibits in this class MUST have multiple parts, doors, hinges or some sort of mechanical feature. It must be 3-D printed using ONLY A COMMERCIALY AVAILABLE HOME/DESKTOP 3-D PRINTER. In addition, original design files must accompany each exhibit. These files must be in .STL format. Bring your design on a flash drive to be viewed for judging.

Exhibitors are expected to use the engineering design process to complete their designs. This process is important to the outcomes and exhibitors must keep a log outlining the step-by-step notes, sketches, and documentation from throughout the design and print process. The logbook should define the problem that is being solved/use of the object and describe in detail each step of the Engineering Design Process taken during the creation of the invention.

3-D Printing & Design Ready4Life Challenge (not eligible for State Fair)

Open to 11- to 18-year-olds enrolled in any 3-D project

Exhibits in this category must include the following: a) a physical representation of the career or business product such as a model, prototype or display/portfolio that includes images of accomplished work; b) verbal or written explanations that demonstrate knowledge of the related career or business fields, potential careers, and the appropriate requirements for achievement in those fields. The judging criteria for this class values thoroughness of career and/or business exploration and pursuit above the workmanship of the physical specimen on display.

THEATRE ARTS

Each county may submit 3 entries total for 50299, 50301, 50302; and 1 entry for 50304.

Theatre Arts 1 (SF 50299)

Exhibit one of the following items:

- Portfolio of acting activities completed during the current year (A video of performances is not considered a portfolio and will not be accepted for exhibit.); **OR**
- Display illustrating a drawing/photograph of a clown character created by the exhibitor; **OR**
- Display illustrating a picture story developed by the exhibitor.

Theatre Arts 3 (SF 50301)

Exhibit one of the following items:

- Portfolio of activities for set design; make-up; or sound, props, or costuming completed during the current year; **OR**
- Display that includes sound, props and costume charts appropriate for a selected scene from a story or play (limited to no more than 8 items); **OR**
- Display a scenic design model to depict a scene from a script; **OR**
- Display illustrating a character with make-up drawn or colored in. Include a photograph of a person wearing the make-up and information on the character's personality or part in the play.

Theatre Arts Innovation Class (SF 50302)**Open to youth enrolled in Theatre Arts.**

Demonstrate the skills and knowledge you have gained through Theatre Arts project. The exhibit may include, but isn't limited to, original works, objects, demonstrations, digital presentations, programs, websites, games, apps, performances, or posters which you have made. Choose whatever method best shows what you've learned. Your exhibit should not fit in the other exhibit options for this project. You must furnish any equipment you need for your exhibit. Internet service will not be provided for the exhibit. All exhibits must include something visual, such as a printed copy of a digital presentation, which will remain on display during the exhibition. Electronic equipment will only be used during your personal judging time and will not remain on display during the entire exhibit period.

Theatre Arts Ready4Life Challenge (SF 50304)**Open to 11- to 18-year-olds enrolled in any Theatre project**

Exhibits in this category must include the following: a) a physical representation of the career or business product such as a model, prototype or display/portfolio that includes images of accomplished work; b) verbal or written explanations that demonstrate knowledge of the related career or business fields, potential careers, and the appropriate requirements for achievement in those fields. The judging criteria for this class values thoroughness of career and/or business exploration and pursuit above the workmanship of the physical specimen on display.

TRACTOR

Each county may submit 2 entries total for 50306, 50307, 50308, 50309, 50310; and 1 entry for 50312.

Tractor A (SF 50306)

Exhibit a display or poster that illustrates one of the following topics: tractor safety; care and maintenance; the tractor as a valuable farm machine; or an activity listed in the 4-H project manual.

Tractor B (SF 50307)

Exhibit a display or poster that illustrates one of the following topics: cause and prevention of rollovers; diagram how an air cleaner works; diagram and identify an engine cooling system; regulations for battery & oil disposal; or another activity listed in the 4-H project manual.

Tractor C (SF 50308)

Exhibit a display or poster that illustrates one of the following topics: wagon and bin hazards; diagram and identify open and closed hydraulic systems; mower types and safety features; conveyor types and safety features; or another activity listed in the 4-H project manual.

Tractor D (SF 50309)

Exhibit a display or poster that illustrates one of the following topics: method of winterizing a tractor; chemical uses and required safety equipment; parts and process of internal combustion engine; procedure for cleaning and flushing tractor

radiator; or another activity.

Tractor Innovation Class (SF 50310)

Open to youth enrolled in Tractor A, B, C or D.

Demonstrate the skills and knowledge you have gained through the Tractor project. This could be related to, but not limited to, advancements in technology, enhancements to crop production, or a topic of interest to the member related to tractors or farm machinery. The exhibit may include, but isn't limited to, original works, objects, demonstrations, digital presentations, programs, websites, games, apps, performances, or posters which you have made. Choose whatever method best shows what you've learned. Your exhibit should not fit in the other exhibit options for this project. You must furnish any equipment you need for your exhibit. Internet service will not be provided for the exhibit. All exhibits must include something visual, such as a printed copy of a digital presentation, which will remain on display during the exhibition. Electronic equipment will only be used during your personal judging time and will not remain on display during the entire exhibit period.

Tractor Ready4Life Challenge (SF 50312)

Open to 11- to 18-year-olds enrolled in any Tractor project

Exhibits in this category must include the following: a) a physical representation of the career or business product such as a model, prototype or display/portfolio that includes images of accomplished work; b) verbal or written explanations that demonstrate knowledge of the related career or business fields, potential careers, and the appropriate requirements for achievement in those fields. The judging criteria for this class values thoroughness of career and/or business exploration and pursuit above the workmanship of the physical specimen on display.

VETERINARY SCIENCE

Each county may submit 1 entry total from 50320; and 1 entry from 50322.

Veterinary Science 1 (SF 50320)

Prepare a display focusing on any activity related to the veterinary science project. The exhibit may include, but isn't limited to, original works, objects, demonstrations, digital presentations, programs, websites, games, apps, performances, or posters which you have made. Choose whatever method best shows what you've learned. You must furnish any equipment you need for your exhibit. Internet service will not be provided for the exhibit. All exhibits must include something visual, such as a printed copy of a digital presentation, which will remain on display during the exhibition. Electronic equipment will only be used during your personal judging time and will not remain on display during the entire exhibit period. Live animals are not permitted as exhibits in this area. For safety reasons, exhibits cannot include glass, syringes with needles or any other sharp objects.

Veterinary Science 2 (SF 50320)

Prepare a display focusing on any activity related to the veterinary science project. The exhibit may include, but isn't limited to, original works, objects, demonstrations, digital presentations, programs, websites, games, apps, performances, or posters which you have made. Choose whatever method best shows what you've learned. You must furnish any equipment you need for your exhibit. Internet service will not be provided for the exhibit. All exhibits must include something visual, such as a printed copy of a digital presentation, which will remain on display during the exhibition. Electronic equipment will only be used during your personal judging time and will not remain on display during the entire exhibit period. Live animals are not permitted as exhibits in this area. For safety reasons, exhibits cannot include glass, syringes with needles or any other sharp objects.

Veterinary Science 3 (SF 50320)

Prepare a display focusing on any activity related to the veterinary science project. The exhibit may include, but isn't limited

to, original works, objects, demonstrations, digital presentations, programs, websites, games, apps, performances, or posters which you have made. Choose whatever method best shows what you've learned. You must furnish any equipment you need for your exhibit. Internet service will not be provided for the exhibit. All exhibits must include something visual, such as a printed copy of a digital presentation, which will remain on display during the exhibition. Electronic equipment will only be used during your personal judging time and will not remain on display during the entire exhibit period. Live animals are not permitted as exhibits in this area. For safety reasons, exhibits cannot include glass, syringes with needles or any other sharp objects.

Veterinary Science Ready4Life Challenge (SF 50322)

Open to 11- to 18-year-olds enrolled in any Veterinary Science project

Exhibits in this category must include the following: a) a physical representation of the career or business product such as a model, prototype or display/portfolio that includes images of accomplished work; b) verbal or written explanations that demonstrate knowledge of the related career or business fields, potential careers, and the appropriate requirements for achievement in those fields. The judging criteria for this class values thoroughness of career and/or business exploration and pursuit above the workmanship of the physical specimen on display.

VIDEO/FILMMAKING

Each county may submit 3 entries total from 50324, 50325, 50326, 50327, 50328; and 1 entry from 50330. Enrollment in the Video project is required to exhibit in the classes in this section.

All Exhibitors must bring their video to be judged on a USB flash drive and saved in .MP4 format. Exhibitors are encouraged to post their video on YouTube.com in advance of State Fair. Exhibitors may choose whether to make the video "public, unlisted" (someone must have the link to view it), or "private" (only people you choose may view it). This will allow fairgoers to view the exhibits on display. There will be monitors at the exhibit table for viewing videos so exhibitors will NOT need to bring a laptop or device for viewing.

Requirements that apply to ALL video classes:

Video submissions should be no longer than five (5) minutes in length (unless noted differently in class description). Videos are to be original and a result of the member's current year's work. Criteria for judging shall include: (1) Evidence of story line; (2) Use of camera angles; (3) Use of zooming techniques; and (4) Smoothness of scene changes. Image and sound quality will be considered in relation to equipment available to and used by exhibitor. All videos should comply with copyright regulations and display an image that is appropriate for 4-H audiences. No time or date should be imprinted on the video footage. All videos should include an opening title screen, as well as closing credits which include date of production, name of video exhibitor and research sources if appropriate. **All Video/Filmmaking exhibitors must include a printed copy of materials which will remain on display.**

Commercial or Promotional Video (SF 50324)

Prepare a short video (30 seconds to 1 minute in length) that promotes an event, advertises a specific project/product, or is a public service announcement. The video should demonstrate skills in making and editing video.

Animated Video (SF 50325)

Video in this class should represent creative animation of original artwork created by the exhibitor and may include stop motion techniques. Media might include images created with graphics software or hand-drawn images.

Documentary (SF 50326)

Video in this class should represent a research-based investigation into a topic of choice. Video credits should list research sources and may include paper or electronically published materials, as well as interviews with experts or constituents related to the topic of investigation.

Short Story or Short Narrative (SF 50327)

Prepare a short video that tells a story. The video should demonstrate skills in making and editing video.

Video/Filmmaking Innovation Class (SF 50328)**Open to youth enrolled in Video/Filmmaking**

Demonstrate the skills and knowledge you have gained through the Video project. **Your exhibit should not fit in the other exhibit options for this project.** The exhibit may include, but isn't limited to, original works, objects, demonstrations, digital presentations, programs, websites, games, apps, performances, or posters which you have made. Choose whatever method best shows what you've learned. You must furnish any equipment you need for your exhibit. Internet service will not be provided for the exhibit. All exhibits must include something visual, such as a printed copy of a digital presentation, which will remain on display during the exhibition. Electronic equipment will only be used during your personal judging time and will not remain on display during the entire exhibit period.

Video/Film Ready4Life Challenge (SF 50330)**Open to 11- to 18-year-olds enrolled in any Video/Film project.**

Exhibits in this category must include the following: a) a physical representation of the career or business product such as a model, prototype or display/portfolio that includes images of accomplished work; b) verbal or written explanations that demonstrate knowledge of the related career or business fields, potential careers, and the appropriate requirements for achievement in those fields. The judging criteria for this class values thoroughness of career and/or business exploration and pursuit above the workmanship of the physical specimen on display.

VISUAL ARTS

Each county may submit one entry from these projects:

- Food/Cake Decorating (1 total from 50332, 50333, 50334, 50335)
- Chalk/Carbon/Pigment on wood, metal or textiles (Division B) 50352
- Clay 50337
- Computer-Generated Art 50338
- Fiber 50339
- Fiber Non-Original Ages 8-10 Only 50350
- Glass/Plastic 50340
- Heritage Arts 50341
- Leather 50321
- Metal 50342
- Nature 50343
- Paper 50344
- Three-Dimensional Design/Mixed Media 50348
- Wood 50349
- Ready4Life 50351

Each county may submit two entries from:

- Chalk/Carbon/Pigment on canvas, paper or glass (Division A) 50336
- Scrapbooking (2 total from 50345, 50346, 50347)

Exhibitors must be enrolled in the Visual Arts project category in which they are exhibiting. Exhibitors are encouraged to date the project when it is made. All visual arts exhibits are evaluated using a visual arts rubric which takes into account correct use of design elements; craftsmanship; and creativity.

Articles exhibited must be an original design created by the exhibitor (except in heritage arts which may follow a pattern

AND Fiber-Non Original Ages 8-10 ONLY). Copyrighted or trademarked designs are not acceptable; this includes Team or School logos. Kits and preformed molds are not considered original and are not acceptable in any Visual Arts Class. Combining parts of different patterns (pictures, photographs, images from the internet or a magazine) with the member's own ideas can result in an original design, but simply changing the color, pattern and/or size of a pattern does NOT make the design original. This also applies for ideas found on a site such as Pinterest. If you see something on Pinterest that you like, create something different using the concept, however, it MUST NOT look exactly like something the judge can search for and find on the internet. The exhibit must combine parts of different patterns and/or ideas with the concepts of the member, however changing the color or changing the size of the item or pattern used does NOT make it original. If you create a replica of what you see somewhere else, it is not your original design. If a photo, sketch, or other idea source was used, submit it with your entry, firmly attached to your exhibit. Be prepared to explain how and where you got the idea for this project.

Members wishing to exhibit a quilt made from a pattern may enter it in Heritage Arts. Quilts exhibited in the Visual Arts – Heritage Arts area will be evaluated using a visual arts rubric which takes into account correct use of design elements; craftsmanship; and creativity. All work on the quilt MUST be completed by the 4-H member. You cannot exhibit a quilt that was quilted by someone else.

Visual Arts Food/Cake Decorating Beginning (SF 50332)

Exhibit one of the following:

- Exhibit four decorated cookies, using a minimum of four different techniques. Exhibit may use cookies OR cookie forms.
- Exhibit four decorated cupcakes, using a minimum of four different techniques. Exhibit may use cupcakes OR cupcake forms.
- Exhibit a single layer decorated cake, using a minimum of four different techniques. Exhibit may use cake OR cake form.

Visual Arts Food/Cake Decorating Intermediate (SF 50333)

Exhibit one of the following:

- Exhibit four decorated cookies, using a minimum of five Level 2 techniques. Exhibit may use cookies OR cookie forms.
- Exhibit four decorated cupcakes, using a minimum of five Level 2 techniques. Exhibit may use cupcakes OR cupcake forms.
- Exhibit a single layer or two-layer cakes, using a minimum of five Level 2 techniques. Exhibit may use cake OR cake forms.

Visual Arts Food/Cake Decorating Advanced (SF 50334)

- Exhibit a decorated, stacked or multi-layer cake; or a tiered cake, using a minimum of four Level 3 techniques. Exhibit may use cake OR cake forms.

Visual Arts Food/Cake Decorating Master (SF 50335)

Exhibit to include a one-page written description of your project, including goals, plans, accomplishments, and evaluation of results. Include up to four pictures of your accomplishments **AND** exhibit an original design decorated cake using more than five techniques. Exhibit may use cake OR cake forms.

Visual Arts Chalk/Carbon/Pigment

Enter the division based on the type of material on which the art was created.

Division A: Canvas, Paper, Glass (SF 50336)

Any original artwork done with pencils, chalk, pens, ink, paint, charcoal, dyes, etc. on canvas, paper, or glass. This would include all painting, sketching, drawing, cartooning, original non-computer generated graphics, printing, etc. Painted and/or glazed pre-formed ceramics and painted porcelain dolls are not eligible for State Fair exhibit. Drawings and paintings should

be matted or framed under glass. (Exceptions: Oil and acrylic paintings do not require glass and are not required to be matted.) Watercolor, chalk, pen & ink, computer-generated art, etc. do require some protective covering. Gallery frames are acceptable. Canvas paintings that continue “over the edges” are acceptable without frames; however, the piece must still be prepared for hanging. Matted pieces without frames are acceptable, however the piece must be prepared for hanging OR it must include a photo of the artwork being displayed in a non-hanging manner. There is no specific requirement for the type of mat used.

Division B: Wood, Metal, Textiles (SF 50352)

Any original artwork done with pencils, chalk, pens, ink, paint, charcoal, dyes, etc., on wood, metal, or textiles. Painted and/or glazed pre-formed ceramics and painted porcelain dolls are not eligible for State Fair exhibit. Any exhibits created as a piece of wall art must be prepared for hanging.

Visual Arts Clay (SF 50337)

Any original item made of clay; may be fired or unfired, hand formed or thrown on a wheel. Self-hardening clays are fine. Fire/oven-cured and cornstarch clay could be accepted. Items can include, but are not limited to, clay statues, bowls, jewelry, etc. Pre-formed ceramics are not eligible for State Fair exhibit.

Visual Arts Computer-Generated Art (SF 50338)

Any original art created in any software package. Exhibit may not include scanned work, clip art, downloaded images from the internet, any imported image, or photographs. All pixels must be original. Photo mosaics are NOT allowed. Exhibitors in this class (like all other classes in this sub-section) must be enrolled in Visual Arts; Computer project enrollment is not required. NOTE: Wood and metal exhibits created through the use of laser cutting programs/devices should be entered in this class. Plastic exhibits with an artistic focus created using a 3-D printer should be entered in this class. If the art created is designed to hang, then the entry should have some protective covering, such as a glass frame, and prepared for hanging. If the art is something that has been created with a laser cutting program/device and is NOT designed to hang, it does not require protective covering nor does it need to be prepared to hang.

Visual Arts Fiber (SF 50339)

Any original item made of fiber. Examples are quilts, fabric collage, soft sculpture, stitchery, weaving, embroidery, cross-stitch, wearable art, hooking, braiding, duct tape artistry, string art, and baskets. **Original** cross-stitched, knitted, crocheted or quilted items belong in this Fiber class. **Non-original** cross-stitched, knitted, crocheted or quilted items should be entered in Heritage Arts. Machine knitted items are not appropriate for this class.

Visual Arts Fiber Non-Original AGES 8-10 ONLY (SF 50350)

Any non-original item made of fiber. Examples are fabric collage, soft sculpture, stitchery, weaving, embroidery, cross-stitch, crocheting, knitting, weaving, hooking, and felting. Exhibitors may use a pattern and/or an idea generated from another source.

Visual Arts Glass/Plastic (SF 50340)

Any original item made of glass or plastic. Possible items to exhibit include stained glass, etched glass (original design), mosaics made of glass, glass beading, plastic jewelry (friendly plastic). Interlocking building block creations (i.e. LEGOS) are not suitable for State Fair entry. Stepping stones or wall hangings that include cement decorated with glass or plastic items are not suitable for this class.

Visual Arts Heritage Arts (SF 50341)

Exhibit an item of **traditional** art learned from another person or **from a pattern** (NO KITS may be entered in this class). Non-original cross-stitched, knitted and crocheted items by pattern fit in this class. ALL ORIGINAL cross-stitched, knitted and crocheted items should be exhibited in Fiber Arts; (machine knitted items ARE NOT acceptable for this class.) Other possibilities include: needlepoint, counted cross-stitch, crewel, embroidery, cut work, hardanger embroidery (embroidery openwork), macramé, baskets, candles, pysanki (decorated eggs), leather, quilts, baskets (made using a traditional

pattern), traditional handmade dolls with handmade costumes, soaps made using nature dyes also can be made using hand-made molds or broken into chunks for display or candles. No machine quilting allowed in Heritage Arts. Exhibitors must also bring 1) the pattern or a copy of the pattern they used to create their traditional art; and 2) a description of the traditional origins of their art choice.

Visual Arts Leather (SF 50321)

Exhibit one of the following options using leather:

- Leather Stamping: Exhibit should utilize one or more stamping techniques – exhibit examples include items such as belt; coasters; bookmark; key chain; wrist bracelet.
- Leather Carving or Tooling: Exhibit should use simple swivel knife tooling techniques or may incorporate several swivel knife-tooling designs or patterns – exhibit examples include items such as belt; pictorial carving; key case.
- Leather Lacing: Exhibit to include stamping and/or carving techniques incorporated with lacing techniques – exhibit examples include items such as wallets; purses; etc.
- Leather Stitching: Exhibit may include stamping; carving and/or lacing techniques and should be a leather item or article of apparel, which incorporates hand-sewing and/or machine stitching techniques. Hand-sewing and/or machine stitching must be the work of the exhibitor.

Visual Arts Metal (SF 50342)

Any original item made of metal such as sculpture, tin punch, engraved metal, and jewelry. Items intended for industrial use (as tools and/or shop items) are not considered part of this Visual Arts project and are not eligible for entry. Metal items that have been partially or totally created through the use of laser cutting programs/devices should be entered in Computer-Generated Art.

Visual Arts Nature (SF 50343)

Any original item made of natural material such as wreaths, cornhusk dolls, etc. Items should be made of natural materials (which may be purchased) but securing elements such as glue and wire may be used in the inner construction as long as they do not detract from the overall "natural" appearance. Articles such as dried pressed flowers may be displayed under glass since it is necessary for protection/preservation of the natural materials. Candles are not suitable as entries. All baskets should be entered in Heritage Arts.

Visual Arts Paper (SF 50344)

Any original item made of paper. Examples could include origami; greeting cards; paper-cut designs, paper mache, hand-made paper, paper collage, paper models of architecture, quilling, etc. Paper twist articles, made from directions in craft books and stores ARE NOT original and are not appropriate for this class. Scrapbooks should be exhibited in Visual Arts Scrapbooking.

Visual Arts Scrapbooking, Beginning (SF 50345)

Exhibit one album or notebook, either 8 ½" x 11" or 12" x 12", with a front and back cover. The album/notebook must have a minimum of 4 pages (front and back, 8 sides), exhibited in page protectors. "Embellishments" are defined as the decorations or special details and features that add to a page and make it more visually appealing. Embellishments may include, but are not limited to, ribbon, clips, special lettering, etc. Beginners must use a minimum of four embellishments and tell a story with pictures.

Visual Arts Scrapbooking, Intermediate (SF 50346)

Exhibit one album or notebook, either 8 ½" x 11" or 12" x 12", with a front and back cover. The album/notebook must have a minimum of 4 pages (front and back, 8 sides), exhibited in page protectors. "Embellishments" are defined as the decorations or special details and features that add to a page and make it more visually appealing. Embellishments may include, but are not limited to, ribbon, clips, special lettering, etc. Intermediate level exhibitors must use a minimum of eight embellishments and tell a story with pictures and journaling.

Visual Arts Scrapbooking, Advanced (SF 50347)

Exhibit one album or notebook, either 8 ½" x 11" or 12" x 12", with a front and back cover. The album/notebook must have a minimum of 4 pages (front and back, 8 sides), exhibited in page protectors. "Embellishments" are defined as the decorations or special details and features that add to a page and make it more visually appealing. Embellishments may include, but are not limited to, ribbon, clips, special lettering, etc. Advance level exhibitors must use a minimum of 12 embellishments and tell a compelling story with pictures, journaling, and other media.

Visual Arts Three-Dimensional Design/Mixed Media (SF 50348)

Art pieces in this class must be comprised of **at least three different media**. No one medium can make up more than 40% of a piece. The piece should **be either freestanding or should be prepared to be hung**. It must be observable on at least three different sides. Originality and design are important concepts. Craft and preformed or assembled projects are not acceptable.

Visual Arts Wood (SF 50349)

Any original item made of wood (wood carving, sculpture, collage, wood burning, etc.). Utilitarian wood items made from patterns or kits (e.g. outdoor or indoor furniture, shelves) should be entered in woodworking, not in visual arts. Popsicle stick crafts are not acceptable for State Fair entry. Wood items that have been partially or totally created through the use of laser cutting programs/devices should be entered in Computer-Generated Art. All Visual Arts Wood exhibits **MUST** have an artistic element that the exhibitor can explain. Furniture built by the exhibitor aligns with the Woodworking project area – unless the element to be judged is wood carving or wood burning that is one element of the exhibit. Exhibits will be judged using a Visual Arts Rubric and not a woodworking construction rubric.

Visual Arts Ready4Life Challenge (SF 50351)**Open to 11- to 18-year-olds enrolled in any Visual Arts project.**

Exhibits in this category must include the following: a) a physical representation of the career or business product such as a model, prototype or display/portfolio that includes images of accomplished work; b) verbal or written explanations that demonstrate knowledge of the related career or business fields, potential careers, and the appropriate requirements for achievement in those fields. The judging criteria for this class values thoroughness of career and/or business exploration and pursuit above the workmanship of the physical specimen on display.

WEATHER

Each county may submit 1 entry total 50392, 50393, 50394; and 1 entry from 50395.

Weather and Climate Science 1 (SF 50392)

Exhibit any product or display illustrating an activity from the book. The exhibit may include, but isn't limited to, original works, objects, demonstrations, digital presentations, programs, websites, games, apps, performances, or posters which you have made. Choose whatever method best shows what you've learned. You must furnish any equipment you need for your exhibit. Internet service will not be provided for the exhibit. All exhibits must include something visual, such as a printed copy of a digital presentation, which will remain on display during the exhibition. Electronic equipment will only be used during your personal judging time and will not remain on display during the entire exhibit period.

Weather and Climate Science 2 (SF 50393)

Exhibit any product or display illustrating an activity from the book. The exhibit may include, but isn't limited to, original works, objects, demonstrations, digital presentations, programs, websites, games, apps, performances, or posters which you have made. Choose whatever method best shows what you've learned. You must furnish any equipment you need for your exhibit. Internet service will not be provided for the exhibit. All exhibits must include something visual, such as a printed copy of a digital presentation, which will remain on display during the exhibition. Electronic equipment will only be used during your personal judging time and will not remain on display during the entire exhibit period.

Weather and Climate Science 3 (SF 50394)

Exhibit any product or display illustrating an activity from the book. The exhibit may include, but isn't limited to, original works, objects, demonstrations, digital presentations, programs, websites, games, apps, performances, or posters which you have made. Choose whatever method best shows what you've learned. You must furnish any equipment you need for your exhibit. Internet service will not be provided for the exhibit. All exhibits must include something visual, such as a printed copy of a digital presentation, which will remain on display during the exhibition. Electronic equipment will only be used during your personal judging time and will not remain on display during the entire exhibit period.

Weather Ready4Life Challenge (SF 50395)

Open to 11- to 18-year-olds enrolled in any Weather and Climate project.

Exhibits in this category must include the following: a) a physical representation of the career or business product such as a model, prototype or display/portfolio that includes images of accomplished work; b) verbal or written explanations that demonstrate knowledge of the related career or business fields, potential careers, and the appropriate requirements for achievement in those fields. The judging criteria for this class values thoroughness of career and/or business exploration and pursuit above the workmanship of the physical specimen on display.

WELDING

Each county may submit 2 entries total from 50353; and 1 entry from 50355.

Welding (SF 50353)

This exhibit class is open to members who are in the 7th grade and higher. Exhibit one arc weldment/item demonstrating the skill level of the exhibitor. Members new to the project should consider selecting a weldment from the suggested [Weldment List](#) found on page 43 of *Arcs and Sparks* (4-H 573 – Shielded Metal Arc Welding). **This class is for industrial welding only.** (Members that wish to use welding to create objects with an artistic appeal should consider enrolling in the 4-H Visual Arts project and consider entering those types of exhibits in the Visual Arts – Metal class.) Exhibits must be portable and cannot be exhibited on a trailer.

Welding Ready4Life Challenge (SF 50355)

(Open to 11- to 18-year-olds enrolled in any Welding project)

Exhibits in this category must include the following: a) a physical representation of the career or business product such as a model, prototype or display/portfolio that includes images of accomplished work; b) verbal or written explanations that demonstrate knowledge of the related career or business fields, potential careers, and the appropriate requirements for achievement in those fields. The judging criteria for this class values thoroughness of career and/or business exploration and pursuit above the workmanship of the physical specimen on display.

WOODWORKING

Each county may submit 2 entries total from 50357, 50358, 50359, 50360; and 1 entry from 50362.

Woodworking 1 (SF 50357)

Any item made of wood constructed or refinished by the member, appropriate for their age, skills and ability in this project. Pre-cut kits assembled by the member are not acceptable. Exhibits must be portable and cannot be exhibited on a trailer.

Woodworking 2 (SF 50358)

Any item made of wood constructed or refinished by the member, appropriate for their age, skills and ability in this project. Pre-cut kits assembled by the member are not acceptable. Exhibits must be portable, and cannot be exhibited on a trailer.

Woodworking 3 (SF 50359)

Any item made of wood constructed or refinished by the member, appropriate for their age, skills and ability in this project. Pre-cut kits assembled by the member are not acceptable. Exhibits must be portable, and cannot be exhibited on a trailer.

Woodworking 4 (SF 50360)

Any item made of wood constructed or refinished by the member, appropriate for their age, skills and ability in this project. Pre-cut kits assembled by the member are not acceptable. Exhibits must be portable, and cannot be exhibited on a trailer.

Woodworking Ready4Life Challenge (SF 50362)**Open to 11- to 18-year-olds enrolled in any Woodworking project**

Exhibits in this category must include the following: a) a physical representation of the career or business product such as a model, prototype or display/portfolio that includes images of accomplished work; b) verbal or written explanations that demonstrate knowledge of the related career or business fields, potential careers, and the appropriate requirements for achievement in those fields. The judging criteria for this class values thoroughness of career and/or business exploration and pursuit above the workmanship of the physical specimen on display.

YOUTH FOR THE QUALITY CARE OF ANIMALS (YQCA)

Beginning in 2020, all 4-H youth enrolled in the following livestock project areas will be required to complete the Youth for the Quality Care of Animals certification annually to stay enrolled in a livestock project area; swine, sheep, goats, dairy cattle and beef. If the certification is not completed by your country's deadline, then the 4-H member will be dropped from the project which makes him/her ineligible to show at the local 4-H show and the Illinois State Fair Junior Show. This does not include members who plan to show an animal poster at their local 4-H show. Once you complete the program, you will earn your certificate of completion for the Youth for the Quality Care of Animals and will be eligible to show your livestock and stay in your 4-H project area.

Please note: This is an annual certification. The information provided changes each year and requires members to recertify.

QUALITY ASSURANCE AND ETHICS CERTIFICATION

Beginning in 2013, all 4-H youth enrolled in specific animal project areas will be required to complete the online Quality Assurance and Ethics Certification one time in order to stay enrolled in an animal project area. The Quality Assurance and Ethics Certification has been developed to review what is expected of youth when preparing for and exhibiting animals in competition.

All Illinois 4-H Youth enrolled in the following 4-H project areas of horses, rabbits, poultry, dogs and cats are required to complete the Quality Assurance and Ethics Certification. All county 4-H exhibitors and Illinois State Fair Junior Show exhibitors will be required to complete the certification. If certification is not completed by your county's deadline, then the 4-H member will be dropped from the project which makes him/her ineligible to show at the local 4-H show and the Illinois State Fair Junior Show. (This includes 4-H members who plan to only show an animal poster at their local 4-H show. If you are enrolled in one of the above livestock projects, you must take the Quality Assurance and Ethics at least one time.) Once you complete the program, you will earn your certificate of completion for the Quality Assurance and Ethics Certification requirements and will be eligible to show your project and stay in your 4-H project area.

Please note: if you have previously taken the QAEC, you are not required to take it again; however, if you are exhibiting in a new species you will need to take that species only.

DEADLINE TO COMPLETE CERTIFICATION:

May 1, 2021 — Jersey County

(This date has been set in Jersey County based upon the generation of the 4-H show registration forms. On the selected date above, all 4-H enrollment information will be rolled over into the fair program. If the required training(s) has not been completed and a 4-H'er is enrolled in a livestock project, they will be dropped out of the project so it is imperative that the certification has been completed by the above date).

QAEC: <http://web.extension.illinois.edu/qaec>

YQCA: <https://yqca.learngrow.io/Account/Login>

For QAEC, be sure after you complete the affidavit you should designate the specie you will be showing. This is clearly explained on the website. It is recommended if you intend to show in more than one specie complete the module for each new specie.

JERSEY COUNTY GENERAL INFORMATION AND 4-H SHOW RULES

- 1.) All exhibitors must be regularly enrolled as 4-H members of Jersey County. A record of this enrollment must be in the Extension Office before **APRIL 15, 2021** to exhibit at the county shows.
- 2.) All projects will be exhibited according to the schedule and rules adopted by the Jersey Extension Council and 4-H Program committee.
- 3.) 4-H members may exhibit only in the projects in which they are currently enrolled. All exhibits must have been part of the member's work this year. A member must have attended at least one 4-H meeting, completed a talk/demonstration and attended at least one workshop.
- 4.) Exhibitors will be allowed two entries per class, but premiums are only earned on one entry, limit of 4 highest premiums per 4-H member. To receive premium money, a 4-H member must be enrolled in the project exhibited; otherwise, no premium money will be given. No premium money is paid to Cloverbud members.
- 5.) All general exhibits must be products of the current year and the exhibitor must have personally cared for all livestock during the current year, **September 1, 2020 to August 31, 2021** or until time of the show. *The same product or speech that is selected at the county level must be the one exhibited at the State Fair, adjusted to State Fair class requirements.* The exceptions include exhibits in the area of *Food & Nutrition (must be the same recipe), Crops, (plant exhibits), Floriculture, and Vegetable Market Basket/Plates.* Modifications can be made to the original county exhibits to 1) meet State Fair class requirements, or 2) incorporate suggested improvements made by the local judge. Determination of exhibit eligibility rests solely with the University of Illinois Extension Assistant Dean and Director, 4-H and designated persons.
- 6.) An item may only be exhibited in one class during the year. The exhibit will be disqualified if exhibited in more than one class.
- 7.) All articles of an exhibit must have an exhibit tag and proper identification. Exhibitors must accompany their exhibit to the county show and must be present for conference judging, unless their 4-H leader and 4-H Extension Staff have granted special permission.
- 8.) Exhibits will be rated with a Blue, Red or White ribbon. Recommendations given in the project book in each phase will be followed in conference judging the 4-H show.
- 9.) **Any 4-H member (8 years of age and not older than 19 years of age on or before September 1, 2020) can be chosen to represent Jersey County at the State Fair if he/she meets the eligibility requirements for participating set by the Juniors Department of Illinois State Fair and County policies.**

- 10.) Registration for the 2021 Jersey County 4-H shows will be completed on www.fairentry.com. Paper entry forms for the county 4-H show both general and livestock are available per request at the Extension Office. All State Fair general entries are transmitted from 4honline at the Jersey County Extension Office.
- 11.) State Fair Livestock entries and entry fees are due in the Extension Office by **July 1, 2021...no exceptions!** It is the exhibitors' responsibility to make sure all exhibit requirements are met.
- 12.) The Jersey County General Show exhibit date for State Fair is: **Saturday, August 14, 2021!**
- 13.) Exhibits illustrating inappropriate subject matter and/or graphics are not acceptable. The Superintendents reserve the right to not display exhibits deemed inappropriate for youth audiences. Items deemed potentially dangerous to fair-goers may be removed from the exhibit.
- 14.) For State Fair: All conference-judged exhibits must be identified with an official entry tag. This entry tag is to be completely filled out and securely attached to the exhibit. Conference-judged projects must remain on display until 4:00 p.m. in order to receive a premium award.
- 15.) **The Illinois State Fair, State 4-H Office, and local University of Illinois Extension personnel or their assigned agents do not assume liability for loss, theft, or damage to any exhibit.**
- 16.) 4-H members shall not wear clothing with writing or symbols which (a) Promote or advertise drugs, alcohol, or tobacco products (b) are sexually explicit or suggestive and (c) denigrate others.
- 17.) Display space is limited at the county show and state fair. Table displays are limited to 2' wide x 15" deep unless otherwise stated in the class listings for that project. (Standard science display boards fit into this size limitation.) This pertains to exhibit to be placed on a table only; floor exhibits are not limited UNLESS INDICATED in a specific project section (i.e. Woodworking, Interior Design, and Visual Arts). The maximum poster size for hanging is 22" x 30", unless otherwise state in the class listings for that project. Exhibits that stand over 4' tall will be placed on the floor. Use of page protectors is recommended for all binders exhibits. Binder exhibits will NOT be labeled "DO NOT TOUCH."
- 18.) NO Equipment will be provided for any exhibit. This includes computers, DVD players, etc. Exhibitors should be aware that electrical outlets are not always located near judging locations and should take that into consideration when planning exhibits. A minimum amount of equipment will be provided for Public Presentations that information is provided specifically in the Public Presentation Subsection.
- 19.) If a 4-H member needs a reasonable accommodation to participate in any of the listed programs or events, contact Jessica Jaffry at the University of Illinois Extension, Jersey County offices (618) 498-2913.

The University of Illinois Extension provides equal opportunities in programs and employment. If you need a reasonable accommodation to participate in this program, please contact the Jersey County Extension Office at (618) 498-2913.

**ILLINOIS STATE FAIR – ILLINOIS STATE FAIRGROUNDS
JERSEY COUNTY EXHIBITION DAY
Saturday, August 14, 2021**

Jersey County Livestock Show Requirements

1. Livestock and small animals will be shown at the Jersey County Fair. **Pre-registration in the 4-H show is required.**
2. All animals must be the property of the exhibitor. Registered animals must be registered in the member's name. The superintendent of the department will check registration papers.
3. All exhibitors of livestock projects must furnish their own feed, bedding, feed pans and water buckets.
4. The owner must show all animals. An exception will be made in the case of illness of the 4-H member. If necessary, special permission for another 4-H member, of the respective county, to show an animal may be secured from the superintendent or from a member of the Council. In the case of double entries in a class, a 4-H member may ask another 4-H member of the respective county to assist them in the show ring.
5. The Jersey County Livestock Committee, the Jersey County Extension staff and department superintendents will be on the fairgrounds 4-H show day to answer any questions that may arise. Disputes and protest will be presented and a decision made by the Livestock Committee and supervisors. The Livestock Committee decision will be the final word. All animals must comply with State Health Regulations to exhibit and a health certificate must be readily available for presentation on request of an accredited veterinarian or Jersey United Extension staff or designated volunteer.
6. No entry fees and/or stall rent will be charge to 4-H members unless they enter Open and/or Junior Department Shows. If entering these shows, members will pay the regular entry fees and stall rent.
7. All animals should be in place and ready for exhibit by 8 a.m. on the day they are to be judged. All barrows, wethers and steers should be ready to be weighed on the fairgrounds starting at 1 p.m. the day before the 4-H livestock show. All livestock must remain on exhibit until 4 p.m. or until the end of the 4-H livestock shows.
8. Animals must receive a Blue rating to receive Champion or Reserve Champion ribbon. Awards can be made where there are three or more entries in a class.
9. A 4-H member is eligible to win Showmanship or Horsemanship Award only once per species and/or division and are only not permitted to win two years in a row. After a member wins, they must wait one full 4-H year before competing in the Showmanship class again. If fewer than four exhibitors are entered in a showmanship division, the class may be combined. If an exhibitor wins a division, they are then eligible to move up into the next division the following year.
10. A 4-H member will be allowed to show **no more than two animals in any one class, with the exception of individual market classes.** An exhibitor may show up to five entries in Class 010-Market Steer, Class 044-Market Lamb, Class 054-Market Hog and Class 112-Single Fryer. Only one premium will be paid per class – limit of 4 highest premiums per member, this includes livestock, horse, and small animal projects.
11. All steers of the same breed will be shown in the same class unless there are five (5) or more steers entered in the same class. In that case, the steers will be broken into a light and a heavy weight class. All beef steers will be weighed Sunday before the 4-H Show.
12. All 4-H livestock members are expected to help with the clean-up and set-up of the stalls in the 4-H livestock barn before the county 4-H shows.
13. Barrows and market gilts born after January 1 of the current year will be eligible to show in the Jersey County 4-H Show. Barrows going to the State Fair must abide by State Premier rules. If the county weigh-in date does not meet the State Fair guidelines it is the responsibility of the 4-H member to contact the Extension Office and set up an appropriate weigh-in date.
14. While exhibiting in the show ring, 4-H members shall not wear clothing with writing or symbols which (a) Promote or advertise drugs, alcohol, or tobacco products (b) Are sexually explicit or suggestive and (c) Denigrate others. Also, no caps or hats of any kind shall be worn.

Dates for required ownership are:

Beef steers must be owned by and personally cared for by exhibitor since February 1, 2021 and must have been calved on or after January 1, 2021.

Beef heifers age requirement is from September 1, 2020 to March 31, 2021 (w/addition of Senior Yearling Class) Beef heifer must be owned and personally cared for by exhibitor since June 1, 2021.

Sheep wethers must be owned and personally cared for by exhibitor since May 15, 2021 and must have been born on or after January 1, 2020. Must be weighed & tattooed between March 15 and May 15, 2021.

Sheep Rams & Ewes must be owned by and personally cared for by exhibitor since June 25, 2021. Yearling ewes born from January 1, 2020 to August 31, 2021. Spring ewe lamb born on or after January 1, 2021. Fall ewe lamb born August 1 – December 31, 2020. Ram lamb born after January 1, 2021.

Barrows must be owned by June 1, 2021 and must have been farrowed on or after January 15, 2021 to be eligible for the State Fair. However, Premiere barrows must have been farrowed on or after February 10, 2020 and must have been the property of the exhibitor by June 1, 2021. Barrows showing only in the Jersey County 4-H Show can be born on or after January 1, 2021. Barrows must be weighed & tattooed between February 10 - April 15, 2021.

Single gilts must be owned by June 1, 2021 and must have been farrowed on or after January 1, 2021. Gilts must be weighed & tattooed between February 10-April 15, 2021.

Dairy goats must be owned by: Kids and Yearlings not in milk, June 1, 2021; milking Does must be owned by exhibitor only January 1, 2021.

Pygmy goats must be owned by June 1, 2021.

Meat goat wethers must be born on or after October 1, 2020. State Fair requires registered and must be tattooed in name of exhibitor only by May 15, 2021. All meat goats must be owned by May 15, 2021.

Dairy cattle calves and heifers must be owned by June 1, 2021. Dairy cows must be owned by January 1, 2021.

All rabbits must be owned by June 1, 2021.

All poultry must be owned by June 1, 2021.

Horses and Ponies must be owned or leased by May 1, 2021.

No uncastrated male livestock born before January 1 of the current year of age will be allowed in the 4-H sheep, goat, swine or beef show.

2021 Jersey County 4-H Livestock Auction Rules

A live auction will be held following the 4-H Show at the fairgrounds. It is the responsibility of the 4-H member to promote the auction to buyers. Rules regarding the auctions are:

1. Sellers must be a Jersey County 4-H member and be enrolled by **April 15, 2021**.
2. Jersey County 4-H members must receive a blue ribbon in the exhibit show and have attended at least one 4-H workshop prior to the 4-H shows.
3. 4-H members will only be allowed to sell one animal or pen in the sale or general exhibit project that qualify to be sold at the auction (see guidelines listed below) general exhibit projects will be sold following livestock projects.
4. The animal to be sold must be shown in its respective class during the 4-H Show, owned by the seller, and cannot have been sold in a previous year's 4-H Livestock Auction.
5. Members must declare that they plan to participate in the auction at the time of making 4-H entries.
6. Members will be responsible for delivering their animal to the buyer in a timely manner.
7. All steers, market swine and market lambs must be weighed and tattooed according to Premiere Rules.
8. Market gilts and Market ewes that are weighed and tattooed are eligible to be sold providing they were not shown in breeding classes.
9. Rate of Gain will establish sale order.
10. Goats, poultry and rabbits also will be eligible for auction.
11. The right may be reserved to retain animal for showing at a later date. (County Fair or State Fair) However, the 4-H member is responsible for getting the animal to the buyer or market for the buyer before receiving money from the sale.
12. No minimum or maximum weight requirements will be enforced.
13. A base bid system will be in effect for the Auction. The sale Committee will establish an average local market price for each species.
The BUYER will have two options:
 - a. The buyer may elect to keep the animal and pay the seller for the full bid price.
 - b. The buyer may elect to return the animal to the seller and pay only the difference between the bid price and the local market price. The seller retains ownership of the animal.
14. A sale commission of 10% will be charged on the premium above the base system. The commission will be used to support the Livestock Auction and the Jersey Count 4-H Program.

Example- Market Hog Purchase

250 lb. x \$1= \$250

Base bid 250 x \$.50=\$125

Premium= \$125 x 10%=\$12.50 Sale Commission

OPTION A:

A 4-H'ers sell a 1000-pound steer. The buyer bids \$0.90 per pound, which results in a purchase price of \$900. The buyer elects to keep the steer and pays \$900.

OPTION B:

A 4-H'er sells a 1000-pound steer. The buyer bids \$0.90 per pound, which results in a purchase price or \$900. However, the buyer elects to return the steer to the 4-H'er. In the option B, the buyer pays the difference between the bid price (\$0.90 per pound) and the local market price (\$0.70). So, the buyer pays \$200 to the seller and the seller keeps the steer.

Sale of General Projects Guidelines

4-H members will be allowed to sell a general project the night of the Jersey County 4-H Livestock Auction.

TO BE ELIBIBLE FOR THE AUCTION, 4-H MEMBERS MUST BE ENROLLED AS OF APRIL 15.

1. 4-H members are eligible to sell a project.
2. The sale will start at 7:00 p.m.
3. 4-H members may select ONE project or market animal item to sell at the auction, provided it meets the criteria set by the auction rules. (Note: Certain projects are exempt from sale, as specified in the rules.) Only projects receiving a BLUE ribbon will be allowed to sell.
4. Exhibitor shall be present and responsible for auction item during the sale.
5. Any sale at Auction is final.
6. The 4-H member must specify by the end of the general projects 4-H fair day, with the exception of livestock, which 4-H project they wish to sell.
7. Buyers will enter into a contract with the seller the night of the sale.

Specific Project Auction Requirements Foods:

1. The member will sell one complete recipe made from the project show requirements and attractively displayed. Display may be in a basket, on a decorated board, etc.
2. The food product must have been made within 24 hours prior to Auction.
3. The following food projects are NOT eligible for Auction: Dairy Foods, Fruits and Vegetables (Marinated Salad), All Outdoor Meals Projects.

Clothing:

1. Knitted or crocheted items will be eligible for sale.
2. Clothing sewn for oneself is **NOT** eligible for Auction.

Flower Arranging:

1. Arrangements must be made within 4 hours of Auction if using fresh flowers.

Vegetable Gardening:

1. Fresh vegetables must be brought for Auction.

Visual Arts:

1. Any item constructed of wood, fiber, paper, clay, ceramics, chalk/carbon/pigment/glass, plastic, metal, nature, or feather is eligible for auction.
2. The construction and quality of the project should be appealing to the general public.
3. This item should be presentable and ready for display (Framed).

THE FOLLOWING PROJECT CLASSES ARE NOT ELIGIBLE TO PARTICIPATE IN THE AUCTION: Animal poster or display projects; Bicycle; Child Care; Citizenship; Communications; Crops; Earth Trek; Entomology; Forestry; Geology; Intercultural; Leadership; Living on Your Own; Passport to the World; Projects with Poster or Display Requirements; Reading; Small Engines 1; Tractor; Veterinary Science; Wildlife Projects (except birdhouse or feeder).

For Health Requirement Information:

Illinois Department of Agriculture Bureau of Animal Health
and Welfare State Fairgrounds P.O. Box
19281 Springfield, IL 62794-9281
Phone (217) 782-4944

2021 Exhibition Livestock Health Requirements County Fairs

GENERAL REQUIREMENTS

These Exhibition Health Requirements apply to all livestock present at the fair including those animals that are not entered in competitive events.

1. Exhibitors are required to familiarize themselves with all rules applicable to their exhibits.

All out-of-state animals shall require an entry permit. Entry permit numbers are available by calling the Illinois Department of Agriculture, Monday through Friday from 8:00 AM to 4:30 PM, at 217/782- 4944. Permits may also be obtained online at: <http://www.agr.state.il.us/AnimalHW/animalregistry/login.php>

2. All animals, except as noted, shall be accompanied by a Certificate of Veterinary Inspection (CVI) which shows that the animal meets all health requirements for the State of Illinois. CVI's shall be made available to Bureau of Animal Health Personnel on request.

CVI means a legible record made on an official form from the state of origin which has been issued, signed and dated by an accredited veterinarian and which shows the name and address of the animal's owner or exhibitor and the results of all required tests or vaccinations. A CVI shall list only one animal identification per line; shall be presented on the form on which it was initially issued; and shall not be corrected, changed or altered in any manner.

3. All animals shall be officially identified. The animal(s) official identification shall be recorded on the CVI.
4. If animals are from tuberculosis accredited, brucellosis certified, pseudorabies qualified, or brucellosis validated herds, the identifying herd number(s) along with the date of the last herd test(s) shall appear on the CVI.
5. CVI for out-of-state livestock shall be void thirty (30) days after issuance.
6. CVI for Illinois-origin livestock shall be void ninety (90) days after issuance.
7. All livestock shall be subject to examination upon entry to any Illinois fair or exhibition.

Any animal showing evidence of infectious, contagious or communicable diseases shall be immediately withdrawn and held in quarantine at the owner's risk and expense until properly treated and recovered, or until the animal is released to return to the owner's premise.

Any livestock infected with scabies, mange, active lesions of ringworm, soremouth, or multiple warts which are easily visible without close examination shall not be permitted to exhibit and are subject to quarantine or removal from the fairgrounds.

Sheep and goats with caseous lymphadenitis as evidenced by draining abscesses shall not be exhibited and are subject to immediate quarantine or removal from the fairgrounds.

8. Illinois Department of Agriculture personnel or designee may collect blood, tissue, milk or urine samples from any animal being exhibited and/or raced at any Illinois fair to test for the presence of illegal drugs or banned substances. New examination techniques, such as ultrasound, may also be used at anytime while the animals are on the grounds of any Illinois fair or exhibit.

The Illinois Department of Agriculture or designee may collect urine, blood, tissue or other test samples from exhibition animals at the time of slaughter.

9. All exhibitors of animals at any Illinois fair or exhibition shall comply with the provisions of the Illinois Humane Care for Animals Act. If violations are observed, the animal(s) will be excused from exhibition and ordered removed from the grounds with all awards being forfeited.

Any practice or deviation from normal, accepted care, including physical, medical or mechanical application, shall constitute a violation of show rules and may result in the animal(s) disqualification and removal from the fairgrounds.

10. Any Illinois cattle, bison, cervidae or goats being exhibited in non-accredited free states must be isolated from the remainder of the herd/flock upon return to Illinois and retested for tuberculosis 60-120 days post-entry.

CATTLE

Identification

Individual identification of each animal shall be either a fully healed and legible tattoo, approved official ear tag, registration number (can only be used if the tattoo is recorded on the registration certificate or for breeds where pictures are acceptable), or individual brands, if brand is recorded on the registration certificate.

Illinois Cattle

Brucellosis

Illinois is a Bovine Brucellosis Class-Free State. Brucellosis testing is not required for Illinois cattle.

Tuberculosis

Illinois is an Accredited Tuberculosis- Free State. Tuberculin testing is not required for Illinois cattle.

Please note: Illinois calves under 6 months of age, and Illinois steers are not required to have a Certificate of Veterinary Inspection.

Out-of-State-Cattle

All out-of-state cattle are to be accompanied by an entry permit. Entry permit numbers are available by calling the Illinois Department of Agriculture, Monday through Friday from 8:00 AM to 4:30 PM, at 217/782-4944. Permits may also be obtained online at: <http://www.agr.state.il.us/AnimalHW/animalregistry/login.php>

Brucellosis

1. Female cattle six (6) months of age and older and bulls eighteen (18) months of age and older shall be negative to an official test for brucellosis within thirty (30) days prior to entry, unless exempt by one (1) of the following:
 - A. Originate directly from a certified brucellosis-free herd.
 - B. Official vaccinates of dairy breeds under twenty (20) months of age or official vaccinates of beef breeds under twenty-four (24) months of age.
 - C. Animal originated from a "Class Free" state (if entire state is so classified)
 - D. Steers and spayed heifers are not required to be tested for brucellosis.
2. The negative brucellosis test shall be conducted at a state or federal laboratory within 30 days prior to exhibition.

Tuberculosis

1. Accredited Tuberculosis Free States
 - A. No tuberculin test required. All cattle, including steers, originating from an Accredited Tuberculosis Free State, may enter Illinois for exhibition when accompanied by a CVI issued by an accredited veterinarian within 30 days.
2. Non-Accredited Tuberculosis Free Areas or States (Not TB Free)
 - A. Cattle must originate from a herd where a complete herd test was conducted within the past year.
 - B. The individual animals entering Illinois must be negative to an additional tuberculin test conducted within 30 days prior to exhibition.
 - C. Cattle that enter Illinois for exhibition and remain in Illinois (animal does not return to the state of origin within 30 days) must be isolated and retested for TB 60-120 days from the last official TB test date.

SWINE

Illinois Swine

Identification

1. Swine shall be identified by an official ear tag, tattoo or recognized breed ear notch.
2. Ear notch identification is acceptable for all barrows, crossbred gilts and breeding swine. (Note: Ear notch identification of crossbred swine does not satisfy USDA identification requirements for interstate movement or official testing.)

Brucellosis

Brucellosis testing is not required for Illinois swine.

Pseudorabies

Pseudorabies testing is not required for Illinois swine.

Out-of-State Swine

All out-of-state swine are to be accompanied by an entry permit. Entry permit numbers are available by calling the Illinois Department of Agriculture, Monday through Friday from 8:00 AM to 4:30 PM, at 217/782-4944. Permits may also be obtained online at: <http://www.agr.state.il.us/AnimalHW/animalregistry/login.php>

Identification

1. Individually identified by an official ear tag, tattoo or recognized breed ear notch.
2. Ear notch identification is not acceptable for crossbred animals.

Brucellosis

1. Breeding swine 4 months of age and older shall be negative to an official test for brucellosis within 30 days prior to exhibition unless exempt by one (1) of the following:
 - A. Originate immediately and directly from a validated brucellosis-free herd.
 - B. Originate directly from a validated brucellosis-free state.
2. Swine brucellosis tests for exhibition shall be conducted at a state or federal laboratory.

Pseudorabies

1. Swine originating from a Pseudorabies Stage IV or V state are exempt from the pseudorabies testing requirement.
2. Swine originating from a Pseudorabies Stage III state shall be negative to an official test for pseudorabies conducted within thirty (30) days prior to entry or originate immediately and directly from a qualified pseudorabies negative herd.
3. Swine originating from a Pseudorabies Stage I or II state shall be negative to an official test for pseudorabies conducted within the 10 days prior to entry.
4. Barrows and females in market classes must meet the same requirements as breeding swine.

SHEEP

Identification

Individual identification of each animal shall be by an ear tattoo or official metal or plastic tag. A microchip ID is acceptable if the owner provides the reader.

Ear tattoos may be used when a registration certificate, listing the tattoo number, accompanies the animal.

When using ear tags, the tag must indicate the premises ID and state of origin. The tag number must be assigned by a state or APHIS representative and recorded in the Scrapie Record Database.

Market Lambs

All market lambs must be slick shorn (show ring ready) before weigh-in so that show lamb fungus can be identified.

Illinois Sheep

1. Sheep originating from a flock that has previously been classified as either an infected or source flock can be exhibited in Illinois upon the completion of an approved flock plan.
2. For any animal born after 1/1/2002, the CVI must include the flock of birth and the flock of origin, if different.

Out-of-State Sheep

All out-of-state sheep are to be accompanied by an entry permit. Entry permit numbers are available by calling the Illinois Department of Agriculture, Monday through Friday from 8:00 AM to 4:30 PM, at 217/782-4944. Permits may also be obtained online at: <http://www.agr.state.il.us/AnimalHW/animalregistry/login.php>

1. Sheep originating from a flock that has previously been classified as either an infected or source flock can be exhibited in Illinois upon the completion of an approved flock plan.
2. For any animal born after 1/1/2002, the CVI must include the flock of birth and the flock of origin, if different.

GOATS

Identification

Individual identification of each animal shall be by an ear tattoo or official metal or plastic tag. A microchip ID is acceptable if the owner provides the reader.

Tattoos may be used when a registration certificate, listing the tattoo number, accompanies the animal.

When using ear tags, the tag must indicate the premises ID and state of origin. The tag number must be assigned by a state or APHIS representative and recorded in the Scrapie Record Database.

Ears should be used for tattooing when possible. If there is no space in the ear, the flank or tail fold may be used.

Illinois Goats

1. Goats originating from a herd that has previously been classified as either an infected or source herd can be exhibited in Illinois upon the completion of an approved herd plan.
2. For any animal born after 1/1/2002, the CVI must include the flock of birth and the flock of origin, if different.

Out-of-State Goats

All out-of-state goats are to be accompanied by an entry permit. Entry permit numbers are available by calling the Illinois Department of Agriculture, Monday through Friday from 8:00 AM to 4:30 PM, at 217/782-4944. Permits may also be obtained online at: <http://www.agr.state.il.us/AnimalHW/animalregistry/login.php>

1. Goats originating from a herd that has previously been classified as either an infected or source herd can be exhibited in Illinois upon the completion of an approved herd plan.
2. Tuberculosis- Goats from areas or states that are not Accredited Bovine Tuberculosis Free, must be accompanied by a CVI indicating that the goats originated from a herd where a complete negative herd test has been conducted within the past twelve (12) months and the individual animals are negative to a tuberculin test conducted within thirty (30) days prior to entry. For any animal born after 1/1/2002, the CVI must include the flock of birth and the flock of origin, if different.

HORSES, PONIES, MULES AND OTHER EQUIDAE

Illinois Equine

1. All horses and other equidae, twelve (12) months of age and older attending an advertised equine event, shall be accompanied by a negative test for equine infectious anemia (EIA) conducted within the last twelve (12) months. A copy of this test shall accompany the animal.
2. AGID (Coggins) or ELISA tests are accepted.
3. An advertised equine event means a show, rodeo, sale, auction, exhibition, trail ride, or horse fair that is posted or media promoted.
4. A CVI is not required for Illinois equine.

Out-of-State Equine

All out-of-state equine are to be accompanied by an entry permit. Entry permit numbers are available by calling the Illinois Department of Agriculture, Monday through Friday from 8:00 AM to 4:30 PM, at 217/782-4944. Permits may also be obtained online at: <http://www.agr.state.il.us/AnimalHW/animalregistry/login.php>

1. All horses and other equidae entering Illinois that are twelve (12) months of age or older, shall be accompanied by a negative test for equine infectious anemia (EIA) conducted within the last twelve (12) months. A copy of this test shall accompany the animal.
2. AGID (Coggins) or ELISA tests are accepted.
3. All horses and other equidae shall be accompanied by a CVI issued within thirty (30) days prior to entry.

POULTRY

1. All entries (except waterfowl, i.e. domesticated fowl that normally swim, such as ducks and geese) in a show or exhibition shall have originated from a U.S. Pullorum-Typhoid Clean or equivalent hatchery or flock OR have a negative pullorum-typhoid test within 90 days prior to exhibition. Exhibitor shall show proper information as to name and address of owner or exhibitor, name and address of the authorized testing agent, date of the testing and the number, breed, and species of those tested.
2. Prior to being used to transport poultry to a show, all crates, boxes, containers and vehicles shall be thoroughly cleaned and disinfected.
3. Any poultry vaccinations must be performed at least 4 weeks prior to delivery to the show.
4. Upon admission to a show, all entries shall be examined by the official county fair veterinarian or qualified state personnel who shall also receive and examine all certificates necessary for admission of birds to a show. Birds not in show condition will be excused from exhibition and removed from the premises. Any fowl showing signs of illness during the fair will be removed from the exhibition grounds.
5. All out-of-state turkeys must originate from flocks that are officially classified as U.S. Mycoplasma Gallisepticum Clean in accordance with the provisions of the National Poultry Improvement Plan or be negative to a test for Mycoplasma gallisepticum within 30 days prior to entry.
6. A permit is also required for out-of-state poultry. A permit may be obtained by calling (217) 782-4944.

Please note: These poultry exhibition requirements do not apply to 4-H and FFA 1-day poultry shows where the entries are taken to the show and returned home the same day. However, a permit is required for out-of-state poultry.

CERVIDAE

(Deer, Elk, Reindeer, Caribou, Moose, Red Deer and other Related Species)

Identification

All animals shall be individually identified with an approved tag, microchip or tattoo. Elk are required to have two official/approved unique identifiers.

Illinois Cervidae

Chronic Wasting Disease

For cervidae changing ownership or moving within the State, the owner must obtain a permit issued by the Department prior to movement and the cervid must originate from a herd that is enrolled in the Certified Monitored Chronic Wasting Disease (CWD) Program or the Contained Monitored Chronic Wasting Disease Program. The permit shall be obtained no more than 72 hours in advance of the movement of the cervids by providing the following information:

- A) Name and complete mailing address of person exhibiting the cervids;
- B) Certified Monitored Chronic Wasting Disease or Contained Monitored Chronic Wasting Disease Herd number;
- C) Name and complete mailing address of location where the animals will be exhibited;
- D) Number of animals and unique identification of the animals.

Tuberculosis

Illinois is an Accredited Tuberculosis-Free State. Tuberculin test is not required for Illinois cervidae.

Out-of-State Cervidae

Chronic Wasting Disease

1. All cervidae entering Illinois must be in compliance with the Illinois Wildlife Code [520 ILCS 5]. For more information, contact the Illinois Department of Natural Resources at 217/782-6384.
2. All cervidae entering Illinois must be accompanied by a permit from the Department and a Certificate of Veterinary Inspection that:
 - a. has been issued by an accredited veterinarian of the state of origin or a veterinarian in the employ of the United States Department of Agriculture;
 - b. is approved by the Animal Health Official of the state of origin;
 - c. shows that the cervidae are free from visible evidence of any contagious, infectious or communicable disease or exposure thereto, do not originate from a CWD endemic area (any county and surrounding counties where CWD has been diagnosed in the past five years);
 - d. shows that the cervidae are not originating from a herd under quarantine for any contagious, infectious or communicable disease;
 - e. shows that the animals originate from a herd that has been monitored for at least 5 years under a state-approved CWD certification program.
3. A permit number can be obtained by calling (217) 782-4944. Applicant for permit shall furnish the following information to the Department:
 - a. Name and post office mailing address of Illinois destination;
 - b. Name and post office mailing address of the consignor and/or source herds;
 - c. Name and post office mailing address of the herd veterinarian;
 - d. Number and unique identification of cervidae in shipment.

Brucellosis

Cervidae six (6) months of age and older must have a negative brucellosis card or PCFIA test within sixty (60) days prior to entry.

Tuberculosis

1. Accredited Tuberculosis Free States

All cervidae twelve (12) months of age and over shall be negative to two (2) single cervical test for bovine TB no less than ninety (90) days apart with the second test conducted within ninety(90) days prior to entry. These animals shall be isolated from all other members of the herd during the testing period unless they originate from an accredited, qualified or monitored herd.

A. Cervidae from an accredited herd may be moved into Illinois without further TB testing provided that a certificate stating that such cervids originated from an accredited herd accompanies them.

B. Cervidae originating from qualified or monitored herds may enter with a negative test within ninety (90) days prior to entry and a certificate stating that the animals originate from a monitored herd.

2. Non-Accredited Tuberculosis Free Areas or States (Not TB Free)

A. All cervidae shall originate from a herd where a complete herd test was conducted within the past year.

B. The individual animals entering Illinois must be negative to two (2) additional tuberculin tests conducted within 180 and 30 days prior to entry or exhibition.

RATITES

(Ostriches, Emus, Rheas, Cassowaries and Kiwis)

Illinois Ratites

There are no requirements governing the movement of ratites within Illinois.

Out-of-State Ratites

1. Must be accompanied by a CVI and permit number. Entry permits are available by calling the Illinois Department of Agriculture, Monday through Friday from 8:00 AM to 4:30 PM, at 217/782-4944.
2. Individually identified by leg band or microchip.
3. Negative test for Avian Influenza within 10 days prior to entry.

PIGEONS

There are no requirements governing the movements of pigeons within or into Illinois.


RABBITS

There are no requirements governing the movements of rabbits within or into Illinois.

LLAMAS

There are no requirements governing the movement of llamas within Illinois. A permit and health certificate is required for out-of-state llamas. Entry permit numbers are available by calling the Illinois Department of Agriculture, Monday through Friday from 8:00 AM to 4:30 PM, at (217) 782-4944. Permits may also be obtained online at:

<http://www.agr.state.il.us/AnimalHW/animalregistry/login.php>





Art

sewing



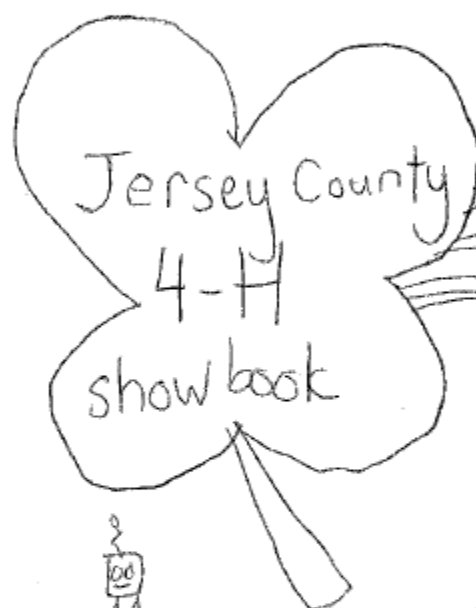
Wood working



fishing



photography



Jersey County
4-H
show book



robotics




public speaking



dogs

Nutrition



Theatre Arts

