



Members Book
I'm a Cloverbud!



Name: _____

Club Name: _____

4-H Year: _____

CL^{VERBUDS}



Welcome to 4-H Cloverbuds! This is your Cloverbud Book. You will write, draw and put pictures in here. These things will show what you did in 4-H Cloverbuds this year.

4-H Pledge:

I pledge

My HEAD to clearer thinking,
My HEART to greater loyalty,
My HANDS to larger service,
And my HEALTH to better living.

For

My club, my community,
My country, and my world.

4-H Motto:

"To Make the Best Better"


4-H Colors:

Green – symbolic of living and growing things


White – symbolic of purity and character

4-H Emblem:

The green four-leaf clover has a white "H" on each leaf to represent one of the four H's – HEAD, HEART, HANDS and HEALTH.



18 U.S.C. 707



Welcome!

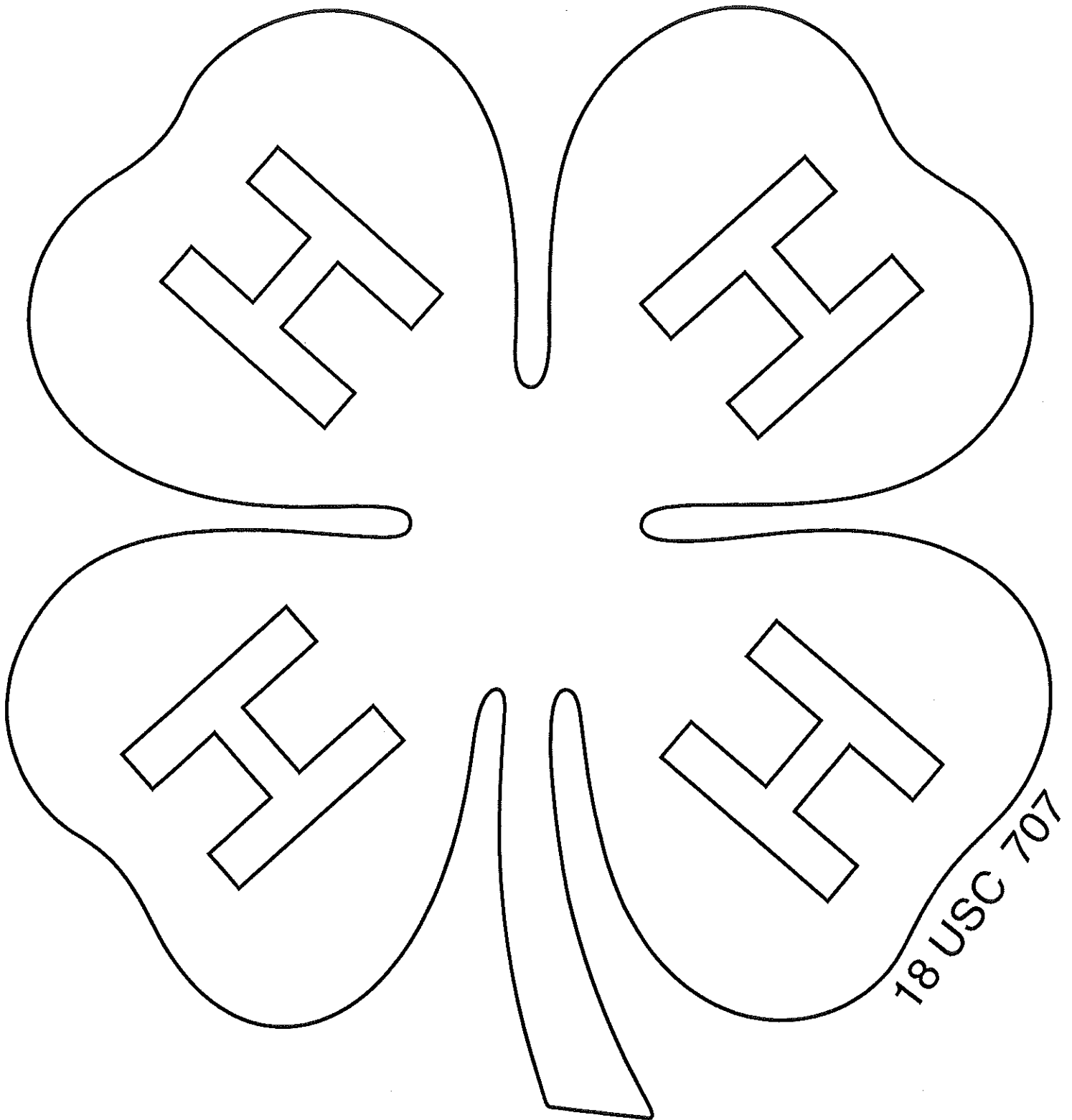
The Cloverbud program is designed for up to three years of a child's life (ages 5, 6 & 7). 4-H age is considered to be the age of the Cloverbud on September 1, 2019. The 4-H year goes from September 1 to August 31.

Cloverbud Members may download a Cloverbud Member Book to record his or her lessons and accomplishment throughout the year. The main purpose of this booklet is to encourage youngsters to learn the life-long skill of keeping records. Encourage your child to complete as much as he or she can himself or herself. Parents also can be involved in completing this booklet.

The booklet should be completed by the end of the 4-H year and turned in to the 4-H leader. Cloverbuds who complete their member booklet may be recognized. Speak with your local county Extension Office to learn more.

Enjoy your year as a Cloverbud!

Coloring Page



You can use a green crayon or marker to color this clover.

While you were coloring did you see those four H's? You guessed it! Each "H" has a special meaning. The 4-H's stand for Head, Heart, Hands, and Health! These 4 H's are an important part of our 4-H Pledge. The 4-H Pledge is the oath, or promise, that 4-H members live by.

Activity Time!

Can you practice saying the 4-H pledge with your family? Try including the hand gestures that we learned at our Cloverbud meetings. All aloud now! Get ready, Get set and Go!

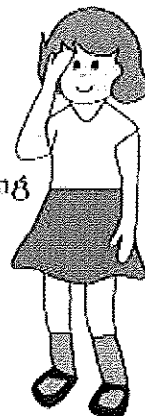
I Pledge:



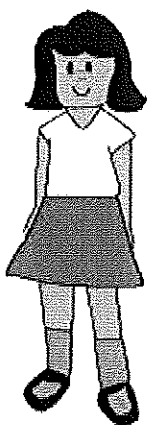
(Right hand over heart)

My Heart to
Greater Loyalty

My Head to
Clearer Thinking




(Right hand points to forehead)



(Arms at sides)

and My Health to
Better Living,

My Hands to
Larger Service



(Arms slightly bent, palms up)

For My Club, My Community, My County, and My World.

My Club

On Sept 1, I was _____ years old.

There are _____ members in my club.

_____ are boys, _____ are girls;

And _____ are Cloverbuds.

We meet _____ time(s) a month.

My Cloverbud group meets:

- ☐ In a home, ☐ in a school,
☐ In a church, ☐ in a meeting hall.

I go to club meetings

- ☐ On foot, ☐ on my bike ☐ on a bus, ☐ in a car.

My Cloverbud leader's name is _____.



Picture of my club goes here.

Our club has fun!

Draw a picture or place photos of your club having fun here.

Club Meeting Information

Write word, draw picture or attach a photo for each meeting.

Date: _____ Lesson/Subject: _____

This is what we did:

Date: _____ Lesson/Subject: _____

This is what we did:

Club Meeting Information

Write word, draw picture or attach a photo for each meeting.

Date: _____ Lesson/Subject: _____

This is what we did:

Date: _____ Lesson/Subject: _____

This is what we did:

Club Meeting Information

Write word, draw picture or attach a photo for each meeting.

Date: _____ Lesson/Subject: _____

This is what we did:

Date: _____ Lesson/Subject: _____

This is what we did:

Club Meeting Information

Write word, draw picture or attach a photo for each meeting.

Date: _____ Lesson/Subject: _____

This is what we did:

Date: _____ Lesson/Subject: _____

This is what we did:

Club Meeting Information

Write word, draw picture or attach a photo for each meeting.

Date: _____ Lesson/Subject: _____

This is what we did:

Date: _____ Lesson/Subject: _____

This is what we did:

Fair Exhibits

Here are pictures of the things I made.

Fair Exhibits

Here are pictures of the things I made.

Fair Exhibits

Here are pictures of the things I made.

Fair Exhibits

Here are pictures of the things I made.

Fair Exhibits

Here are pictures of the things I made.

Fair Exhibits



Here are pictures of the things I made.

Members Book
I'm a Cloverbud!



CL^{VERBUDS}

