

DeKalb County 4-H Record Book



Name: _____ Year: _____

4-H Club: _____

Age: _____ Number of Years in 4-H (including this year): _____

Instructions

1. Use this record book for all the things you do in 4-H this year.
2. Write 2-3 "Project Goals" for each project at the beginning of the 4-H year.
3. Record participation in club offices, committees, projects, 4-H events, community service, promotions, leadership, school and community activities & 4-H ribbons/awards.
4. This record book is your personal work. Handwriting or typing should be your own. A fillable document can be found at:
<https://extension.illinois.edu/bdo/4-h-dekalb-county>
5. **You may add additional lines and spaces if needed.**
6. Your signature and that of your parent/guardian & leader are required below. Electronic signatures are acceptable.
7. Drop off the completed record book to your leader, the Extension office or upload to:
<https://uofi.app.box.com/f/b12805a4183b48e4a44d92ba627abd19>

I have reviewed this record book and believe it to be correct.


Member _____ Date _____

Parent/Guardian _____ Date _____

Leader _____ Date _____


Project Goals

List 4-H project, years in that project and what I want to do or learn in this project this year.



Talk/Demonstration

List talks and/or demonstrations you have given at your 4-H club:



4-H Events/Activities

List county events/programs, training activities, workshops, field trips and special club program activities. Examples are Project Workshops, Recognition Program, Holiday Fest, Super Saturday and 4-H Camp. Indicate what you learned or did. Do not include 4-H show results. List location. L=Local club; C= County; M=Multi-county or Unit; S= State; N=National; and I=International

4-H Club Meetings

List the dates of the 4-H club meetings you attended this year:

Please list any officer positions, leadership roles and/or committees you served on at your 4-H Club:

Community Service

List your participation in any community service activities you did during the current 4-H year. This may include activities you did on your own, with your 4-H club or another community organization. List who you did the service for, what you did and the location. L=Local club; C= County; M=Multi-county or Unit; S= State; N=National; and I=International



School, Sports, Community Activities & Events


List your participation in sports, band/choral, school clubs, drama, other youth organizations, religious groups, etc. List the activity, what you did and/or the skills that you learned this year and location. L=Local Community; C= County; M=Multi-county; S= State; N=National; and I=International



Project Journal

(include all projects)

In this section, list what you did in your project(s) this year. List the project, hours spent, awards won and the size and scope by including the number of animals owned/leased, dishes prepared, articles made, or chapters completed in your project book.

A large, empty rectangular box with a thin black border, intended for the user to write their project journal entries. It occupies the majority of the page below the instructions.

My 4-H Story

Introduce yourself. Include why you joined 4-H and/or chose the project(s) that you did.

Share things that you enjoyed learning or doing.

Share results, difficulties, or challenges you had.

Explain how you would improve your projects or 4-H year.