


JO DAVIESS COUNTY 4-H FAIR PROGRAM BOOK



4H Opportunity

For All! 2021

Brooke Dittmar
Pleasant View

Dear 4-H Family,

The 2021 4-H Program Book has been created to assist you in preparing for this summer's 4-H shows. This book identifies the 4-H projects, which may be exhibited, their various classes, and the rules & regulations governing their exhibition. Please read this carefully to prevent any misunderstanding or potential disappointment. The general rules and regulations at the beginning of the book and the specific regulations under each project area are very important.

Advanced entries are required for ALL 4-H Projects. All 4-Hers wishing to exhibit at any of the 4-H shows this summer must register using Fair Entry. Fair Entry can be accessed online at <http://jodaviess4-hfair.fairentry.com>.

NEW for 2021, all general projects exhibitors must sign up for a specific judging time for each exhibit they plan to bring. A link will be sent by email prior to our summer shows. This link be sent out after everyone registers in fair entry. Participants must also agree to follow all safety guidelines. Please keep in mind that every decision has been made with safety in mind.

Members must log in to the fair entry system using their 4-H ONLINE email and password. The deadline for registration is **May 24-June 13, 2021**. No Exceptions!

Exhibiting at any of the Jo Daviess County 4-H shows provides 4-Hers the chance to set goals, work toward those goals, develop standards, and get a sense of achievement. These participants will learn to communicate effectively about what they have done and will get a chance to display their talents.

We look forward to working with you this summer. If you have any questions, please contact the Extension Office at 815-858-2273.

Sincerely,

Angela Miller

Angela Miller
4-H Youth Development Program Coordinator
University of Illinois Extension
Jo Daviess County
204 Vine St. | PO Box 600
Elizabeth, IL 61028
P: 815-858-2273 | F: 815-858-2274
amillr11@illinois.edu
Visit us online! go.illinois.edu/jsw

WHAT IS THE UNIVERSITY OF ILLINOIS EXTENSION?

University of Illinois Extension is the flagship outreach effort of the University of Illinois at Urbana-Champaign, offering educational programs to residents of all the 102 counties in Illinois and beyond. 4-H is the youth education arm of the University of Illinois Extension. 4-H translates the knowledge base of Extension into meaningful, hands-on experiences for youth, ages 5-18. Rural and urban youth from all ethnic and cultural backgrounds can participate in both traditional 4-H activities and special interest groups. WHO WORKS FOR THE UNIVERSITY OF ILLINOIS EXTENSION?

THE JO DAVIESS, STEPHENSON, AND WINNEBAGO COUNTY EXTENSION STAFF INCLUDES:

County Director (Unit 1).....	Margaret Larson
4-H Program Coordinator (Winnebago).....	Becky Gocken
4-H Program Coordinator (Jo Daviess).....	Angela Miller
4-H Program Coordinator (Stephenson)	Brenda Heimann
4-H Youth Development Educator (Unit 1)	Vacant
4-H Tech Wizards Community Worker (Winnebago).....	Vacant
Extension Educator, Local Food Systems & Small Farms (Unit 1).....	Grant McCarty
Extension Educator, Energy & Environmental Stewardship (Unit 1)	Stanley (Jay) Solomon
Extension Educator, Commercial Agriculture (Unit 1)	Phillip Alberti
Extension Educator, SNAP-Ed (Rockford).....	Carol Erickson
Community Worker – SNAP-Ed (Rockford)	Terre McGee
Community Worker – SNAP-Ed (Rockford)	Linda Ricker
Community Worker – SNAP-Ed (Rockford)	Rita Gillette
Program Coordinator – SNAP-Ed (Rockford).....	Gina Adams
Extension Educator, Nutrition & Wellness (Unit 1).....	Diane Reinhold
Community Worker – SNAP-Ed (Stephenson).....	Barb Curry
Program Coordinator (Jo Daviess).....	Alex Burbach
Program Coordinator (Stephenson).....	Nikki Keltner
Program Coordinator.....	Jen Schultz
Office Support Specialist (Unit 1)	Deb Koch
Office Support Assistant (Stephenson)	Julie Miller
Office Support Associate (Winnebago).....	Tammy Bene
Office Support Associate (Jo Daviess)	Gayle Arnold

WHERE IS THE JO DAVIESS COUNTY OFFICE LOCATED?

University of Illinois Extension
Jo Daviess County
 204 Vine St, PO Box 600
 Elizabeth, IL 61025
 (P) 815-858-2273
 (F) 815-858-2274
go.illinois.edu/jsw

<p>OFFICE HOURS: Monday-Friday 8:00 am-4:00 pm</p> <p>FIND US ON FACEBOOK: @UnitOne4H @UnitOneExtension</p> <p>YOUTUBE CHANNEL: Search: Jo Daviess-Stephenson- Winnebago Extension</p>
--

JO DAVIESS COUNTY 4-H POLICIES

ALL DEADLINES AND RULES WILL BE STRICTLY FOLLOWED!!

If you need a reasonable accommodation to participate in a 4-H Show or Event, please contact the Jo Daviess County Extension Office at 815-858-2273 at least three weeks prior to the event.

THE 4-H YEAR:

1. The 4-H club year is September 1 to August 31.

PROGRAM FEE:

1. There is a \$20.00 4-H Program Fee for each member. The fee is assessed to help cover a small portion of the costs of running the 4-H Program. Costs such as 4-H project manuals, newsletters, postage, project mailings, leader training, Fair and other 4-H Shows, ribbons, office supplies, and 4-H staff will be offset by the collection of this 4-H Program Fee. A portion of the fee (\$7 per member) will be forwarded to the State 4-H Office so that they may continue to provide educational, technological, and logistical support to maintain a high-quality program at the local, center, regional, and state levels for youth members and volunteer leaders.

MEMBER POLICY:

1. Any person, regardless of race, color, religion, national origin, marital status, familial status, gender, sexual orientation, or disability may participate in the Illinois 4-H program. Youth who are eight years of age and has not yet reached his/her nineteenth birthday on or before September 1 of the current year, may enroll as a 4-H member.
2. Participation and/or transportation costs for 4-H members participating in an award or team program/activity/event (for example, State Fair, state judging, or bowl contests) **may** be partially subsidized based on current funding availability.
3. No monetary compensation will be paid by the Jo Daviess County Extension Office to an individual 4-H member who participates in a 4-H program/activity/event of their choice (for example Citizenship Washington Focus, Regional Teen Conferences, State 4-H Conferences, etc.). However, financial assistance **may** be available from University of Illinois Extension Office to compensate for part of the cost. Contact the Extension Office for information on possible financial assistance.
4. 4-H membership may not be terminated during the 4-H year without that member's knowledge and due process.
5. A youth that enrolls in the 4-H program, but fails to attend of 1/3 of club meetings OR activities, is not eligible to take part in any 4-H show.

ILLINOIS 4-H COVID-19 SOCIAL DISTANCING & SAFETY PRACTICES:

The following COVID-19 social distancing/safety practices reflect requirements of Illinois Department of Public Health and University of Illinois event guidelines. These mitigation protocols may be modified to reflect requirements of local public health department based on local conditions at the time of the event.

1. Face coverings are required for all youth, spectators, volunteers, and staff when within the defined 4-H event space (inside or outside)
2. Everyone in attendance will practice social distancing during the event, including maintaining six feet of separation (both indoors and outdoors) from those who are not in their households. To

allow for social distancing, building and spectator capacity may be limited based on current public health department guidelines.

3. Handwashing and sanitizing stations will be provided throughout the venue.
4. Anyone who has experienced COVID-19 symptoms within the previous seven days is asked to stay home. COVID-19 symptoms include fever, cough, loss of taste or smell, or shortness of breath.

If any of these guidelines presents a challenge for you, please contact us directly at 815-858-2273. We are happy to discuss what accommodations are possible so that we can look for ways that all youth can safely participate in this event.

Illinois 4-H reserves the right to adjust or cancel events in the case of identified risk, such as changes in local COVID conditions or known instances of non-compliance with safety guidelines.

4-H EXHIBIT ACCOMMODATIONS POLICY:

Any person, regardless of race, color, religion, sex, national origin, ancestry, marital status, familial status, sexual orientation including gender identity, or disability may participate in Illinois 4-H.

4-H members, families, volunteers, judges and superintendents must understand that at any time, whether it is apparent or not, Illinois Extension staff may be complying with an accommodations request to ensure a positive experience for all youth in 4-H. The following accommodation policies and practices must be followed at all times and will supersede any other policies written in this Program Book:

1. All youth and their families have a right to privacy in regards to an accommodations request.
2. Judges, volunteers, and superintendents are not allowed to question a youth or parent about the nature of the disability or comment on the accommodation being made.
3. Specific accommodations for youth with disabilities may include, but are not limited to:
 - a. Having a parent or trusted adult nearby during the judging process;
 - b. Turning in a written project report, even though they are physically present;
 - c. Having another 4-H member present their project with a written project report, even though they are physically present;
 - d. Space accommodations, including access to a quieter space for judging;
 - e. Other, as decided upon by the youth, parents and Extension staff.
4. Every accommodation is unique to the individual. There is no one-size-fits-all accommodation.
5. No project will be lowered a grade or ineligible for State Fair selection due to accommodation.
6. Judges, superintendents, and 4-H volunteers are not guaranteed to have access to the existence of or details regarding an accommodations request. Therefore, at all times:
 - a. Written comments on scoresheets should be positive, constructive, and related to the 4-H project and exhibitor's project-specific knowledge and learning process only.
 - b. Comments related to 4-H member demeanor, eye contact, ability to speak clearly, etc., are strictly prohibited and could be a violation of a youth's right to privacy.
 - c. Any questions regarding a youth's approach to judging should be directed to Extension staff only.
7. A separate space will be made available during 4-H exhibit days for any youth feeling overwhelmed by the judging process or environment. Any 4-H member is free to use this quiet space (for this purpose), not only youth requesting accommodations.

Any youth needing a reasonable accommodation to participate in a 4-H exhibit opportunity should contact the Extension office at (815) 858-2273 approximately 3 weeks in advance. However, if this timeframe is missed, please call anyway and we will be happy to discuss what can be done.

4-H ABSENTEE FORM

Members who cannot be present for judging, but would still like to participate, must submit a Fair Absentee Form and attach it to their project explaining what they did, what they learned, any problems they had, and what they might do differently next time. This form may be found online at go.illinois.edu/jsw.

Members may also choose another 4-H member or a leader to read their absentee form to the judges during the appropriate judging time.

IL 4-H CODE OF CONDUCT:

The opportunity to participate in or attend 4-H activities is a privilege and not a right. All 4-H participants- youth, families, volunteers, and Extension staff- who participate in or attend any activity or event sponsored by the University of Illinois Extension 4-H Youth Development Program are expected to uphold the values of the Illinois 4-H program and conduct themselves according to the following standards. These standards also apply to online 4-H activity, including social media and internet presence.

1. **Create a welcoming environment for all.** Encourage everyone to fully participate in 4-H. Recognize that all people have skills and talents that can help others and improve the community. Though we will not always agree, we must disagree respectfully. When we disagree, try to understand why. Our priority is to create a safe, inclusive space for learning, sharing, and collaboration that is welcoming to people from diverse backgrounds, cultures, and perspectives. Diversity includes, but is not limited to: race, color, religion, political beliefs, national or ethnic origin immigration or citizenship status, sex, gender identity, and expression, transgender status, sexual orientation, age, marital or family status, educational level, learning style, pregnancy, physical appearance, body size, and individuals with disabilities.
2. **Bring your best self.** Conduct yourself in a manner that reflects honesty, integrity, self-control, and self-direction. Accept the results and outcomes of 4-H contests with grace and empathy for other participants, accept the final opinions of judges and evaluators. Be open to new ideas, suggestions, and opinions of others.
3. **Obey the law.** Commit no illegal acts. Do not possess, offer to others, or use alcohols, illegal drugs, or tobacco products, which include e-pens, e-pipes, e-hookah, e-cigars, JUULs, vapes, vape pens, or other electronic nicotine delivery systems. Do not possess or use weapons or firearms except as expressly permitted as part of a supervised 4-H shooting sports programming. Do not attend 4-H activities under the influence of alcohol or illegal substance.
4. **Honor diversity- yours and others.** Respect and uphold the rights and dignity of all persons who participate in 4-H programs.
5. **Create a safe environment.** Do not carelessly or intentionally harm or intimidate anyone in any way (verbally, mentally, physically, or emotionally). Do not engage in romantic displays or sexual activities in either public or private situations. Be kind and compassionate toward others. Do not insult, harass, or bully others or engage in other hostile behaviors. Be considerate and courteous of all persons and their property.
6. **Be a team player.** Work cooperatively with all individuals involved in 4-H programs and activities. Be responsive to reasonable requests of the person in charge. Respect the integrity of the group and the groups' decision.

7. **Humane treatment of animals.** Treat animals humanely and teach 4-H youth to provide appropriate animal care.
8. **Participate fully.** Participate in and contribute to planned programs, be on time, and follow through on assigned tasks/responsibilities in a manner that fosters the safety, well-being, and quality of educational experience for self and others. Have fun!
9. **Watch what you wear.** Use good judgment. Wear clothing suited for the activity in which you will participate. Dress in a manner that is respectful to yourself and others. Clothing that displays or promotes violence, obscenity, illegal activities, discrimination, or intimidation is prohibited. Do not wear revealing clothing, such as short skirts or shorts, midriff-baring tops, or anything showing undergarments.
10. **Be a positive role model.** Act in a mature, responsible manner, recognizing you are role models for others and that you are representing both yourself and the University of Illinois Extension 4-H Youth Development program. Be responsible for your behavior, use positive and affirming language, and uphold exemplary standards of conduct at all 4-H activities.

CONSEQUENCES

1. Participants will receive a verbal warning
2. Participants may remain at the event/activity but may be barred from future events.
3. Participants may be asked to leave the event/activity. If the participant is a youth, the parent(s) will be called and the youth will be sent home at the family's expense.

4-H PARTICIPANTS IN JO DAVIESS COUNTY AGREE TO THE FOLLOWING ADDITIONS

1. Participation in the 4-H program should demonstrate my own ability, knowledge, and skill. I will do my own work and only accept advice and support from others.
2. I will not use abusive or questionable techniques in feeding, fitting, and showing off my animals. I will not resort to fraudulent, illegal, or deceptive practices when fitting them for show. I also will not allow my parents, my supervisor, or any other adult to employ such practices to my animal.
3. I will read and understand the rules of all 4-H shows in which I am a participant. I ask my parents and the supervisor of my project not to break the rules or make an exception on my behalf. I wish for my project to be an example of how to accept what life has to offer – good or bad – and how to live with the outcome.
4. I realize that I am responsible for following the rules and accepting the consequences.
5. The superintendent and/or Extension Staff will deal with a violation of any of the General 4-H Rules and/or 4-H Show Rules. The decision of the department superintendent and/or Extension Staff will be final. Penalties could include losing the right to show for the current year and/or subsequent years, losing ribbon(s), trophy(s), the privilege to auction for the current year and/or subsequent years, and the privilege to show at State Fair.

4-H VOLUNTEER POLICY:

1. All volunteers will be subject to the State 4-H Volunteer Policies. A copy of these policies can be obtained through each 4-H Organizational Leader or the University of Illinois Extension Office.
2. Volunteers that are serving the 4-H program will be supported by the Jo Daviess County 4-H program and will be given the information needed to do their job. If, while in a volunteer capacity for Jo Daviess County 4-H, a volunteer is negligent and is cited for a misdemeanor, the Jo Daviess County 4-H program will not be held responsible, and the volunteer may be dismissed.

3. 4-H Adult Behavior Guidelines: The opportunity to work with youth is a privileged position of trust that should be held only by those who are willing to demonstrate behaviors that fulfill this trust. For these reasons, the above code of conduct must be followed by volunteers working at the University of Illinois Extension Youth Program. Failure to comply with any of these guidelines may be the reason for the termination of a volunteer.
4. The Jo Daviess County 4-H Program relies on its volunteers to help implement and carry out some of the programming needs of 4-H. We do, however, realize that sometimes interests and commitments change, and volunteers may no longer be able to fulfill their volunteer role in our program. In cases where the volunteer is inactive for one year, or not able or willing to fulfill the duties of the volunteer role, we will remove the volunteer from this position. We will make several attempts to secure commitment yearly. If volunteers choose not to respond to a communication from the Extension Office, we will consider the lack of response as a resignation from the volunteer position. Volunteer opportunities will be reconsidered in the future if circumstances change.

4-H CLOVERBUD PROGRAM

1. The Cloverbud program is designed with specific educational objectives focused on the ages of 5-7 years. It is neither the intent nor the objective of the Illinois 4-H Cloverbud program to duplicate the 8-18-year-old Illinois 4-H member experience, nor to create a mini 4-H concept. The program is designed to give Cloverbuds a start in the 4-H "learning by doing" process. Competition is also not a part of the 4-H Cloverbud program.
2. Cloverbuds may participate in the county Cloverbud Show and county Cloverbud events. According to State 4-H Guidelines, Cloverbuds may not receive premium money for projects.
3. Cloverbuds may choose from the list of projects in the Cloverbud Section of the Jo Daviess County 4-H Program Book.

4-H CLUB & PROJECT ENROLLMENT POLICIES:

1. All 4-H members must be enrolled in a minimum of one project. To exhibit at any 4-H Show, 4-H members must be enrolled by the following dates:
 - **November 1-** previously enrolled 4-Hers
 - **December 15 -** new member enrollment deadline to be able to exhibit at shows- **Extended for 2021 program year to February 15.**

Liability Waivers **MUST** be completed and returned to the Extension Office or postmarked by the above dates. A Liability waiver must be completed for every member. Parents may not put multiple 4-Hers on one waiver.

Fair Registration Deadline Information

- **June 14-** all fair entries must be entered online by 11:59 pm.
2. Youth may participate in 4-H under a shared membership arrangement with another county or state; however, **approval must be granted by both counties and states before enrollment.** Members may not collect premium money from the same project if participating in multiple county or state 4-H shows. Members may apply for 4-H awards or recognition in only one county or state. The member must carry different projects in each county or state.
 3. Youth may participate in multiple 4-H clubs in one county but must carry different projects in each club.
 4. Youth may enroll in 4-H in Jo Daviess County regardless if the member lives in Jo Daviess County.

5. A member may enroll in a 4–H project after entering college, provided he/she can satisfactorily carry out the work of the project(s).
6. Any new members enrolling after the above dates will not be allowed to show in this year’s show.

TEAM CONTEST PARTICIPATION POLICY:

1. Any 4–H member can compete at a judging contest. However, any 4–Her participating on a University or Community College judging team, or enrolled in University or Community College academic classwork cannot compete at any state-level judging contest but may compete at a county judging event. To be eligible for a state team, a 4–Her must be 14 by September 1 of the current 4-H year, currently enrolled in the 4–H program, and participate on the county team.

PREMIUM MONEY INFORMATION:

1. Illinois Department of Agriculture Disclaimer Statement: *“The Department of Agriculture shall use its best efforts to secure sufficient appropriations to fund premiums. In any year for which the General Assembly of the State of Illinois fails to make an appropriation sufficient to pay such premiums, premium amounts may vary.”* **There is no guarantee as to when or IF premium funds will be received. Therefore, when the funds are received, checks will be mailed. Please be patient and understand that it is in the hands of the Illinois Department of Ag.**
2. Premiums will be paid on a proportional basis according to the rating received, and only one premium will be paid per class.
3. No premiums will be paid in the following classes: Showmanship, Cloverbud classes, Gaming, or costume classes. Additionally, no premiums will be paid in a project that is classified as “county only”.

TAX IMPLICATIONS FOR PRIZES, GIFTS, OR AWARDS

1. Program Participants (including minors) will be required to provide their social security number or foreign national tax ID number before receiving a prize, gift, or award to ensure proper IRS reporting as required by law. This sensitive information is kept confidential and handled through security-protected software (PEAR). Participants will not be eligible for the prize, gift, or award if social security or foreign national tax ID information is not provided.

4–H EXHIBITS:

1. All exhibits must be part of a 4–H project the member is enrolled in for the current 4-H year. All exhibits must be produced and/or cared for by the exhibiting 4–H member. All exhibits must be products of the current 4-H year.
2. In all matters relating to the eligibility of an exhibit, the 4–H Extension Staff and department Superintendent will have the final decision.
3. For questions on the interpretation of rules and regulations, see a 4–H Extension Staff member. The 4–H Extension Staff will confer with the Show Superintendent on all decisions concerning the interpretation of the rules and regulations. 4–H Extension Staff has the final decision.
4. 4–H members should refer to each project area for further rules and policies relating to that exhibit.
5. Parents will not be allowed to make comments to the judge, or answer questions for the child, during or after conference judging. Parents are asked to step away from the judging table and allow the youth member to interact with the judge on their own unless an accommodation has been made.
6. Every exhibit will be critiqued in a discussion with the judge. The exhibitor **MUST** be present for this evaluation, if at all possible. If the 4–Her cannot be present, the exhibit must be accompanied by

the absentee exhibit form which may be found on the Extension Office website. You must call the Extension Office and inform them of the 4-Hers absence BEFORE the 4-H Fair. This rule does not apply to live animal exhibits. In the absence of the 4-Her, the live animal exhibit may be exhibited by another 4-Her.

7. **The decision of the judge is final.** Keep in mind that our judges graciously give of their time and expertise; we all need to treat them with respect.
8. State Fair eligibility will not determine who receives the Champion or Reserve Award.
9. 4-H Clubs may not establish club meeting attendance policies for eligibility to exhibit at the county level or beyond. The county may establish a club meeting attendance policy. Jo Daviess County 4-Hers must attend 1/3 of club meetings and/or club events to participate in any county show. Clubs may implement an “officer contract” to accompany the attendance policy.
10. A project made for a project area may only be exhibited in one project area. For example: if a clothing item is made for Clothing & Textiles-STEAM, it **may not** be shown in Visual Arts – Fiber as well.
11. A member may enroll in as many classes of a specific project (i.e. Visual Arts – paper (class), wood (class), glass (class), etc.) as he/she wishes. A 4-Her may also show two different projects in one class; however, the 4-Her must note the project quantity during the fair registration process. **Only one project in each class will be paid a premium.** For example Two Visual Arts– Glass projects may be shown, but the 4-Her will only receive one premium in the Glass class.
12. It will be up to the 4-H Extension Staff to determine if the 4-Her can replace an animal after the registration deadline if: **1)** an accident or situation occurs with an animal that leaves an animal dead or injured; **2)** 4-Her has registered that animal to show; **3)** 4-Her doesn’t have another animal registered to show in that same species.
13. If a 4-H project is deemed to be in the wrong project area or does not meet project requirements, the 4-Her is still eligible to show but **may not** be eligible for Champion, Reserve Champion, award, or State Fair based on 4-H Staff and Show Superintendent’s input.

STATE FAIR EXHIBIT GUIDELINES:

1. Exhibitors must have been preselected by their County 4-H Extension program as a state fair exhibitor.
2. Exhibitors must be currently enrolled as a 4-H member and have been at least 8 years old as of September 1 of the current year. Parents and leaders should make provisions to the adequate care and supervision of exhibitors.
3. Exhibitors must be enrolled in the project or have participated in the activity in which they are exhibiting during the current 4-H year. Due to the nature of the conference judging process, exhibitors must be present with the exhibit on their assigned county exhibition day. Scheduling adjustments for religious reasons may be requested by contacting the IL State 4-H Office @ illinois.4H@illinois.edu by August 1 of the current year.
4. Exhibitors must be present for judging. No Skype or FaceTime sessions will be allowed. If a 4-H member needs reasonable accommodation to participate in the General Project Show, please contact the Illinois State 4-H office at Illinois.4H@illinois.edu by August 1 of the current year.

ENTRY PROCEDURE

Local Extension offices will make all entries for their 4-H members via 4-H Online by August 1 of the current year. Counties needing permission for late entries after August 1. Counties needing permission for late entries after August 1 (due to late local shows) should contact Dan Horn at the State 4-H Office in writing by July 15 of the current year.

GENERAL GUIDELINES

1. All exhibits must be products of the current 4-H year. The same product that is selected at the county level must be the one exhibited at the State Fair (except for Food and Nutrition (must be the same recipe), Crops, Floriculture, and Vegetable Gardening exhibits (must be the same species/type (i.e. slicing tomatoes, snap beans, onions, etc.). Modifications can be made to the original county exhibit to meet State Fair class requirements or to incorporate suggested improvements made by the local judge. Determination of exhibit eligibility rests solely with the University of Illinois Extension Assistant Dean and Director, 4-H, and designated persons.
2. A 4-H member may enter only one individual exhibit and one group exhibit in the 4-H General Project Show. This also applies to exhibitors who are enrolled in projects in two different counties. If they are identified as a state fair delegate in two counties, they will have to choose one individual and/or group project exhibit.
3. Exhibits illustrating inappropriate subject matter and /or graphics are not acceptable. The Superintendents reserve the right to remove exhibits deemed inappropriate or dangerous for youth audiences. The contest of any 4-H competitive presentation does not necessarily reflect the beliefs or views of the IL State Fair or the University of Illinois Extension.
4. Some exhibit areas may have size limitations. Read the descriptions carefully. Please choose a display size that is most appropriate for the exhibit you are bringing. Larger does not always mean better, use good judgment in creating your exhibit. Exhibitors will need to carry their project from the distant parking lots on the fairgrounds.
5. **INNOVATION CLASSES** are open to all 4-H members. Members choosing to exhibit in the Innovation class may be enrolled at any level of the project they are studying. Members choosing to exhibit in the Innovation class must decide the best way to show off their project mastery and knowledge for the year in that project category. Some suggestions are provided for each category, but members may choose any method they want for demonstrating project learning as long as it does not fit in any other class in the category. Only selected project categories have an Innovation option.
6. **READY4LIFE CLASSES** (Career & Entrepreneurship Exploration) are open to any 4-H member who was at least 11 years of age by September 1 of the current 4-H year. Members choosing to exhibit in the READY4LIFE class may be enrolled at any level of the project they are studying. Exhibits should show the connection between the project area and related career or business opportunities. Members may choose any method they want for demonstration project learning. Counties are eligible to send one READY4LIFE exhibit for each project category in addition to the total allowed for that division.

STATE FAIR SCHEDULE:

1. The County Extension Office will provide official exhibit tags for all exhibitors before the state fair. This entry tag should be filled out and securely attached to the exhibit. County exhibit tags and ribbons should be removed.
2. All Jo Daviess County exhibitors will compete on **Friday, August 13, 2021.**
3. The General Project Exhibit will be held in the Orr Building of the state fairgrounds. Members must drop off their projects any time from 8-9:30 am. All projects should be in place by 9:30 am. Judging is scheduled throughout the day. The judging schedule will be posted in each area. Members should

check the judging schedule and return to the judging area about 10 minutes before their scheduled judging time. Projects must remain on display throughout the day until 3:30 pm. All projects must be removed no later than 4:30 pm daily. If you cannot remain until 3:30, you may make arrangements with another person from your county to pick up your project on your behalf, as long as you provide them with your claim ticket.

STATE FAIR RECOGNITION:

1. All exhibitors will receive an Award of Excellence ribbon for participating. Approximately 25% of exhibitors will be awarded Superior awards at the judge's discretion. Judges take into account the display and information provided during the interview in determining Superior awards. Exhibitors who do not follow the exhibit class guidelines and requirements are ineligible to receive Superior Awards. The judge's decision that is posted on the official's judge's class lists is final unless it has been determined that an exhibitor has not followed the guidelines or rules for that exhibit class.
2. Premium checks will be awarded to those exhibitors who receive a Superior award. The amount of the individual premium is determined by a total number of Superior awards given. Exhibits must remain on display until the posted release time or whenever judging is completed, whichever is later.

USE OF 4-H NAME AND EMBLEM:

1. The 4-H Clover is the official emblem of all 4-H organizations nationwide. All 4-H materials should include the 4-H emblem to create and reinforce the 4-H identity. In addition, 4-H materials produced in Illinois should include the University of Illinois Extension logo to reinforce the relationship between Extension and 4-H.
2. 4-H Clubs and Groups are authorized by their local University of Illinois Extension Office to use the 4-H name and emblem. This privilege brings a degree of accountability to the USDA, the University of Illinois Extension, and the local community served by the 4-H Club/Group. Please contact the Extension Office for guidelines on the proper use of name and emblem, before use. This applies to t-shirts, club booths, window displays, etc.

Revised: April 2021

All drawings that were submitted were judged, with only the 1st place winner chosen for the front cover. All other entries will be used throughout the Program Book.

Congratulations to everyone that submitted a drawing. Each of you did a wonderful job!

1st Place
Brooke Dittmar
Pleasant View 4-H Club



Other submissions included:

Kaley Thompson- 21st Century 4-H Club
Ezri Moore- 21st Century 4-H Club
Eden Moore- 21st Century 4-H Club
Evan Trone- 21st Century 4-H Club
Eve Moore- 21st Century 4-H Club

HELPFUL HINTS FOR PREPARING YOUR EXHIBITS

4-H projects are exhibited at various 4-H Shows. County show dates are listed in the program book. Before arriving at the show to exhibit your project, please review the following hints:

Hint #1 You may exhibit only in project areas you are enrolled in!

To determine which individual class to enter, refer to the Jo Daviess County 4-H Fair Program Book. The class number is listed next to the class name. Each class will have all display requirements listed.

Example: Program Book

Class number
53962

Project name
Outdoor Meals
Prepare an exhibit of three (3) breakfast cookies from the recipe in the Project Manual

Project requirement

If the requirements note "display 3 breakfast cookies" bring only those items and that number of items; not 4 or 6 cookies, or chocolate chip or molasses cookies. The judge will be given a copy of your class requirements. They will refer to these requirements when judging your exhibit.

Hint #2 Read all of the rules or notes at the beginning of the class description. Any special rules will be noted, along with any special State Fair requirements. These rules should be kept in mind while completing your project. **4-H members are responsible for knowing the requirements of the classes that you are enrolled in.**

Example: Visual Arts Metal: (SF 50342) Any original item made of metal such as sculpture, tin punch, engraved metal, and jewelry. Items intended for industrial use (as tools and/or shop items) are not considered part of this Visual Arts project and are not eligible for entry. Metal items that have been partially or totally created through the use of laser cutting programs/devices should be entered in Computer-Generated Art.

Hint #3 Submit your registration before the deadline! After you decide what you will be exhibiting, log on to Fair Entry and register. <http://jodaviess4-hfairentry.com>

Hint #4 When exhibits are judged, ribbons are awarded for meeting the following standards:

Blue ribbon- project exhibit meets the standard requirements.

Red ribbon- project exhibit needs some improvement.

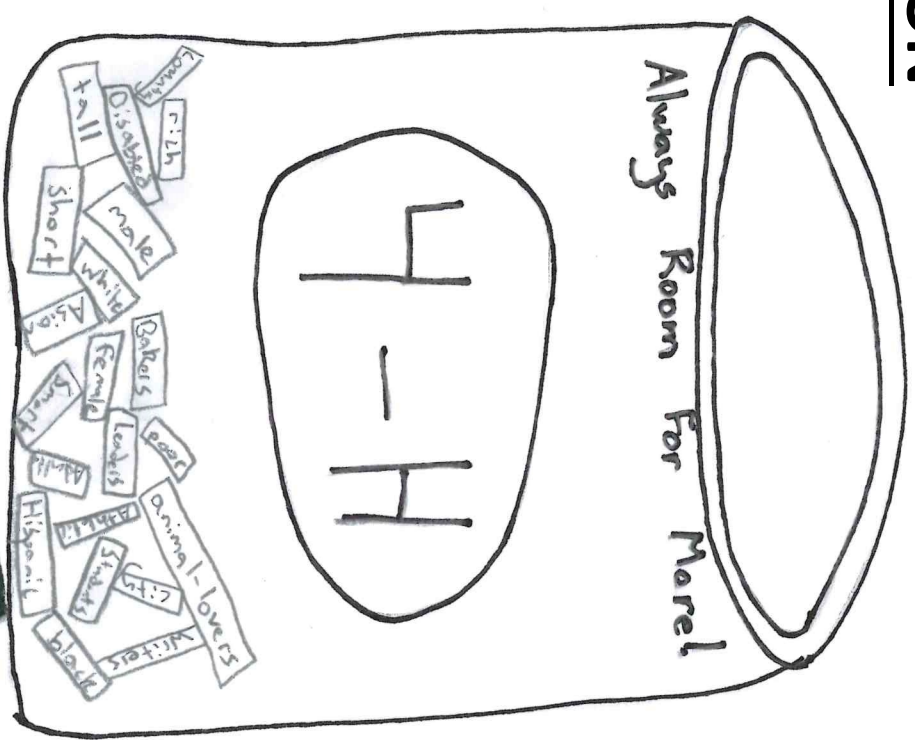
White ribbon- project exhibit needs a lot of improvement.

Hint #5 Plan Ahead! You can learn and have fun while completing a 4-H project. However, if you wait until the last minute to start your project, it will become a stressful chore rather than a fun learning experience.

Hint #6 If you have a question, ask your leader or call the Extension Office at 815-858-2273.

Y-H: Opportunity For All

CLOVERBUD DIVISION



2021

HERBERT
HERBERT

HERBERT
HERBERT

CLOVERBUDS DIVISION

ILLINOIS 4-H COVID-19 SOCIAL DISTANCING & SAFETY PRACTICES:

The following COVID-19 social distancing/safety practices reflect requirements of Illinois Department of Public Health and University of Illinois event guidelines. These mitigation protocols may be modified to reflect requirements of local public health department based on local conditions at the time of the event.

1. Face coverings are required for all youth, spectators, volunteers, and staff when within the defined 4-H event space (inside or outside)
2. Everyone in attendance will practice social distancing during the event, including maintaining six feet of separation (both indoors and outdoors) from those who are not in their households. To allow for social distancing, building and spectator capacity may be limited based on current public health department guidelines.
3. Handwashing and sanitizing stations will be provided throughout the venue.
4. Anyone who has experienced COVID-19 symptoms within the previous seven days is asked to stay home. COVID-19 symptoms include fever, cough, loss of taste or smell, or shortness of breath.

If any of these guidelines presents a challenge for you, please contact us directly at 815-858-2273. We are happy to discuss what accommodations are possible so that we can look for ways that all youth can safely participate in this event.

Illinois 4-H reserves the right to adjust or cancel events in the case of identified risk, such as changes in local COVID conditions or known instances of non-compliance with safety guidelines.

RULES

1. Enrollment in the Cloverbud 4-H program allows youngsters ages 5-7 years old as of September 1 of the current 4-H year to join Cloverbuds.
2. All Cloverbud projects will be shown in the Elizabeth Community Building at the Elizabeth Fairgrounds starting on **Wednesday**.
3. Each Cloverbud will only be allowed to enter one exhibit in each project area (i.e. only one beading item or only one exhibit in the Exploring Farm Animals project).
4. Cloverbuds should bring their exhibit to the designated table during their judging time. All Cloverbuds will meet with 1 judge to show and talk about their exhibits. After judging is completed, please assist the Cloverbud Superintendents with laying your projects for display on the Cloverbud tables.
5. Put your name, club name, and the item you are exhibiting on the **back** of your poster.
6. Be sure to follow directions for your specific project. **See this section for show requirements.** Posters must not be larger than 11" x 14" to allow room in booths for all exhibits.
7. All Cloverbud members will receive participation ribbons, but will not be awarded trophies or premiums.

*If there are any questions regarding the Cloverbud requirements, contact the Extension Office at 815-858-2273.

***All Cloverbud registration for the 4-H Fair must be made on Fair Entry by the deadline. Cloverbuds will need to sign up for a specific judging time.**

AEROSPACE

Exhibit an assembled rocket using the instructions found on page 7 of the project manual. Also, exhibit an 11" x 14" poster showing some of the things learned in this project area. The poster may include pictures taken while working on the project or pictures from magazines related to the project.

BEADING

Exhibit something you have made. Also, exhibit on an 11" x 14" poster and include a brief written description of why you decided to make this item. The accessory may be an idea from your project book, but it does not have to be.

BICYCLE

Show a bicycle safety item (i.e. helmet, pads, etc.) that you use. Also exhibit an 11" x 14" poster using pictures cut from magazines, actual photographs or draw your pictures to show you working on your bike or riding your bike. Cloverbuds should NOT bring their bicycle to the fairgrounds.

CARING FOR MY PET

Make an 11" X 14" poster using photographs, magazine images, or draw your picture that shows your pet and what you do with your pet. If you show a container for animal food, PLEASE do not bring it with animal food it is.

EMBRYOLOGY

Make an 11" x 14" poster with a brief description written on the poster about your project. Include pictures.

EXPLORING FARM ANIMALS

Make an 11" x 14" poster showing a picture of you and a farm animal that you learned about. You will be asked questions about the item that you bring. The item may include but are not limited to: empty feed bag, equipment used to care for your animal or something similar. Use pictures cut from magazines, actual photograph(s) or draw your pictures to show your farm animal and what you learned about them.

EXPRESSIVE ARTS

Exhibit an art project made out of one of the many art mediums. Also, make an 11" X 14" poster with a brief description or why you decided to make this project.

KIDS IN THE KITCHEN

Exhibit an 11" x 14" poster. See the details below.

Food sample: Ants on a Log, page 10 of this manual, show four (4) pieces on a disposable

plate covered with saran wrap or covered with a Ziploc bag.

Poster options:

- A. Identify the sections on the “MyPlate” Food Guide (page 2) and show at least 3 examples of foods that fit into each section on your poster. **OR**
- B. Show examples of at least 5 kitchen safety practices that you learned from this project and tell why they are important. You may use pictures from magazines, photographs, or draw your own for your poster.

LATINO CULTURAL ARTS

Exhibit an 11” x 14” poster of one (1) or more of the activities you have worked on related to the Latino Culture. You may use magazines, photographs, or be creative and draw your own.

PERSONAL DEVELOPMENT AND LEADERSHIP

Exhibit an 11” x 14” poster of one (1) or more of the activities you have worked on related to your project manual. You may use magazines, photographs, or be creative and draw your own.

SCIENCE & TECHNOLOGY

Exhibit an 11” x 14” poster or display showing what you learned from activity in your Science & Technology booklet.

VEGETABLE GARDENING

Exhibit a vegetable from your garden. Make an 11” x 14” poster showing a picture of you and your garden. Also, include on your poster how you take care of the plants in your vegetable garden.

VETERINARY SCIENCE

Exhibit an 11” x 14” poster showing some of the things learned in this project area. The poster may include pictures taken while working on the project or pictures from magazines related to the project.

WATCHING MY FLOWERS GROW

Exhibit one (1) plant in a small plant container AND an 11” X 14” poster with picture(s) of your potted plant in place at your home. Please include on your poster how you cared for your plant. Please make sure your plant is a bug and disease-free.

WELCOME TO 4-H

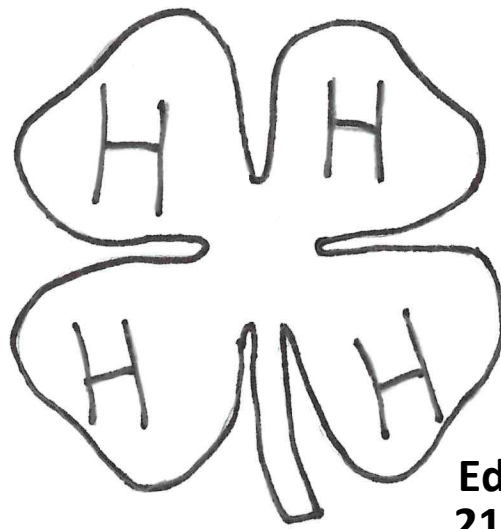


Exhibit something you learned from your Welcome to 4-H Booklet.

WILD ABOUT WILDLIFE:

Exhibit an 11” X 14” poster about one (1) or more wildlife in your area and/or wildlife in a jungle setting. You may use magazines, photographs, or be creative and draw your own.




Cake decorating





Eden Moore
21st Century

animal showing



Scrapbooking




4-H



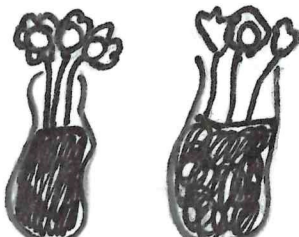
2021

4-H
Photography




GENERAL PROJECTS DIVISION


Flower arranging



Painting



Wood working



GENERAL PROJECTS

ILLINOIS 4-H COVID-19 SOCIAL DISTANCING & SAFETY PRACTICES:

The following COVID-19 social distancing/safety practices reflect requirements of Illinois Department of Public Health and University of Illinois event guidelines. These mitigation protocols may be modified to reflect requirements of local public health department based on local conditions at the time of the event.

1. Face coverings are required for all youth, spectators, volunteers, and staff when within the defined 4-H event space (inside or outside)
2. Everyone in attendance will practice social distancing during the event, including maintaining six feet of separation (both indoors and outdoors) from those who are not in their households. To allow for social distancing, building and spectator capacity may be limited based on current public health department guidelines.
3. Handwashing and sanitizing stations will be provided throughout the venue.
4. Anyone who has experienced COVID-19 symptoms within the previous seven days is asked to stay home. COVID-19 symptoms include fever, cough, loss of taste or smell, or shortness of breath.

If any of these guidelines presents a challenge for you, please contact us directly at 815-858-2273. We are happy to discuss what accommodations are possible so that we can look for ways that all youth can safely participate in this event.

Illinois 4-H reserves the right to adjust or cancel events in the case of identified risk, such as changes in local COVID conditions or known instances of non-compliance with safety guidelines.

SHOW NOTES:

1. All general project exhibits are to be displayed at the Jo Daviess County 4-H Fair in the Elizabeth Community Building. **TAKE NOTE OF ALL CHANGES MADE FOR 2021 SHOWS.**
2. Parents will not be allowed to make comments to the judge or answer questions for the child during or after conference judging. ~~We ask that parents step away from the judging table to allow 4-H members to interact with the judge on their own.~~ **PARENTS ARE TO REMAIN OUTSIDE THE BUILDING FOR 2021.**
3. **Please review the Jo Daviess County 4-H Policies for the requirements for those 4-Hers who would like to request an accommodation to participate.**
4. Many projects have size limitations. Be sure to read thoroughly before beginning your project. These change year to year, so learn the requirements in each area before you bring it to the fair to exhibit.
5. Projects will be released on **WEDNESDAY AFTER THE LIVESTOCK AUCTION- NOT BEFORE.** If you cannot pick up your project(s) that evening, you may pick it up **THURSDAY BETWEEN 9-10 AM.** All exhibits must be out of the Community Building by Thursday at 10 am. Many clubs have a designated person that will pick up every member's exhibit, so be sure to check with your leader. **TAKE NOTE OF ALL CHANGES MADE FOR 2021 SHOWS.**
6. All 4-H members are to check in their projects with the Superintendent in their exhibit area. **TAKE NOTE OF ALL CHANGES MADE FOR 2021 SHOWS.**
7. If registered in an area, but then decide not to exhibit the project, please check in with that area to let them know that you are not showing.

8. Projects must be checked in **within ONE hour of their check-in time** in order to exhibit. We realize things can go wrong and families run late. However, most of our judges donate their time to come judge and we cannot ask them to stay late. Late arrivals run the risk of not exhibiting. – **2021 SHOWS: A SPECIFIC JUDGING TIME WILL BE SCHEDULED IN ADVANCE. THIS IS YOUR TIME TO BE JUDGED. NO EXCEPTIONS!**
9. General Projects will be exhibited as follows:- **WILL NOT BE FOLLOWED FOR 2021. SPECIFIC JUDGING TIMES WILL BE SCHEDULED IN ADVANCE.**
 - TUESDAY – all general projects except for Cloverbud**
 - ~~Check in (except for Photography and Visual Arts) – 8 am at the Community Building~~
 - ~~Judging begins – 8:30 am~~
 - ~~Check in for Photography and Visual Arts (including Food Decorating) – 11 am at the Community Building~~
 - ~~Judging begins – 11:30 am~~
 - ~~Check in for Clothing and Food & Nutrition – 2pm at the Community Building~~
 - ~~Judging begins – 2:30 pm~~
10. Members who cannot be present for judging but would still like to participate must submit a **Fair Absentee Form** and attach it to their project explaining what they did, what they learned, any problems they had, and what they might do differently next time. This form may be found online at go.illinois.edu/jsw. Members may also choose to have another 4-H member or a leader read their absentee form to the judges during the appropriate judging time.
11. All entries must be made online at <http://jodaviess4-hfair.fairentry.com>.
12. Any project not in accordance with 4-H Fair Program Book requirements may be accepted, but will receive a rating one (1) grade lower than what they would have received otherwise, and will be ineligible for Champion, Reserve Champion or State Fair Delegate.
13. Any illegal items (i.e. eagle feathers, bird nests, parts of any endangered species, items protected in deference to Native Americans, etc.) are not allowed as part of an exhibit. Any exhibit containing such items will be sent home.
14. Exhibits illustrating inappropriate subject matter and/or graphics are not acceptable. 4-H Show Superintendents reserve the right to remove exhibits deemed inappropriate or dangerous for youth audiences.

AEROSPACE (2 State Fair entries allowed per county from 50130, 50131; **AND** 1 entry from 50133)

1. Rockets (Class #50130) can take no more than 3' X 3' table space. Exhibits over 4' tall may be placed on the floor.
2. **Tabletop displays are limited to 2' wide x 15" deep unless other stated in the class listings for that project.** Standard science display boards fit into this size limitation. **The maximum poster size for hanging is 22" x 30"** unless otherwise stated in the class listing for that project.

50130 AEROSPACE –Model Rocketry (Open to youth in Aerospace 2, 3, and 4)

Exhibit one model rocket assembled or made by the member. The exhibit will be a static display. The model rocket should be in good flying condition. **DO NOT** include the rocket engine with your exhibit. The rockets will not be launched. **Attach the printed directions for construction of the rocket if any were used.**

50131 AEROSPACE –Aerospace Display (Open to you in Aerospace 2, 3 and 4)

Prepare a display related to the aerospace project, which does not fit in the model rocketry class. The exhibit may include, but is not limited to, original works, objects, demonstrations, digital presentations, programs, websites, games, apps, performances, or posters, which you have made. Choose whatever method best shows what you have learned. You must furnish any equipment you need for your exhibit. Internet service will not be provided for the exhibit. All exhibits must include something visual, such as a printed copy of a digital presentation, which

will remain on display during the exhibition. Electronic equipment will only be used during your personal judging time and will not remain on display during the entire exhibit period. **UAV projects should not be entered in this class.**

50133 AEROSPACE READY4LIFE CHALLENGE

Exhibits in this category must include the following: a) a physical representation of the career or business product such as a model, prototype or display/portfolio that includes images of accomplished work; b) verbal or written explanations that demonstrate knowledge of the related career or business fields, potential careers, and the appropriate requirements for achievement in those fields. The judging criteria for this class values thoroughness of career and/or business exploration and the pursuit of the workmanship of the physical specimen on display. **(Open to 11 to 18-year-olds enrolled in any Aerospace project)**

ANIMAL SCIENCE (2 State Fair entries allowed per county from 50135; **AND** 1 from 50137)

1. Open to members enrolled in the **Beef, Cats, Dairy, Dogs, Goats, Horse & Pony, Poultry, Rabbits, Sheep, Small Pets, and Swine projects.**
2. Project manual must be completed to the appropriate level and is required to be included with the exhibit.
3. **Live animals are not permitted as exhibits in this area.**

50135 ANIMAL SCIENCE

Prepare a display focusing on any activity related to one of the animal projects listed. Demonstrate the skills and knowledge you have gained through the animal project you studied. The exhibit may include, but is not limited to, original works, objects, demonstrations, digital presentations, programs, websites, games, apps, performances, or posters, which you have made. Choose whatever method best shows what you have learned. You must furnish any equipment you need for your exhibit. Internet service will not be provided for the exhibit. All exhibits must include something visual, such as a printed copy of a digital presentation, which will remain on display during the exhibition. Electronic equipment will only be used during your personal judging time and will not remain on display during the entire exhibit period. Live animals are not permitted as exhibits in this area. For safety reasons, exhibits cannot include glass, syringes with needles or any other sharp objects.

50137 ANIMAL SCIENCE READY4LIFE CHALLENGE

Exhibits in this category must include the following: a) a physical representation of the career or business product such as a model, prototype or display/portfolio that includes images of accomplished work; b) verbal or written explanations that demonstrate knowledge of the related career or business fields, potential careers, and the appropriate requirements for achievement in those fields. The judging criteria for this class values thoroughness of career and/or business exploration and the pursuit of the workmanship of the physical specimen on display. **(Open to 11 to 18-year-olds enrolled in any Animal Science project)**

50400 ANIMAL SCIENCE MAKER

Exhibits in this category are designed to be multi-disciplinary in nature, innovative, and must not fit into any other exhibit category. To qualify for this category, your project **MUST** abide by the following guidelines:

- Exhibits must be an object or device that has an intended purpose and uses technology in either a mechanical way, digital (computer) way, or combination of the two.
- The device must be something that can be used in everyday life by multiple people (a target audience), and **MUST** be manufactured/built by the exhibitor (If not fully manufactured by the exhibitor, the device **MUST** be modified structurally or be reprogrammed to perform a

different function other than what it was designed to do

- Exhibit **MUST** be able to interact with the outside world. (e.g. an on off switch, input sensors, feedback, etc.)
- Exhibits **MUST** include a detailed build log with instructions on how to make or build the exhibit, **AND** contain either a 3D rendering or detailed and labeled sketches of the device/product.
- All parts and software used in the design/build **MUST** be listed in a detailed Bill of Materials including cost per item and total cost. Total time spent on the build must be documented in your build log.

In addition, exhibitors are **HIGHLY** encouraged to use tools such as 3-D printers, laser cutters, routers and/or other hand/power tools to help in the manufacturing process (**NOTE: Simply 3-D printing or laser cutting an object without the other specifications does not qualify as a Maker Project**). It is also **HIGHLY** encouraged that exhibits use Open Source Software and/or Hardware in the build.

BICYCLE (*not eligible for State Fair*)

1. Exhibitors **MUST** bring their own bicycle and may wish to bring a chain and lock.
2. Bicycles may not be ridden on the Fairgrounds, except when performing in the classes.
3. Bicycle riders **MUST** bring and wear safety helmets during the riding exercise.
4. Grand Champion Ribbons will not be awarded to exhibitors not wearing helmets.
5. Bicycles are not allowed at State Fair.

BICYCLE 1 – CYCLING FOR FUN

Exhibitors will draw **three** situations from a bag that relate to activities from Level 1 and **discuss/explain all three** to the judge. Situations may include: Selecting bicycle safety equipment; Demonstrate how to fit a helmet; Identify bike parts and their function; Selecting the right size bike; How to check bicycle tires, brakes and chains; Recognizing traffic signs and their meaning; General discussion of bicycling hazards; and Items to consider when planning a bike trip.

BICYCLE 2 – WHEELS IN MOTIONS

Exhibitors will draw three situations from a bag that relate to activities from Level 2 and discuss/explain all three to the judge. Situations may include: Factors to consider when choosing a bike; Comparing tire pressure, valve type and tread; Steps in fixing a flat tire; Steps to follow when cleaning, lubricating and replacing a bike chain; Evaluating the braking system on a bicycle; Factors to consider when mapping out a bike route; Rules for smart bike riding; and Planning a menu for an all-day bike ride.

BICYCLE READY4LIFE CHALLENGE

Exhibits in this category must include the following: a) a physical representation of the career or business product such as a model, prototype or display/portfolio that includes images of accomplished work; b) verbal or written explanations that demonstrate knowledge of the related career or business fields, potential careers, and the appropriate requirements for achievement in those fields. The judging criteria for this class values thoroughness of career and/or business exploration and the pursuit of the workmanship of the physical specimen on display. (**Open to 11 to 18-year-olds enrolled in any Bicycle project**)

CHILD DEVELOPMENT (3 State Fair entry allowed per county from 50141)

50141 CHILD DEVELOPMENT

Prepare a display that demonstrates the skills and knowledge you have gained studying child development. Topics might include, but are not limited to, selecting age appropriate toys and activities, explaining child behavior, or recognizing child safety concerns. The exhibit may include, but isn't limited to, original works, objects, demonstrations, digital presentations, programs, websites, games, apps, performances, or posters which you have made. Choose whatever method best shows what you've learned. You must furnish any equipment you need for your exhibit. Internet service will not be provided for the exhibit. All exhibits must include something visual, such as a printed copy of a digital presentation, which will remain on display during the exhibition. Electronic equipment will only be used during your personal judging time and will not remain on display during the entire exhibit period. For safety reasons, exhibits cannot include glass, syringes with needles or any other sharp objects.

50412 CHILD DEVELOPMENT READY4LIFE CHALLENGE

Exhibits in this category must include the following: a) a physical representation of the career or business product such as a model, prototype or display/portfolio that includes images of accomplished work; b) verbal or written explanations that demonstrate knowledge of the related career or business fields, potential careers, and the appropriate requirements for achievement in those fields. The judging criteria for this class values thoroughness of career and/or business exploration and the pursuit of the workmanship of the physical specimen on display. **(Open to 11 to 18-year-olds enrolled in any Child Development project)**

CIVIC ENGAGEMENT (2 State Fair entries allowed per county from 50145-50147; **AND** 1 from 50149)

1. Due to space restrictions, table displays are **limited to 2' 6" wide x 15" deep**. (Standard science display boards fit into this size limitation.)

50145 CIVIC ENGAGEMENT 1

Exhibit a display illustrating one of the following options: 1) personal information about yourself who you are, things you like to do, things you are good at, your favorites; 2) your feelings and how you handle these feelings; 3) your family, their responsibilities, how you work together; **OR** 4) the Family Pedigree that may include family group pages.

50146 CIVIC ENGAGEMENT 2

Exhibit a display illustrating one of the following options: 1) your neighborhood; 2) how you were a good neighbor or led a service project for your community; **OR** 3) a Citizenship Challenge that you helped organize or lead (see the project book for details).

50147 CIVIC ENGAGEMENT 3

Exhibit a display illustrating one of the activities that you completed within your project as it relates to one of the following categories in the manual: 1) Government; 2) Business and Industry; 3) Transportation, Communication & Utilities; 4) Culture & Heritage; 5) Natural Resources & Environment; 6) Education; 7) Organizations within your community; 8) Tourism; **OR** 9) Support Systems within your community.

50149 CIVIC ENGAGEMENT READY4LIFE CHALLENGE

Exhibits in this category must include the following: a) a physical representation of the career or business product such as a model, prototype or display/portfolio that includes images of accomplished work; b) verbal or written explanations that demonstrate knowledge of the

related career or business fields, potential careers, and the appropriate requirements for achievement in those fields. The judging criteria for this class values the thoroughness of career and/or business exploration and the pursuit of the workmanship of the physical specimen on display. **(Open to 11 to 18-year-olds enrolled in any Civic Engagement project)**

SERVICE LEARNING 1 *(not eligible for State Fair)*

Exhibit a binder portfolio to reflect what the exhibitor accomplished in the four steps of service learning. If an exhibitor has been enrolled in the project for multiple years, the binder portfolio should include previous years' work. Use of page protectors is recommended.

SERVICE LEARNING 2 *(not eligible for State Fair)*

Exhibit a binder portfolio to reflect what the exhibitor accomplished in the four steps of service learning. If the exhibitor has been enrolled in the project for multiple years (including Service Learning 1), the binder portfolio should include previous years' work. Use of page protectors is recommended.

SERVICE LEARNING 3 *(not eligible for State Fair)*

Exhibit a binder portfolio to reflect what the exhibitor accomplished in the four steps of service learning. If the exhibitor has been enrolled in the project for multiple years (including Service Learning 1 & 2), the binder portfolio should include previous years' work. The use of page protectors is recommended.

CLOTHING AND TEXTILES (3 State Fair entries allowed per county from 50151-50153 a-c;
AND 2 shopping entries from 50154-50156; **AND** 1 from 50157)

1. All exhibits entered in the clothing and textiles area will be judged based on their construction and fit (if applicable).
2. Exhibitors bringing garments should **NOT** wear their garments when they arrive for judging. The garment will be reviewed by the judges for construction first. Exhibitors will be asked to change into the garment as the second step of the judging process.
3. Garments constructed for another individual are eligible for exhibiting in all sewing classes; however, that individual must be present to wear the garment for the judge. **Only the exhibitor who made the garment is eligible for the ribbon and premium.**
4. Construction **AND** appearance will both be considered during judging.
5. If a pattern was used to make the item, the pattern instructions, either written or electronic, are to be included with the exhibit.
6. Members wishing to exhibit knitted items should enroll in Visual Arts Fiber (if original) or Heritage Arts (if made from a pattern).
7. Members should enroll in Clothing & Textiles with the intent of pursuing quilting can exhibit in the non-clothing exhibit category in STEAM Clothing 1-FUNdamentals. Quilts exhibited in the Clothing & Textiles area will be judged using a rubric that evaluates the sewing skills and construction of the item. **The 4-H member MUST complete all work on the quilt.** You cannot exhibit a quilt that was quilted by someone else. **Quilts can be hand OR machine quilted as long as ALL work is completed by the exhibitor.**

CLOTHING: STEAM

STEAM Clothing 1- FUNdatmenals (Exhibit one of the following in either 50151a, 50151b, or 50151c)

50151a NON-SEWN EXHIBITS: Exhibit one of the following

- **Clothing Portfolio**- complete at least **three** different examples/activities from Chapter 2 AND/OR Chapter 3 of the project manual. Examples of samples you might include: How Two Magically Become One, pages 85-86; No Fear of Fray, pages 93-95; Two Sides of the Moon, pages 97-99; On the Flip Side, pages 101-104; Basic Hand Sewing Skills, pages 106-108. The Portfolio should be placed in an 8 ½ x 11, 3-ring binder. Include an appropriate cover, dividers, and table of contents. NOTE- additional pages can be added each year but must be dated with the year. See pages 9-10 of the project manual for portfolio formatting.
- **Fabric Textile Scrapbook**- Must include at least **5** different textiles samples. Use Textile Information Cards template on page 41 in the project manual to identify fabric swatches. Completed textiles cards should be placed in an 8 ½ x 11, 3-ring binder. Include an appropriate cover. See project manual, pages 42-74, for fabric options and fabric science experiments.
- **What's the Difference-What's the Point**-Exhibit may include a notebook, poster, small display sharing a project comparison and price point. See activity, pages 118-120. The exhibit should include **PHOTOS**; no actual **PILLOWS**.

****Beginning Sewing Exhibits**-exhibits in this class must be made from medium-weight woven fabrics that will sew and press smoothly, flannel/fleece is acceptable. Solid color fabrics or those having an overall print are acceptable. NO PLAIDS, STRIPES, NAPPED, or JERSEY KNIT. Patterns should be simple WITHOUT DARTS, SET-IN-SLEEVES, and COLLARS. Raglan and loose flowing sleeves are acceptable*.*

50151b SEWN NON-CLOTHING EXHIBITS: Exhibit one of the following

- Pillowcase
- Simple Pillow- no larger than 18" x 18"
- Bag/Purse- no zippers or buttonholes
- Other non-clothing item using skills learned in the project manual

50151c SEWN CLOTHING EXHIBITS: Exhibit one of the following

- Simple top
- Simple pants, shorts, or skirt- no zipper or buttonholes
- Simple dress- no zipper or buttonholes
- Other- other wearable item using skills learned in project manual (apron, vest, etc.)

STEAM Clothing 2- SIMPLY SEWING (Exhibit one of the following in either 50152a, 50152b, 50152c)

50152a NON-SEWN EXHIBITS: Exhibit one of the following

- **Clothing Portfolio**- Complete at least **four** different samples/activities from Chapters 2, 3 and/or 4 of the project manual. The Portfolio should be placed in an 8 ½ x 11, 3-ring binder. Include an appropriate cover, dividers, and table of contents. NOTE- this can be a continuation of a Portfolio created in STEAM Clothing 1. Additional pages can be added each year but must be dated with the year created. See project manual, pages 9-11 for portfolio formatting.
- **Expanded Textile Science Scrapbook**- Must include at least 10 different textile samples. Use Textile Information Cards template on page 39 in project manual to identify fabric swatches. Completed textile cards should be placed in an 8 ½ x 11, 3-ring binder. Include appropriate cover. See Project, page 40-82 for fabric science experiments.
- **Design Basics-Understanding Design Principals**-Exhibit should include a learning experience that demonstrates the design principles and elements involved when selecting.

fabric for clothing and accessories. See the project manual, pages 17-20 for design suggestions.

- **Entrepreneurial Sewing**-Exhibit should highlight items you made for sale online. Create an exhibit that displays the products you made and posted online. Refer to the project manual, pages 161-167 for information on how to analyze the cost of similar purchased items to determine the pricing of your products. The exhibit may be a notebook, poster, or small display.

50152b SEWN NON-CLOTHING EXHIBITS: Exhibit one of the following

- **Recycled Clothing Accessory**- Create a clothing accessory made from a used item. The item must be changed in some way in the redesign process. The finished accessory must reflect at least one skill learned in the project and the exhibitor should be able to identify the skill used. A before picture and a description of the redesign process must accompany the exhibit. Clothing accessories may include a hat, bag, scarf, belt, etc.
- **Non-Clothing Item OR Clothing Accessory**- Create a clothing accessory using at least one skill learned in this project. The exhibitor should be able to identify the skill used.

50152c SEWN CLOTHING EXHIBITS: Exhibit one of the following

- **Recycled Clothing**- Create a garment from used textile-based items. The originally used item must be redesigned (not just embellished or decorated) in some way to create a wearable piece of clothing. The finished garment must reflect at least one skill learned in this project and the exhibitor should be able to identify the skill used. A before picture and a description of the redesign process must accompany the exhibit.
- **Constructed Garment**- Any garment with facings or curves. Should use at least one skill learned in this project and the exhibitor should be able to identify the skill used. The garment should be appropriate for the age and experience of the member.

STEAM CLOTHING 3- A STITCH FURTHER (Exhibit one of the following in either 50153a, 50153b, 50153c)

50153a NON-SEWN EXHIBITS: Exhibit one of the following

- **Clothing Portfolio**- complete at least **four** different examples/activities from Chapter 2, 3 AND/OR Chapter 4. The Portfolio should be placed in an 8 ½ x 11, 3-ring binder. Include an appropriate cover, dividers, and table of contents. NOTE-this can be a continuation of a Portfolio created in STEAM Clothing 1 and/or STEAM clothing 2. Additional pages can be added each year but must be dated with the year created. See project manual, pages 11-13 for portfolio formatting.
- **Expanded Textile Science Scrapbook**- Must include at least 10 different textile samples. Use the Textile Information Cards template on page 29 in the project manual to identify fabric swatches. Completed textile cards should be placed in an 8 ½ x 11, 3-ring binder. Include appropriate cover. See Project, page 39-52 for fabric science experiments.
- **Advanced Entrepreneurial Sewing**-Use knowledge gained in the project manual, chapter 5, display one sample product with a business plan that includes a business ID and logo. The exhibit may be a notebook, poster, or small display.

50153b SEWN NON-CLOTHING EXHIBITS: Exhibit one of the following

- **Recycled Clothing Accessory**- Create a clothing accessory made from a used item. The item must be changed in some way in the redesign process. The finished accessory must reflect at least one skill learned in the project and the exhibitor should be able to identify the skill used. A before picture and a description of the redesign process must accompany the exhibit. Clothing accessories may include a hat, bag, scarf, belt, etc.
- **Non-Clothing Item OR Clothing Accessory**- Create a clothing accessory using at least one skill learned in this project. The exhibitor should be able to identify the skill used

50153c SEWN CLOTHING EXHIBIT: Exhibit one of the following

- **Recycled Clothing-** Create a garment from used textile-based items. The originally used item must be redesigned (not just embellished or decorated) in some way to create a new wearable piece of clothing. The finished garment must reflect at least one skill learned in this project and the exhibitor should be able to identify the skill used. A before picture and a description of the redesign process must accompany the exhibit.
- **Constructed Garment-** Any garment constructed by the member, which is appropriate for the age and experience of the exhibitor. Should use at least one skill learned in this project and the exhibitor should be able to identify the skills used. Possible examples are wool garment, dress or jacket with set-in sleeves and zipper or buttons and buttonholes, suites, evening gown or sports outfit.

CLOTHING: SHOPPING

1. Exhibit one of the following options that align with the Shopping in Style level. If a garment is part of the 4-H exhibit, exhibitors should put the garment on PRIOR to their judging time.
2. Shopping In Style: Members are encouraged to spend more than one year involved in this project so they have time to learn what clothing styles look best on them while they also gain skills in building a versatile wardrobe and staying within their budget.
3. Each year enrolled in Shopping should build on the previous year's learning experience.

50154 SHOPPING IN STYLE BEGINNING- Choose 1 of the following activities from Unit 1 OR 2 of the project book

- The exhibit should consist of a garment that reflects your personal style along with a poster or report that 1) explains how this garment reflects your style and how it influences what others think of you; **OR** 2) how your personal style either aligns or contradicts what is considered to be "in style" today. **OR**
- The exhibit should include a garment you purchased along with a poster or report that explains or illustrates how this garment is either 1) a modern version of a fad or fashion from an earlier decade; **OR** 2) how this garment reflects a different ethnic or cultural influence. The exhibit should include garment you purchased along with a poster or report that provides 1) a body shape discussion and how body shape influences clothing selections; **OR** 2) a color discussion that provides an overview of how different colors compliment different hair colors and skin tones and how that influenced garment selection. Poster or report may include pictures from magazines, the internet, or actual photos of garments. **OR**
- The exhibit should include garment you purchased along with a poster or report that 1) explains how this garment uses the principles of design lines to create an illusion to alter appearance; **OR**
2) explains how the color and texture of fabrics can complement or enhance appearance. Poster or report may include pictures from magazines, the internet, or actual photos of garments.

50155 SHOPPING IN STYLE INTERMEDIATE- Choose 1 of the following activities from Unit OR 4 of the project book

- Exhibit should include two clothing items that were previously a part of your wardrobe that still fit but you do not wear anymore and pair them with something new to make them wearable again. Also, include a report that explains why the garment was not being worn and what you did to transform it into a wearable garment again. **OR**
- Exhibit should include at least five pieces of clothing that the exhibitor can mix and match to create multiple outfits. Include a poster or report that includes a clothing inventory **AND** describes what you have learned by completing this activity. **OR**

- Exhibit should include garment you purchased along with a poster or report that 1) includes a wardrobe inventory which indicates why you selected the garment you did, clothing budget, and cost of garment; OR 2) explains how advertising influences clothing purchases making a distinction between wants and needs; and how the purchase of this garment compliments and/or extends your wardrobe. **OR**
- Exhibit should include garment you purchased along with a poster or report that 1) describes a cost comparison of this item completed by the exhibitor when purchasing the garment; should include variety of shopping options and/or price tracking at stores over a period of time; **OR** 2) provides a quality comparison rating the specific clothing item purchased based on care, construction, cost and unique features; should include construction quality details, design features that influenced selection, cost per wearing, and garment care.

50156 SHOPPING IN STYLE ADVANCED- Choose 1 of the following activities from Unit 5 or 6 of the project book

- Exhibit should include garment you purchased along with a poster or report that summarizes care requirements not only for this garment but also for garments made of other natural and synthetic fibers; exhibit should also include a care cost analysis for garments of different fibers. **OR**
- Exhibit should include garment you purchased which you have repaired or altered along with a poster or report that provides a clothing inventory list, which includes cost savings for repaired items as compared to purchasing replacement garments. **OR**
- Exhibit should include multiple garments you purchased along with a poster or report that provides plans and commentary for a fashion show that that would capture the attention of an audience. Fashion show plans should identify the target audience, include show venue, the purpose of the show, and fashion show logistical plan for the fashion show that includes a financial plan. The exhibitor should be prepared to demonstrate modeling skills.

50157 SEWING & TEXTILES READY4LIFE CHALLENGE

- Exhibits in this category must include the following: a) a physical representation of the career or business product such as a model, prototype or display/portfolio that includes images of accomplished work; b) verbal or written explanations that demonstrate knowledge of the related career or business fields, potential careers, and the appropriate requirements for achievement in those fields. The judging criteria for this class value the thoroughness of career and/or business exploration and the pursuit of the workmanship of the physical specimen on display. **(Open to 11 to 18-year-olds enrolled in any Sewing & Textiles project)**

COLLEGE & CAREER READINESS (1 state fair entry allowed per county in 50365; **AND** 1 in 50366)

50365 BUILD YOUR FUTURE

Develop a career portfolio, which includes the items listed below. Members are encouraged to spend more than one year involved in this project so they have time to thoroughly explore the learning modules and develop a greater understanding of planning and preparing for their future and develop a comprehensive career planning portfolio. The original OR photocopies of the completed activities from the project manual should be included in their portfolio. Each year enrolled in the project should build on the previous year's learning experience.

- **First Year-** complete a minimum of activities 1-4 from the Build Your Futures project manual which includes: Skills....Choices....Careers; Making Career Connections; Build Your Future Through Portfolios; and Educations Pay\$.
- **Second Year-**complete a minimum of activities 5-7 from Build Your Futures project manual

which includes: Career FUNds; Turn Your 4-H Passion into Profit; and Pounding the Pavement.

- **Third Year**-complete a minimum of activities 8-9 from the Build Your Futures project manual which includes: Putting the Pieces Together; Goals for the Future; and Pathways to Success.

50366 COLLEGE & CAREER READY4LIFE CHALLENGE

Exhibits in this category must include the following: a) a physical representation of the career or business product such as a model, prototype or display/portfolio that includes images of accomplished work; b) verbal or written explanations that demonstrate knowledge of the related career or business fields, potential careers, and the appropriate requirements for achievement in those fields. The judging criteria for this class value the thoroughness of career and/or business exploration and the pursuit of the workmanship of the physical specimen on display. **(Open to 11 to 18-year-olds enrolled in any College & Career project)**

COMMUNICATIONS (2 State Fair entries allowed per county in 50367- 50369; **AND** 1 in 50370)

50368 COMMUNICATIONS 1

For 1st Year enrolled in the project: Exhibit a binder portfolio highlighting **at least three activities from the project manual**. Show basic activities and anything that extended lessons. For 2nd and 3rd Years in the project: Include everything from earlier years' work and add a section Highlighting **at least four additional activities per year**. Use of page protectors recommended.

50368 COMMUNICATIONS 2

For 1st Year enrolled in the project: Exhibit a binder portfolio highlighting **at least three activities from the project manual**. Show basic activities and anything that extended lessons. For 2nd and 3rd Years in the project: Include everything from earlier years' work and add a section highlighting **at least four additional activities per year**. The use of page protectors is recommended.

50368 COMMUNICATIONS 3

For 1st Year enrolled in the project: Exhibit a binder portfolio highlighting **at least three activities from the project manual**. Show basic activities and anything that extended lessons. For 2nd and 3rd Years in the project: Include everything from earlier years' work and add section showcasing **at least four additional activities per year**. The use of page protectors is recommended.

50367 CREATIVE WRITING

Each member may submit only one entry per class. Each entry is to be typewritten on 8 ½ X 11 paper and include the exhibitor's name. **Entries must be original and written for the 4-H project**. Stories should be double-spaced. Poems may be single-spaced.

- **Rhymed Poetry**- An interpretation of a subject in rhymed verse. **Submit a collection of three poems.**
- **Freestyle Poetry**- An interpretation of a subject in unrhymed verse. **Submit a collection of three poems.**
- **Short Story**- A fiction piece comprised of three basic elements: a theme, a plot, and characters. **Submit one story, maximum length- 2,000 words.**
- **Essay**- A short nonfiction composition in which a theme is developed or an idea is expressed. **Submit one essay, maximum length- 500 words.**
- **Feature Story**- Nonfiction human-interest story judged on interest to readers, writing style, readability, and thoroughness of coverage. **Submit one story, maximum length-1,000 words.**

50369 JOURNALISM

Exhibit a binder portfolio showing the results of the appropriate year's activities noted below:

- **Year 1:** Accomplishments of a minimum of 5, 2-star activities from Part 1, answering all of the questions in the activities.
- **Year 2:** Results of doing a minimum of 5, 2-star activities in Part 2, answering all the questions in the activities.
- **Year 3:** Results of doing a minimum of 5, 3-star activities from Parts 1 and 2. One of the activities must include writing an advance story, a follow-up story, or a feature story.
- **Year 4:** Results of doing at least 2, 2-star activities and 3, 3-star activities from Part 3. The activities include making an audio or videotape we will provide a way to view or listen to it.

50370 COMMUNICATIONS READY4LIFE CHALLENGE

Exhibits in this category must include the following: a) a physical representation of the career or a business product such as a model, prototype or display/portfolio that includes images of accomplished work; b) verbal or written explanations that demonstrate knowledge of the related career or business fields, potential careers, and the appropriate requirements for achievement in those fields. The judging criteria for this class value the thoroughness of career and/or business exploration and the pursuit of the workmanship of the physical specimen on display. **(Open to 11 to 18-year-olds enrolled in a Communications project.)**

COMMUNICATIONS: PUBLIC PRESENTATIONS (3 State Fair entries allowed per county from any category)

Enrollment in the Public Presentations project is required to participate in this section.

1. A 4-H member may advance in **ONE individual** and **ONE team** category.
2. No live animals are allowed in speeches.
3. Counties may advance a total of 3 entries from any category to the state contest.
4. The state Public Speaking contest will be held on Saturday, June 5 at the Richland Community College, Decatur, IL.
5. Enrollment in the Public Presentations project is required to exhibit in this section for Food/General demos and Public Speaking.
6. The only equipment provided (upon written request) will be a podium, table, screen, projector and extension cord. Exhibitors must request this equipment AT LEAST 48 hours prior to the presentation.
7. No parents will be permitted in the staging area or to assist with equipment being used during the presentation; however, parents are welcome to sit in the audience to observe.
6. Each participant is allowed 2 attendees to the contest. Masks are required, and social distancing of at least 6 feet apart. Participants are allowed to do their speech with a face shield, instead of a mask. They are required to put on their mask following their presentation.
7. When registering on faireentry.com participants and family will be required to acknowledge the Covid-19 guidelines as well as submit the names and addresses of the 2 attendees.

Formal Speech | Self-written | Notes Allowed | No props | Individual | 4-6 minutes

Formal Speeches share the presenter's own unique view and are intended to motivate, persuade, or inform an audience and may include a call to action. Youth deliver a speech on any topic they wish.

Illustrated Speech | Self-written | Notes Allowed | Illustrations Required | Individual | 4-6 minutes

Illustrated Speeches may be used to inform, persuade, or motivate the audience while using a visual aid. Visual aids may be two dimensional, three-dimensional, or digital. Youth may include audience participation. Digital visual aids must be stored on a USB flash drive. Illustrated speeches may be:

- How-to demonstrations which show the audience how to do something.
- Object lessons which use objects as metaphors to share a message.
- Educational models where drawings or diagrams help explain a topic.

Original Works | Self-written | Notes Allowed | Props and Costumes Allowed | Individual or 2-Person Team | Manuscripts sent in Advance | 4-6 minutes

Original works must be written entirely by the presenter. It may be presented as an individual or a two-person team entry. Manuscripts must be sent in advance to the contest. Presentations may be designed for TV, radio, or online media and must be presented live. The types of entries could include:

- Prose and Short Stories
- Poetry
- Broadcast Media Program
- Theatrical
- Combined Program: Combine any number of the above elements along with other creative presentation forms

Oral Interpretation | Published Work | Props and Costumes Allowed | Individual or 2-Person Team | Manuscripts sent in Advance | 4-6 minutes

Presentations in Oral Interpretation must be published works, and manuscripts or transcripts must be submitted prior to the event. They may be presented as an individual or a two-person team entry. The types of entries could include:

- Prose and Short Stories
- Poetry
- Theatrical Interpretation
- Published Speech Recitation: Excerpt from a spoken presentation delivered by a public figure, such as Winston Churchill, Dr. Martin Luther King, Jr., or Maya Angelou
- Combined Program: Combine any number of the above elements along with other creative presentation forms

FOOD DEMONSTRATION | 8-10 MINUTES *(not eligible for state event)*

Food demonstrations should be approximately 8-10 minutes in length; however, there will not be a time penalty. The time limit will be taken into consideration at the judges' discretion.

Demonstrations may be done by an individual or team of two (2) members. Refer to the Illinois 4-H Foods Demonstration Guide found on the Illinois 4-H website under Members: 4-H Projects: Healthy Living; Foods and Nutrition. Exhibitors are responsible for furnishing all equipment and supplies, with the exception of an electric range, refrigerator, and demonstration table. Each exhibitor is responsible for setting up his/her own demonstration area. The food demonstration must relate to the state-offered project area in which the member(s) is/are enrolled.

All Food Demonstration exhibits are to be in one of the following categories:

- 4-H COOKING 101 - Food Demonstration
- 4-H COOKING 201 - Food Demonstration
- 4-H COOKING 301 - Food Demonstration
- 4-H COOKING 401 - Food Demonstration
- FOOD PRESERVATION- Food Demonstration
 - ◆ CANNING: Some suggestions are: selecting a fruit or vegetable for canning; show how sauerkraut is made; etc.
 - ◆ DRYING: Some suggestions are: show how to select a fruit or vegetable for drying; show different techniques used in drying foods; etc.
 - ◆ PICKLES AND RELISHES: Some suggestions are-preparing a relish; etc.
 - ◆ JAMS, JELLIES, AND PRESERVES: Some suggestions are-exhibit half-pint jars of two (2) different jams, jellies, and/or preserves.
 - ◆ PRESERVATION COMBINATION

GENERAL DEMONSTRATION | 8-10 MINUTES *(not eligible for state event)*

Demonstrations may pertain to any topic (Exception: Food and Nutrition). Demonstrations may be given by an individual or a team of **two** members. Exhibitors are responsible for furnishing all equipment and supplies needed.

COMPUTER SCIENCE (3 State Fair entries allowed per county from 50159-50162; **AND** 1 from 50164)

1. **Exhibitors may bring computer equipment for demonstration purposes.**
2. **Computers will not be furnished and Internet connections are not available for use by exhibitors.**
3. **Any member found to be using computer software in a manner that infringes on copyright laws will be disqualified.**
4. **Class #50159-50161 is open to youth in Computer Science Visual Based Programming.**

BEGINNING VISUAL PROGRAMMING – *(not eligible for State Fair)*

Exhibit a simple program using Scratch (or other simple graphic programming languages). The program should include 8 different commands including looping and getting input from the keyboard and mouse. All exhibits must include something visual, such as a poster or printed copy of a digital presentation, which will remain on display during the exhibition. Electronic equipment will only be used during your judging time and will not remain on display during the entire exhibit period.

50159 INTERMEDIATE VISUAL PROGRAMMING

Exhibit a program using Scratch (or another simple graphic programming) that you have downloaded from the internet and modified. Compare the two programs and demonstrate the changes you made to the original program; **OR** create an animated storybook using Scratch (or other simple graphical programming languages). All exhibits must include something visual, such as a poster or printed copy of a digital presentation, which will remain on display during the exhibition. Electronic equipment will only be used during your judging time and will not remain on display during the entire exhibit period.

50160 ADVANCED VISUAL PROGRAMMING

Exhibit a video game you have created in Scratch (or simple graphic programming). All exhibits must include something visual, such as a poster or printed copy of a digital presentation, which will remain on display during the exhibition. Electronic equipment will only be used during your personal judging time and will not remain on display during the entire exhibit period.

50161 WEBSITE DESIGN

Exhibit an original website that you have designed. Internet access will not be provided, so exhibitors must supply their internet hot spot or the website must be hosted on the exhibitor's computer). All exhibits must include something visual, such as a poster or printed copy of a digital presentation, which will remain on display during the exhibition. Electronic equipment will only be used during your judging time and will not remain on display during the entire exhibit period.

50162 COMPUTER OPEN SOURCE/INNOVATION: COMPUTER SCIENCE- Open to youth enrolled in Computer Science Text-Based Programming OR robotics project.

Demonstrate the skills and knowledge you have gained through the Computer project. The exhibit may include, but isn't limited to, original works, objects, demonstrations, digital presentations, programs, websites, games, apps, performances, or posters which you have made. Choose whatever method best shows what you've learned. Your exhibit should not fit in the other exhibit options for this project. You must furnish any equipment you need for your

exhibit. Internet service will not be provided for the exhibit. Exhibits in this class may also demonstrate the successful application of open source (publicly available) computing software and/or hardware, such as Raspberry Pi and Linux, to accomplish a task. All exhibits must include something visual, such as a poster or printed copy of a digital presentation or programming flowchart, which will remain on display during the exhibition. Exhibits in this area will be judged on the computer science programming. Youth enrolled in a robotics project should choose this class if you want the exhibit to be judged on the programming of the robot. Electronic equipment will only be used during your judging time and will not remain on display during the entire exhibit period.

50164 COMPUTER SCIENCE READY4LIFE CHALLENGE

Exhibits in this category must include the following: a) a physical representation of the career or business product such as a model, prototype or display/portfolio that includes images of accomplished work; b) verbal or written explanations that demonstrate knowledge of the related career or business fields, potential careers, and the appropriate requirements for achievement in those fields. The judging criteria for this class value the thoroughness of career and/or business exploration and pursuit of the workmanship of the physical specimen on display. **(Open to 11 to 18-year-olds enrolled in any Computer project.**

CONSERVATION *(not eligible for State Fair)*

➤ **PRAIRIE PLANTS IN ILLINOIS**

Display a minimum of five (5) photographs or illustrations of prairie plants that you have identified in your community. **DO NOT EXHIBIT LIVE OR DRIED SAMPLES.** With this display, include: the name of the plant; the written description of the location where the plant was found; date plant was found; and what type of environment the plant survives in. Do research online to find plants indigenous to Northern Illinois.

➤ **WILDFLOWERS**

Display a minimum of five (5) photographs or illustrations of woodland wildflowers that you have identified in your community. **DO NOT EXHIBIT LIVE OR DRIED SAMPLES.** With this display, include: the name of the wildflower; the written description of the location where wildflower was found; date wildflower was found; and what type of environment the wildflower survives in. Identification books are available at the Extension Office.

CONSUMER EDUCATION (2 State Fair entries allowed per county from 50168, 50169; **AND 1** from 50167)

50168 MY FINANCIAL FUTURE 1- BEGINNER:

Develop a Financial Planning portfolio, which includes the items listed below. This project can be completed all in one year; or a member may take several years to explore each of the activities and develop a more detailed financial plan. The original OR photocopies of the completed activities from the project manual should be included in the portfolio. Each year enrolled in the project should build on previous year experiences.

- **FIRST YEAR** – Complete a minimum of Activities 1-6 from the My Financial Future – Beginner project manual which includes: Who Needs This?; Let's get SMART; Bringing Home the Bacon; Managing Your Money Flow; My Money Personality; and Money Decisions.
- **SECOND YEAR AND BEYOND** – Complete a minimum of Activities 7-11 from the My Financial Future – Beginner project manual which includes: Banking your \$\$\$\$; Charging it Up; Check it Out; Better than a Piggy Bank!; and My Work; My Future.

50169 MY FINANCIAL FUTURE 2-ADVANCED:

Building on your previous work in My Financial Future – Beginner project, continue adding to your Financial Planning portfolio which includes the items listed below. Members are encouraged to spend more than one year involved in this project so they have time to thoroughly explore the learning modules and develop a greater understanding of financial literacy, planning for their future, and develop a comprehensive career and financial planning portfolio. The original OR photocopies of the completed activities from the project manual should be included in the portfolio. Each year enrolled in the project should build on previous year's learning experiences.

- **FIRST YEAR** – Complete a minimum of two activities from Module 1: Earning Income and Career Planning and Module 2: Organizing Your Flow.
- **SECOND YEAR** – Complete all activities not previously completed in Module 1: Earning Income and Career Planning and Module 2: Organizing Your Flow; **AND** a minimum of the two activities from Module 3: Working with Banks and Credit Unions: Bank on It and Module 4: Making Your \$ Work 4 U.
- **THIRD YEAR AND BEYOND** – Complete all activities not previously completed in Module 3: Working with Banks and Credit Unions: Bank on It and Module 4: Making Your \$ Work 4 U; **AND** a minimum of two activities from Module 5: Credit and Consumer Breadcrumbs.

51067 CONSUMER EDUCATION READY4LIFE CHALLENGE:

Exhibits in this category must include the following: a) a physical representation of the career or business product such as a model, prototype or display/portfolio that includes images of accomplished work; b) verbal or written explanations that demonstrate knowledge of the related career or business fields, potential careers, and the appropriate requirements for achievement in those fields. The judging criteria for this class value the thoroughness of career and/or business exploration and the pursuit of the workmanship of the physical specimen on display. **(Open to 11 to 18-year-olds enrolled in any Consumer Education project).**

CROPS (3 State Fair entries allowed per county in 50170-50173; **AND** 1 from 50175)

1. **All Crops exhibited must have been grown and cared for by the exhibitor as part of their current 4-H Crops project.**
2. Popcorn and sweet corn should be exhibited in the Horticulture project area – Vegetable Plate.
3. Poster Choice Corn, Small Grains, and Soybeans: Exhibit an experimental or educational project related to one experience from your project. Include an explanation of the project in a report for public understanding. **Include the member's crop records with the exhibit**, such as the 4-H Crop record found online at <http://web.extension.illinois.edu/lms/downloads/4132.pdf> an FFA crops record or similar information.

50170 SOYBEANS

Exhibit five (5) fresh plants (include root system that is washed) that are representative of member's 4-H project field; **OR** exhibit an experimental or educational project related to one experience from your project. Include an explanation of the project in a report for public understanding Include the member's crop records with the exhibit, such as the 4-H Crop record found online at [@4-H.illinois.edu](http://4-H.illinois.edu), an FFA crops record or similar information.

50171 CORN

Exhibit two (2) fresh plants of field corn (include root system that is washed) that is representative of member's 4-H project field; **OR** exhibit an experimental or educational project related to one experience from your project. Include an explanation of the project in a report for public understanding. **Sweet Corn should be exhibited in Vegetable Gardening** unless being

raised under a commercial contract by the exhibitor. Include the member's crop records with the exhibit, such as the 4-H Crop record found online at [@4-H.illinois.edu](https://4-H.illinois.edu), an FFA crop record or similar information.

50172 SMALL GRAINS

Exhibit one (1) gallon of the current year's crop of oats, wheat, rye, or barley that is representative of the member's 4-H project field; **OR** exhibit an experimental or educational project related to one experience from your project. Include an explanation of the project in a report for public understanding. Include the member's crop records with the exhibit, such as the 4-H Crop record found online at [@4-H.illinois.edu](https://4-H.illinois.edu), an FFA crop record or similar information.

Alfalfa Hay Production/ Silage *(not eligible for State Fair)*

For County Fair: Exhibit one (1) slice of hay cut 18"x20" or (1) sample of silage to fit into a garbage bag. Also display on an 11" x 14" poster, a brief description (can be soil tests) of fertilizer needs for your alfalfa field and the date, you fertilized the field. Be ready to tell the judge why you did or did not fertilize your hay.

50173 CROPS INNOVATION CLASS-Open to youth in any Crops project

Demonstrate the skills and knowledge you have gained through the Crops project. This could be related to, but not limited to crop production, crop utilization or topics of interest to the member related to agronomy. The exhibit may include, but isn't limited to, original works, objects, demonstrations, digital presentations, programs, websites, games, apps, performances, or posters which you have made. Choose whatever method best shows what you have learned. Your exhibit should not fit in the other exhibit options for this project. You must furnish any equipment you need for your exhibit. Internet service will not be provided for the exhibit. All exhibits must include something visual, such as a printed copy of a digital presentation, which will remain on display during the exhibition. Electronic equipment will only be used during your personal judging time and will not remain on display during the entire exhibit period.

50175 CROPS READY4LIFE CHALLENGE:

Exhibits in this category must include the following: a) a physical representation of the career or business product such as a model, prototype or display/portfolio that includes images of accomplished work; b) verbal or written explanations that demonstrate knowledge of the related career or business fields, potential careers, and the appropriate requirements for achievement in those fields. The judging criteria for this class value the thoroughness of career and/or business exploration and the pursuit of the workmanship of the physical specimen on display. **(Open to 11 to 18-year-olds enrolled in any Crops project)**

DRONES: UNMANNED AERIAL VEHICLES/SYSTEMS (2 State Fair entries allowed per county in 50375-50376)

1. Choose one of the following classes based on your interest and skill level.
2. Each Exhibitor must complete all three sections of Quads Away Curriculum and display (or upload) a completed Mission Logbook.

50375 UAV Display

Prepare a display related to the Drones/UAV project on the topic of your choosing. The exhibit may include, but isn't limited to, original works, objects, demonstrations, digital presentations, programs, websites, games, apps, performances, or posters which you have made. Choose whatever method best shows what you've learned. You must furnish any equipment you need for your exhibit. Internet service will not be provided for the exhibit. All exhibits must include

something visual, such as a printed copy of a digital presentation, which will remain on display during the exhibition. Electronic equipment will only be used during your personal judging time and will not remain on display during the entire exhibit period. Non-UAV/ Drone projects should not be entered in this class (see Aerospace Display).

50376 UAV Unmanned Aerial Systems

Exhibit one Unmanned Aerial Vehicle and associated system assembled or made by the member. UAV or Drone exhibits in this class must be either originally designed or built from a kit of reconfigurable parts and components. These displays are limited to multicopters (tri, quad, hex, and octocopters), as well as FPV airplanes and flying wings with wingspans up to 36". A detailed build log with pictures, as well as a Mission Logbook must be included. The UAV MUST have a Flight Controller and utilize a camera/video transmission system. The exhibit will be a static display. The Drone should be in good flying condition with batteries fully charged, and all UAS components (including Video System) ready to demonstrate. DO NOT display your UAV with the propellers on, but rather on the table to the side of your UAV. The Drone will not be flown. Attach the printed directions/instructions of the UAV if any were used.

ELECTRICITY (3 State Fair entries allowed per county from 50177-50179; **AND** 1 from 50181)

50177 ELECTRICITY 1

(May only be battery-powered projects using battery components and wiring). Exhibit a momentary switch, simple switch, basic circuit, electromagnet, galvanometer, **OR** an electric motor. All projects must include a report explaining how the project was constructed and the principles demonstrated. Recommendations can be found on the State 4-H website. **Projects using paper clips, cardboard, thumbtacks, & brads are not eligible for state fair exhibits in electricity.** Members wishing to exhibit these types of projects should consider exhibiting in Junkdrawer Robotics 1 or 2.

50178 ELECTRICITY 2

(May only be battery-powered projects using battery components and wiring) Exhibit a circuit board demonstrating parallel and series switches, including a circuit diagram; 3-way or 4-way switch circuit using DC/battery; **OR** a basic electrical device (examples: rocket launcher, burglar alarm, etc.). All projects must include a report explaining how the project was constructed and the principles demonstrated. Recommendations can be found on the State 4-H website. **Projects using paper clips, cardboard, thumbtacks, & brads are not eligible for state fair exhibits in electricity.** Members wishing to exhibit these types of projects should consider exhibiting in Junkdrawer Robotics 1 or 2).

50179 ELECTRICITY 3

Exhibit a 120V lighting fixture or other appliance which uses a switch; **OR** two electrical household circuits using 120V materials to comply with National Electrical Code, one with a simple on/off switch to control bulb, and one using 3-way switches to control light from two locations; **OR** other project which demonstrates principles in the Wired for Power book. All electricity projects must include a report, explaining how the project was constructed, and principles for its operation. Recommendations can be found on the State 4-H website.

ELECTRICITY 4 (*not eligible for State Fair*)

Exhibit any electronic or solid-state appliance. The exhibitor must be able to explain how the project was constructed, how it is to be used, and how it works. When the project is being constructed general safety and workmanship should be considered.

50181 ELECTIRICTY READY4LIFE CHALLENGE:

Exhibits in this category must include the following: a) a physical representation of the career or business product such as a model, prototype or display/portfolio that includes images of accomplished work; b) verbal or written explanations that demonstrate knowledge of the related career or business fields, potential careers, and the appropriate requirements for achievement in those fields. The judging criteria for this class value the thoroughness of career and/or business exploration and the pursuit of the workmanship of the physical specimen on display. **(Open to 11 to 18-year-olds enrolled in any Electricity project.)**

ENTOMOLOGY GENERAL (2 State Fair entries allowed per county from 50183-50186; **AND** 1 from 50187)

1. Size and number of exhibit cases should relate appropriately to the number of insects being displayed for a specified class.
2. Cases should be **no deeper than 4"**.
3. Exhibitors should note that Entomology exhibits might be placed UPRIGHT for display.

50183 ENTOMOLOGY 1

Exhibit 15 or more species representing four or more orders. The collection must be accurately labeled. Exhibitors must also include the Entomology 1 project manual, *Teaming with Insects 1*, with at least one completed activity for each year enrolled. The project manual must be included. Rules for pinning and labeling insects are available from your local Extension office.

50184 ENTOMOLOGY 2

Exhibit 30 or more species representing eight or more orders. The collection must be accurately labeled. Exhibitors must also include the Entomology 2 project manual, *Teaming with Insects 2*, with at least one completed activity for each year enrolled. The Project manual must be included. Rules for pinning and labeling insects are available from your local Extension office.

50185 ENTOMOLOGY3

Exhibit 60 or more species representing twelve or more orders. The collection must be accurately labeled. Exhibitors must also include the Entomology 3 project manual, *Teaming with Insects 3*, with at least one completed activity for each year enrolled. The Project manual must be included. Rules for pinning and labeling insects are available from your local Extension office.

50186 ENTOMOLOGY DISPLAY, OTHER – open to youth enrolled in Entomology 1-3.

Exhibit any activity or display related to Entomology that does not fit into Entomology Classes 1, 2 or 3 above. The exhibit may include, but is not limited to, original works, objects, demonstrations, digital presentations, programs, websites, games, apps, performances, or posters, which you have made. All exhibits must include something visual, such as a printed copy of a digital presentation, which will remain on display during the exhibition. Electronic equipment will only be used during your judging time and will not remain on display during the entire exhibit period.

50187 ENTOMOLOGY READY4LIFE CHALLENGE:

Exhibits in this category must include the following: a) a physical representation of the career or business product such as a model, prototype or display/portfolio that includes images of accomplished work; b) verbal or written explanations that demonstrate knowledge of the related career or business fields, potential careers, and the appropriate requirements for achievement in those fields. The judging criteria for this class value the thoroughness of career and/or business exploration and the pursuit of the workmanship of the physical specimen on display. **(Open to 11 to 18-year-olds enrolled in any Entomology project).**

ENTOMOLOGY BEEKEEPING (2 State Fair entries allowed per county from 50188-50190; **AND** 1 from 50191)

1. Create an exhibit that shows the public what you learned in the beekeeping project this year. **NOTE:** No beehives may be exhibited. (Honey moisture content will be measured.)
2. Fill level: the honey should be filled to the jar shoulder, not over, not under.
3. Chunk honey should go in a wide-mouth jar, preferably one specifically made for chunk honey (see beekeeping catalogs).
4. Be careful to distinguish between “chunk honey” (comb in a jar) from “cut comb” (comb only in a plastic box).
5. **Honey exhibited (including chunk, cut comb, and sections) must be collected since the previous year’s fair.**

50188 BEEKEEPING 1 (exhibit an educational display for 1 of the following)

- Flowers Used to Make Honey. Display pressed flowers from 10 different Illinois plants that bees use for making honey.
- Uses of Honey and Beeswax
- Setting up a Bee Hive
- Safe Handling of Bees
- Equipment needed by a Beekeeper

50189 BEEKEEPING 2 (exhibit 1 of the following)

- Extracted Honey: Three (3) 1# jars, shown in glass, screw-top jars holding 1 # of honey each.
- Chunk Honey (comb in a jar): Three (3) 1# jars (wide-mouth glass)
- Cut-comb Honey: Three (3) 1# boxes (boxes are usually 4 ½” x 4 ½” in size)
- Section Honey: Three (3) sections of comb honey (in basswood boxes or Ross rounds).
- Working with Honey Bees. Present a topic from your manual to teach fairgoers about working with honeybees. Use your knowledge and creativity to display this information on a poster or in a notebook.

50190 BEEKEEPING 3 (exhibit three (3) of the five (5) kinds of honey listed below (#1-5) **OR** prepare an educational display about honey bees or beekeeping.

- Extracted Honey: Three (3) 1# jars (glass)
- Chunk Honey (comb in a jar): Three (3) 1# jars (wide-mouth glass)
- Cut-comb Honey: Three (3) 1# boxes (boxes are usually 4 ½” X 4 ½” in size).
- Section Honey: Three (3) sections of comb honey (in basswood boxes or Ross rounds) **OR**
- Prepare an educational display about honeybees or beekeeping.

50191 ENTOMOLOGY BEEKEEPING READY4LIFE CHALLENGE:

Exhibits in this category must include the following: a) a physical representation of the career or business product such as a model, prototype or display/portfolio that includes images of accomplished work; b) verbal or written explanations that demonstrate knowledge of the related career or business fields, potential careers, and the appropriate requirements for achievement in those fields. The judging criteria for this class value the thoroughness of career and/or business exploration and the pursuit of the workmanship of the physical specimen on display. **(Open to 11 to 18-year-olds enrolled in any Entomology project).**

ESPORTS (3 State Fair entry allowed per county from 50430)

1. All exhibitors must complete ALL activities in the Illinois 4-H eSports Pilot Curriculum.

50430 ESPORTS

- Compete in at least **1** ranked tournament online or in person (either as a team or solo), and fully document your progress throughout.
- Any game with a documentable bracket system, at least 3 rounds and a prize count.
- Be sure to include a description of the tournament, your match information, your win-loss record, and description of the game and platform being used to play the game (Ram requirements/capabilities of your machine, video card specs., etc.).
- Prepare a PowerPoint presentation describing your journey through eSports (including your 1 mandatory tournament), what you have learned about gaming/eSports, and why you think more youth should be involved.
- Also include a detailed description of your most important win, explaining your strategy in that victory. Be sure to include screenshots and video, if possible.
- Load your presentation to a USB drive, and be sure to add narration if uploading for virtual exhibition.

EXPLORATORY (*not eligible for State Fair*)

50188 EXPLORATORY (*Welcome to 4-H*)

Youth ages 8–10 may exhibit a display on one of the following topics from the project book.

- Windowsill gardening **OR**
- 4-H animals; **OR**
- 4-H family; **OR**
- coat of arms

COLLECTIBLES (*not eligible for State Fair*)

Bring your completed project book and your collection or examples of your collection (if it's too large to bring) with pictures of the total collection, **OR** an exhibit or poster illustrating one feature of the project.

LEGOS® (*not eligible for State Fair*)

The Legos® exhibit must be an original design only. No kits or manuals allowed. Display must be no larger than 2' x 15". You must also fill out and bring the Lego Model Project Record Sheet available from the Extension Office or on the website.

FAMILY HERITAGE (1 State Fair entry allowed per county from 50197 AND 1 entry from 50199)

50197 FAMILY HERITAGE

Prepare an exhibit of items, pictures, maps, charts, slides/tapes, drawings, illustrations, writings or displays that depict the heritage of the member's family or community or 4-H history. Please note: Exhibits are entered at 4-Hers own risk. 4-H is not responsible for loss or damage to family heirloom items or any items in this division. **Displays should NOT be larger than 22" X 28" wide.**

If the size needs to be a different size because the historical item is larger, please contact the Extension Office for approval.

50199 FAMILY HERITAGE READY4LIFE CHALLENGE:

Exhibits in this category must include the following: a) a physical representation of the career or business product such as a model, prototype or display/portfolio that includes images of accomplished work; b) verbal or written explanations that demonstrate knowledge of the related career or business fields, potential careers, and the appropriate requirements for achievement in those fields. The judging criteria for this class value the thoroughness of career and/or business exploration and the pursuit of the workmanship of the physical specimen on display. **(Open to 11 to 18-year-olds enrolled in any Family Heritage project).**

FOODS & NUTRITION (7 State Fair entries allowed per county from the following classes: 50200-50204, 50208, 50211; **AND** 1 entry from 50210))

1. Members are requested to be present. However, due to the conflict of the other shows, projects with no member present will be judged at the end of the project group. Members unable to participate at the fair must fill out an absentee form.
2. Food projects must be exhibited on a suitable size disposable white paper plate covered with a Ziploc plastic bag or with clear wrap.
3. NO microwave ovens should be used to prepare food items.
4. Failure to complete requirements will eliminate a product from Champion, Reserve Champion, Trophy, and State Fair consideration.
BE SURE TO INCLUDE MENU WHEN REQUIRED! When a menu is required, make sure you include **ALL** the food groups.
5. Parents are not allowed to make comments to the judge or answer questions for the child, after conference judging.
6. All recipes and menus may be written or typed on a notecard **OR** on an 8 ½" x 11" sheet of paper. **Photocopies of recipes from the project manual are not acceptable.**
7. A 4-H'er may choose more than one food exhibit option per food class, however, only one premium will be paid per food class.
8. Exhibitors should be aware that food items and containers may not be returned at the end of the fair for food safety reasons. Exhibitors will receive their ribbon, menu, and score sheet when projects are released.
9. If your food product has been frozen, make a note of it when checking in.
10. Everyone knows that every kitchen does not contain the same cooking utensils. Every kitchen range does not heat the same, etc. For this reason, we urge all exhibitors in the food and nutrition projects to talk freely with the judge. Tell the judge the problems you had and how you overcame them. If you didn't have an 8" square pan, tell the judge what you did have; they'll understand. We encourage you to talk with the judge.
11. For any class that includes an Education Display opportunity, the display must relate to the project area in which the member is enrolled.
12. **Table displays are limited to 2' wide x 15" deep.** (Standard science display boards fit into this size limitation.) **The maximum poster size for hanging is 22" x 30".**
13. Perishable foods may not be included in the display. 4-H'ers may use food models (commercially purchased or made by the individual), pictures from magazines, etc. Non-perishable items such as sealed or canned products may be used.
14. All items must be labeled for the display and an inventory included with the project. For Education Displays, no commercial names should be visible on products used.
15. **Food Demonstrations MUST be shown during the Public Speaking and Food Demonstration Contest.**
- 16.

IMPORTANT!
All Food exhibits must include a menu including the food item and a copy of the recipe. It may be typed or handwritten. Exhibitor's name, club and class number should be marked on bottom of exhibit.

FOOD & NUTRITION

50200 4-H COOKING 101

*Using the recipes included in the project manual, prepare an exhibit of 3 cereal marshmallow bars; OR ¼ of 8" square or round coffeecake; OR 3 cookies. No icing should be on any products. If you make changes to the recipe, bring a copy of the recipe with your changes. Bars, coffeecake, or cookies should be displayed on a disposable plate placed in a zip-sealing plastic bag. In addition to your food exhibit, complete the *What's on Your Plate? Activity* on pages 10-11 in the 4-H Cooking 101 project manual. Bring a document with printed pictures of your 3 or more plates and the answers to questions 1-7 to remain on display with your project. The words on the plates must be legible and visible in the picture. Pictures, graphics or photos are acceptable.*

50201 4-H COOKING 201

*Using the recipes included in the project manual, prepare an exhibit of 3 cheese muffins; OR 3 scones; OR ½ loaf (9" x 5") of basic nut bread. If you make changes to the recipe, bring a copy of the recipe with your changes. Bread, muffins, or scones should be displayed on a disposable plate placed in a zip-sealing plastic bag. In addition to your food exhibit, complete *Experiment with Meal Planning Activity* on page 91 in the 4-H Cooking 201 project manual. Bring either page 91 with your completed answers or a document with the answers to remaining on display with your project along with a picture of the meal you prepared. You do **not** need to complete the Challenge Yourself section on page 91.*

50202 4-H COOKING 301

*Using the recipes included in the project manual, prepare an exhibit of 3 dinner rolls; OR loaf of yeast bread; OR 1 tea ring; OR 3 sweet rolls; OR one layer of a Rich White Cake or Rich Chocolate Cake, top side up (*without frosting*). If icing is used on the tea ring or sweet rolls, the recipe for the icing must also come from the book. The yeast bread/roll dough may be prepared in a bread-making machine; however prepared mixes are not permitted. If you make changes to the recipe, bring a copy of the recipe with your changes. Display exhibit on a disposable plate or pie tin and place it in a zip-sealing plastic bag. In addition to your food exhibit, complete one of the six experiments: *Experiment with Flour* p. 33-34, *Experiment with Kneading* p. 35-36, *Experiment with Yeast* p. 37-38 or 39, *Experiment with Butter* p. 62-63 or *Experiment with Cheese* p. 104-105. Bring a document with a printed picture of your experiment and the answers to the experiment questions to remain on display with your project.*

50203 4-H COOKING 401

Using the recipes included in the project manual, prepare an exhibit of ¼ of a 15" x 10" loaf of focaccia bread (do not include dipping oil); OR one baked pie shell – traditional, oil, or whole wheat (no graham cracker); OR ¼ Golden Sponge Cake, top side up, without frosting; OR ½ loaf French Bread. If you make changes to the recipe, bring a copy of the recipe with your changes. Display exhibit on a disposable plate and place it in a zip-sealing plastic bag. In addition to your food exhibit, pick one of the recipes from Cooking 401 that is not a choice for the exhibit. Make the recipe and take a picture of the results. Bring a document with a printed picture of the food you made from the recipe and the answers to the following two questions: 1.) If you made this recipe again, what would you do differently? 2.) What did you learn that can help you in other ways besides preparing food?

50204 FOOD SCIENCE 1-4

Prepare a display, digital presentation, or poster on one of the food science experiments from the manual that you completed. Share 1) the food science question you investigated; 2) process used to conduct the experiment; 3) results and observations; 4) what you learned; and 5) how you have applied this information. You must furnish any equipment you need for the exhibit.

Internet service is not provided. All exhibits must include something visual, such as a printed copy of a digital presentation. Electronic equipment will only be used during your judging time and will not remain on display during the exhibit period.

50206 SPORTS NUTRITION

Prepare a display, digital presentation, or poster on one of the activity chapters in the manual that you completed. The activity chapters are listed by page number in the table of contents. Your exhibit should include, at minimum, information on once physical fitness component and one food/recipe component from the activity chapter. The exhibit should include the project manual with the pages of the activity completed. You may also include a live demonstration of physical activities. Do NOT bring food made using the recipes, but consider adding pictures of the completed recipes to your exhibit. You must furnish any equipment you need for the exhibit. Internet service is not provided. All exhibits must include something visual, such as a printed copy of a digital presentation. Electronic equipment will only be used during your judging time and will not remain on display during the exhibit period.

Example for Activity 1

Example A: Make a video of yourself practicing flexibility, strength, and endurance physical fitness activities and making pasta salad with different vegetables, pasta, and dressing ideas. Bring a screenshot and brief description of your video to leave on display.

Example B: Make a poster of pictures of flexibility, strength, and endurance physical fitness activities and information on the results of making the spinach and mandarin orange salad. Include answers to the questions in the book.

50208 FOOD PRESERVATION

Prepare an exhibit using **ONE** of the following food preservation methods: canning; freezing; drying; pickles/relishes; jams, jellies, and preserves **OR** a combination of these (see Preservation Combination option below), excluding Freezing. **No freezer jam exhibits will be allowed for Freezing; Jams, Jellies, and Preserves; or for the Preservation Combination options.**

FREEZING-Prepare a nutrition display that illustrates a freezing principle. There is NOT a food exhibit option for this preservation method.

CANNING-Prepare an exhibit of pint jars of two (2) different canned foods in appropriate jars for the products, Food maybe fruit, vegetable, or tomato product (i.e. salsa, juice, etc.).

DRYING-Exhibit two (2) different dried foods packed in plastic food storage bags. Choose from fruit, vegetable, fruit leather or meat jerky.

PICKLES AND RELISHES-Exhibit two (2) pint jars of different recipes of pickles (**no refrigerator pickles**) and/or relishes. Jars should be appropriate for the product.

JAMS, JELLIES, AND PRESERVES-Exhibit pint or half-pint jars of two (2) different jams, jellies, and/or preserves.

PRESERVATION COMBINATION- Exhibit two (2) different preserved food products, **excluding Freezing**, in appropriate jars/packaging (drying). For example, exhibit 1 jar of tomatoes (Canning) and 1 half-pint of jelly (Jams, Jellies, and Preserves).

All preserved products should be prepared and processed according to the current

USDA/Extension Information. USDA information on preserving food, including recipes, can be found at www.homefoodpreservation.com or web.extension.illinois.edu/foodpreservation/ Recipes must be processed in a water-bath or pressure canner. Note that exhibits will **NOT** be judged on taste.

All food exhibits must be labeled with: 1) The name of the food; 2) The date preserved; 3) Appropriate method(s) of food preservation (For canned projects: boiling water bath or pressure canner; For drying projects: Specify equipment used (food dehydrator, oven, etc.))

Examples:

- Strawberry jam, boiling water bath. July 13, 2014.
- Green beans, pressure canner. July 13, 2014.
- Beef jerky, food dehydrator, and oven. July 13, 2014.

All food exhibits must be accompanied with the recipe(s) – typed or written, with the source of the recipe(s) listed.. **Required Recipes and Sources for Food Preservation Exhibits** – all food preservation recipes be from an approved source. Those sources are:

- *PUT IT UP! Food Preservation for Youth* manuals
- U.S. Department of Agriculture (USDA)
- National Center for Home Food Preservation
- Ball/Kerr Canning (recipes after 1985)
- Mrs. Wages

DO NOT BRING RECIPES FROM: Magazine or newspaper clippings, Pinterest (unless it is from a source listed above), Grandma’s or a recipe from a family member or friend without a source, Cookbooks (excluding the Ball, Kerr and Put It Up! book).

Canning Equipment Requirements- All canned products must be canned in clear, standard jars in good condition (no chips or cracks). Jars must be sealed using two-piece canning lids (flat lid and band). Must use a new, unused flat lid. Bands must not be rusty or severely worn.

50211 FOODS INNOVATION CLASS- Open to youth enrolled in any Foods project.

Demonstrate the skills and knowledge you have gained through the project. The exhibit may include, but isn’t limited to, original recipes, results of experiments not in the foods project books, variations on recipes or experimenting with unique cooking or baking methods. Your work can be displayed by a food product, demonstrations, digital presentations, performances, or posters that you have made. Choose whatever method best shows what you’ve learned. Your exhibit should not fit in the other exhibit options for this project. You must furnish any equipment you need for your exhibit. Internet service will not be provided for the exhibit. All exhibits must include something visual, such as a printed copy of a digital presentation, which will remain on display during the exhibition. Electronic equipment will only be used during your judging time and will not remain on display during the entire exhibit period. If you bring a food product, the food will **NOT** be tasted.

50210 FOODS NUTRITION READY4LIFE CHALLENGE

Exhibits in this category must include the following: a) a physical representation of the career or business product such as a model prototype of display/portfolio that includes images of accomplished work; b) verbal or written explanations that demonstrate knowledge of the related career or business fields, potential careers, and the appropriate requirements for achievement in those fields. The judging criteria for this class value the thoroughness of career and/or business exploration and the pursuit of the workmanship of the physical specimen on display. **(Open to 11 to 18-year-olds enrolled in any Foods project)**

FORESTRY (1 State Fair entry allowed per county from 50212-50214; **AND** 1 from 50216)

50212 FORESTS OF FUN 1

Exhibit any product or display illustrating an activity from the book. The exhibit may include, but isn’t limited to, original works, objects, demonstrations, digital presentations, programs, websites, games, apps, performances, or posters which you have made. All exhibits must include something visual, such as a printed copy of a digital presentation, which will remain on display during the exhibition. Electronic equipment will only be used during your judging time

and will not remain on display during the entire exhibit period.

50213 FORESTS OF FUN 2

Exhibit any product or display illustrating an activity from the book. The exhibit may include, but isn't limited to, original works, objects, demonstrations, digital presentations, programs, websites, games, apps, performances, or posters which you have made. All exhibits must include something visual, such as a printed copy of a digital presentation, which will remain on display during the exhibition. Electronic equipment will only be used during your judging time and will not remain on display during the entire exhibit period.

50214 FORESTS OF FUN 3

Exhibit any product or display illustrating an activity from the book. The exhibit may include, but isn't limited to, original works, objects, demonstrations, digital presentations, programs, websites, games, apps, performances, or posters which you have made. All exhibits must include something visual, such as a printed copy of a digital presentation, which will remain on display during the exhibition. Electronic equipment will only be used during your judging time and will not remain on display during the entire exhibit period.

50216 FORESTRY READY4LIFE CHALLENGE:

Exhibits in this category must include the following: a) a physical representation of the career or business product such as a model, prototype or display/portfolio that includes images of accomplished work; b) verbal or written explanations that demonstrate knowledge of the related career or business fields, potential careers, and the appropriate requirements for achievement in those fields. The judging criteria for this class value the thoroughness of career and/or business exploration and the pursuit of the workmanship of the physical specimen on display. **(Open to 11 to 18-year-olds enrolled in any Forestry project)**

GEOLOGY (3 State Fair entries allowed per county from 50218-50222; **AND** 1 from 50224)

1. **Size and number of exhibit cases should relate appropriately to the number of specimens being displayed for a specified class.**
2. Specimens are not limited to Illinois locations.

50218 PEBBLE PUPS 1

Display 8 to 19 rocks and mineral specimens with three minerals in the collections. The collection may include duplications that show variations. Label collection and note where found.

50219 PEBBLE PUPS 2

Display at least 20, but no more than 29, rocks and mineral specimens with seven minerals in the collections. The collection may include duplications that show variations. Label collection and note where found.

50220 ROCK HOUNDS 1

Display at least 30, but no more than 40, rocks and mineral specimens with ten minerals in the collection. Rocks should include at least three igneous, two metamorphic, and three sedimentary groups. Label collection and note where found.

50221 ROCK HOUNDS II

This level is for those who have successfully completed Rock Hounds I. Display no more than 50 specimens that have been selected to illustrate a specific theme of the exhibitor's choosing. Be creative. Sample categories could include (but are not limited to): industrial minerals and their

uses; a specific rock group and the variety that occurs in that group, including some minerals that occur in that environment; select fossils traced through the geologic ages; minerals and their crystal habits; rocks and minerals used in the lapidary arts.

50222 GEOLOGY INNOVATION CLASS- Open to youth who are enrolled in Geology.

Demonstrate the skills and knowledge you have gained through the Geology project. The exhibit may be the result of knowledge gained from project manuals; independent study about Illinois rock(s) and mineral(s), interaction with geology professionals; and/or individual exploration in the area of geology. The exhibit may include, but isn't limited to, original works, objects, demonstrations, digital presentations, programs, websites, games, apps, performances, or posters which you have made. Choose whatever method best shows what you have learned. Your exhibit should not fit in the other exhibit options for this project. You must furnish any equipment you need for your exhibit. Internet service will not be provided for the exhibit. All exhibits must include something visual, such as a printed copy of a digital presentation, which will remain on display during the exhibition. Electronic equipment will only be used during your judging time and will not remain on display during the entire exhibit period.

50224 GEOLOGY READY4LIFE CHALLENGE:

Exhibits in this category must include the following: a) a physical representation of the career or business product such as a model, prototype or display/portfolio that includes images of accomplished work; b) verbal or written explanations that demonstrate knowledge of the related career or business fields, potential careers, and the appropriate requirements for achievement in those fields. The judging criteria for this class value the thoroughness of career and/or business exploration and the pursuit of the workmanship of the physical specimen on display. **(Open to 11 to 18-year-olds enrolled in any Geology project).**

HEALTH (3 State Fair entries allowed per county from 50226-50229; **AND** 1 from 50231)

50226 Health 1

Select four (4) First Aid Skills and complete the activities for that section. Bring the project book and be prepared to discuss the completed sections. Exhibit a Family First Aid Kit and be prepared to explain what each item is used for.

50227 Healthy 2

Select four (4) Staying Healthy skills and complete the activities for that section. Bring the project book and be prepared to discuss the completed sections. Exhibit a "smarts" project as explained in the project manual.

50228 HEALTHY 3

Select four (4) Keeping Fit Skills and complete the activities for that section. Bring the project book and be prepared to discuss the completed sections. Exhibit a poster or display on one of the Keeping Fit Skills.

Health - Your Thoughts Matter – Navigating Mental Health *(not eligible for state fair)*

Prepare an exhibit that demonstrates the knowledge and understanding gained through completion of the Your Thoughts Matter Member Project Guide. Exhibit the following 1) a poster or display that highlights activities and knowledge gained as you completed any two of activities 1 – 9 included in the curriculum; AND 2) the item you created in Activity 10 - the flyer, website, video, or other promotional tool that points individuals to the resources you found. To exhibit in this project area, 4-H members must have been involved in a 4-H Your Thoughts Matter SPIN Club experience.

50229 HEALTH INNOVATION CLASS- Open to youth who are enrolled in Health 1, 2 or 3

Demonstrate the skills and knowledge you have gained through the Health project. The exhibit may include, but isn't limited to, original works, objects, demonstrations, digital presentations, programs, websites, games, apps, performances, or posters which you have made. Choose whatever method best shows what you have learned. Your exhibit should not fit in the other exhibit options for this project. You must furnish any equipment you need for your exhibit. Internet service will not be provided for the exhibit. All exhibits must include something visual, such as a printed copy of a digital presentation, which will remain on display during the exhibition. Electronic equipment will only be used during your judging time and will not remain on display during the entire exhibit period.

50231 HEALTH READY4LIFE CHALLENGE

Exhibits in this category must include the following: a) a physical representation of the career or business product such as a model, prototype or display/portfolio that includes images of accomplished work; b) verbal or written explanations that demonstrate knowledge of the related career or business fields, potential careers, and the appropriate requirements for achievement in those fields. The judging criteria for this class value the thoroughness of career and/or business exploration and the pursuit of the workmanship of the physical specimen on display. **(Open to 11 to 18-year-olds enrolled in any Health project)**

HORTICULTURE: FLORICULTURE (3 State Fair entries allowed per county from 50192-50196;
AND 1 from 50198)

FLOWER ARRANGEMENT RULES:

1. Members must bring the container, oasis, flowers, and other supplies needed to complete the arrangement.
2. Garden or purchased flowers may be used. You may also use weeds, grasses, and/or dried flowers as an accent. Be creative.
3. **No** artificial/silk flowers are allowed.
4. It is suggested that all flowers be conditioned ahead of time so that a more lasting arrangement will result.
5. You will be evaluated on how you work, as well as the finished product. It is recommended that table accents be used to assist in displaying your arrangement attractively (i.e. placemat, napkin, figurines, etc.).
6. Interaction with other people will not be permitted until the exhibit is completed and ready for judging.
7. **Exhibitors must make two (2) arrangements in approximately one (1) hour. Do not bring arrangements made at home. All work must be done at the fair.** Do not use a drawing.
8. **STATE FAIR NOTE:** Members may exhibit a flower arrangement at State Fair; however, the arrangement must be made BEFORE coming to the State Fair.

GENERAL FLORICULTURE RULES:

1. Each 4-H'er may exhibit two (2) different varieties in each class; however, only one premium will be paid to the highest exhibit in each class.
2. The following three (3) classes, you are exhibiting flowers and **not containers**. This is why you are asked to use jars; either pint or quart, with no decorations, added...just water. **The jar should be narrow-necked so that your flowers will stand up.**
3. Flowers must have been grown by the exhibitor from seed or young seedling plants, bulbs, or rhizomes. The only exception is flowers used in flower arrangements.
4. Any plants infested with insects will be removed from the exhibit area and will not be eligible for top awards.

50192 FLORICULTURE A - Exhibit one of the following options:

- **FLOWER ARRANGING – FRESH FLOWERS**

Exhibitors must make two (2) arrangements within one hour. Created arrangements are to be made in front of judges; either a round arrangement or a bud vase. NO silk flowers are permitted) Both arrangements must be placed as a display on the tabletop and both arrangements must fit together into a 2' x 2'; **OR**

- **PHOTO COLLAGE:** Create a photo collage or a collection of pictures of flowers that you have raised. Label your flowers by name and tell if you started with a seed, cutting, or transplants. Mount pictures on poster board; **OR**

- **FAIR EXHIBIT:** Exhibit in one container, 3 stems of blooms – each with attached foliage. Foliage that would be inside the container may be removed. All three blooms or stems should be the same variety, color, shape, and size. Must have been grown from seed, young seedling plant, bulbs, or rhizomes by the exhibitor. (**NOTE:** Exhibitors choosing lilies should include no more than 2/3 of foliage for their exhibit).

EXPLANATION/GUIDELINES FOR FLORICULTURE A, FAIR EXHIBIT ONLY:

1. Limited to four (4) exhibits from the flower specimen list below. One premium will be paid to 4-Hers highest exhibit. On fair registration, please note the number of entries you plan to bring. Each entry must be a different flower specimen, with the exception that two (2) entries may be “any other flower”.
2. Exhibitors must furnish their own containers to exhibit flower specimens.
3. Exhibits will be judged based on condition (25%); uniformity (25%); stem (25%); and culture (25%). Where branches are exhibited, all blooms on the branch should be of uniform condition. Flowers that do not have any foliage may have greenery added to improve the display. As members prepare exhibits, they should ask themselves: 1) Do stems and branches have good length and strength? 2) Are specimens large for the variety and are they of uniform size?; 3) Are flowers at the proper stage of maturity to show well? 4) Are foliage and flower free from insect injury and disease?

ACCEPTED SPECIMEN LIST:

Aster	Gladiolus	Poppy
Bachelor Buttons	Hollyhock	Salvia
Celosia	Lily	Snap Dragons
Cockscomb	Marigolds, small or large	Sweet Peas
Daisy	Petunias; single, double or	Zinnia, small or large
Gaillardia	ruffles	any other flower
Geraniums	Phlox	

50193 FLORICULTURE B- Exhibit one of the following options:

- **DISPLAY** a mixed planter that may include herbs with foliage plants and/or flowering plants.the planter should include 3 or more kinds of plants. The container exhibit space **MUST** not exceed 18”X18”.
- **DISPLAY:** Create an artistic display of **dried flowers and/or herbs** explaining how each was dried; **OR**
- **PHOTO COLLAGE:** Create a photo collage or collection of pictures of plants from your theme garden. Label your plants by name and explain how the plants were chosen to fit the theme.

50194 FLORICULTURE C- Exhibit one of the following options:

- **CREATE A TERRARIUM.** Selected plants should be started by the exhibitor from cuttings or seeds or as purchased plugs. The terrarium must be cared for by the exhibitor for at least 5 months. Exhibitor should be able to explain the different plant, soil, and environmental needs and watering requirements of a closed system; **OR**
- **FAIR EXHIBIT:** Exhibit a plant that you propagated from cuttings, layering or division, or started from seed. Create a photo board showing the progression of growth. Tips for vegetative

propagation of house plants can be found at University of Illinois Extension Gardener's Corner (go.illinois.edu/gardencorner).

50195 FLORICULTURE D-Exhibit one of the following options:

- **FLOWER ARRANGING – THEMED CENTERPIECE**

Exhibitors must create one (1) centerpiece arrangement within one hour in front of judges. The centerpiece should be based on a theme such as a wedding, holiday, birthday, etc. You may use fresh **OR** dried flowers (**silk flowers are not permitted**); **OR**

- **FAIR EXHIBIT:** Create an exhibit of forced bulbs in a pot.

50196 FLORICULTURE DISPLAY- Open to youth enrolled in Floriculture A, B, C or D

Present an exhibit of the member's choice that focuses on some aspect of floriculture which does not fit in the categories above. The exhibit may include, but isn't limited to, dish gardens, original works, objects, demonstrations, digital presentations, programs, websites, games, apps, performances, or posters which you have made. Choose whatever method best shows what you've learned. You must furnish any equipment you need for your exhibit. Internet service will not be provided for the exhibit. All exhibits must include something visual, such as a printed copy of a digital presentation, which will remain on display during the exhibition. Electronic equipment will only be used during your judging time and will not remain on display during the entire exhibit period.

Green Foliage House Plant (*ineligible for State Fair*)

Exhibit a green foliage plant that was raised by the exhibitor from seed, cutting, or tuber. Attach a 3" x 5" index card to the side of the container including the botanical and common names of the plant, how it was started and where the plant is located in your home. Only one (1) variety of a plant per container/class is allowed.

Flowering House Plants (*ineligible for State Fair*)

Exhibit a flowering plant that was raised by the exhibitor from seed, cutting, or tuber. If the plant is not flowering at the time of the show, the exhibitor may include a picture of the flowering plant. Attach a 3" x 5" index card to the side of the container including the botanical and common names of the plant, how it was started and where the plant is located in your home. Only one (1) variety of a plant per container/per class is allowed.

Outdoor Hanging Basket (*ineligible for State Fair*)

Exhibit a deck or patio hanging basket grown outdoors. Plants should be in an appropriate container for the size of the plant. Attach a 3" x 5" index card to the side of the container including the botanical and common names of the plant, how it was started and where the plant is located in your home. Only one (1) variety of a plant per container/per class is allowed.

50198 FLORICULTURE READY4LIFE CHALLENGE:

Exhibits in this category must include the following: a) a physical representation of the career or business product such as a model, prototype or display/portfolio that includes images of accomplished work; b) verbal or written explanations that demonstrate knowledge of the related career or business fields, potential careers, and the appropriate requirements for achievement in those fields. The judging criteria for this class value the thoroughness of career and/or business exploration and the pursuit of the workmanship of the physical specimen on display. **(Open to 11 to 18-year-olds enrolled in any Floriculture project)**

50400 FLORICULTURE MAKER

Exhibits in this category are designed to be multi-disciplinary, innovative, and must not fit into any other exhibit category. To qualify for this category, your project **MUST** abide by the following guidelines:

HORTICULTURE: VEGETABLE GARDENING (3 State Fair entries allowed per county from 50314-50316; AND 1 from 50318)

1. All vegetables exhibited must have been grown and cared for by the exhibitor as part of their current 4-H gardening project.
2. Exhibitors should be knowledgeable about various aspects of the vegetables, including but not limited to different varieties, soil testing, fertilizers used, etc.
3. Vegetable exhibits should be prepared according to the Illinois Vegetable Garden Guide is available online at: <http://web.extension.illinois.edu/vegguide/>.
4. Waxes or oils may not be used on the vegetable or fruits.
5. Any plant infested with insects will be removed from the exhibit area.
6. Remember to use the *Exhibiting Vegetables* publication when preparing your vegetables. When selecting vegetables for exhibition, keep in mind that the judge will evaluate them based on cleanliness, uniformity, condition, quality, and trueness to variety. Specimens should be clean and fresh.
7. Be prepared to name vegetable variety.
8. Each 4-Her enrolled in vegetable gardening may enter 4 vegetable exhibits.
9. Each vegetable exhibit consists of two plates. Put only one variety on each plate. If you enter 4 exhibits, you will have a total of 8 plates. See the example on this page. Ribbons will be awarded to all entries; however, a 4-Her will only receive premium money on their highest exhibit.

50313 HERB DISPLAY

1. Open to youth in Vegetable Gardening A, Vegetable Gardening B, Vegetable Gardening C, and Vegetable Gardening D
2. Herbs should be grown in pots (8" maximum diameter).
 - **Categories:** Mint, Oregano, Rosemary, Sage, Thyme, and all other herbs.
 - Herbs should be labeled with common and Latin names.
 - Herbs should be in your care for a minimum of three months for state fair exhibits.
 - Remove dead leaves from plants and check that the soil is clear of debris such as dead leaves.
 - When exhibiting herb plants, be sure to grow the plants in the container to be displayed to avoid transplant shock.
 - Exhibits will be evaluated based on cleanliness, uniformity, condition, quality, and trueness to variety. Additional herb resources are located on the project resources section of the Illinois 4-H website.

50314 VEGETABLE DISPLAY- Open to youth in Vegetable Gardening A, B, C or D

- Display must include 6 or more different kinds of vegetables. There may not be more than 2 different varieties of any vegetable. For example, red and white potatoes would be classified as two different varieties. Acorn squash and zucchini would be classified as two different vegetables.
- The number and type of vegetables used must conform to the Vegetable Plate/Display List.
- Exhibitors must provide the name and variety of all vegetables used (i.e. Cabbage- Golden Acre; Cucumber, pickling or slicing- Straight Eight; Tomatoes, slicing- Rocky Top; Snap Beans-Contender, etc.

50315 VEGETABLE PLATE- Open to youth in Vegetable Gardening A, B, C or D

- Exhibit must include 2 single vegetable plates. (Exhibitor will furnish the disposable plates.)
- Number of vegetables on plates must conform to the plate list below.
- Only one variety on each plate.
- **An exhibitor cannot show two plates of the same type of vegetable** (i.e. cannot exhibit red and white potatoes or zucchini and straight neck summer squash)

VEGETABLE PLATE/DISPLAY LIST

When selecting vegetables for exhibition, keep in mind that the judge will evaluate them based on cleanliness, uniformity, condition, quality, and trueness to variety. (*Lists are provided by U of I Extension Horticulturists; Items are listed according to the correct definition of vegetables*)

Asparagus (5 spears)	Parsnips (5)
Beans, Lima (12 pods)	Peas (12 pods)
Beets (5)	Peppers, large-fruited (bell/banana) (5)
Broccoli (1 head)	Peppers, small-fruited (chili/cherry) (12)
Brussels Sprouts (12 sprouts)	Popcorn (5)
Cabbage (1 head)	Potatoes (any variety) (5)
Cauliflower (1 head)	Pumpkin (1)
Carrots (5)	Rhubarb, trimmed stalks (3)
Cucumber, pickling or slicing (5)	Rutabaga (5)
Eggplant (1)	Salsify (5)
Garlic (5)	Squash, summer (any variety) (3)
Kohlrabi (5)	Sweet Corn, in husks (5)
Lettuce (1 head or plant)	Tomatoes, slicing (5)
Muskmelon, incl. cantaloupe (1)	Tomatoes, small-fruited (12)
Okra (12)	Turnips (5)
Onion, large, dry (5)	Watermelon (1)
Onions, green or set (12)	
Squash, winter (Acorn, Butternut, Buttercup, Spaghetti, Hubbard, Turk's Turban) (1)	
Beans, Snap, Green Pod, or Golden Wax (12 pods)	
Greens (Collard, Endive, Escarole, Kale, Mustard, Spinach, Swiss Chard) (1 plant)	
Horseradish Root (1 marketable root specimen harvested this year)	

50316 VEGETABLE GARDENING DISPLAY- Open to youth in Vegetable Gardening A, B, C or D

Present an exhibit of the member's choice that focuses on some aspect of vegetable gardening, which does not fit in the categories above. The exhibit may include, but is not limited to, original works, objects, demonstrations, digital presentations, programs, websites, games, apps, performances, or posters, which you have made. Choose whatever method best shows what you have learned. You must furnish any equipment you need for your exhibit. Internet service will not be provided for the exhibit. All exhibits must include something visual, such as a printed copy of a digital presentation, which will remain on display during the exhibition. Electronic equipment will only be used during your judging time and will not remain on display during the entire exhibit period.

50318 VEGETABLE GARDENING READY4LIFE CHALLENGE:

Exhibits in this category must include the following: a) a physical representation of the career or business product such as a model, prototype or display/portfolio that includes images of accomplished work; b) verbal or written explanations that demonstrate knowledge of the related career or business fields, potential careers, and the appropriate requirements for achievement in those fields. The judging criteria for this class value the thoroughness of career and/or business exploration and the pursuit of the workmanship of the physical specimen on display. (**Open to 11 to 18-year-olds enrolled in any Vegetable Gardening project**)

INTERCULTURAL (1 State Fair individual entry from 50233; **AND** one entry from 50234; **AND** 1 from 50236; **And** 1 club entry from 50235)

1. Due to space restrictions, exhibits are **limited to 2' 6" wide x 15" deep**.

50233 4-H PASSPORT TO THE WORLD- INDIVIDUAL

Prepare a display illustrating what you have learned about a country's or U.S. region's geography, economy, agriculture, people, language, housing, culture, music, crafts, clothing, holidays or another aspect. The exhibit should be educational and should not promote one's beliefs over another person's beliefs. The exhibit may include, but isn't limited to, original works, objects, demonstrations, digital presentations, programs, websites, games, apps, performances, or posters which you have made. Choose whatever method best shows what you have learned. You must furnish any equipment you need for your exhibit. Internet service will not be provided for the exhibit. All exhibits must include something visual, such as a printed copy of a digital presentation, which will remain on display during the exhibition. Electronic equipment will only be used during your judging time and will not remain on display during the entire exhibit period. Include the project manual with completed sections that pertain to the exhibit information. **Due to space restrictions, exhibits are limited to 2' 6" wide and 15" deep.**

50234 DIVERSITY AND CULTURAL AWARENESS

Create a display or finder portfolio that illustrates the results of a minimum of three (3) completed activities from the project book. **Due to space restrictions, exhibits are limited to 2' 6" wide and 15" deep.**

50235 PASSPORT TO THE WORLD- CLUB (Includes *Passport to the World, Diversity and Cultural Awareness, and Latino Cultural Arts*)

Exhibit a display illustrating the steps that the club has completed on the project selected for the year. Include a written outline or report of accomplishments and future goals. The exhibit may include, but isn't limited to, original works, objects, demonstrations, digital presentations, programs, websites, games, apps, performances, or posters which you have made. Choose whatever method best shows what the club members have learned. You must furnish any equipment you need for your exhibit. Internet service will not be provided for the exhibit. All exhibits must include something visual, such as a printed copy of a digital presentation, which will remain on display during the exhibition. Electronic equipment will only be used during your judging time and will not remain on display during the entire exhibit period. The display must be accompanied by 3 or more club exhibitors at the time of the judge's critique. Club members should make a 5- to 10-minute presentation to the judge. All club members present for the judge's critique should be able to discuss the project and answer questions. Only club members present for judging who participate in the actual critique and presentation are eligible for ribbons and premiums. **Due to space restrictions, exhibits are limited to 2' 6" wide and 15" deep.**

50326 INTERCULTURAL READY4LIFE CHALLENGE:

Exhibits in this category must include the following: a) a physical representation of the career or business product such as a model, prototype or display/portfolio that includes images of accomplished work; b) verbal or written explanations that demonstrate knowledge of the related career or business fields, potential careers, and the appropriate requirements for achievement in those fields. The judging criteria for this class values the thoroughness of career and/or business exploration and the pursuit of the workmanship of the physical specimen on display. **(Open to 11 to 18-year-olds enrolled in any Intercultural project)**

INTERIOR DESIGN (2 State Fair exhibits allowed per county from 50242-50245 **AND** 1 from 50247)

50242 DESIGN DECISIONS – BEGINNING

Any exhibit must have been created or redesigned by the exhibitor as part of their current Interior Design 4-H project. Exhibits should be knowledgeable about various aspects of the

project. Exhibits could include items such as, but not limited to, comparison studies of different products or techniques; made accessories, wall-hangings, window coverings, or furniture items; refinished or redesigned furniture; or a plan to solve some type of interior design problem. Exhibits should be appropriate to the exhibitor's age, skills, and ability in this project.

50243 DESIGN DECISIONS - INTERMEDIATE

Any exhibit must have been created or redesigned by the exhibitor as part of their current Interior Design 4-H project. Exhibits should be knowledgeable about various aspects of the project. Exhibits could include items such as, but not limited to, comparison studies of different products or techniques; made accessories, wall-hangings, window coverings, or furniture items; refinished or redesigned furniture; or a plan to solve some type of interior design problem. Exhibits should be appropriate to the exhibitor's age, skills, and ability in this project.

50244 DESIGN DECISIONS - ADVANCED

Any exhibit must have been created or redesigned by the exhibitor as part of their current Interior Design 4-H project. Exhibits should be knowledgeable about various aspects of the project. Exhibits could include items such as, but not limited to, comparison studies of different products or techniques; made accessories, wall-hangings, window coverings, or furniture items; refinished or redesigned furniture; or a plan to solve some type of interior design problem. Exhibits should be appropriate to the exhibitor's age, skills, and ability in this project.

50245 INTERIOR DESIGN INNOVATION CLASS- Open to youth who are enrolled in Interior Design

Demonstrate the skills and knowledge you have gained through the Interior Design project. The exhibit may include, but isn't limited to, original works, objects, demonstrations, digital presentations, programs, websites, games, apps, performances, or posters which you have made. Choose whatever method best shows what you have learned. Your exhibit should not fit in the other exhibit options for this project. You must furnish any equipment you need for your exhibit. Internet service will not be provided for the exhibit. All exhibits must include something visual, such as a printed copy of a digital presentation, which will remain on display during the exhibition. Electronic equipment will only be used during your judging time and will not remain on display during the entire exhibit period.

50247 INTERIOR DESIGN READY4LIFE CHALLENGE:

Exhibits in this category must include the following: a) a physical representation of the career or business product such as a model, prototype or display/portfolio that includes images of accomplished work; b) verbal or written explanations that demonstrate knowledge of the related career or business fields, potential careers, and the appropriate requirements for achievement in those fields. The judging criteria for this class value the thoroughness of career and/or business exploration and the pursuit of the workmanship of the physical specimen on display. **(Open to 11 to 18-year-olds enrolled in any Interior Design project)**

LEADERSHIP (3 State Fair entries allowed per county from 50249-50252; **AND** 2 entries from 20254; **AND** 1 from 50255)

1. Due to space limitation, exhibits are **limited to 2' 6" wide X 15" deep**.

50249 LEADERSHIP 1

Create a binder portfolio with a minimum of four (4) completed activities each year, from the areas noted below. Build upon your previous year's work. Photocopies or original pages of the completed activities from the book should be included in the portfolio. The use of page protectors is recommended.

First Year – One activity from each of the following: Understanding Self; Communication; and

Getting Along with Others, plus one of exhibitor's choice from the manual.

Second Year – One activity from each of the following: Getting Along with Others; Learning to Learn; and Making Decisions, plus one of exhibitor's choice from the manual.

Third Year – One activity from each of the following: Making Decisions; Managing; and Working with Groups, plus one of exhibitor's choice from the manual.

50250 LEADERSHIP 2

Building upon your previous work, continue adding to your binder portfolio with a minimum of four (4) completed activities each year, from the areas noted below. Photocopies or original pages of the completed activities from the book should be included in the portfolio. The use of page protectors is recommended.

First Year – One activity from each of the following: Understanding Self; Communication; and Getting Along with Others, plus one of exhibitor's choice from the manual.

Second Year – One activity from each of the following: Getting Along with Others; Learning to Learn; and Making Decisions, plus one of exhibitor's choice from the manual.

Third Year – One activity from each of the following: Making Decisions; Managing; and Working with Groups, plus one of exhibitor's choice from the manual.

50251 LEADERSHIP 3

Building upon your previous work, continue adding to your binder portfolio with a minimum of four (4) completed activities each year, from the areas noted below. Photocopies or original pages of the completed activities from the book should be included in the portfolio. The use of page protectors is recommended.

First Year – One activity from each of the following: Understanding Self; Communication; and Getting Along with Others, plus one of exhibitor's choice from the manual.

Second Year – One activity from each of the following: Getting Along with Others; Learning to Learn; and Making Decisions, plus one of exhibitor's choice from the manual.

Third Year – One activity from each of the following: Making Decisions; Managing; and Working with Groups, plus one of exhibitor's choice from the manual.

50252 LEADERSHIP INNOVATION CLASS- Open to youth who are enrolled in Leadership 1, 2 or 3

Demonstrate the skills and knowledge you have gained through the Leadership project. The exhibit may include, but isn't limited to, original works, objects, demonstrations, digital presentations, programs, websites, games, apps, performances, or posters which you have made. Choose whatever method best shows what you have learned. Your exhibit should not fit in the other exhibit options for this project. You must furnish any equipment you need for your exhibit. Internet service will not be provided for the exhibit. All exhibits must include something visual, such as a printed copy of a digital presentation, which will remain on display during the exhibition. Electronic equipment will only be used during your judging time and will not remain on display during the entire exhibit period.

50255 LEADERSHIP READY4LIFE CHALLENGE:

Exhibits in this category must include the following: a) a physical representation of the career or business product such as a model, prototype or display/portfolio that includes images of accomplished work; b) verbal or written explanations that demonstrate knowledge of the related career or business fields, potential careers, and the appropriate requirements for achievement in those fields. The judging criteria for this class value the thoroughness of career and/or business exploration and the pursuit of the workmanship of the physical specimen on display. **(Open to 11 to 18-year-olds enrolled in any Leadership project)**

50254 Leadership Group Exhibit- Open to clubs and groups whose members are enrolled in any leadership project.

Exhibit a display illustrating how your group has used the Teens as Leaders model effectively in

your club, community, school, or state. Leadership activities might include planning, advising, promoting, mentoring, teaching or advocating for change. The exhibit may include, but isn't limited to, original works, objects, demonstrations, digital presentations, programs, websites, games, apps, performances, or posters which you have made. Choose whatever method best shows what you have learned. You must furnish any equipment you need for your exhibit. Internet service will not be provided for the exhibit. All exhibits must include something visual, such as a printed copy of a digital presentation, which will remain on display during the exhibition. Electronic equipment will only be used during your judging time and will not remain on display during the entire exhibit period. 3 or more 4-H members must accompany the display at the time of the judge's critique. Club members should make a 5- to 10-minute presentation to the judge. All club members present for the judge's critique should be able to discuss the project and answer questions. Only club members present for judging who participate in the actual critique and presentations are eligible for ribbons and premiums.

MAKER (3 State Fair entries allowed per county from 50400)

1. Exhibits in this category are designed to be multi-disciplinary in nature, innovative, and must not fit into any other exhibit category.

50400 MAKER

To qualify for this category, your project **MUST** abide by the following guidelines:

- Exhibitors must complete the DIY Make & Build Curriculum, and answer all the questions at the end of each lesson. You must display (or upload if virtual) your answers to these questions, as well as your Maker Log from the DIY Make and Build curriculum.
- Exhibits must be an object or device that has an intended purpose and uses technology in either a mechanical way, digital (computer) way, or combination of the two. Your device or object **cannot** be one of the included activities in the DIY Make and Build Curriculum.
- The device must be something that can be used in everyday life by multiple people (a target audience), and **MUST** be manufactured/built by the exhibitor (If not fully manufactured by the exhibitor, the device **MUST** be modified structurally or be reprogrammed to perform a different function other than what it was designed to do).
- Exhibits **MUST** be able to interact with the outside world. (e.g. an on off switch, input sensors, feedback, etc.)
- Exhibits **MUST** include a detailed build log with instructions on how to make or build the exhibit, **AND** contain either a 3D rendering or detailed and labeled sketches of the device/product.
- All parts and software used in the design/build **MUST** be listed in a detailed Bill of Materials including cost per item and total cost. Total time spent on the build must be documented in your build log.

In addition, exhibitors are **HIGHLY** encouraged to use tools such as 3-D printers, laser cutters, routers and/or other hand/power tools to help in the manufacturing process (**NOTE: Simply 3-D printing or laser cutting an object without the other specifications does not qualify as a Maker Project**). It is also **HIGHLY** encouraged that exhibits use Open Source software and/or hardware in the build.

3D PRINTING & DESIGN (not eligible for State Fair)

Choose one of the following classes based on your interest and skill level

3-D DESIGN: BEGINNER (not eligible for State Fair)

No 3-D Printer or 3-D printed object is required for this exhibit. Exhibit a simple 3-D rendered design using Computer-Aided Design (CAD) Software such as Tinker CAD or Inventor. The design must be an object that performs a specific task and may not be based on already existing 3-D models. It must be able to be 3-D printed. Any CAD software can be used, but files must in .STL format. Bring your design

on a Jump Drive to be viewed for judging. Exhibits in this class may not have multiple parts, doors, hinges, or any sort of mechanics.

3-D DESIGN: ADVANCED (not eligible for State Fair)

Exhibitors are expected to go above and beyond those expectations set in a 3-D design beginner. No 3-D Printer or 3-D printed object is required for this exhibit. Exhibit a complex 3-D rendered design using Computer-Aided Design (CAD) Software such as Tinker CAD or Inventor. The design must be an object that performs a specific task and may not be based on already existing 3-D models. It must be able to be 3-D printed. Any CAD software can be used, but files must in .STL format. Bring your design on a Jump Drive to be viewed for judging. Exhibits in this class Must NOT have multiple parts, doors, hinges, or any sort of mechanistic feature to accomplish a specific task.

3-D PRINTING: BEGINNER (not eligible for State Fair)

Exhibit a simple 3-D printed object designed using Computer-Aided Design (CAD) Software such as Tinker CAD or Inventor. The 3-D printed object must perform a specific task, and may not be based on already existing 3-D models. It must be 3-D printed using ONLY A COMMERCIALY AVAILABLE HOME/DESKTOP 3-D PRINTER. In addition, original design files must accompany each exhibit. These files must be in .STL format Bring your design on a jump drive to be viewed for judging. Exhibits in this class may not have multiple parts, doors, hinges, or any sort of mechanics.

3-D PRINTING: ADVANCED (not eligible for State Fair)

Exhibitors are expected to go above and beyond those expectations set in a 3-D printing beginner. No 3-D Printer or 3-D printed object is required for this exhibit. Exhibit a complex 3-D rendered printed object designed using Computer-Aided Design (CAD) Software such as Tinker CAD or Inventor. The 3-D print must be an object that performs a specific task and MAY NOT be based on already existing 3-D models. It must be able to be 3-D printed. Exhibits in this class MUST have multiple parts, doors, hinges, or any sort of mechanistic feature to accomplish a specific task. It must be 3-D printed using ONLY A COMMERCIALY AVAILABLE HOME/DESKTOP 3-D PRINTER. In addition, original design files must accompany each exhibit. These files must be in .STL format. Bring your design to be viewed for judging.

3-D PRINTING & DESIGN READY4LIFE CHALLENGE (not eligible for State Fair)

Exhibits in this category must include the following: a) a physical representation of the career or business product such as a model, prototype or display/portfolio that includes images of accomplished work; b) verbal or written explanations that demonstrate knowledge of the related career or business fields, potential careers, and the appropriate requirements for achievement in those fields. The judging criteria for this class value the thoroughness of career and/or business exploration and the pursuit of the workmanship

NATURE: NATURAL RESOURCES AND OUTDOOR ADVENTURES (3 State Fair entries allowed per county from 50256-50259 AND 1 from 50267)

1. Electricity and water are NOT available for these displays.
2. **NO live animals or reptiles are permitted in these exhibits.**
3. Please be aware of what you are doing and DO NOT disrupt the homes of creatures or pick living foliage. **THINK ABOUT THE ENVIRONMENT AND YOUR SURROUNDINGS – AND TAKE CARE OF IT!!**

50256 NATURAL RESOURCES 1

Exhibit any item or display developed from the project book, *Step into Nature*.

50257 NATURAL RESOURCES 2

Exhibit any item or display developed from the project book, *Explore the Natural World*.

50258 NATURAL RESOURCES 3

Exhibit any item or display developed from the project book, *Blaze the Trail*.

50259 OUTDOOR ADVENTURES 1-3

Exhibit a display illustrating an activity completed from the project manual.

50267 NATURAL RESOURCES READY4LIFE CHALLENGE:

Exhibits in this category must include the following: a) a physical representation of the career or business product such as a model, prototype or display/portfolio that includes images of accomplished work; b) verbal or written explanations that demonstrate knowledge of the related career or business fields, potential careers, and the appropriate requirements for achievement in those fields. The judging criteria for this class value the thoroughness of career and/or business exploration and the pursuit of the workmanship of the physical specimen on display. **(Open to 11 to 18-year-olds enrolled in any Natural Resource project)**

NATURE: FISHING AND WILDLIFE (3 State Fair entries allowed per county from 50260-50263; 50265-50266; **AND** 1 from 50291)

50260 SPORTSFISHING 1

Exhibit a product or display made to complete an activity in the *Take the Bait* project manual. This could include but is not limited to, displays on: different types of fishing tackle, identifying different baits and their uses (no actual bait, please) or identifying the anatomy of a fish. **For safety reasons, lures must be placed in a plastic case.**

50261 SPORTSFISHING 2

Exhibit a product or display made to complete an activity in the *Reel in the Fun* project manual. This could include but is not limited to, displays on: different types of knots or rigs and their use; a collection of fishing lures, labeled with their use; or information on preparing and cooking fish (not recipes). **For safety reasons, lures must be placed in a plastic case.**

50262 SPORTSFISHING 3

Exhibit a product or display made to complete an activity in the *Cast into the Future* project manual. This could include but is not limited to, displays on: making artificial flies and lures; researching effects of water temperature; sportsfishing careers; or identifying insects that fish eat. **For safety reasons, lures must be placed in a plastic case.**

50266 WILDLIFE 1

Exhibit any activity developed from the project manual. Be able to explain the importance of and concept behind the exhibit.

50263 WILDLIFE 2

Exhibit any activity developed from the project manual such as: create a display of the life history of an animal; do an animal population growth study; etc. Within the exhibit, explain the importance of and concept behind the exhibit.

50265 WILDLIFE 3

Exhibit any activity developed from the project manual. Be able to explain the importance of and concept behind the exhibit.

50291 FISHING AND WILDLIFE READY4LIFE CHALLENGE:

Exhibits in this category must include the following: a) a physical representation of the career or

business product such as a model, prototype or display/portfolio that includes images of accomplished work; b) verbal or written explanations that demonstrate knowledge of the related career or business fields, potential careers, and the appropriate requirements for achievement in those fields. The judging criteria for this class value the thoroughness of career and/or business exploration and the pursuit of the workmanship of the physical specimen on display. **(Open to 11 to 18-year-olds enrolled in any Fishing and Wildlife project)**

EXPLORING YOUR ENVIRONMENT 1 - ECOSYSTEM SERVICES *(not eligible for State Fair)*

Prepare a display or poster that illustrates an activity from the project manual. The display should demonstrate an understanding of natural and/or manmade environments, how humans affect the environment, or how the environment affects our lives. Include your project manual that documents activity recordkeeping, your answers to activity questions, and details of the exhibitor's thoughts and ideas.

EXPLORING YOUR ENVIRONMENT 2 - EARTH'S CAPACITY *(not eligible for State Fair)*

Prepare a display or poster that illustrates an activity from the project manual. The display should demonstrate an understanding of one of the following: stewardship of natural resources, investigating greenhouse effects on living organisms, methods of reducing or managing waste in your home or community or calculating your ecological footprint. Include your project manual that documents activity recordkeeping, your answers to activity questions, and details of the exhibitor's thoughts and ideas.

PHOTOGRAPHY (3 state fair entries allowed per county from 50268-50272; **AND** 1 from 50274)

- 1. The exhibitor must have taken ALL photos in exhibits.**
2. Photos may be taken with a camera, an electronic tablet (i.e. iPad) or a cell phone.
3. Photo/Model releases from individuals pictured in the exhibitor's photographs are required unless the photograph is of a group in a public place where identification would not be an issue. The release can be obtained at <https://4h.extension.illinois.edu/members/projects/photography>.
4. **ALL** photos (including Photo Editing exhibits) must be accompanied by details of the camera settings that include:
 - a. Camera/device used
 - b. Aperture (F-stop)
 - c. Exposure time (shutter speed)
 - d. ISO (film/sensor sensitivity)
 - e. Lighting used (flash, artificial, sunlight, other)
 - f. Lens Filters used (Ultra-Violet, Polarizing, etc.) if used.

PHOTO EDITING ONLY

- a. Photo editing software/application used (required for ALL edits and retouches except for cropping)
 - b. Filters used (lens filters and/ or digital/software filters)
 - c. Members are allowed to shoot on a camera's automatic setting but should be able to find the metadata information on the photo to discuss the information above.
5. The exhibit size requirements for **ALL** photographs will be:
 - Minimum image size: 5X7
 - Maximum image size: 8X10
 - Maximum exhibit size (including frame): 18 X 20
 6. All exhibitors **MUST** include unframed (taped to the back of the framed exhibit or attached to the project booklet) **un-edited** versions of either the same subject or the examples of the same technique that the framed image represents. This will assist the judge in understanding the choices made by the photographer to build the exhibited composition.
 7. **NOTE: Images taken with devices that apply an automatic filter will NOT be eligible for an award.**

50268 PHOTOGRAPHY 1

Exhibit one framed photo which demonstrates your understanding of a technique you learned from your Photography 1 project manual. **No photo editing is allowed in this class except cropping and red-eye removal.** Be prepared to show the page in the manual of the technique you are demonstrating.

50269 PHOTOGRAPHY 2

Exhibit one of the options listed below:

- Exhibit one 8"x 10" close-up photograph using the skills learned on page 62-63 (section: Bits and Pieces) of the project manual titled *Controlling the Image*. **No photo editing is allowed in this class except cropping and red-eye removal; OR**
- Exhibit one framed 8"x 10" photo which demonstrates your understanding of a technique you learned from your Photography 2 project manual. **No photo editing is allowed in this class except cropping and red-eye removal.** Be prepared to show the page in the manual of the technique you are demonstrating.

50270 PHOTOGRAPHY 3

Exhibit one of the options listed below:

- Exhibit one framed 8"x10" still-life photo that demonstrates good composition, including color, form, texture, lighting, and depth of field. **No photo editing is allowed in this class except cropping and red-eye removal; OR**
- Exhibit one framed 8"x 10" photo, which demonstrates your understanding of a technique you learned from your Photography 3 project manual. **No photo editing is allowed in this class except cropping and red-eye removal.** Be prepared to show the page in the manual of the technique you are demonstrating.

50271 PHOTO EDITING-Open to members enrolled in Photography 1, 2, or 3

Exhibit one 8" x 10" photo that has been altered using digital photo-editing techniques (beyond cropping and red-eye reduction). Include a print of the original photo(s), taped to the back of the photo frame. **Photos in which an automatic filter was applied at the time the photograph was taken will NOT be eligible for an award.**

50272 PHOTOGRAPHY INNOVATION CLASS-Open to youth who are enrolled in Photography 1, 2, or 3.

Demonstrate the skills and knowledge you have gained through the Photography project. The exhibit may include, but is not limited to, original works, objects, demonstrations, digital presentations, programs, websites, games, apps, performances, or posters, which you have made. Choose whatever method best shows what you have learned. Your exhibit should not fit in the other exhibit options for this project. You must furnish any equipment you need for your exhibit. Internet service will not be provided for the exhibit. Electronic equipment will only be used during your judging time and will not remain on display during the entire exhibit period. All exhibits must include one framed photo illustrative of the work you are presenting.

50274 PHOTOGRAPHY READY4LIFE CHALLENGE:

Exhibits in this category must include the following: a) a physical representation of the career or business product such as a model, prototype or display/portfolio that includes images of accomplished work; b) verbal or written explanations that demonstrate knowledge of the related career or business fields, potential careers, and the appropriate requirements for achievement in those fields. The judging criteria for this class value the thoroughness of career and/or business exploration and the pursuit of the workmanship of the physical specimen on display. **(Open to 11 to 18-year-olds enrolled in any Photography project).**

PLANTS AND SOILS

PLANTS AND SOILS 1 *(not eligible for State Fair)*

Prepare a display or poster that illustrates an activity from the project manual. The display should demonstrate an understanding of environmental and internal factors that affect plant growth and the function and characteristics of soil. Include your project journal that documents activity recordkeeping requirements, answers activity questions, and details personal thoughts and ideas.

PLANTS AND SOILS 2 *(not eligible for State Fair)*

Prepare a display or poster that illustrates an activity from the project manual. The display should demonstrate an understanding of the composition of plants, the functions of individual plant parts, plant life cycles, and the many ways plants reproduce. Include your project journal that documents activity recordkeeping, answers activity questions, and details personal thoughts and ideas.

PLANTS AND SOILS 3 *(not eligible for State Fair)*

Prepare a display or poster that illustrates an activity from the project manual. The display should demonstrate an understanding of the relationship between soil and other cycles found in nature. Displays should also provide an example of a leadership or service-learning experience focused on environmental stewardship. Include your project journal that documents activity recordkeeping requirements, answers activity questions, and details personal thoughts and ideas.

PLANTS & SOILS READY4LIFE CHALLENGE *(not eligible for State Fair)*

Exhibits in this category must include the following: a) a physical representation of the career or business product such as a model, prototype or display/portfolio that includes images of accomplished work; b) verbal or written explanations that demonstrate knowledge of the related career or business fields, potential careers, and the appropriate requirements for achievement in those fields. The judging criteria for this class values thoroughness of career and/or business exploration and pursuit above the workmanship of the physical specimen on display. **(Open to 11- to 18-year-olds enrolled in any Plants & Soils project).**

ROBOTICS (3 State Fair entries allowed per county from 50285, 50286, 50288, 50289, 50292; **AND** 1 from 50293)

1. If applicable for their class and display, exhibitors must bring their own computer for demonstration purposes; **computers will not be provided. Internet access will not be available.**
2. Exhibits in classes 50284-50286 are designed to be used with LEGO Mindstorms (NXT or EV3).
3. Any other programmable robot kit such as Arduino or Raspberry Pi, should be exhibited Robotics Innovation Open Source Class (50292).

ROBOTICS 1: Beginning *(not eligible for State Fair)*

Exhibitors should complete Activities 1-6 in the Robotics 1 with EV3 project book. Exhibitors will design, build and program a robot that can autonomously follow a predetermined path that changes direction at least 4 times during a single run. They will bring their project book, their program code (on laptop or on paper), and a single page write up to share what they learned about the engineering design process and programming.

50285 ROBOTICS 1: Intermediate

Exhibitors should complete Activities 7-12 in the Robotics 1 with EV3 project book. Exhibitors will design, build and program a robot that uses at least one sensor to autonomously follow a

path, respond to and/or avoid obstacles. Exhibitors in this class must use at least one sensor in their robot design. They will bring their project book, their program code (on laptop or on paper), and a short journal sharing what they learned about the engineering design process and programming throughout their work in the project and specifically while preparing the exhibit.

50286 ROBOTICS 2

Exhibitors should complete Activities 1-7 in the Robotics 2 EV3N More project book. Exhibitors will design, build and program a robot that uses sensors and programming to complete one of the challenges provided after registration. They will bring their project book, their program code (on laptop or on paper), and a short journal sharing changes they made to the robot and/or program along the way, and to describe their experience with completing the challenge.

50292 ROBOTICS INNOVATION OPEN SOURCE CLASS- Open to youth enrolled in Robotics 3, but may also include youth in Robotics 1 or 2 if the exhibits meet the guidelines.

Exhibit an original robot, either homemade or a kit that does not fall under Robotics 1 or 2 that can complete a task using MULTIPLE sensors. If a robot kit is used, then some parts of the robot must be built using other components such as wood, plastic or metal. The robot can include any types of motors, pneumatics or sensors. The Innovation class can also be used for LEGO Mindstorms or Vex kits where the exhibit does not fall under Robotics 1 or 2 exhibit option. Autonomous control of the robot may also be achieved using an “open source” platform such as Arduino or Raspberry Pi and can be programmed using a coding language that is publicly available. Exhibitors in Robotics Innovation/Open Source class must bring a detailed engineering notebook that describes how the exhibitor designed, built and programmed the exhibit.

JUNK DRAWER ROBOTICS

All exhibits should be original designs made with everyday objects and materials. Exhibits with purchased kits will not be accepted. Exhibitors are also required to bring their Junk Drawer Robotics Youth Robotics Notebook with the sections completed for the project they are exhibiting, including the sections leading up to the activity they are exhibiting. For example, if a youth is bringing Activity E from Junk Drawer Level 1, s/he should have robotics notebook sections A-E completed.

JUNK DRAWER ROBOTICS 1 *(not eligible for State Fair)*

Exhibit any item from the “To Make” activity from the Junk Drawer Robotics Level 1 Book. Be sure all robotics notebook sections within the module being exhibited are filled in.

50288 JUNK DRAWER ROBOTICS 2

Exhibit any item from the “To Make” activity from the Junk Drawer Robotics Level 2 Book. Be sure all robotics notebook sections within the module being exhibited are filled in.

50289 JUNK DRAWER ROBOTICS 3

Exhibit any item from the “To Make” activity from the Junk Drawer Robotics Level 3 Book. Be sure all robotics notebook sections within the module being exhibited are filled in.

50293 ROBOTICS READY4LIFE CHALLENGE

Exhibits in this category must include the following: a) a physical representation of the career or business product such as a model, prototype or display/portfolio that includes images of accomplished work; b) verbal or written explanations that demonstrate knowledge of the related career or business fields, potential careers, and the appropriate requirements for achievement in those fields. The judging criteria for this class value the thoroughness of career and/or business exploration and the pursuit of the workmanship of the physical specimen on display. **(Open to 11 to 18-year-olds enrolled in any Robotics project)**

SMALL ENGINES (1 State Fair entry allowed per county from 50294; **AND** 1 from 50297)

1. **Exhibits must be portable.**
2. **No complete engines, lawn tractors, tillers, chainsaws, etc. are permitted for display.**
3. **No electrical power is available for displays/exhibits.**
4. Exhibitors can show a whole running engine at the **County Fair only.**
5. Small Engine displays must be **no larger than 4' x 4' display board.**

50294 Small Engines 1-3

Exhibit a display, selecting one of the following items:

- **Ignition System:** Identify the parts of the Ignition System and explain how magnetic energy is produced by the ignition system to ignite the spark plug; **OR**
- **Compression System:** Explain how heat energy is produced by an engine and converted into mechanical energy; **OR**
- **Heat Transfer:** Explain how heat is transferred through the cooling and lubrication system of an air-cooled or water-cooled engine; **OR**
- **Filter Maintenance:** Explain the proper maintenance and cleaning of the air, fuel, and oil filters of an engine; **OR**
- **What does a serial number reveal?:** Explain the various information that can be learned from the serial number or identification number stamped on the shroud of a Briggs & Stratton engine; **OR**
- **Tools to do the job:** Identify and explain the function(s) of different specialty tools needed for small engine work; **OR**
- **Experimentation:** Explain through illustration an experiment you conducted from the project manual showing the results of your work.

50297 SMALL ENGINE READY4LIFE CHALLENGE:

Exhibits in this category must include the following: a) a physical representation of the career or business product such as a model, prototype or display/portfolio that includes images of accomplished work; b) verbal or written explanations that demonstrate knowledge of the related career or business fields, potential careers, and the appropriate requirements for achievement in those fields. The judging criteria for this class value the thoroughness of career and/or business exploration and the pursuit of the workmanship of the physical specimen on display. **(Open to 11 to 18-year-olds enrolled in any Small Engine project)**

SMALL PETS- Open to youth enrolled in Small Pets 1-3 **OR** Guinea Pigs.

50135 ANIMAL SCIENCE SMALL PETS

Prepare a display focusing on any activity related to the Small Pets project. Demonstrate the skills and knowledge you have gained through the animal project you studied. The exhibit may include, but isn't limited to, original works, objects, demonstrations, digital presentations, programs, websites, games, apps, performances, or posters which you have made. Choose whatever method best shows what you have learned. You must furnish any equipment you need for your exhibit. Internet service will not be provided for the exhibit. All exhibits must include something visual, such as a printed copy of a digital presentation, which will remain on display during the exhibition. Electronic equipment will only be used during your judging time and will not remain on display during the entire exhibit period. Live animals are not permitted as exhibits in this area. For safety reasons, exhibits cannot include glass, syringes with needles or any other sharp objects.

50135 ANIMAL SCIENCE GUINEA PIG DISPLAY

Prepare a display focusing on any activity related to the Small Pets project. Demonstrate the skills and knowledge you have gained through the animal project you studied. The exhibit may include, but isn't limited to, original works, objects, demonstrations, digital presentations, programs, websites, games, apps, performances, or posters which you have made. Choose whatever method best shows what you have learned. You must furnish any equipment you need for your exhibit. Internet service will not be provided for the exhibit. All exhibits must include something visual, such as a printed copy of a digital presentation, which will remain on display during the exhibition. Electronic equipment will only be used during your judging time and will not remain on display during the entire exhibit period. Live animals are not permitted as exhibits in this area. For safety reasons, exhibits cannot include glass, syringes with needles or any other sharp objects.

50137 ANIMAL SCIENCE SMALL PETS/GUINEA PIG READY4LIFE CHALLENGE:

Exhibits in this category must include the following: a) a physical representation of the career or business product such as a model, prototype or display/portfolio that includes images of accomplished work; b) verbal or written explanations that demonstrate knowledge of the related career or business fields, potential careers, and the appropriate requirements for achievement in those fields. The judging criteria for this class value the thoroughness of career and/or business exploration and the pursuit of the workmanship of the physical specimen on display. **(Open to 11 to 18-year-olds enrolled in any Small Pet project)**

THEATRE ARTS (3 State Fair entries allowed per county from 50299, 50301, 50302; AND 1 from 50304)**50299 THEATRE ARTS 1**

Exhibit one of the following items:

- Portfolio of acting activities completed during the current year (A video of performances is not considered a portfolio and will not be accepted for exhibit.); **OR**
- Display illustrating a drawing/photograph of a clown character created by the exhibitor; **OR**
- Display illustrating a picture story developed by the exhibitor.

50301 THEATRE ARTS 3

Exhibit one of the following items:

- Portfolio of activities for set design; make-up; or sound, props, or costuming completed during the current year; **OR**
- Display that includes sound, props and costume charts appropriate for a selected scene from a story or play (limited to no more than 8 items); **OR**
- Display a scenic design model to depict a scene from a script; **OR**
- Display illustrating a character with make-up drawn or colored in. Include a photograph of a person wearing the makeup and information on the character's personality or part in the play.

50302 THEATRE ARTS INNOVATION CLASS- Open to youth who are enrolled in Theatre Arts

Demonstrate the skills and knowledge you have gained through the Theatre Arts project. The exhibit may include, but isn't limited to, original works, objects, demonstrations, digital presentations, programs, websites, games, apps, performances, or posters which you have made. Choose whatever method best shows what you have learned. Your exhibit should not fit in the other exhibit options for this project. You must furnish any equipment you need for your exhibit. Internet service will not be provided for the exhibit. All exhibits must include something visual, such as a printed copy of a digital presentation, which will remain on display during the exhibition. Electronic equipment will only be used during your judging time and will not remain on display during the entire exhibit period.

50304 THEATRE ARTS READY4LIFE CHALLENGE

Exhibits in this category must include the following: a) a physical representation of the career or business product such as a model, prototype or display/portfolio that includes images of accomplished work; b) verbal or written explanations that demonstrate knowledge of the related career or business fields, potential careers, and the appropriate requirements for achievement in those fields. The judging criteria for this class value the thoroughness of career and/or business exploration and the pursuit of the workmanship of the physical specimen on display. **(Open to 11 to 18-year-olds enrolled in any Theatre project)**

TRACTOR (2 State Fair entries allowed per county from 50306-50310; **AND** 1 from 50312)**50306 TRACTOR A**

Exhibit a display or poster that illustrates one of the following topics: tractor safety; care and maintenance; the tractor as a valuable farm machine; or an activity listed in the project manual.

50307 TRACTOR B

Exhibit a display or poster on one of the following topics: cause and prevention of rollovers, diagram how an air cleaner works, diagram and identify an engine cooling system, regulations for battery and oil disposal, or another activity listed in the project manual.

50308 TRACTOR C

Exhibit a display or poster that illustrates one of the following topics: wagon and bin hazards, diagram and identify open and closed hydraulic systems, mower types and safety features, conveyor types and safety features, or another activity listed in the project manual.

50309 TRACTOR D

Exhibit a display or poster that illustrates one of the following topics: method of winterizing a tractor, chemical uses and required safety equipment, parts, and processes of the internal combustion engine, the procedure for cleaning and flushing tractor radiator, or another activity listed in the 4-H project manual.

50310 TRACTOR INNOVATION CLASS- Open to youth who are enrolled in Tractor A, B, C or D

Demonstrate the skills and knowledge you have gained through the Tractor project. This could be related to, but not limited to, advancements in technology, enhancements to crop production, or a topic of interest to the member related to tractors or farm machinery. The exhibit may include, but isn't limited to, original works, objects, demonstrations, digital presentations, programs, websites, games, apps, performances, or posters which you have made. Choose whatever method best shows what you have learned. Your exhibit should not fit in the other exhibit options for this project. You must furnish any equipment you need for your exhibit. Internet service will not be provided for the exhibit. All exhibits must include something visual, such as a printed copy of a digital presentation, which will remain on display during the exhibition. Electronic equipment will only be used during your judging time and will not remain on display during the entire exhibit period.

50312 TRACTOR READY4LIFE CHALLENGE:

Exhibits in this category must include the following: a) a physical representation of the career or business product such as a model, prototype or display/portfolio that includes images of accomplished work; b) verbal or written explanations that demonstrate knowledge of the related career or business fields, potential careers, and the appropriate requirements for achievement in those fields. The judging criteria for this class value the thoroughness of career

and/or business exploration and the pursuit of the workmanship of the physical specimen on display. **(Open to 11 to 18-year-olds enrolled in any Tractor project)**

VETERINARY SCIENCE (1 State Fair entry allowed per county from 50320; **AND** 1 from 50322)

50320 VETERINARY SCIENCE- Open to youth in Veterinary Science 1, 2, and 3

Prepare a display focusing on any activity related to the veterinary science project. The exhibit may include, but is not limited to, original works, objects, demonstrations, digital presentations, programs, websites, games, apps, performances, or posters, which you have made. You must furnish any equipment you need for your exhibit. Internet service will not be provided for the exhibit. All exhibits must include something visual, such as a printed copy of a digital presentation, which will remain on display during the exhibition. Electronic equipment will only be used during your judging time and will not remain on display during the entire exhibit period. Live animals are not permitted as exhibits in this area. For safety reasons, exhibits cannot include glass, syringes with needles or any other sharp objects.

50322 VETERINARY SCIENCE READY4LIFE CHALLENGE:

Exhibits in this category must include the following: a) a physical representation of the career or business product such as a model, prototype or display/portfolio that includes images of accomplished work; b) verbal or written explanations that demonstrate knowledge of the related career or business fields, potential careers, and the appropriate requirements for achievement in those fields. The judging criteria for this class value the thoroughness of career and/or business exploration and the pursuit of the workmanship of the physical specimen on display. **(Open to 11 to 18-year-olds enrolled in any Veterinary Science project)**

VIDEO/FILMMAKING (3 State Fair entries allowed per county from 50324-50328; **AND** 1 from 50330)

1. Enrollment in the Video project is required to exhibit in the classes in this section.
2. Video submissions should be no longer than five (5) minutes in length (unless noted differently in the class description).
3. Videos are to be original and a result of the member's current year's work.
4. Criteria for judging include: (1) Evidence of storyline; (2) Use of camera angles; (3) Use of zooming techniques; and (4) Smoothness of scene changes.
5. Image and sound quality will be considered in relation to equipment available to and used by the exhibitor.
6. All videos should comply with copyright regulations and display an image that is appropriate for 4-H audiences. No time or date should be imprinted on the video footage.
7. All videos should include an opening title screen, as well as closing credits, which include the date of production, name of video exhibitor and research sources if appropriate.
8. **All Video/Filmmaking exhibitors must include a printed copy of materials, which will remain on display.**

50324 COMMERCIAL OR PROMOTIONAL VIDEO

Prepare a short video (30 seconds to 1 minute in length) that promotes an event, advertises a specific project/product, or is a public service announcement. The video should demonstrate skills in making and editing videos.

50325 ANIMATED VIDEO

Video in this class should represent creative animation of original artwork created by the exhibitor and may include stop motion techniques. Media might include images created with graphics software or hand-drawn images.

50326 DOCUMENTARY

Video in this class should represent a research-based investigation into a topic of choice. Video credits should list research sources and may include paper or electronically published materials, as well as, and/or interviews with experts or constituents related to the topic of investigation.

50327 SHORT STORY OR SHORT NARRATIVE

Prepare a short video that tells a story. The video should demonstrate skills in making and editing videos.

50328 VIDEO/FILMMAKING INNOVATION CLASS- Open to youth who are enrolled in Video/Filmmaking

Demonstrate the skills and knowledge you have gained through the Video project. The exhibit may include, but isn't limited to, original works, objects, demonstrations, digital presentations, programs, websites, games, apps, performances, or posters which you have made. Choose whatever method best shows what you have learned. Your exhibit should not fit in the other exhibit options for this project. You must furnish any equipment you need for your exhibit. Internet service will not be provided for the exhibit. All exhibits must include something visual, such as a printed copy of a digital presentation, which will remain on display during the exhibition. Electronic equipment will only be used during your judging time and will not remain on display during the entire exhibit period.

50330 VIDEO/FILMMAKING READY4LIFE CHALLENGE

Exhibits in this category must include the following: a) a physical representation of the career or business product such as a model, prototype or display/portfolio that includes images of accomplished work; b) verbal or written explanations that demonstrate knowledge of the related career or business fields, potential careers, and the appropriate requirements for achievement in those fields. The judging criteria for this class value the thoroughness of career and/or business exploration and the pursuit of the workmanship of the physical specimen on display. **(Open to 11 to 18-year-olds enrolled in any Video/Film project)**

VISUAL ARTS

1 State Fair entry in each of the following classes:

- Paper
- Fiber
- Fiber: Non-Original for 8-10-year-olds
- Clay
- Wood
- Glass/Plastic
- Metal
- Nature
- Computer-Generated Art
- Three-Dimensional Design/Mixed Media
- Heritage Arts
- Leather
- Food/Cake Decorating,
- Chalk/Carbon/Pigment: Division B
- Ready4Life Challenge

The Jo Daviess County 4-H program will not assume liability for loss or damage, which may occur to artwork exhibited. All possible precautions will be taken to protect the exhibits.

2 State Fair entries from the following classes:

- Chalk/Carbon/Pigment: Division A
- Scrapbooking

1. Exhibitors must be enrolled in the Visual Arts project category in which they are exhibiting.
2. Exhibitors are encouraged to date the project when it is made.
3. All visual arts exhibits are evaluated using a visual arts rubric which takes into account the correct use of design elements; craftsmanship; and creativity.
4. Articles exhibited must be an original design created by the exhibitor (except in heritage arts which may follow a pattern AND Fiber-Non Original Ages 8-10 ONLY). Copyrighted or trademarked designs are **NOT** acceptable; this includes **TEAM or SCHOOL LOGOS**.
5. Kits and preformed molds are not considered original and are not acceptable in any Visual Arts Class. Combining parts of different patterns (pictures, photographs, images from the internet or a magazine) with the member's ideas can result in an original design, but simply changing the color, pattern and/or size of a pattern does **NOT** make the design original. This also applies to ideas found on a site such as Pinterest. If you see something on Pinterest that you like, use the concept and create something different using the concept; however, it **MUST NOT** look exactly like something the judge can search for and find on Pinterest.
6. The exhibit must combine parts of different patterns and/or ideas with the concepts of the member, however, changing the color or changing the size of the item or pattern used does **NOT** make it original. If you create a replica of what you see somewhere else, it is not your original design. If a photo, sketch, or other idea source was used, submit it with your entry, firmly attached to your exhibit. Be prepared to explain how and where you got the idea for this project.
7. Members wishing to exhibit quilts made from a pattern may enter it in Heritage Arts. Quilts exhibited in the Visual Arts-Heritage Arts area will be evaluated using a visual arts rubric which takes into account the correct use of design elements; craftsmanship; and creativity. All work on the quilt **MUST** be completed by the 4-H member. You cannot exhibit a quilt that was quilted by someone else.
8. A member may enroll in as many classes of a specific project (i.e. Visual Arts – paper (class), wood (class), glass (class), etc.) as he/she wishes. A 4-H'er **may also show two different projects in one class**; however, the 4-H'er must enter the correct number of entries on the registration site. Only **one project in each class will be paid a premium**. For example: 2 Visual Arts – Glass projects may be shown, but the 4-H'er will only receive one premium in the Glass class.

50332 VISUAL ARTS FOOD/CAKE DECORATING: BEGINNING- Exhibit 1 of the following

- Exhibit 4 decorated cookies, using a minimum of 4 different techniques. Exhibit may use cookies OR cookie forms. **OR**
- Exhibit 4 decorated cupcakes, using a minimum of 4 different techniques. Exhibit may use cupcakes OR cupcake forms. **OR**
- Exhibit a single layer decorated cake, using a minimum of 4 different techniques. Exhibit may use cake OR cake form.

50333 VISUAL ARTS FOOD/CAKE DECORATING: INTERMEDIATE- Exhibit 1 of the following

- Exhibit 4 decorated cookies, using a minimum of 5 Level 2 techniques. Exhibit may use cookies OR cookie forms. **OR**
- Exhibit 4 decorated cupcakes, using a minimum of 5 Level 2 techniques. Exhibit may use cupcakes OR cupcake forms. **OR**

- Exhibit a single layer decorated cake, using a minimum of 5 Level 2 techniques. Exhibit may use cake OR cake form.

50334 VISUAL ARTS FOOD/CAKE DECORATING: ADVANCED

Exhibit a decorated, stacked, **OR** multi-layer cake, using a minimum of 4 Level 3 techniques. Exhibit may use cake OR cake forms.

50335 VISUAL ARTS FOOD/CAKE DECORATING: MASTER

Exhibit a one-page written description of your project, including goals, plans, accomplishments and evaluation of results. Include up to 4 pictures of your accomplishments AND exhibit an original design decorated cake using more than 5 techniques. Exhibit may use cake OR cake forms.

50336 CHALK/CARBON/PIGMENT - ORIGINAL

- **DIVISION A- CANVAS, PAPER, GLASS:** Any original artwork is done with pencils, chalk, pens, ink, paint, charcoal, dyes, etc. on canvas, paper, or glass. This would include all painting, sketching, drawing, cartooning, original non-computer generated graphics, printing, etc. **Painted and/or glazed pre-formed ceramics and painted porcelain dolls are not eligible for State Fair exhibit.** Drawings and paintings should be matted or framed under glass. (Exceptions: Oil and acrylic paintings do not require glass and are not required to be matted.) Watercolor, chalk, pen & ink, computer-generated art, etc. do require some protective covering. Gallery frames are acceptable. Canvas paintings that continue “over the edges” are acceptable without frames; however, the piece must still be prepared for hanging. Matted pieces without frames are acceptable, however, the piece must be prepared for hanging OR it must include a photo of the artwork being displayed in a non-hanging manner. There is no specific requirement for the type of mat used.
- **DIVISION B- WOOD, METAL, TEXTILES:** Any original artwork done with pencils, chalk, pens, ink, paint, charcoal, dyes, etc., on wood, metal, or textiles. Painted and/or glazed pre-formed ceramics and painted porcelain dolls are not eligible for State Fair exhibit. Any exhibits created as a piece of wall art must be prepared for hanging.

CHALK/CARBON/PIGMENT - NON ORIGINAL (not eligible for State Fair)

Any non original artwork done with pencils, chalk, pens, ink, paint, charcoal, dyes, etc. on canvas, paper, glass, wood, metal, or textiles. These exhibits may include painted and/or glazed pre-formed ceramics and painted porcelain dolls.

50337 CLAY – ORIGINAL

Any **original** item made of clay -- may be fired or unfired, hand-formed or thrown on a wheel. Self-hardening clays are fine. Fire/oven-cured and cornstarch clay are accepted. Items can include but are not limited to, clay statues, bowls, jewelry, etc. Preformed ceramics are not eligible for the State Fair.

50338 COMPUTER-GENERATED ART- ORIGINAL

Any original art created in any software package. The exhibit may **NOT** include scanned work, clip art, downloaded images from the internet, any imported image, or photographs. All pixels must be original. Photomosaics are **NOT** allowed. Color or black & white exhibits are acceptable. Exhibitors in this class (like all other classes in this sub-section) must be enrolled in Visual Arts; Computer project enrollment is not required. **NOTE:** Wood and metal exhibits created with laser cutting programs/devices should be entered in this class. **Plastic exhibits with an artistic focus created using a 3-D printer should be entered in this class.** If the art created is designed to hang, then the entry should have some protective covering, such as a glass frame, and prepared for hanging. If the art is something that has been created with a laser cutting program/device and NOT designed to hand, it does not require protective covering nor does it need to be

prepared to a hang.

50339 FIBER – ORIGINAL

Any original item made of fiber. Examples are quilts, fabric collage, soft sculpture, stitchery, weaving, embroidery, cross-stitch, wearable art, hooking, braiding, duct tape artistry, string art, and baskets. **ORIGINAL** cross-stitched, knitted, crocheted or quilted items belong in this Fiber class. **Non-original** cross-stitched, knitted and crocheted items should be entered in Heritage Arts. Machine knitted items are not appropriate for this class.

50350 FIBER - NON-ORIGINAL (Ages 8-10 ONLY)

Any **non-original** item made of fiber. Examples are fabric collage, soft sculpture, stitchery, weaving, embroidery, cross-stitch, crocheting, knitting, weaving, hooking, and felting. Exhibitors may use a pattern and/or idea generated from another source.

50340 GLASS/PLASTIC - ORIGINAL

Any original item made of glass or plastic. Possible items to exhibit include stained glass, etched glass (original design), mosaics made of glass, glass beading, plastic jewelry (friendly plastic). Interlocking building block creations (i.e. LEGOS) are not suitable for State Fair entry. Stepping stones or wall hangings that include cement decorated with glass or plastic items are not suitable for this class.

50341 HERITAGE ARTS - ORIGINAL

Exhibit an item of **traditional** art learned from another person or **a pattern** (NO KITS) may be entered in this class). Non-original cross-stitched, knitted and crocheted items by pattern fit in this class. ALL ORIGINAL cross-stitched, knitted and crocheted items should be exhibited in Fiber Arts; (machine knitted items ARE NOT acceptable for this class.) Other possibilities include: needlepoint, counted cross-stitch, crewel, embroidery, cutwork, hardanger embroidery (embroidery openwork), macramé, baskets, candles, pysanki (decorated eggs), leather, quilts, baskets (made using a traditional pattern), traditional handmade dolls with handmade costumes, soaps made using nature dyes also can be made using hand-made molds or broken into chunks for display, or candles. No machine quilting allowed in Heritage Arts. **Exhibitors must also bring 1) the pattern or a copy of the pattern they used to create their traditional art; and 2) a description of the traditional origins of their art choice.**

50342 LEATHER – ORIGINAL

Exhibit one of the following options using leather.

- **Leather Stamping**: Exhibit should utilize one or more stamping techniques- exhibit examples include items such as a belt; coasters; bookmark; key chain; wrist bracelet.
- **Leather Carving or Tooling**: Exhibit should use simple swivel knife tooling techniques or may incorporate several swivel knife-tooling designs or patterns- exhibit examples items such as a belt; pictorial carving; key case.
- **Leather Lacing**: Exhibit to include stamping and/or carving techniques incorporated with lacing techniques- exhibit examples include items such as wallets; purses; etc.
- **Leather Stitching**: Exhibit may include stamping; carving and /or lacing techniques and should be a leather item or article of apparel, which incorporates hand-sewn and/or machine stitching techniques. Hand-sewing and/or machine stitching must be the work of the exhibitor.

50342 METAL - ORIGINAL

Any original item made of metal such as sculpture, tin punch, engraved metal, and jewelry. Items intended for industrial use (as tools and/or shop items) are not considered part of this Visual Arts project and are not eligible for entry. Metal items that have been partially or totally created through the use of laser cutting programs/devices should be entered in Computer-

50343 NATURE - ORIGINAL

Any original item made of natural material such as wreaths, cornhusk dolls, etc. Items should be made of natural materials (which may be purchased) but securing elements such as glue and wire may be used in the inner construction as long as they do not detract from the overall "natural" appearance. Articles such as dried pressed flowers may be displayed under glass since it is necessary for the protection/preservation of the natural materials. Candles are not suitable as entries. All baskets should be entered in Heritage Arts.

50344 PAPER - ORIGINAL

Any original item made of paper. Examples could include origami; greeting cards; paper-cut designs, paper mache, hand-made paper, paper collage, paper models of architecture, quilling, etc. Paper twist articles, made from directions in craft books and stores ARE NOT original and are not appropriate for this class. Scrapbooks should be exhibited in Visual Arts Scrapbooking.

50345 SCRAPBOOKING - BEGINNER

Exhibit one album or notebook, either 8 ½" x 11" or 12"x12", with a front and back cover. The album/notebook must have a minimum of 4 pages (front and back), exhibited in page protectors. "Embellishments" are defined as the decorations or special details and features that add to a page and make it more visually appealing. Embellishments may include but are not limited to, ribbon, clips, special lettering, etc. Must use a minimum of four (4) embellishments and tell a story with pictures.

50346 SCRAPBOOKING - INTERMEDIATE

Exhibit one album or notebook, either 8 ½" x 11" or 12"x12", with a front and back cover. The album/notebook must have a minimum of 4 pages (front and back), exhibited in page protectors. "Embellishments" are defined as the decorations or special details and features that add to a page and make it more visually appealing. Embellishments may include but are not limited to, ribbon, clips, special lettering, etc. Must use a minimum of eight (8) embellishments and tell a story with pictures and journaling.

50347 SCRAPBOOKING-ADVANCE

Exhibit one album or notebook, either 8 ½" x 11" or 12"x12", with a front and back cover. The album/notebook must have a minimum of 4 pages (front and back), exhibited in page protectors. "Embellishments" are defined as the decorations or special details and features that add to a page and make it more visually appealing. Embellishments may include but are not limited to, ribbon, clips, special lettering, etc. Must use a minimum of 12 embellishments and tell a compelling story with pictures, journaling, and other media.

50348 THREE DIMENSIONAL DESIGN/MIXED MEDIA

Art pieces in this class must be comprised of **at least three different media**. No one medium can make up more than 40% of a piece. The piece should be free-standing or should be prepared to be hung. It must be observable on at least three different sides.

Originality and design are important concepts. Craft and pre-formed or assembled projects are not acceptable.

50349 WOOD - ORIGINAL

Any original item made of wood (wood carving, sculpture, collage, wood burning, etc.).

Utilitarian wood items made from patterns or kits (e.g. outdoor or indoor furniture, shelves) should be entered in a Woodworking project. Popsicle stick crafts are not acceptable for State Fair entry. Wood items that have been partially or totally created through the use of laser cutting programs/devices should be entered in Computer-Generated Art. . All Visual Arts Wood

exhibits MUST have an artistic element that the exhibitor can explain. Furniture built by the exhibitor aligns with the Woodworking project area – unless the element to be judged is wood carving or wood burning that is one element of the exhibit. Exhibits will be judged using a Visual Arts Rubric and not a woodworking construction rubric.

50351 VISUAL ARTS READY4LIFE CHALLENGE:

Exhibits in this category must include the following: a) a physical representation of the career or business product such as a model, prototype or display/portfolio that includes images of accomplished work; b) verbal or written explanations that demonstrate knowledge of the related career or business fields, potential careers, and the appropriate requirements for achievement in those fields. The judging criteria for this class values thoroughness of career and/or business exploration and the pursuit of the workmanship of the physical specimen on display. **(Open to 11 to 18-year-olds enrolled in any Visual Arts project)**

VISUAL ART INNOVATION *(not eligible for State Fair)*

Demonstrate the skills and knowledge you have gained through the Visual Art project. Your exhibit should not fit in the other exhibit options for this project.

WEATHER (1 State Fair entry allowed per county from 5039250394; **AND** 1 from 50395)

50392 WEATHER AND CLIMATE SCIENCE I

Exhibit any product or display illustrating an activity from the book. The exhibit may include, but isn't limited to, original works, objects, demonstrations, digital presentations, programs, websites, games, apps, performances, or posters which you have made. Choose whatever method best shows what you've learned. You must furnish any equipment you need for your exhibit. Internet service will not be provided for the exhibit. All exhibits must include something visual, such as a printed copy of a digital presentation, which will remain on display during the exhibition. Electronic equipment will only be used during your judging time and will not remain on display during the entire exhibit period.

50393 WEATHER AND CLIMATE SCIENCE 2

Exhibit any product or display illustrating an activity from the book. The exhibit may include, but isn't limited to, original works, objects, demonstrations, digital presentations, programs, websites, games, apps, performances, or posters which you have made. Choose whatever method best shows what you've learned. You must furnish any equipment you need for your exhibit. Internet service will not be provided for the exhibit. All exhibits must include something visual, such as a printed copy of a digital presentation, which will remain on display during the exhibition. Electronic equipment will only be used during your judging time and will not remain on display during the entire exhibit period.

50394 WEATHER AND CLIMATE SCIENCE 3

Exhibit any product or display illustrating an activity from the book. The exhibit may include, but isn't limited to, original works, objects, demonstrations, digital presentations, programs, websites, games, apps, performances, or posters which you have made. Choose whatever method best shows what you've learned. You must furnish any equipment you need for your exhibit. Internet service will not be provided for the exhibit. All exhibits must include something visual, such as a printed copy of a digital presentation, which will remain on display during the exhibition. Electronic equipment will only be used during your judging time and will not remain on display during the entire exhibit period.

50395 WEATHER READY4LIFE CHALLENGE

Exhibits in this category must include the following: a) a physical representation of the career or business product such as a model, prototype or display/portfolio that includes images of accomplished work; b) verbal or written explanations that demonstrate knowledge of the related career or business fields, potential careers, and the appropriate requirements for achievement in those fields. The judging criteria for this class values thoroughness of career and/or business exploration and pursuit above the workmanship of the physical specimen on display. **(Open to 11- to 18-year-olds enrolled in any Weather and Climate project).**

WELDING (2 State Fair entries allowed per county from 50353; **AND** 1 from 50355)

50353 WELDING

Members must be in the 7th grade or higher to exhibit in this class at the State Fair. Exhibit one Arc weldment/item demonstrating the skill level of the exhibitor. Members new to the project should consider selecting a weldment from the suggested *Weldment List* found on page 43 of *Arcs and Sparks* (4-H 573 – Shielded Metal Arc Welding). **This class is for industrial welding only.** (Members that wish to use welding to create objects with an artistic appeal should consider enrolling in the 4-H Visual Arts project and consider entering those types of exhibits in the Visual Arts – Metal class.) Exhibits must be portable and cannot be exhibited on a trailer. (Exhibitor will be allowed to drive to the 4-H Tents for drop off and pick up of these exhibit items)

50355 WELDING READY4LIFE CHALLENGE:

Exhibits in this category must include the following: a) a physical representation of the career or business product such as a model, prototype or display/portfolio that includes images of accomplished work; b) verbal or written explanations that demonstrate knowledge of the related career or business fields, potential careers, and the appropriate requirements for achievement in those fields. The judging criteria for this class value the thoroughness of career and/or business exploration and the pursuit of the workmanship of the physical specimen on display. **(Open to 11 to 18-year-olds enrolled in any Welding project)**

WOODWORKING (2 State Fair entries allowed per county from 50357-50360; **AND** 1 from 50362)

1. Woodworking exhibits larger than 3' x 3' should be noted on the fair entry form.
2. No Kits allowed.
3. **Pre-cut kits assembled by the member are not acceptable.**
4. Exhibits must be portable and cannot be exhibited on a trailer.

50357 WOODWORKING 1

Any item made of wood constructed or refinished by the member, appropriate for their age, skills, and ability in this project. Pre-cut kits assembled by the member are NOT acceptable. Exhibits must be portable and cannot be exhibited on a trailer.

50358 WOODWORKING 2

Any item made of wood constructed or refinished by the member, appropriate for their age skills and ability in this project. Pre-cut kits assembled by the member are NOT acceptable. Exhibits must be portable and cannot be exhibited on a trailer.

50359 WOODWORKING 3

Any item made of wood constructed or refinished by the member, appropriate for their age,

skills, and ability in this project. Pre-cut kits assembled by the member are NOT acceptable. Exhibits must be portable and cannot be exhibited on a trailer.

50360 WOODWORKING 4

Any item made of wood constructed or refinished by the member, appropriate for their age, skills, and ability in this project. Pre-cut kits assembled by the member are NOT acceptable. Exhibits must be portable and cannot be exhibited on a trailer.

50362 WOODWORKING READY4LIFE CHALLENGE:

Exhibits in this category must include the following: a) a physical representation of the career or business product such as a model, prototype or display/portfolio that includes images of accomplished work; b) verbal or written explanations that demonstrate knowledge of the related career or business fields, potential careers, and the appropriate requirements for achievement in those fields. The judging criteria for this class value the thoroughness of career and/or business exploration and the pursuit of the workmanship of the physical specimen on display. **(Open to 11 to 18-year-olds enrolled in any Woodworking project)**

TIPS FOR MAKING A GOOD PROJECT BETTER

- ✓ **Do something to set your project apart; be original.**
- ✓ **Think of a question, answer it, and incorporate that into your project.**
- ✓ **Personalize it or apply it to your experiences.**
- ✓ **Be able to discuss what you learned while you created your project (you are not expected to be an expert).**
- ✓ **Have someone look at your project BEFORE you finish it to get suggestions for improvements.**
- ✓ **Keep a written, photo, or sketch journal during your project.**
- ✓ **Use more than one source to get your information. Sources may include books, personal interviews, personal experience, seminars, a class, magazines, or the Internet.**

POSTER EXHIBITS


All poster projects are recommended to be displayed on either a tri-fold display board (36x24x15), a heavy-duty sheet of poster board or foam core board no larger than 22" x 30". Table displays are limited to 2' wide x 15" deep unless otherwise stated in the class listings for that project. Exhibits that stand over 4' tall will be placed on the floor. Use of page protectors is recommended for binder or portfolio exhibits. If you need more room for your project, you must contact the Extension office prior to Judging Day to make special arrangements.

2021


cake decorating



4-H

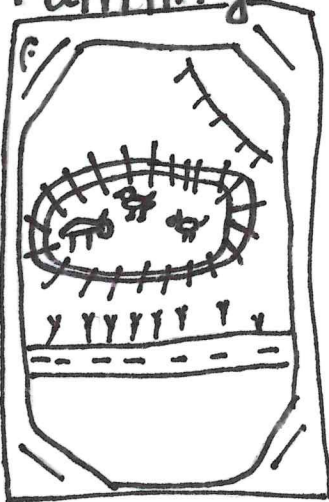


flower arranging




Opportunity

Painting

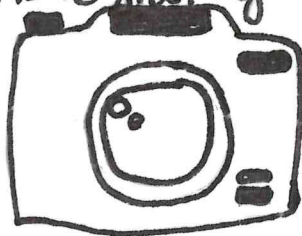


For All

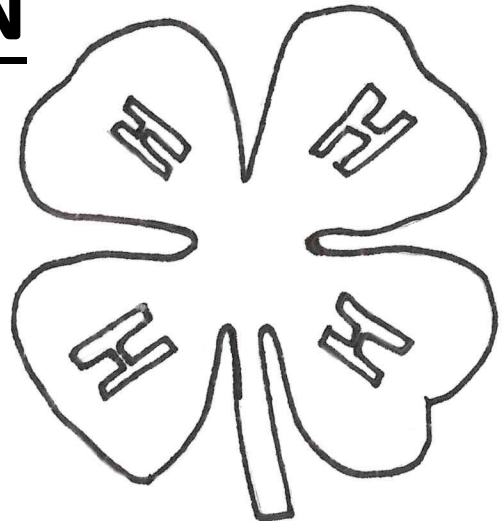
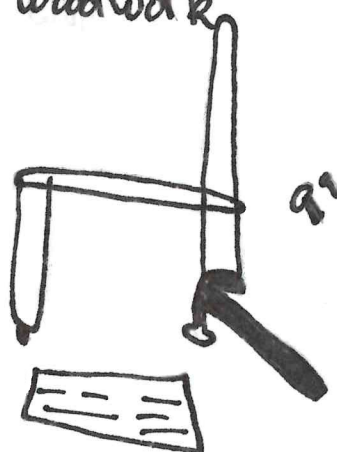


LIVESTOCK DIVISION

Photography



woodwork



Ezri Moore
21st Century

JO DAVIESS COUNTY 4-H FAIR

GENERAL LIVESTOCK RULES

ILLINOIS 4-H COVID-19 SOCIAL DISTANCING & SAFETY PRACTICES:

The following COVID-19 social distancing/safety practices reflect requirements of Illinois Department of Public Health and University of Illinois event guidelines. These mitigation protocols may be modified to reflect requirements of local public health department based on local conditions at the time of the event.

1. Face coverings are required for all youth, spectators, volunteers, and staff when within the defined 4-H event space (inside or outside)
2. Everyone in attendance will practice social distancing during the event, including maintaining six feet of separation (both indoors and outdoors) from those who are not in their households. To allow for social distancing, building and spectator capacity may be limited based on current public health department guidelines.
3. Handwashing and sanitizing stations will be provided throughout the venue.
4. Anyone who has experienced COVID-19 symptoms within the previous seven days is asked to stay home. COVID-19 symptoms include fever, cough, loss of taste or smell, or shortness of breath.

If any of these guidelines presents a challenge for you, please contact us directly at 815-858-2273. We are happy to discuss what accommodations are possible so that we can look for ways that all youth can safely participate in this event.

Illinois 4-H reserves the right to adjust or cancel events in the case of identified risk, such as changes in local COVID conditions or known instances of non-compliance with safety guidelines.

RULES:


1. Any 4-Her exhibiting *horses, rabbits, poultry, dogs, and/or cats* **MUST** attain the Quality Assurance & Ethics certification before **June 1** of the current year.
 - a. First-year exhibitors (regardless of age) in any of the named species who have never attained the Quality Assurance & Ethics certification must become certified. You only need to be certified once in your 4-H Career.
 - b. The certification is provided for you at <http://web.illinois.edu/qaec>. This certification is offered online only. You must be logged on to a computer and may not take it on your iPad or iPhone. If you do not have Internet access, you may contact the Extension Office and a computer will be provided for your use.
2. Youth Quality Care or Animals training is a livestock quality assurance program. All 4-Hers exhibiting *goats, beef, dairy, sheep, and/or swine* **MUST** attain the YQCA certification

each year. Youth may attend at least one face to face training or complete the online course. You may access the site at <https://yqca.learn-grow.io>

- a. The cost for the online training will be \$12 and \$3 for the face to face training. Youth must pre-pay and pre-register for the correct course using 4-H Online.
 - b. Youth must print two copies of their certificate once training is complete and return one copy to the Extension Office by **June 1** of the current year.
3. All animals will be released Wednesday of the 4-H Fair beginning 30 minutes after the conclusion of the Livestock Auction. If animals have not been loaded by 11 pm, they must wait until the following day. Those that choose to load Thursday are doing so with full knowledge that no Extension Staff member or Livestock Superintendent will be on the fairgrounds. Animals that remain at the fairgrounds after 11 pm on Wednesday will be there with no supervision.- **TAKE NOTE OF ALL CHANGES MADE FOR 2021 SHOWS.**
 4. When registering an animal, it must be registered in the name of the 4-H owner/exhibitor only; no partnership, farm, or co-ownerships will be allowed. All registration/ownership papers must be on the fairgrounds at the time of check-in for the show and be available for the Show Superintendent or his/her representatives to review. If an animal is registered and the papers are not on the fairgrounds, the 4-Her will be disqualified from showing.
 5. An exhibitor may enter 1 or 2 entries per class unless specified otherwise in the specific species section of this book. If two entries are made, another Jo Daviess County 4-Her must show the second entry. Only one premium, per exhibitor, per class, will be paid. For classes broken down further into sub-classes by weight, the weight class will pay one premium.
 6. All Livestock entries (beef, dairy, sheep, goats, swine, horses, rabbits, & poultry) must be submitted through Fairy Entry no later than the designated deadline of the current year.
 7. All animals must be the property of the 4-H member/exhibitor as certified by the signature of the 4-H member, his/her parents or guardian, and his/her 4-H leader, except for special leasing in the horse and dairy project areas.
 8. All weighing, tattooing, and tagging of any animal must be done using the correct format for each species. Please ask a 4-H Extension Staff, Superintendent, or a Committee member for the correct protocol for your species. Weighing, tattooing, and tagging will not be done at a separate time.
 9. All livestock exhibits should be on the fairgrounds by the check-in time set for that specific show. **NO EXCEPTIONS** will be made for late arrivals. Any 4-Her that does not arrive on time will not be allowed to cross the scale and will not be allowed to participate in the 4-H livestock auction with that species. 4-Hers may still exhibit their animal, however, this will be for exhibition only and will not be eligible for premiums or top awards. **-TAKE NOTE OF ALL CHANGES MADE FOR 2021 SHOWS.**
 10. Health and registration papers will be checked by designated personnel **BEFORE** trailers are allowed onto the fairgrounds to unload. Papers must be filled out completely, have the correct signatures, and be "in hand" at that time. Forgotten papers will result in no entry. **Health papers and a permanent tag are required for Beef, Swine, Sheep, Goats, and Dairy.**

11. Health Statements will be handed to the Superintendent upon arrival for Poultry and Rabbit at check-in.
12. The Fair Veterinarian will do an inspection of all animals as animals arrive.
13. Please check all health regulations pertaining to the livestock area in which you are exhibiting and have the proper papers on hand. The state of Illinois, Department of Agriculture, and Health Regulations for County Fairs will prevail, however, counties are allowed to add to the regulations. **NO EXCEPTIONS!**
14. Dairy must be owned or leased by the specific date listed on the "PROJECT DEADLINES FOR ENROLLMENTS, OWNERSHIPS, AND ID FORMS" sheet in this section.
15. Classes having fewer than four entries may be consolidated or may be dropped the next year at the discretion of the 4-H Extension Staff and the Show Superintendent.
16. If no entry in a class receives a blue ribbon rating, the award will be held.
17. No adults, except the Judge, the Superintendent, and those designated by the Superintendent to assist in the operation of the show, will be allowed in the show ring during judging unless a dangerous situation exists. **Absolutely NO ONE is allowed at the judges' table except the judge, the superintendent(s), and Extension Staff. The only exception to this rule is the Poultry Department (no show ring exists).**
18. Show spectators will **NOT** be allowed to set up chairs under the tent or around the arena for safety reasons. A designated area will be marked for those wishing to set up chairs. **–TAKE NOTE OF ALL CHANGES FOR 2021 SHOWS.**
19. All 4-Hers are responsible for cleaning up after their animals when they remove the animals from the barns. Please show respect for the show Superintendents and the Elizabeth Community Fair by cleaning up after your animals and yourself. Each exhibitor must thoroughly clean his/her pen(s) and place litter/manure in a designated area.
20. If exhibitors do not follow the above-listed rules or those listed in the individual sections, the Jo Daviess County 4-H Extension Staff will discuss the issue and determine the consequences. However, be aware that the maximum penalty for breaking rules within the livestock areas could mean an exemption from that show for up to three (3) years.
21. It will be up to the 4-H Extension Staff to determine if the 4-Her can replace an animal after the registration deadline if an accident or situation occurs with an animal that leaves an animal dead or injured. If this situation arises, the 4-Her must have registered that animal to show and must not have another animal registered to show in that same species.
22. The final decision in all matters relating to health and/or interpretation of the State of Illinois Livestock Industry Regulations shall be by a duly appointed Fair Veterinarian and Extension Staff.
23. **SHOWMANSHIP RULE:** 4-Hers will be allowed to sign-up for Showmanship classes on the day of the show and up to 15 minutes before the show begins. Superintendents will be in charge of Showmanship sign-up.

24. Showmanship classes do not pay premiums. Showmanship ages for all livestock areas will be based on the 4-H age, not the actual age of the 4-Her at the show. A 4-Her must show his/her own animal for Showmanship.
25. If the 4-H member is on the fairgrounds, they **MUST** show their animal, unless they are showing a different animal at the same time, at which time a fellow 4-Her may show the animal. Parents are **NOT** allowed to show any animals.
26. Guardians, siblings, and the exhibitor are the only persons allowed to help with fitting during the 4-H fair.
27. **OVERNIGHT PERMISSION FORM** is required for 4-H members to stay overnight at the 4-H Fair (when allowed) with their animals along with an updated Medical Form. Forms can be found in the back of the 4-H Fair Program Book and must be returned to the Extension office by the registration deadline. Adult Chaperones will need to also turn in this form along with completing the Overnight Chaperone Training at <http://web.extension.illinois.edu/4hchaperone/> and submit the certificate to the Extension Office. Training required recertification every year. Exhibitors and chaperones may stay overnight on Monday and Tuesday of the 4-H Fair. **-2021 EXHIBITORS WILL NOT BE ALLOWED TO STAY OVERNIGHT.**



BEEF (includes members enrolled in Beef)

ILLINOIS 4-H COVID-19 SOCIAL DISTANCING & SAFETY PRACTICES:

The following COVID-19 social distancing/safety practices reflect requirements of Illinois Department of Public Health and University of Illinois event guidelines. These mitigation protocols may be modified to reflect requirements of local public health department based on local conditions at the time of the event.

1. Face coverings are required for all youth, spectators, volunteers, and staff when within the defined 4-H event space (inside or outside)
2. Everyone in attendance will practice social distancing during the event, including maintaining six feet of separation (both indoors and outdoors) from those who are not in their households. To allow for social distancing, building and spectator capacity may be limited based on current public health department guidelines.
3. Handwashing and sanitizing stations will be provided throughout the venue.
4. Anyone who has experienced COVID-19 symptoms within the previous seven days is asked to stay home. COVID-19 symptoms include fever, cough, loss of taste or smell, or shortness of breath.

If any of these guidelines presents a challenge for you, please contact us directly at 815-858-2273. We are happy to discuss what accommodations are possible so that we can look for ways that all youth can safely participate in this event.

Illinois 4-H reserves the right to adjust or cancel events in the case of identified risk, such as changes in local COVID conditions or known instances of non-compliance with safety guidelines.

NOTE: An exhibitor may enter up to two entries per class. If two entries are made, the second entry must be shown by another Jo Daviess County 4-Her. Only one premium per class will be paid.

1. All exhibitors must have their animal's health papers checked by designated personnel **BEFORE** any trailers are allowed onto the fairgrounds.
2. The Fair Veterinarian will do an inspection Tuesday evening of the 4-H Fair.- **NOTE DAY CHANGE 2021**
3. Beef will be weighed in on Tuesday beginning at 8 pm of the fair and class size will be determined by Superintendents after weigh-in concludes at the 4-H Fair. NOTE: All steers will be shown by weight. **NEW PROCEDURE FOR 2021- NOTE ANY CHANGES MADE TO THIS PROCEDURE.**
4. All calves to be shown in market classes and compete for Rate of Gain must have been weighed and tattooed during the Jo Daviess County 4-H Beef Weigh-in by the Beef Superintendents.
5. Exhibitor must show his or her own animal for Showmanship.
6. Showmanship age is determined by 4-H age, not the actual age of the 4-H'er.
7. No false tail heads or unapproved grooming practices will be allowed.
8. The 4-Her must be present or is responsible for having their steers weighed.
9. Steers and market heifers must have been born on or after January 1 of the previous year.
10. Breeding classes will be divided by age level.
11. Superintendents reserve the right to combine classes if numbers are not sufficient.
12. Only the Judge, the Superintendent, those designated as assistants by the Superintendent, and the 4-Hers who are exhibiting are allowed in the show ring during judging.
13. If an animal is found to be in the wrong class, the 4-H Extension Staff will check the original registration and work with the Superintendent to determine what class(es) that animal will show in.

14. All Jo Daviess County 4-H and State Fair Livestock Exhibit Rules and Health Requirements must be adhered to. It is your responsibility to read these sections, which are located at the end of the Jo Daviess County 4-H Program Book.
15. Fitting is allowed but not required.
16. Only guardians, siblings and the exhibitor is allowed to fit their animal for show.

BREEDING BEEF CLASSES

Heifer Calf (born September 1, 2020 to March 31, 2021)

Yearling Heifer (born July 1, 2019 to August 2020)

Cow & Calf Pair (calf must have been born on or after Jan. 1, 2021; calf can be either male or female)

MARKET BEEF CLASSES

Classes will be determined by weight. Classes will be organized after weigh-in.

SHOWMANSHIP CLASSES

Junior Showmanship	8-11 year olds
Intermediate Showmanship	12-15 year olds
Senior Showmanship	16-18 year olds

Junior, Intermediate, and Senior Showmanship classes will be the last classes of the show. 4-Hers will lead a dressed animal into the ring. Judging will be based on the presentation of the animal, knowledge of the project, and personal appearance.

Exhibitors interested in participating in showmanship must sign up during beef weigh-in or before the start of the Beef Show.

No PREMIUMS will be given for showmanship.



BEEF BUCKET CALF – Must bring completed project record

Bucket calves DO NOT have to weigh in but must be checked in at the same time as beef.

Age 8-10 years

Age 11-12 years

ILLINOIS 4-H COVID-19 SOCIAL DISTANCING & SAFETY PRACTICES:

The following COVID-19 social distancing/safety practices reflect requirements of Illinois Department of Public Health and University of Illinois event guidelines. These mitigation protocols may be modified to reflect requirements of local public health department based on local conditions at the time of the event.

1. Face coverings are required for all youth, spectators, volunteers, and staff when within the defined 4-H event space (inside or outside)
2. Everyone in attendance will practice social distancing during the event, including maintaining six feet of separation (both indoors and outdoors) from those who are not in their households. To allow for social distancing, building and spectator capacity may be limited based on current public health department guidelines.
3. Handwashing and sanitizing stations will be provided throughout the venue.
4. Anyone who has experienced COVID-19 symptoms within the previous seven days is asked to stay home. COVID-19 symptoms include fever, cough, loss of taste or smell, or shortness of breath.

If any of these guidelines presents a challenge for you, please contact us directly at 815-858-2273. We are happy to discuss what accommodations are possible so that we can look for ways that all youth can safely participate in this event.

Illinois 4-H reserves the right to adjust or cancel events in the case of identified risk, such as changes in local COVID conditions or known instances of non-compliance with safety guidelines.

NOTE: An exhibitor may enter up to two entries per class. If two entries are made, the second entry must be shown by another Jo Daviess County 4-Her. Only one premium per class will be paid.

RULES:

1. All Beef Bucket Calf projects must be on the grounds by **the designated time.**
2. **Completed 4-H Beef Bucket Calf Project Record sheets need to be turned into the Beef Superintendents at the registration table prior to the 8:00 a.m. deadline on Wednesday of the Fair. This will take place at the registration table located in the show ring. You may find this form online at <http://web.extension.illinois.edu/jsw>.**
3. Obtain a calf born between January 1 and April 10 of the current year.
4. The calf may be an orphan or newborn calf, male or female, purebred beef or beef cross, fed on bucket or bottle - **CANNOT be a dairy cross.** The calf should be at least 90 days old when shown.
5. 4-Hers are limited to one (1) calf only.

6. Calves will be shown on a halter.
7. Bucket calves will be shown only ONCE - either Bucket Calf or Calf classes above (Heifer or Bull (not castrated)) - **NOT BOTH.**
8. Final ranking will be based on 4-Hers knowledge of the calf (50%), completed record sheets (25%), and general health and appearance of the calf (25%).
9. **Grooming with adhesives, etc., and clipping are prohibited. Calf just needs to be washed and clean.**
10. Project calves must be bottle or bucket-fed only; they **cannot** still be nursing.
11. Bucket calf exhibitors must be familiar with all BEEF RULES AND PROCEDURES.

NOTE: All Purebred animals must be registered solely in the 4-Hers name (not a sibling or farm name). All papers MUST be on the fairgrounds and WILL BE checked. If papers are not on fairgrounds, the 4-Her will be disqualified from showing.



CATS (includes members enrolled in Cats)

ILLINOIS 4-H COVID-19 SOCIAL DISTANCING & SAFETY PRACTICES:

The following COVID-19 social distancing/safety practices reflect requirements of Illinois Department of Public Health and University of Illinois event guidelines. These mitigation protocols may be modified to reflect requirements of local public health department based on local conditions at the time of the event.

1. Face coverings are required for all youth, spectators, volunteers, and staff when within the defined 4-H event space (inside or outside)
2. Everyone in attendance will practice social distancing during the event, including maintaining six feet of separation (both indoors and outdoors) from those who are not in their households. To allow for social distancing, building and spectator capacity may be limited based on current public health department guidelines.
3. Handwashing and sanitizing stations will be provided throughout the venue.
4. Anyone who has experienced COVID-19 symptoms within the previous seven days is asked to stay home. COVID-19 symptoms include fever, cough, loss of taste or smell, or shortness of breath.

If any of these guidelines presents a challenge for you, please contact us directly at 815-858-2273. We are happy to discuss what accommodations are possible so that we can look for ways that all youth can safely participate in this event.

Illinois 4-H reserves the right to adjust or cancel events in the case of identified risk, such as changes in local COVID conditions or known instances of non-compliance with safety guidelines.

RULES:

1. 4-H members may show two (2) cats, but each must be entered in a different class.
2. Cats should remain in cages or on a leash until showtime.
3. Exhibitors **MUST** show proof of their cat's current rabies and distemper vaccination. Vaccinations must be done at least one week before the Fair. Boosters may be done closer to the show if necessary but must bring proof of original shots. **THESE PAPERS WILL BE CHECKED DURING REGISTRATION! NO EXCEPTIONS WILL BE MADE.**
4. Cats are to be on the fairgrounds the day of judging only.
5. Cats over 8 months old should be shown in Cat classes, not Kitten class.
6. Parents should not interrupt the Judge during the conference judging with the member.
7. Cats will be judged on the following criteria:
 - a. Physical condition - the condition of eyes, ears, coat, body, teeth, gums, and leg structure.
 - b. Cleanliness and presentation - grooming must be done:
 - nails must be clipped
 - ears should be clean and must be free of mites and infections
 - cats must be free of fleas and skin disorders
 - cats should be bathed
 - Temperament - calm and receptive to judging procedures.
 - Appearance - good health, alert, and graceful movement.
 - Feel - size and shape of the bone structure, muscle tone, and confirmation.
 - Cats with dirty ears or eyes or unclipped nails will NOT receive a blue ribbon.
8. Kittens under 4 months of age are not eligible to be exhibited.

9. NO pregnant or nursing cats are allowed for the safety of the cat and her kittens will be allowed to show.
10. **All Jo Daviess County and State Fair Livestock Exhibit Rules and Health Requirements must be adhered to. It is your responsibility to read these sections, which are located at the end of the Jo Daviess County 4-H Program.**

- | | |
|---------------------------------|--|
| 1 Long Hair, Female | 5 Short Hair, Male |
| 2 Long Hair, Male | 6 Short Hair, Neutered or Spayed |
| 3 Long Hair, Neutered or Spayed | 7 Kittens, Male or Female - age 4-8 months |
| 4 Short Hair, Female | |



“Through your emphasis on
head, heart, hands, and health
you are making a valuable
contribution to our country’s
welfare and progress.”

President John F. Kennedy

CAVY AND SMALL PET SHOW: (includes all members enrolled in the Small Pet or Guinea Pig project)

ILLINOIS 4-H COVID-19 SOCIAL DISTANCING & SAFETY PRACTICES:

The following COVID-19 social distancing/safety practices reflect requirements of Illinois Department of Public Health and University of Illinois event guidelines. These mitigation protocols may be modified to reflect requirements of local public health department based on local conditions at the time of the event.

1. Face coverings are required for all youth, spectators, volunteers, and staff when within the defined 4-H event space (inside or outside)
2. Everyone in attendance will practice social distancing during the event, including maintaining six feet of separation (both indoors and outdoors) from those who are not in their households. To allow for social distancing, building and spectator capacity may be limited based on current public health department guidelines.
3. Handwashing and sanitizing stations will be provided throughout the venue.
4. Anyone who has experienced COVID-19 symptoms within the previous seven days is asked to stay home. COVID-19 symptoms include fever, cough, loss of taste or smell, or shortness of breath.

If any of these guidelines presents a challenge for you, please contact us directly at 815-858-2273. We are happy to discuss what accommodations are possible so that we can look for ways that all youth can safely participate in this event.

Illinois 4-H reserves the right to adjust or cancel events in the case of identified risk, such as changes in local COVID conditions or known instances of non-compliance with safety guidelines.

PUREBRED CAVIES CLASSES: Silkie Satin, Silkie, Texel, Peruvian, Satin Peruvian, Coronet, Abyssinian, Abyssinian Satin, American, American Satin, Teddy, Teddy Satin and White Crested

Boars and Sows

Jr. Class: up to 4 months, minimum weight 12 oz., max weight 22 oz.

Int. Class: up to 6 months and over 22 oz., max weight 32 oz.

Sr. Class: over 6 months of age and over 22 oz.

Your cavy must meet the Standard for that breed to be shown in the Purebred Class if it doesn't meet the Standard it may be shown in a small pet class.

SMALL PET CLASSES:

1. Gerbils
2. Chinchillas
3. Hedgehogs
4. Pet Cavy (not purebred cavies)

Members are allowed to show a maximum of 2 entries per class, but premiums will be only paid for one entry per class.

ALL CAVIES AND SMALL PET ENTRIES MUST BE REGISTERED THROUGH THE FAIR ENTRY SYSTEM.

DAIRY (includes members enrolled in Dairy Cattle)

NOTE: An exhibitor may enter one or two entries per class. If two (2) entries are made, the second entry must be shown by another Jo Daviess County 4-Her. Only one premium per class will be paid.

ILLINOIS 4-H COVID-19 SOCIAL DISTANCING & SAFETY PRACTICES:

The following COVID-19 social distancing/safety practices reflect requirements of Illinois Department of Public Health and University of Illinois event guidelines. These mitigation protocols may be modified to reflect requirements of local public health department based on local conditions at the time of the event.

1. Face coverings are required for all youth, spectators, volunteers, and staff when within the defined 4-H event space (inside or outside)
2. Everyone in attendance will practice social distancing during the event, including maintaining six feet of separation (both indoors and outdoors) from those who are not in their households. To allow for social distancing, building and spectator capacity may be limited based on current public health department guidelines.
3. Handwashing and sanitizing stations will be provided throughout the venue.
4. Anyone who has experienced COVID-19 symptoms within the previous seven days is asked to stay home. COVID-19 symptoms include fever, cough, loss of taste or smell, or shortness of breath.

If any of these guidelines presents a challenge for you, please contact us directly at 815-858-2273. We are happy to discuss what accommodations are possible so that we can look for ways that all youth can safely participate in this event.

Illinois 4-H reserves the right to adjust or cancel events in the case of identified risk, such as changes in local COVID conditions or known instances of non-compliance with safety guidelines.

RULES:

1. Please note general rules for livestock ownership, health, etc. All rules will be adhered to.
2. Each 4-H exhibitor must have his/her own water tank or bucket unless other arrangements are made with the Superintendent before the show.
3. Calves and Heifers must be owned by **June 1** of the current 4-H year. Grade dairy identification forms must accompany the cattle to the fair. These forms will be checked before entry on the fairgrounds.
4. All cows in milk must show in cow classes and must be owned by **January 1** of the current year.
5. Registered animals must be in the 4-Hers name only.
6. Follow the show ethics guidelines; violators will be disqualified from showing. Decisions on this issue will be made by 4-H Extension Staff and Show Superintendent together.
7. Top Exhibitor/Herdsman award will be judged by the Superintendent and not announced until just before the release of animals. This award will be presented only if the Dairy Superintendent feels there is a deserving recipient. This award will go to someone who contributes to the Dairy Industry

by sharing knowledge with others, supports young members, and personifies 4-H and Dairy standards and ethics.

8. All clipping, grooming, and preparation of Dairy animals will be done by a guardian/sibling AND 4-H member only.
9. There is a Dairy Leasing Program available for 4-Hers who do not own Dairy cattle. Contact the Extension Office for leasing forms. All lease forms for cows/heifers are due by **January 1** of the current 4-H year.
10. Only first place animals will come back for the Champion classes unless the judge specifies otherwise
11. **All Jo Daviess County and State Fair Livestock Exhibit Rules and Health Requirements must be adhered to. It is your responsibility to read these sections, which are located at the end of Jo Daviess County 4-H Program Book.**
12. All exhibitors must have their animal's health papers checked by designated personnel **BEFORE** any trailers are allowed onto the fairgrounds. Forgotten or incomplete papers will result in no entry until the situation is rectified.
13. The Fair Veterinarian will do an inspection.

DAIRY SHOWMANSHIP

- **Junior Showmanship - 8-13 years**
- **Senior Showmanship - 14-18 years**

Exhibitors interested in participating in showmanship must sign up for that class at the beginning of the Dairy Show.

No PREMIUMS will be given for showmanship.

Showmanship age is determined by 4-H age, not the actual age of the 4-Her.

DAIRY CLASSES

Ayrshire	Brown Swiss	Guernsey	Holstein	Jersey	Milking Shorthorn
----------	-------------	----------	----------	--------	-------------------

Heifer Calf

Born September 1, 2020- March 31, 2021

Yearling

Born September 1, 2018 - Aug. 31, 2020

Cow:

Two Year Old

Born Sept. 1, 2018- August 31, 2019

Three-Four Year Old

Born Sept. 1, 2016- August 31, 2018

5 Year and up -Aged Cow

Born before August 31, 2015

DOG (for members enrolled in the Dog)

Show Order: Obedience (Beginner to Advance) Showmanship Grooming & Maintenance Costume

ILLINOIS 4-H COVID-19 SOCIAL DISTANCING & SAFETY PRACTICES:

The following COVID-19 social distancing/safety practices reflect requirements of Illinois Department of Public Health and University of Illinois event guidelines. These mitigation protocols may be modified to reflect requirements of local public health department based on local conditions at the time of the event.

1. Face coverings are required for all youth, spectators, volunteers, and staff when within the defined 4-H event space (inside or outside)
2. Everyone in attendance will practice social distancing during the event, including maintaining six feet of separation (both indoors and outdoors) from those who are not in their households. To allow for social distancing, building and spectator capacity may be limited based on current public health department guidelines.
3. Handwashing and sanitizing stations will be provided throughout the venue.
4. Anyone who has experienced COVID-19 symptoms within the previous seven days is asked to stay home. COVID-19 symptoms include fever, cough, loss of taste or smell, or shortness of breath.

If any of these guidelines presents a challenge for you, please contact us directly at 815-858-2273. We are happy to discuss what accommodations are possible so that we can look for ways that all youth can safely participate in this event.

Illinois 4-H reserves the right to adjust or cancel events in the case of identified risk, such as changes in local COVID conditions or known instances of non-compliance with safety guidelines.

RULES:

1. Exhibitors shall be limited to one (1) entry in each class.
2. **Every 4-Her who plans to show a dog at the Jo Daviess County 4-H Dog Show or any other dog event must turn in an ownership form to the Extension Office by June 1 of the current 4-H year. NO 4-Her will be allowed to show in the dog project area without this form on file.**
3. Dogs may be a purebred or mixed breed.
4. A dog being shown in the dog obedience project must be trained by and belong to the exhibitor or a member of his/her immediate family.
5. Two children from the same family may show the same dog; however, the dog must be shown in different classes. The same dog **cannot** be shown in two different classes within Obedience, Grooming & Maintenance, or Showmanship. (i.e. one child can show in Obedience and one child can show in Showmanship.)
6. All dogs may show in the Showmanship class.
7. Beginner Class I is for inexperienced handlers and inexperienced dogs only.

SHOWMANSHIP:

- 22. **Showmanship will now include Grooming & Maintenance.** Showmanship classes are to be judged based on appearance, the performance of the exhibitor, health of the dog and knowledge the exhibitor has about his/her dog. Judging is not on the dog's conformation.
- 23. Both purebreds and mixed breeds will be exhibited together. Judging is not on the dog's conformation.
- 24. Showmanship age is determined by 4-H age, not the actual age of the 4-Her. A 4-Her must show their own animal in Showmanship.
- 25. ALL exhibitors will be expected to show in a Showmanship class.
- 26. A slip neck leash should be used for showmanship classes.

OTHER:

- 27. Special concerns not covered by these rules will be acted upon by the Dog Superintendent and a 4-H Extension Staff member, according to State rules.
- 28. County rules are consistent with State rules, with the addition of the following State Fair only rules:
 - a. Exhibitors must bring a score sheet signed by the Judge of the County 4-H Show.
 - b. A handler cannot show in the Beginner, Graduate Beginner, or Novice class for more than one year at the State Fair.
 - c. Female dogs in season CANNOT participate in the State Fair Show.
 - d. Dogs must have a qualifying score to receive premiums, ribbons, and awards.
 - e. Special concerns not covered by these rules will be acted upon by the Superintendent and members of the State 4-H Dog Obedience Advisory Committee.
- 29. STATE 4-H DOG SHOW DATE: SATURDAY, August 24, 2019 (One day show)
To be held at Granny Rose K-9 Enrichment Center – 613 River Lane, Dixon, IL 61021.

DOG OBEDIENCE CLASSES

If a 4-H'er and his/her dog receive a qualifying score in Beginner Class I, they then move to Graduate Beginner Class. If a 4-H'er and his/her dog do not receive a qualifying score in Beginner Class I, they move to Beginner Class II, etc.

540401 Beginner Novice I- For new handlers and inexperienced dogs the first time in obedience program only. Exercises done on a leash should be 6-foot and made of canvas, leather, or nylon:

- 1. Heel on Leash (forward, halt, right turn, left turn, slow, normal, and fast). The last order signifies that the handler and dog must break pace. These orders may be given verbally or by utilizing posted signs.....Maximum points 40
- 2. Figure Eight (on Leash).....Maximum points 40
- 3. Sit for Exam (on Leash)Maximum points 40
- 4. Sit Stay (walk around ring)..... Maximum points 40
- 5. Recall (off-leash front/no finish).....Maximum points 40

50402 Beginner Novice II - For experienced handlers and inexperienced dogs or experienced dogs with inexperienced handlers. The person handling and training the dog must enter this class if he/she has previously shown in Beginner Novice I. Exercises done on a leash should be 6-foot and made of canvas, leather, or nylon:

1. Heel on Leash (forward, halt, right turn, left turn, slow, normal, and fast). The last order signifies that the handler and dog must break pace. These orders may be given verbally or by utilizing posted signs.....Maximum points 40
2. Figure Eight (on Leash).....Maximum points 40
3. Sit for Exam (on Leash)Maximum points 40
4. Sit Stay (walk around .ing).....Maximum points 40
5. Recall (off-leash front/no finish).....Maximum points 40

NOTE: If a 4-Her and his/her dog receive a qualifying score in Beginner Novice II, they then move to Pre Novice. If a 4-Her and his/her dog do not receive a qualifying score in Beginner Novice II, they stay in Beginner Novice II.

50403 Preferred Novice- For dogs that have qualified in either Beg Novice I or Beg Novice II. A sharp line leash is recommended. Exercises are as follows:

1. Heel on Leash and Figure 8Maximum points 40
2. Stand for Examination (off-leash)Maximum points 30
3. Heel Free (off-leash)..... Maximum points 40
4. Recall (off-leash with finish)Maximum points 30
5. Sit or Down Stay-Walk around the Ring.....Maximum points 30
6. Sit Stay-Get Your Leash (off-leash).....Maximum points 30

50404 Novice- Novice is for dogs that have qualified in Pre Novice. Exercises are as follows:

1. Heel on Leash and Figure 8 (on leash).....Maximum points 40
2. Stand for Examination (off-leash)Maximum points 30
3. Heel Free (off-leash).....Maximum points 40
4. Recall (off-leash).....Maximum points 30
5. Sit Stay – Get your leash (off-leash).....Maximum points 30
6. Group Exercise – Sit & down Stay (on leash).....Maximum points 30

50405 Graduate Novice- Graduate Novice is for dogs that have qualified in Novice Class. Exercises are as follows:

1. Heel Free and Figure 8 (off-leash).....Maximum points 40
2. Drop on recall.....Maximum points 40
3. Dumbbell RecallMaximum points 30
4. Recall over High Jump.....Maximum points 30
5. Recall over Broad Jump.....Maximum points 30
6. Stay-Get your leash (sit, down).....Maximum points 30

50406 Preferred Open- Pre Open is for dogs that have qualified in Graduate Novice. Exercises are as follows:

1. Heel Free and Figure 8.....Maximum points 40
2. Command Discrimination (stand, down, sit).....Maximum points 30
3. Drop on recall.....Maximum points 30
4. Retrieve on Flat.....Maximum points 20
5. Retrieve over High Jump.....Maximum points 30

6. Broad JumpMaximum points 20
7. Stay-Get your leash (sit, down).....Maximum points 30

50407 Open- Open is for dogs that have qualified in Pre Open. Exercises are as follows:

1. Heel Free and Figure 8.....Maximum points 40
2. Command Discrimination (stand, down, sit).....Maximum points 30
3. Drop on Recall.....Maximum points 30
4. Retrieve on Flat.....Maximum points 20
5. Retrieve over High Jump.....Maximum points 30
6. Broad JumpMaximum points 20
7. Stay-Get your leash (sit, down).....Maximum points 30

50408 Graduate Open- Graduate Open class is for dogs that have qualified in Open.

Exercises are as follows:

1. Signal Exercise.....Maximum points 40
2. Scent DiscriminationMaximum points 30
3. Go Out.....Maximum points 30
4. Directed JumpingMaximum points 40
5. Moving Stand and Examination.....Maximum points 30
6. Directed RetrieveMaximum points 30

50409 Preferred Utility- Preferred Utility is for dogs which have qualified in Graduate Open

Exercises are as follows:

1. Signal Exercise.....Maximum points 40
2. Scent Discrimination Article #1.....Maximum points 30
3. Scent Discrimination Article #2.....Maximum points 30
4. Directed RetrieveMaximum points 30
5. Moving Stand and Examination.....Maximum points 30
6. Directed JumpingMaximum points 40

50410 Utility- Utility is for dogs that have qualified in Pre Utility.

Exercises are as follows:

1. Signal Exercise.....Maximum points 40
2. Scent Discrimination Article #1.....Maximum points 30
3. Scent Discrimination Article #2.....Maximum points 30
4. Directed RetrieveMaximum points 30
5. Moving Stand and Examination.....Maximum points 30
6. Directed JumpingMaximum points 40

COSTUME CLASS (not state fair eligible)

Dog and 4-H'er – all ages and experience levels. This is a fun class where the 4-H'er dresses up themselves and his/her dog in costume. Class Winner ribbons will be awarded for each category and overall Champion/Reserve Champion will be awarded.

- Cutest dog
- Funniest dog
- Most creatively dressed dog

**No premiums will be awarded for costume class.

STATE FAIR RULES:

Note: County rules are consistent with State rules, with the addition of the following State Fair only rules:

1. Exhibitors must bring a score sheet signed by the Judge of the County 4-H Show.
2. A handler cannot show in the Beginner, Graduate Beginner, or Novice class for more than one year at the State Fair.
3. Female dogs in season **CANNOT** participate in the State Fair Show.
4. Dogs must have a qualifying score to receive premiums, ribbons, and trophies.
5. Special concerns not covered by these rules will be acted upon by the Superintendent and members of the State 4-H Dog Obedience Advisory Committee.

RALLY CLASSES (Updated to match new classes at State)

Dog and handler teams navigate a course with numbered signs indicating different exercises to perform. Teams navigate the course at a brisk, continuous performance without direction from the judge. Handlers are encouraged to talk to their dogs during the performance.

PREREQUISITE: AT LEAST ONE YEAR OF OBEDIENCE PRIOR.

1. Dog/Handler team must receive a qualifying score of 70 out of 100 to compete at the state level.
2. The event will be timed. In the event of a tie score, the fastest time will break the tie.
3. A Dog/Handler team must receive 3 qualifying scores before advancing to the next level.
4. Rally rings will be between 2000 x 3000 square feet with a minimum width of 30 feet.
5. Unless otherwise noted, the handler may speak to the dog, pat their leg, or clap their hands to encourage.

RALLY NOVICE

10-15 signs are used (not including start and finish). 3-7 of the signs must be “stationary” signs. Performed on a leash.

RALLY INTERMEDIATE

12-17 signs are used (not including start and finish). 3-7 of the signs must be “stationary” signs. At least 3 “advanced” signs. Performed on a leash.

RALLY ADVANCED

12-17 signs are used (not including start and finish). 3-7 of the signs must be “stationary” signs. At least 3 “advanced” signs. The dog must jump once. Performed off-leash. Rally Excellent 15-20 signs are used (not including start, finish, or call marker). The dog must jump twice. 2 or more of the signs must be “advanced” signs. 3 or more of the signs must be “excellent” signs. Must include a “Sit Stay” sign. Performed off-leash. Cannot pat leg or clap hands for encouragement.

RALLY SCORING:

70-100 = A (Blue Ribbon)

50-69 = B (Red Ribbon)

< 50 = C (White Ribbon)

SHOWMANSHIP CLASSES (ALL exhibitors are expected to show in Showmanship)

- Exhibitors will be judged on handling skill, knowledge of breed standards of their dog, dog show terminology and elementary dog anatomy. The judge has the right to question exhibitors in one or all of these areas.
- Dogs will be judged on cleanliness, general health, and grooming.
- Purebred and non-purebred dogs are eligible for this class. The breed of dog has no bearing on judging or placement.
- A dog eligible for Showmanship that must be withdrawn for good and sufficient reason (a female in season or veterinarian excuse) may be replaced by another dog owned by the handler or the family. This must be made in writing (giving the reason) at the beginning of the show.
- Judge's decisions are final.

50410 Junior Showmanship- For handlers 8-13 years of age as of September 1 of the current 4-H year. A Champion in this class will stay in this class until he/she is old enough to advance to the next level.

50411 Senior Showmanship- For handlers 14 years of age and older as of September 1 of the current 4-H year. A Champion in this class will stay in this class until he/she is no longer a member.



GOATS (for youth enrolled in Dairy Goat **AND/OR** Meat Goat)

ILLINOIS 4-H COVID-19 SOCIAL DISTANCING & SAFETY PRACTICES:

The following COVID-19 social distancing/safety practices reflect requirements of Illinois Department of Public Health and University of Illinois event guidelines. These mitigation protocols may be modified to reflect requirements of local public health department based on local conditions at the time of the event.

1. Face coverings are required for all youth, spectators, volunteers, and staff when within the defined 4-H event space (inside or outside)
2. Everyone in attendance will practice social distancing during the event, including maintaining six feet of separation (both indoors and outdoors) from those who are not in their households. To allow for social distancing, building and spectator capacity may be limited based on current public health department guidelines.
3. Handwashing and sanitizing stations will be provided throughout the venue.
4. Anyone who has experienced COVID-19 symptoms within the previous seven days is asked to stay home. COVID-19 symptoms include fever, cough, loss of taste or smell, or shortness of breath.

If any of these guidelines presents a challenge for you, please contact us directly at 815-858-2273. We are happy to discuss what accommodations are possible so that we can look for ways that all youth can safely participate in this event.

Illinois 4-H reserves the right to adjust or cancel events in the case of identified risk, such as changes in local COVID conditions or known instances of non-compliance with safety guidelines.

RULES:

1. An exhibitor may enter up to two entries per class. If two entries are made, the second entry must be shown by another Jo Daviess County 4-Her. Only one premium per class will be paid.
2. All exhibitors must have their animal's health papers checked by designated personnel **BEFORE** any trailers are allowed onto the fairgrounds.
3. The Fair Veterinarian will do an inspection.
4. Goats originating from a flock that has been previously classified as either an infected or source flock can be exhibited in Illinois upon the completion of an approved flock plan.
5. Please note general rules for livestock ownership, health, etc. See Exhibitor Livestock Requirements for County Fairs for health information.
6. No Pygmy/Dairy cross goats can be exhibited in Other Small Meat Breeds they must be exhibited in the Commercial/Crossbred class.
7. Dairy/Meat goat crosses will be shown in Commercial/Crossbred Meat Goat classes.
8. Dairy goats must be groomed (shaved) properly.
9. Trimming goats is acceptable, but not required to exhibit.
10. Animals must be present at check-in time. If you do not check-in at the designated time and your animal is not present, you will not be allowed to exhibit. **NO EXCEPTIONS!**

11. Individual identification of each animal shall be by an ear tattoo or official metal or plastic tag. If microchipped ID then a scanner must be provided by the owner.
12. The Certificate of Veterinary Inspection must include the statement, "The goats listed above were not exhibiting clinical signs of scrapies at the time of examination."
13. Goats are to be accompanied by registration papers if they are purebred. Purebred animals must have registration papers in the exhibitor's name.
14. Showmanship age is determined by 4-H age, not the actual age of the 4-Her.

SHOWMANSHIP CLASSES

Jr. Showmanship: 8-13 yrs
Sr. Showmanship: 14-18 yrs

*Exhibitors wishing to participate in Showmanship will sign up during Goat Weigh-In or prior to the start of the Goat Show.

CLASSES

MEAT GOAT

- Jr. Doe (less than 1 yr.)
- Sr. Doe (greater than 1 yr.)
- Wether
- Commercial/Crossbred Jr. Doe (less than 1 yr.)
- Commercial/Crossbred Sr. Doe (greater than 1 yr.)
- Commercial/Crossbred Wether

OTHER SMALL MEAT BREEDS

- Jr. Doe (less than 1 yr.)
- Sr. Doe (greater than 1 yr.)
- Wether

DAM & DAUGHTER

Any age, owned by one exhibitor

DAIRY GOAT

- Jr. Doe (less than 1 yr.)
- Sr. Doe (greater than 1 yr.)
- Wether

All Jo Daviess County and State Fair Livestock Exhibit Rules and Health Requirements must be adhered to. It is your responsibility to read these sections which are located at the end of Jo Daviess County 4-H Program Book.

HORSE & PONY (for members enrolled in Horse)

***YOU MUST HAVE YOUR LEASE/OWNERSHIP AND GUIDES & POLICIES PAPERS INTO THE EXTENSION OFFICE BY THE MAY 1 DEADLINE. 4-HERS MUST ALSO HAVE A MEDICAL RELEASE AND THE 4-H LIABILITY WAIVER ON FILE AT THE EXTENSION OFFICE.**

ILLINOIS 4-H COVID-19 SOCIAL DISTANCING & SAFETY PRACTICES:

The following COVID-19 social distancing/safety practices reflect requirements of Illinois Department of Public Health and University of Illinois event guidelines. These mitigation protocols may be modified to reflect requirements of local public health department based on local conditions at the time of the event.

1. Face coverings are required for all youth, spectators, volunteers, and staff when within the defined 4-H event space (inside or outside)
2. Everyone in attendance will practice social distancing during the event, including maintaining six feet of separation (both indoors and outdoors) from those who are not in their households. To allow for social distancing, building and spectator capacity may be limited based on current public health department guidelines.
3. Handwashing and sanitizing stations will be provided throughout the venue.
4. Anyone who has experienced COVID-19 symptoms within the previous seven days is asked to stay home. COVID-19 symptoms include fever, cough, loss of taste or smell, or shortness of breath.

If any of these guidelines presents a challenge for you, please contact us directly at 815-858-2273. We are happy to discuss what accommodations are possible so that we can look for ways that all youth can safely participate in this event.

Illinois 4-H reserves the right to adjust or cancel events in the case of identified risk, such as changes in local COVID conditions or known instances of non-compliance with safety guidelines.

RULES:

1. All horses & ponies and any foal over 6 months must have a current Coggins test. You **MUST** bring a copy of your Coggins paperwork to the 4-H Show and they **MUST** be reviewed before unloading animal(s). **THE COGGINS TEST IS GOOD FOR ONE (1) YEAR. WITHOUT PAPERS YOU WILL NOT BE PERMITTED TO SHOW - NO EXCEPTIONS!**
2. **Each exhibitor is responsible to know what classes they are in and when to be ready for those classes. Be ready at the show arena gate at the conclusion of the previous class.**
3. The 4-H Judge will talk with each 4-Her after each class. This is 4-H and we want all 4-Hers to learn from the show experience.
4. If a 4-Her is showing only one (1) horse, then the 4-Her may only show in one (1) halter class except for Showmanship.
5. Showmanship age is determined by 4-H age, not the actual age of the 4-Her.

6. All horses must be clean and well mannered.
7. An exhibitor may show more than one breed but is limited to one entry per class.
8. A yearling is a 2020 product.
9. Open refers to both registered and grade animals.
10. No stallions may be exhibited in 4-H. Suckling foals, horses, mules, donkeys, and ponies are accepted.
11. A suitable show halter or bridle is necessary to control the animal and should be used in all classes at hand.
12. In Equitation classes, the rider will be judged. In Horsemanship, the ability to control the animal through various gaits required (walk, trot, and/or cantor) and suitability of the animal and equipment of the rider will be considered. Chaps are permitted for Western Equitation and Western Pleasure. Animals may be shown either English or Western Saddle.
13. Ponies are 56" and under. Ponies will be measured before the show.
14. In all classes, 4-H'ers must wear proper attire. Junior horses may be shown in Bosal or Snaffle. Chaps are optional. Relaxed attire will be acceptable during Gaming Classes, (i.e. t-shirts, long pants, and boots). **In all classes except the costume class, heeled shoes or boots are required.**
15. Approved protective headgear, with safety harness, fastened and buckled, IS REQUIRED FOR ALL RIDERS WHENEVER MOUNTED – **NO EXCEPTIONS!** Helmets must meet ASTM/SEI standards.
16. Please note the general livestock rules, guidelines, and policies pertaining to health and ownership in this book. **REGISTRATION PAPERS, LEASE AGREEMENTS, MEDICAL RELEASE, & POLICIES & GUIDELINES FORMS WILL BE CHECKED. NO EXCEPTIONS WILL BE MADE!! IF FOALS WON'T BE BORN BEFORE MAY 1, THEN THE MARE MUST HAVE OWNERSHIP OR LEASE PAPERS INTO THE EXTENSION OFFICE BY MAY 1.**
17. **Only 4-H exhibitors can warm up their horses on the fairgrounds. No trainers/parents/leaders/or non-4-H exhibitors are allowed to be mounted on any 4-H Horse project on the fairgrounds at any time.**
18. The following forms are due to the Extension Office NO LATER THAN May 1. **1)** Horse Lease/Ownership forms, **2)** Pictures must include both sides and head of the horse. **3)** All forms must be signed by the 4-Her and a parent. **4)** Guidelines and Policies & Medical Release Form
19. Premiums will not be paid for the following classes: Costume, Barrels, Flag Race, Plug Race, Bribe Your Horse, Ball in a Can, Trail, and Showmanship classes.
20. The 4-H Horse Show Superintendent and Committee will combine or divide classes as deemed necessary.
21. The decision of the judge is final.
22. Members must clean-up manure, etc. after the Horse Show before leaving the fairgrounds. Please put manure in the designated dumpster.
23. **If you want to show in a Gaming Class, one (1) Performance Class is mandatory.**
24. Multiple family members may show the same horse that is owned by the family, but the horse cannot compete against itself in any classes. **NO EXCEPTIONS!**

25. A horse may only be shown by one leasee, except family members. More than one child in the same family may lease a single horse, but the horse cannot compete against itself in any classes. **NO EXCEPTIONS!**
26. **One Halter Class will be mandatory for all 4-Hers showing horses.**
27. If the judge and superintendent find a horse to be unfit, the 4-Her will be advised that all classes that horse is being shown in will be scratched. A health certificate will be required to show that horse in any Horse Show the following year.
28. Anyone mistreating or abusing an animal at a 4-H Horse Show or 4-H Horse Clinic will be immediately dismissed by the 4-H Extension Staff and 4-H Horse Superintendent.
29. All Classes are open to Horse/Pony combined unless otherwise specified.
30. All Jo Daviess County and State Fair Livestock Exhibit Rules and Health Requirements must be adhered to. It is your responsibility to read these sections, which are located at the end of Jo Daviess County 4-H Program Book.
31. Showmanship classes must be signed up for at the beginning of the Horse Show.

Classes:

- **Donkey/Mule at Halter**

Halter Classes:

- **Jr. Horse/Pony at Halter** – 3-year-old and under mare or gelding, over 56"
- **Aged Horse/Pony at Halter** – 4 years old or older mare or gelding, over 56"
- **Grand Champion Horse at Halter** – Winner will be chosen from 1st place horses from halter classes.
- **Open Pony at Halter** – mare or gelding, 56" and under – Champion Class

Showmanship:

- **Junior Showmanship at Halter** – members 8-12 years old
- **Senior Showmanship at Halter** – members 13 years and older
- **Therapeutic Riding** – open to all ages – walk only

Performance Classes:

- **Jr. Walk-Trot** – members 8-12 years old. May not enter any canter classes; however, may enter Novice Classes and Gaming Classes
- **Sr. Walk-Trot** - members 13 years old and older. May not enter any canter classes; however, may enter Novice Classes and Gaming Classes
- **Open Pony Pleasure** – open to all ages, Pony 56" and under, any age
- **Hunter Hack** – open to all ages, rail work as well as the fence. Not to exceed 18".
- **English Pleasure Novice Class** – for any horse member who hasn't previously won 1st place in a pleasure class
- **Jr. English Pleasure** - members 8-12 years old (**Judged based on the horse**)
- **Sr. English Pleasure** - members 13 years old and older (**Judged based on the horse**)
- **Jr. English Equitation** - members 8-12 years old (**Judged based on the rider**)
- **Sr. English Equitation** - members 13 years old and older (**Judged based on the rider**)
- **Jr. Trial** - members 8-12 years old
- **Sr. Trail** - members 13 years old and older

- **Western Pleasure Novice Class** – for any horse member who hasn't previously won 1st place in a pleasure class
- **Jr. Western Pleasure** - members 8-12 years old (**Judged based on the horse**)
- **Sr. Western Pleasure** - members 13 years old and older (**Judged based on the horse**)
- **Jr. Western Horsemanship** – members 8-12 years old (**Judged based on the rider**)
- **Sr. Western Horsemanship** – members 13 years and older (**Judged based on the rider**)

Gaming Classes:

- **Costume Class/Horse or Pony** – open to all ages
- **Barrels** – open to all ages
- **Flag Race** – open to all ages
- **Plug Race** – open to all ages
- **Ball in a Can** – open to all ages
- **Bribe Your Horse** – open to all ages



POULTRY (for youth enrolled in Poultry)

Please sign up for the number of birds you are bringing. Limit of 1 premium per class.

ILLINOIS 4-H COVID-19 SOCIAL DISTANCING & SAFETY PRACTICES:

The following COVID-19 social distancing/safety practices reflect requirements of Illinois Department of Public Health and University of Illinois event guidelines. These mitigation protocols may be modified to reflect requirements of local public health department based on local conditions at the time of the event.

1. Face coverings are required for all youth, spectators, volunteers, and staff when within the defined 4-H event space (inside or outside)
2. Everyone in attendance will practice social distancing during the event, including maintaining six feet of separation (both indoors and outdoors) from those who are not in their households. To allow for social distancing, building and spectator capacity may be limited based on current public health department guidelines.
3. Handwashing and sanitizing stations will be provided throughout the venue.
4. Anyone who has experienced COVID-19 symptoms within the previous seven days is asked to stay home. COVID-19 symptoms include fever, cough, loss of taste or smell, or shortness of breath.

If any of these guidelines presents a challenge for you, please contact us directly at 815-858-2273. We are happy to discuss what accommodations are possible so that we can look for ways that all youth can safely participate in this event.

Illinois 4-H reserves the right to adjust or cancel events in the case of identified risk, such as changes in local COVID conditions or known instances of non-compliance with safety guidelines.

Health Regulations

1. All paperwork must be shown to Superintendent at the time of check-in BEFORE birds can be put in cages. **–TAKE NOTE OF ALL CHANGES FOR 2021 SHOWS.**
2. **FOR 2021 THIS TEST IS NOT REQUIRED DUE TO THE TESTING MATERIALS NOT BEING AVAILABLE AT THIS TIME.** All entries (except waterfowl, i.e., domesticated fowl that normally swim, such as ducks and geese) in a show or exhibition shall have originated from a U.S. Pullorum-Typhoid clean or equivalent hatchery or flock; OR have a negative pullorum-typhoid test within 90 days prior to exhibition. Exhibitor shall show proper information as to name and address of the owner or exhibitor, name and address of the authorized testing agent, date of the testing; also, the number, breed, and species of those tested. *Be sure to ask for these papers when you buy your chicks. (This includes turkeys). **Exhibitors will not be allowed to show without the correct paperwork. NO EXCEPTIONS!!**
3. Any poultry vaccinations must be performed at least 4 weeks before delivery to show.
4. All entries to a show or exhibition shall be accompanied by a health certificate from the owner or exhibitor that, to the best of his knowledge, the poultry entries and source flocks are free from any evidence of, and were not recently exposed to, any infectious or transmittable disease. The

certification shall be based on an inspection made 5 days before delivery of birds to each show or exhibition; **the certification is to be presented to the show superintendent at that time.**

5. Upon admission to a show, all entries shall be examined by an accredited veterinarian employed by the management of the show or by an authorized State Inspector who shall receive and examine all health certificates necessary for the admission of birds to a show.
6. A list of entries of poultry or other fowl must be compiled for the show by the show superintendent. It must indicate name, address, and the total number of poultry entered (not pigeons). The list must be given to the State Inspector at the time of inspection.
7. Before being used to transport poultry to a show, all crates, boxes, containers, and vehicles should be thoroughly cleaned and disinfected.

General Regulations

1. All poultry and fowl must have been hatched on or after January 1 of the current 4-H year except hens and cocks.
2. Non-sale poultry will be released at 9:00 pm *or 30 minutes after the conclusion of the livestock auction on Wednesday of the fair (except turkeys, pigeons, pheasants, guineas, and quail which will be released right after the show). **–TAKE NOTE OF ALL CHANGES FOR 2021 SHOWS.**
3. The breeding poultry classes are limited to a maximum of eight (8) premiums. However, a maximum of two (2) animals can be shown in any given class, with premiums paid on only one animal per class, up to a total of eight (8) premiums. The other classes (egg-laying and market) follow the general livestock rules/guidelines.
4. All poultry and fowl animals must be a minimum of four (4) weeks old.
5. **All exhibitors should be present at the time of judging.**
6. Each bird may only be shown in one class.
7. All entries will be cared for by a 4-H member for the duration of the show.
8. All Jo Daviess County and State Fair Livestock Exhibit Rules and Health Requirements must be adhered to. It is your responsibility to read these sections, which are located at the end of Jo Daviess County 4-H Program Book.
9. **Superintendent will release birds only after cages and pens are cleaned up and put away.**

Poultry will be judged on the following criteria:

- A. Cleanliness and free of all parasites.
- B. Must conform to the criteria of class requirements.

BREEDS:

American classes are: Plymouth Rocks, Dominiques, Wyandottes, Javas, Rhode Island Reds, Rhode Island Whites, Buckeyes, Chanteclers, Jersey Giants, Lamonas, New Hampshires, Hollands, Delawares, White Rocks, Barred Rocks, and Partridge Rock.

Asiatic classes are: Brahmas, Cochins, and Langshans.

English classes are: Dorkings, Redcaps, Cornish, Orpingtons, Sussex, and Australorps.

Mediterranean classes are Leghorns, Minorcas, Spanish, Andalusians, Anconas, Sicilian Buttercups, and Catalanas.

Continental class are: Hamburgs, Campines, Lakenvelders, Polish, Houdans, Faverolles, Crevecoeurs, and La Fleche.

All Other Standard Breeds are: Games, Malays, Sumatras, Aseels, Shamos, Yokohamas, Phoenix, Cubalayas, Sultans, Frizzles, Naked Necks, Araucanas, and Ameraucanas.

CLEAN LEGGED BANTAM CLASSES ARE:

Aconas, Andalusians, Australorps, Catalanans, Campines, Delawares, Dorkings, Frizzles, Hollands, Japanese, Javas, Jersey Giants, Lakenvelders, Lamonas, Leghorns, Minorcas, Naked Hecks, New Hampshires, Orpingrtons, Phoenix, Plymouth Rocks, Rhode Island Reds, Spanish and Sussex. Anconas, Antwerp Belgians, Dorkings, Dominiques, Hamburgs, Leghorns, Minorcas, Red Caps, Rhode Islands, Rosecombs, Sebrights, and Wyandottes. Ameraucanas, Araucanas, Buckeyes, Chanteclers, Cornish, Crevecoeurs, Cubalayas, Houdans, LaFleche, Malays, Polish, Shamos, Sicilian Buttercups, Sumatras, and Yorkohams.

Feather Legged Bantam classes are: Booted, Brahmas, Cochins, Faverolles, Frizzles, Langshans, Silkies, and Sultans.

Heavy Weight Ducks are: Pekin, Aylesbury, Rouen, and Muscovy.

Medium Weight Ducks are: Cayuga, Crested, Swedish, and Buff.

Light Weight Ducks are: Runner, Campbell, and Magpie.

Bantam Ducks are: Call, East India, and Mallard.

Heavy Weight Geese are: Toulouse, Embden, and African.

Medium Weight Geese are: Sebastopol, Pilgrim, American Buff, and Saddleback Pomeranian.

Light Weight Geese are: Chinese, Tufted Roman, Canada, and Egyptian.

Pigeons are: Kings, Mondains, Carneux, Racing Homers, Rollers, Fantails, Powders, Trumpeteers, Mookees, and Helmets

Other Species are: Ornamental and White Pheasants, Peafowl, Guineas, Emus, Rheas, and Ostriches.

BREEDING POULTRY CLASSES

American Single Hen	Mediterranean Single Pullet
Asiatic Single Hen	Continental Single Pullet
English Single Hen	Any Other Standard Breed Single Pullet
Mediterranean Single Hen	Clean-Legged Bantam Single Pullet
Continental Single Hen	Feather-Legged Bantam Single Pullet
Any Other Standard Breed Single Hen	American Single Cock
Clean-Legged Bantam Single Hen	Asiatic Single Cock
Feather-Legged Bantam Single Hen	English Single Cock
American Single Pullet	Mediterranean Single Cock
Asiatic Single Pullet	Continental Single Cock
English Single Pullet	Any Other Standard Breed Single Cock

Clean-Legged Bantam Single Cock
Feather-Legged Bantam Single Cock
American Single Cockerel
Asiatic Single Cockerel
English Single Cockerel

Mediterranean Single Cockerel
Continental Single Cockerel
Any Other Standard Breed Single Cockerel
Clean-Legged Bantam Single Cockerel
Feather-Legged Bantam Single Cockerel

EGG-LAYING POULTRY CLASSES

Commercial Layer Pullet
Commercial Layer Hen

NOTE: A Hen shall be a female one year of age or older
A Pullet shall be a female less than one year old
A Cock shall be a male more than one year of age
A Cockerel shall be a male under one year of age

MARKET POULTRY CLASSES

Market Pen- 2 cockerels or 2 pullets (each bird must be 6 pounds or over and all 2 birds must be of the same sex)

Broiler/Fryer, Pen of Three (each bird must be under 6 pounds and all 3 birds must be of the same sex; also, each bird must be a minimum of 4 weeks old)

FOWL CLASSES

Pen of 2 Ducks, Pen of 2 Drakes, Duck/Drake Pair, from above classes
Pen of 2 Geese, Pen of 2 Ganders, Goose/Gander Pair, from above classes
Pen of 2 Turkeys, Pen of 2 Pigeons, Pen of 2 Pheasants, Pen of 2 Guineas, Pen of 2 Quail



RABBITS (for youth enrolled in Rabbit)

NOTE: An exhibitor may enter one (1) entry per class and no more than thirteen (13) classes. Only one premium per class will be paid. An exhibitor must show a rabbit in a class to participate in Showmanship.

ILLINOIS 4-H COVID-19 SOCIAL DISTANCING & SAFETY PRACTICES:

The following COVID-19 social distancing/safety practices reflect requirements of Illinois Department of Public Health and University of Illinois event guidelines. These mitigation protocols may be modified to reflect requirements of local public health department based on local conditions at the time of the event.

1. Face coverings are required for all youth, spectators, volunteers, and staff when within the defined 4-H event space (inside or outside)
2. Everyone in attendance will practice social distancing during the event, including maintaining six feet of separation (both indoors and outdoors) from those who are not in their households. To allow for social distancing, building and spectator capacity may be limited based on current public health department guidelines.
3. Handwashing and sanitizing stations will be provided throughout the venue.
4. Anyone who has experienced COVID-19 symptoms within the previous seven days is asked to stay home. COVID-19 symptoms include fever, cough, loss of taste or smell, or shortness of breath.

If any of these guidelines presents a challenge for you, please contact us directly at 815-858-2273. We are happy to discuss what accommodations are possible so that we can look for ways that all youth can safely participate in this event.

Illinois 4-H reserves the right to adjust or cancel events in the case of identified risk, such as changes in local COVID conditions or known instances of non-compliance with safety guidelines.

RULES:

1. All animals must meet the health requirements as set up by the State of Illinois – See *Exhibition Livestock Health Requirements* at the end of the Program Book. **ANY UNSOUND RABBIT WILL BE DISQUALIFIED AND REMOVED FROM THE BUILDING. NO EXCEPTIONS!!**
2. **All Jo Daviess County and State Fair Livestock Exhibit Rules and Health Requirements must be adhered to. It is your responsibility to read these sections, which are located at the end of the Jo Daviess County 4-H Program Book.**
3. Ownership deadline for all rabbits is June 1 of the current 4-H year. Rabbit Health Form is on our website at <http://web.extension.illinois.edu/jsw/> ; this form is to be brought to the fair with you at registration.
4. Each rabbit will be shown by a 4-H member.

All rabbits must be checked-in with the Superintendents prior to being placed in cages.

5. Each rabbit must have an identification marking in its ear. Purebred rabbits must have a permanent tattoo. Other rabbits should have the owner's initials and a number in the ear. (Use a ballpoint pen)
6. It is the responsibility of each 4-H'er to feed and water his/her own rabbit.
7. Each exhibitor needs to know when their rabbit was born and its breed and must indicate this on the entry form. To be sure if your rabbit is purebred or crossbred, consult a rabbit breeder or a Show Superintendent BEFORE THE DAY OF THE SHOW. Rabbits must be in the correct class.
8. It is highly recommended that each 4-Her in the rabbit project attend the a Rabbit Clinic prior to exhibitor in the rabbit show.
9. It is highly recommended that 4-Hers take the initiative to learn about their rabbit's breed.
10. Champion Crossbred and Champion Purebred will show for Best of Show.
11. Non-sale rabbits will be released at 9 pm on Wednesday *or 30 minutes after the conclusion of the livestock auction. **-TAKE NOTE OF ALL CHANGES FOR 2021 SHOWS.**
12. Registered animals must have registration papers in the exhibitor's name.
13. Exhibitors showing in the Market Pen of 3 are encouraged to bring their own cages that rabbits are housed in at home if the cage is portable.
14. All Meat Pens will be weighed at check-in. If they do not meet weight, they will not be allowed to show as Meat Pen.
15. Cages must be dismantled and put away before exhibitors leave. Cage area must also be cleaned.

CLASSES

Purebred Senior Bucks (Over 8 months old)

Crossbred Senior Bucks (Over 8 months old)

Purebred Senior Does (Over 8 months old)

Crossbred Senior Does (Over 8 months old)

Purebred Intermediate Bucks (6 to 8 months old)

Crossbred Intermediate Bucks (6 to 8 months old)

Purebred Intermediate Does (6 to 8 months old)

Crossbred Intermediate Does (6 to 8 months old)

Purebred Junior Bucks (up to 6 months old)

Crossbred Junior Bucks (up to 6 months old)

Purebred Junior Does (up to 6 months old)

Crossbred Junior Does (up to 6 months old)

Commercial Meat Pen (must include 3 rabbits, all the same breed and variety; Age limit: 10 weeks; Weight limit: 3 ½ - 5 lbs. each)

Purebred = a rabbit that meets American Rabbit Breeders Association (ARBA) Standards.
 Crossbred = more than one breed crossed.

SHOWMANSHIP CLASSES

Junior Showmanship: 8-13 yrs

Senior Showmanship: 14-18 yrs

Showmanship age is determined by 4-H age, not the actual age of the 4-Her. Exhibitors wishing to participate in Showmanship will sign up before the Rabbit Show. NO PREMIUMS will be paid for Showmanship classes.

SHEEP (for youth enrolled in Sheep)

NOTE: An exhibitor may enter up to two (2) entries per class. If two entries are made, the second entry must be shown by another Jo Daviess County 4-Her. Only one premium per class will be paid. There are a limit of two (2) breeds per exhibitor.

ILLINOIS 4-H COVID-19 SOCIAL DISTANCING & SAFETY PRACTICES:

The following COVID-19 social distancing/safety practices reflect requirements of Illinois Department of Public Health and University of Illinois event guidelines. These mitigation protocols may be modified to reflect requirements of local public health department based on local conditions at the time of the event.

1. Face coverings are required for all youth, spectators, volunteers, and staff when within the defined 4-H event space (inside or outside)
2. Everyone in attendance will practice social distancing during the event, including maintaining six feet of separation (both indoors and outdoors) from those who are not in their households. To allow for social distancing, building and spectator capacity may be limited based on current public health department guidelines.
3. Handwashing and sanitizing stations will be provided throughout the venue.
4. Anyone who has experienced COVID-19 symptoms within the previous seven days is asked to stay home. COVID-19 symptoms include fever, cough, loss of taste or smell, or shortness of breath.

If any of these guidelines presents a challenge for you, please contact us directly at 815-858-2273. We are happy to discuss what accommodations are possible so that we can look for ways that all youth can safely participate in this event.

Illinois 4-H reserves the right to adjust or cancel events in the case of identified risk, such as changes in local COVID conditions or known instances of non-compliance with safety guidelines.

RULES:

1. All sheep exhibited must have an ear tattoo or official metal or plastic tag. If microchipped ID then the owner must provide their own scanner.
2. All Jo Daviess County and State Fair Livestock Exhibit Rules and Health Requirements must be adhered to. It is your responsibility to read these sections, which are located at the end of Jo Daviess County 4-H Program Book.
3. During check-in, all health and registration papers will also be checked. All sheep must be checked in during the scheduled time and health and registration papers must be kept on fairgrounds at all times.
4. You may use a show halter to show sheep.
5. **If a 4-Her needs help showing their animal, another Jo Daviess County 4-Her or Jo Daviess County Jr. Leaders will be allowed to help. (No adult leaders or parents will be allowed to help). However, 4-Hers must show their own sheep in single entry classes. Only 4-Hers can show in any classes including Showmanship.**
6. **All sheep** must have been owned and cared for by the 4-H exhibitor as part of a 4-H project by **May**

15 of the current 4-H year per State Fair rules.

7. **All wethers must have been lambed on or after January 1 of the current 4-H year.**
8. All purebred sheep must be registered in the name of the 4-H member.
9. Sheep must be free from infectious, contagious, or communicable diseases.
10. Sheep shown in Market classes cannot be shown in breeding or classes.
11. Market lambs must be slick shorn (show ring ready) before weigh-in so that show lamb fungus can be identified.
12. Market lambs may be ewes or wethers of any breed.
13. Certificate of Veterinary Inspection must include the following statement, "The sheep listed above were not exhibiting clinical signs of scrapies at the time of examination."

CLASSES: The judge reserves the right to alter these class divisions.

Ewe Lambs (September 1, 2020-April 1, 2021)

Yearling Ewe (September 1, 2019-August 31, 2020)

Market Fat Lamb

Will be divided into three weight classes:

Lightweight

Middleweight

Heavyweight

SHOWMANSHIP CLASSES: Showmanship age is determined by 4-H age, not the actual age of the 4-H'er.

Jr. Showmanship: 8-13 yrs

Sr. Showmanship: 14-18 yrs

Sheep originating from a flock that have been previously classified as either an infected or source flock in the Scrapie program, can be exhibited in Illinois upon the completion of an approved flock plan.



SWINE (for youth enrolled in Swine)

NOTE: An exhibitor may enter up to two entries per weight class. If two entries are made, the second entry must be shown by another Jo Daviess County 4-Her. Only one premium per weight class will be paid.

ILLINOIS 4-H COVID-19 SOCIAL DISTANCING & SAFETY PRACTICES:

The following COVID-19 social distancing/safety practices reflect requirements of Illinois Department of Public Health and University of Illinois event guidelines. These mitigation protocols may be modified to reflect requirements of local public health department based on local conditions at the time of the event.

1. Face coverings are required for all youth, spectators, volunteers, and staff when within the defined 4-H event space (inside or outside)
2. Everyone in attendance will practice social distancing during the event, including maintaining six feet of separation (both indoors and outdoors) from those who are not in their households. To allow for social distancing, building and spectator capacity may be limited based on current public health department guidelines.
3. Handwashing and sanitizing stations will be provided throughout the venue.
4. Anyone who has experienced COVID-19 symptoms within the previous seven days is asked to stay home. COVID-19 symptoms include fever, cough, loss of taste or smell, or shortness of breath.

If any of these guidelines presents a challenge for you, please contact us directly at 815-858-2273. We are happy to discuss what accommodations are possible so that we can look for ways that all youth can safely participate in this event.

Illinois 4-H reserves the right to adjust or cancel events in the case of identified risk, such as changes in local COVID conditions or known instances of non-compliance with safety guidelines.

RULES:

1. All swine exhibited must have been farrowed on or after **January 1** of the current 4-H year. All animals must be registered in the name of the exhibitor.
2. **All Jo Daviess County and State Fair Livestock Exhibit Rules and Health Requirements must be adhered to. It is your responsibility to read these sections, which are located at the end of the Jo Daviess County 4-H Program Book.**
3. **This is a non-terminal show.**
4. All 4-H swine must be ear notched with a different number, even if from the same litter. **ALL 4-H SWINE PROJECTS MUST BE EAR NOTCHED AND EAR NOTCH FORM(S) TURNED INTO THE EXTENSION OFFICE BY JUNE 1. NO EXCEPTIONS! THIS IS A STATE REQUIREMENT.**
5. All swine must be at the fairgrounds by 8 pm on Tuesday. Beginning at 8 pm all swine will be weighed in. **No Exceptions! - NEW PROCEDURES FOR 2021**
6. 4-H exhibitor must be present and is responsible to help with weighing hogs.

7. Animals may be purebred or crossbred.
8. 4-Hers must identify his/her hogs when weighed.
9. All swine should be identified by an official metal ear tag or and electronic id tag placed in their ear by a certified veterinarian. This will be for health certification only.
10. Recommend minimum and maximum weights for the market for all swine is 220 lbs. to 290 lbs.
11. See General Livestock Rules, State Fair Livestock Exhibit Notes, and State Health Rules for County Fairs for further guidelines.
12. No breeding classes shall be entered or exhibited.
13. **All pigs must be rung with at least 2 rings BEFORE unloading OR by your veterinarian at the time of health certification- –EXEMPT FOR 2021 SHOWS.**
14. Showmanship age is determined by 4-H age, not the actual age of the 4-Her.
15. 4-Hers are limited to two (2) barrows and two (2) gilts.
16. Market barrows and gilts will be weighed before showing by the Superintendent and broken into the appropriate classes.
17. For Market Pairs, both animals must be owned by the same 4-H exhibitor. Families may NOT combine their animals for a Market Pair.
18. NOTE: Each individual animal or pair of animals you are planning on showing needs to be signed up on the Fair Entry Form by the deadline. **NO EXCEPTIONS!** If a 4-Her plan to exhibit your pair in the individual class, you must list them as two exhibits in that class.

Swine Classes - Swine will be divided into weight classes at the discretion of the 4-H Show Superintendents. Only two entries per weight class will be allowed and only one premium per class will be paid.

**Single Market Barrow - will be broken down into weight groups based on # of hogs in the actual class.
Light Class, Medium Class, Heavy Class**

**Pair of Market Barrows - will be broken down into weight groups based on # of hogs in the actual class.
Light Class, Medium Class, Heavy Class**

**Single Market Gilt - will be broken down into weight groups based on # of hogs in the actual class.
Light Class, Medium Class, Heavy Class**

**Pair of Market Gilts - will be broken down into weight groups based on # of hogs in the actual class.
Light Class, Medium Class, Heavy Class**

Showmanship Classes- you may sign up for Showmanship classes during weigh-in.

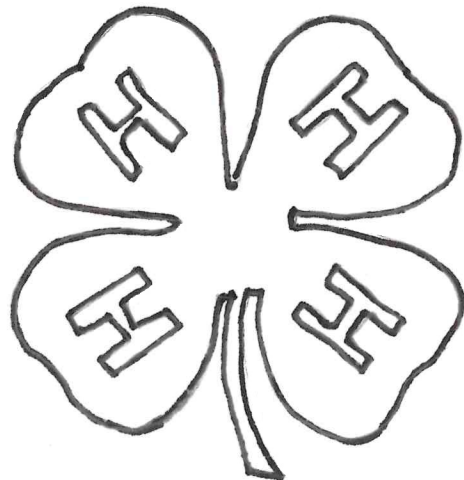
Jr Showmanship: 8-13 yrs

Sr. Showmanship: 14-18 yrs

4H The Stepping Stones to Success

COUNTY HEALTH REQUIREMENTS

Eve Moore
21st Century



Opportunities for all!



For Health Requirement Information:

**Illinois Department of Agriculture
Bureau of Animal Health and Welfare
State Fairgrounds P.O. Box 19281
Springfield, IL 62794-9281
Phone (217) 782-4944**

2021 Exhibition Livestock Health Requirements

County Fairs

GENERAL REQUIREMENTS

These Exhibition Health Requirements apply to all livestock present at the fair including those animals that are not entered in competitive events.

1. Exhibitors are required to familiarize themselves with all rules applicable to their exhibits.

All out-of-state animals shall require an entry permit. Entry permit numbers are available by calling the Illinois Department of Agriculture, Monday through Friday from 8:00 AM to 4:30 PM, at 217/782-4944. Permits may also be obtained online

at: <http://www.agr.state.il.us/AnimalHW/animalregistry/login.php>

2. All animals, except as noted, shall be accompanied by a Certificate of Veterinary Inspection (CVI) which shows that the animal meets all health requirements for the State of Illinois. CVI's shall be made available to Bureau of Animal Health Personnel on request.

CVI means a legible record made on an official form from the state of origin which has been issued, signed and dated by an accredited veterinarian and which shows the name and address of the animal's owner or exhibitor and the results of all required tests or vaccinations. A CVI shall list only one animal identification per line; shall be presented on the form on which it was initially issued; and shall not be corrected, changed or altered in any manner.

3. All animals shall be officially identified. The animal(s) official identification shall be recorded on the CVI.
4. If animals are from tuberculosis accredited, brucellosis certified, pseudorabies qualified, or brucellosis validated herds, the identifying herd number(s) along with the date of the last herd test(s) shall appear on the CVI.
5. CVI for out-of-state livestock shall be void thirty (30) days after issuance.
6. CVI for Illinois-origin livestock shall be void ninety (90) days after issuance.
7. All livestock shall be subject to examination upon entry to any Illinois fair or exhibition. Any animal

showing evidence of infectious, contagious or communicable diseases shall be immediately withdrawn and held in quarantine at the owner's risk and expense until properly treated and recovered, or until the animal is released to return to the owner's premise.

Any livestock infected with scabies, mange, active lesions of ringworm, soremouth, or multiple warts which are easily visible without close examination shall not be permitted to exhibit and are subject to quarantine or removal from the fairgrounds.

Sheep and goats with caseous lymphadenitis as evidenced by draining abscesses shall not be exhibited and are subject to immediate quarantine or removal from the fairgrounds.

8. Illinois Department of Agriculture personnel or designee may collect blood, tissue, milk or urine samples from any animal being exhibited and/or raced at any Illinois fair to test for the presence of illegal drugs or banned substances. New examination techniques, such as ultrasound, may also be used at anytime while the animals are on the grounds of any Illinois fair or exhibit.

The Illinois Department of Agriculture or designee may collect urine, blood, tissue or other test samples from exhibition animals at the time of slaughter.

9. All exhibitors of animals at any Illinois fair or exhibition shall comply with the provisions of the Illinois Humane Care for Animals Act. If violations are observed, the animal(s) will be excused from exhibition and ordered removed from the grounds with all awards being forfeited.

Any practice or deviation from normal, accepted care, including physical, medical or mechanical application, shall constitute a violation of show rules and may result in the animal(s) disqualification and removal from the fairgrounds.

10. Any Illinois cattle, bison, cervidae or goats being exhibited in non-accredited free states must be isolated from the remainder of the herd/flock upon return to Illinois and retested for tuberculosis 60-120 days post-entry.

CATTLE

Identification

Individual identification of each animal shall be either a fully healed and legible tattoo, approved official ear tag, registration number (can only be used if the tattoo is recorded on the registration certificate or for breeds where pictures are acceptable), or individual brands, if brand is recorded on the registration certificate.

Illinois Cattle

Brucellosis

Illinois is a Bovine Brucellosis Class-Free State. Brucellosis testing is not required for Illinois cattle.

Tuberculosis

Illinois is an Accredited Tuberculosis- Free State. Tuberculin testing is not required for Illinois cattle.

Please note: Illinois calves under 6 months of age, and Illinois steers are not required to have a Certificate of Veterinary Inspection.

Out-of-State-Cattle

All out-of-state cattle are to be accompanied by an entry permit. Entry permit numbers are available by calling the Illinois Department of Agriculture, Monday through Friday from 8:00 AM to 4:30 PM, at 217/782-4944. Permits may also be obtained online at:

<http://www.agr.state.il.us/AnimalHW/animalregistry/login.php>

Brucellosis

1. Female cattle six (6) months of age and older and bulls eighteen (18) months of age and older shall be negative to an official test for brucellosis within thirty (30) days prior to entry, unless exempt by one (1) of the following:
 - A. Originate directly from a certified brucellosis-free herd.
 - B. Official vaccinates of dairy breeds under twenty (20) months of age or official vaccinates of beef breeds under twenty-four (24) months of age.
 - C. Animal originated from a “Class Free” state (if entire state is so classified)
 - D. Steers and spayed heifers are not required to be tested for brucellosis.
2. The negative brucellosis test shall be conducted at a state or federal laboratory within 30 days prior to exhibition.

Tuberculosis

1. Accredited Tuberculosis Free States
 - A. No tuberculin test required. All cattle, including steers, originating from an Accredited Tuberculosis Free State, may enter Illinois for exhibition when accompanied by a CVI issued by an accredited veterinarian within 30 days.
2. Non-Accredited Tuberculosis Free Areas or States (Not TB Free)
 - A. Cattle must originate from a herd where a complete herd test was conducted within the past year.
 - B. The individual animals entering Illinois must be negative to an additional tuberculin test conducted **within 30 days prior to exhibition.**
 - C. Cattle that enter Illinois for exhibition and remain in Illinois (animal does not return to the state of origin within 30 days) must be isolated and retested for TB 60-120 days from the last official TB test date.

SWINE

Illinois Swine

Identification

1. Swine shall be identified by an official ear tag, tattoo or recognized breed ear notch.

2. Ear notch identification is acceptable for all barrows, crossbred gilts and breeding swine.
(Note: Ear notch identification of crossbred swine does not satisfy USDA identification requirements for interstate movement or official testing.)

Brucellosis

Brucellosis testing is not required for Illinois swine.

Pseudorabies

Pseudorabies testing is not required for Illinois swine.

Out-of-State Swine

All out-of-state swine are to be accompanied by an entry permit. Entry permit numbers are available by calling the Illinois Department of Agriculture, Monday through Friday from 8:00 AM to 4:30 PM, at 217/782-4944. Permits may also be obtained online at:

<http://www.agr.state.il.us/AnimalHW/animalregistry/login.php>

Identification

1. Individually identified by an official ear tag, tattoo or recognized breed ear notch.
2. Ear notch identification **is not** acceptable for crossbred animals.

Brucellosis

1. Breeding swine 4 months of age and older shall be negative to an official test for brucellosis within 30 days prior to exhibition unless exempt by one (1) of the following:
 - A. Originate immediately and directly from a validated brucellosis-free herd.
 - B. Originate directly from a validated brucellosis-free state.
2. Swine brucellosis tests for exhibition shall be conducted at a state or federal laboratory.

Pseudorabies

1. **Swine originating from a Pseudorabies Stage IV or V state are exempt from the pseudorabies testing requirement.**
2. Swine originating from a Pseudorabies Stage III state shall be negative to an official test for pseudorabies conducted within thirty (30) days prior to entry or originate immediately and directly from a qualified pseudorabies negative herd.
3. Swine originating from a Pseudorabies Stage I or II state shall be negative to an official test for pseudorabies conducted within the 10 days prior to entry.
4. Barrows and females in market classes must meet the same requirements as breeding swine.

SHEEP

Identification

Individual identification of each animal shall be by an ear tattoo or official metal or plastic tag. A microchip ID is acceptable if the owner provides the reader.

Ear tattoos may be used when a registration certificate, listing the tattoo number, accompanies the

animal.

When using ear tags, the tag must indicate the premises ID and state of origin. The tag number must be assigned by a state or APHIS representative and recorded in the Scrapie Record Database.

Market Lambs

All market lambs must be slick shorn (show ring ready) before weigh-in so that show lamb fungus can be identified.

Illinois Sheep

1. Sheep originating from a flock that has previously been classified as either an infected or source flock can be exhibited in Illinois upon the completion of an approved flock plan.
2. For any animal born after 1/1/2002, the CVI must include the flock of birth and the flock of origin, if different.

Out-of-State Sheep

All out-of-state sheep are to be accompanied by an entry permit. Entry permit numbers are available by calling the Illinois Department of Agriculture, Monday through Friday from 8:00 AM to 4:30 PM, at 217/782-4944. Permits may also be obtained online at:

<http://www.agr.state.il.us/AnimalHW/animalregistry/login.php>

1. Sheep originating from a flock that has previously been classified as either an infected or source flock can be exhibited in Illinois upon the completion of an approved flock plan.
2. For any animal born after 1/1/2002, the CVI must include the flock of birth and the flock of origin, if different.

GOATS

Identification

Individual identification of each animal shall be by an ear tattoo or official metal or plastic tag. A microchip ID is acceptable if the owner provides the reader.

Tattoos may be used when a registration certificate, listing the tattoo number, accompanies the animal.

When using ear tags, the tag must indicate the premises ID and state of origin. The tag number must be assigned by a state or APHIS representative and recorded in the Scrapie Record Database.

Ears should be used for tattooing when possible. If there is no space in the ear, the flank or tail fold may be used.

Illinois Goats

1. Goats originating from a herd that has previously been classified as either an infected or source herd can be exhibited in Illinois upon the completion of an approved herd plan.

2. For any animal born after 1/1/2002, the CVI must include the flock of birth and the flock of origin, if different.

Out-of-State Goats

All out-of-state goats are to be accompanied by an entry permit. Entry permit numbers are available by calling the Illinois Department of Agriculture, Monday through Friday from 8:00 AM to 4:30 PM, at 217/782-4944. Permits may also be obtained online

at: <http://www.agr.state.il.us/AnimalHW/animalregistry/login.php>

1. Goats originating from a herd that has previously been classified as either an infected or source herd can be exhibited in Illinois upon the completion of an approved herd plan.
2. Tuberculosis- Goats from areas or states that are not Accredited Bovine Tuberculosis Free, must be accompanied by a CVI indicating that the goats originated from a herd where a complete negative herd test has been conducted within the past twelve (12) months and the individual animals are negative to a tuberculin test conducted within thirty (30) days prior to entry. For any animal born after 1/1/2002, the CVI must include the flock of birth and the flock of origin, if different.

HORSES, PONIES, MULES AND OTHER EQUIDAE

Illinois Equine

1. All horses and other equidae, twelve (12) months of age and older attending an advertised equine event, shall be accompanied by a negative test for equine infectious anemia (EIA) conducted within the last twelve (12) months. A copy of this test shall accompany the animal.
2. AGID (Coggins) or ELISA tests are accepted.
3. An advertised equine event means a show, rodeo, sale, auction, exhibition, trail ride, or horse fair that is posted or media promoted.
4. A CVI is not required for Illinois equine.

Out-of-State Equine

All out-of-state equine are to be accompanied by an entry permit. Entry permit numbers are available by calling the Illinois Department of Agriculture, Monday through Friday from 8:00 AM to 4:30 PM, at 217/782-4944. Permits may also be obtained online at:

<http://www.agr.state.il.us/AnimalHW/animalregistry/login.php>

1. All horses and other equidae entering Illinois that are twelve (12) months of age or older, shall be accompanied by a negative test for equine infectious anemia (EIA) conducted within the last twelve (12) months. A copy of this test shall accompany the animal.
2. AGID (Coggins) or ELISA tests are accepted.
3. All horses and other equidae shall be accompanied by a CVI issued within thirty (30) days prior to entry.

POULTRY

1. All entries (except waterfowl, i.e. domesticated fowl that normally swim, such as ducks and geese) in a

show or exhibition shall have originated from a U.S. Pullorum-Typhoid Clean or equivalent hatchery or flock OR have a negative pullorum-typhoid test within 90 days prior to exhibition. Exhibitor shall show proper information as to name and address of owner or exhibitor, name and address of the authorized testing agent, date of the testing and the number, breed, and species of those tested.

2. Prior to being used to transport poultry to a show, all crates, boxes, containers and vehicles shall be thoroughly cleaned and disinfected.
3. Any poultry vaccinations must be performed at least 4 weeks prior to delivery to the show.
4. Upon admission to a show, all entries shall be examined by the official county fair veterinarian or qualified state personnel who shall also receive and examine all certificates necessary for admission of birds to a show. Birds not in show condition will be excused from exhibition and removed from the premises. Any fowl showing signs of illness during the fair will be removed from the exhibition grounds.
5. All out-of-state turkeys must originate from flocks that are officially classified as U.S. Mycoplasma Gallisepticum Clean in accordance with the provisions of the National Poultry Improvement Plan or be negative to a test for Mycoplasma gallisepticum within 30 days prior to entry.
6. A permit is also required for out-of-state poultry. A permit may be obtained by calling (217) 782-4944.

Please note: These poultry exhibition requirements do not apply to 4-H and FFA 1-day poultry shows where the entries are taken to the show and returned home the same day. However, a permit is required for out-of-state poultry.

CERVIDAE

(Deer, Elk, Reindeer, Caribou, Moose, Red Deer and other Related Species)

Identification

All animals shall be individually identified with an approved tag, microchip or tattoo. Elk are required to have two official/approved unique identifiers.

Illinois Cervidae

Chronic Wasting Disease

For cervidae changing ownership or moving within the State, the owner must obtain a permit issued by the Department prior to movement and the cervid must originate from a herd that is enrolled in the Certified Monitored Chronic Wasting Disease (CWD) Program or the Contained Monitored Chronic Wasting Disease Program. The permit shall be obtained no more than 72 hours in advance of the movement of the cervids by providing the following information:

- A) Name and complete mailing address of person exhibiting the cervids;
- B) Certified Monitored Chronic Wasting Disease or Contained Monitored Chronic Wasting Disease Herd number;
- C) Name and complete mailing address of location where the animals will be exhibited;
- D) Number of animals and unique identification of the animals.

Tuberculosis

Illinois is an Accredited Tuberculosis-Free State. Tuberculin test is not required for Illinois cervidae.

Out-of-State Cervidae

Chronic Wasting Disease

1. All cervidae entering Illinois must be in compliance with the Illinois Wildlife Code [520 ILCS 5]. For more information, contact the Illinois Department of Natural Resources at 217/782-6384.
2. All cervidae entering Illinois must be accompanied by a permit from the Department and a Certificate of Veterinary Inspection that:
 - a. has been issued by an accredited veterinarian of the state of origin or a veterinarian in the employ of the United States Department of Agriculture;
 - b. is approved by the Animal Health Official of the state of origin;
 - c. shows that the cervidae are free from visible evidence of any contagious, infectious or communicable disease or exposure thereto, do not originate from a CWD endemic area (any county and surrounding counties where CWD has been diagnosed in the past five years);
 - d. shows that the cervidae are not originating from a herd under quarantine for any contagious, infectious or communicable disease;
 - e. shows that the animals originate from a herd that has been monitored for at least 5 years under a state-approved CWD certification program.
3. A permit number can be obtained by calling (217) 782-4944. Applicant for permit shall furnish the following information to the Department:
 - a. Name and post office mailing address of Illinois destination;
 - b. Name and post office mailing address of the consignor and/or source herds;
 - c. Name and post office mailing address of the herd veterinarian;
 - d. Number and unique identification of cervidae in shipment.

Brucellosis

Cervidae six (6) months of age and older must have a negative brucellosis card or PCFIA test within sixty (60) days prior to entry.

Tuberculosis

1. Accredited Tuberculosis Free States

All cervidae twelve (12) months of age and over shall be negative to two (2) single cervical test for bovine TB no less than ninety (90) days apart with the second test conducted within ninety (90) days prior to entry. These animals shall be isolated from all other members of the herd during the testing period unless they originate from an accredited, qualified or monitored herd.

 - A. Cervidae from an accredited herd may be moved into Illinois without further TB testing provided that a certificate stating that such cervids originated from an accredited herd accompanies them.
 - B. Cervidae originating from qualified or monitored herds may enter with a negative test within ninety (90) days prior to entry and a certificate stating that the animals originate from a monitored herd.
2. Non-Accredited Tuberculosis Free Areas or States (Not TB Free)
 - A. All cervidae shall originate from a herd where a complete herd test was conducted within

- the past year.
- B. The individual animals entering Illinois must be negative to two (2) additional tuberculin tests conducted within 180 and 30 days prior to entry or exhibition.

RATITES
(Ostriches, Emus, Rheas, Cassowaries and Kiwis)

Illinois Ratites

There are no requirements governing the movement of ratites within Illinois.

Out-of-State Ratites

1. Must be accompanied by a CVI and permit number. Entry permits are available by calling the Illinois Department of Agriculture, Monday through Friday from 8:00 AM to 4:30 PM, at 217/782-4944.
2. Individually identified by leg band or microchip.
3. Negative test for Avian Influenza within 10 days prior to entry.

PIGEONS

There are no requirements governing the movements of pigeons within or into Illinois.

RABBITS

There are no requirements governing the movements of rabbits within or into Illinois.

LLAMAS

There are no requirements governing the movement of llamas within Illinois. A permit and health certificate is required for out-of-state llamas. Entry permit numbers are available by calling the Illinois Department of Agriculture, Monday through Friday from 8:00 AM to 4:30 PM, at (217) 782-4944. Permits may also be obtained online at: <http://www.agr.state.il.us/AnimalHW/animalregistry/login.php>



FORMS

Kaley Thompson
21st Century

ILLINOIS 4-H EMERGENCY MEDICAL FORM



PARTICIPANT NAME: _____

Address: _____
Street City State/Zip Code

Age: _____ Sex: F M Birth Date: _____ / _____ / _____

PARENT / GUARDIAN / OTHER EMERGENCY CONTACT

Name: _____ Relationship _____

Home Phone: (____) _____ - _____ Work Phone: (____) _____ - _____

Cell Phone: (____) _____ - _____

Address: _____
Street City State/Zip Code

HEALTH INFORMATION STATEMENT

Place a "✓" in the box to highlight any information you feel staff and/or volunteers may need to maximize the safety and the well being of the delegate/chaperon. At the end of the list, please give specific information on any items that you placed a "✓" in the space. Please be specific. In case of emergency, this form may be the only immediate source of accurate important information.

- | | |
|--|--|
| <input type="checkbox"/> 1. Nervous or Mental (<i>epilepsy, emotional stress, convulsions</i>) | <input type="checkbox"/> 10. Recent Surgical Operations, Accidents or Injuries |
| <input type="checkbox"/> 2. Lung Disease (<i>asthma, persistent cough, tuberculosis</i>) | <input type="checkbox"/> 11. Any Infectious Disease |
| <input type="checkbox"/> 3. Disease of Heart or Blood Vessels, Increased or Abnormal Blood Pressure | <input type="checkbox"/> 12. Skin Disease |
| <input type="checkbox"/> 4. Pain in Chest or Shortness of Breath (<i>heart murmur, rheumatic fever</i>) | <input type="checkbox"/> 13. Allergy to Foods |
| <input type="checkbox"/> 5. Stomach or Intestinal Trouble (<i>ulcers, gall bladder or liver disorder, jaundice, hernia, colitis</i>) | <input type="checkbox"/> 14. Significant Orthopedic and/or Neuromuscular Impairment (<i>e.g. loss of limb, spinal cord injury</i>) |
| <input type="checkbox"/> 6. Arthritis, Diabetes, Kidney or Bladder Disease | <input type="checkbox"/> 15. Under on-going care of a Physician (<i>give name & phone number below</i>) for chronic or recurring problem |
| <input type="checkbox"/> 7. Hay Fever or Allergies | <input type="checkbox"/> 16. Do you wear glasses OR contact lenses? (<i>circle</i>) |
| <input type="checkbox"/> 8. Allergy to Medicines (<i>including penicillin, tetanus</i>) | <input type="checkbox"/> 17. Currently taking medication (<i>list names & doses below</i>) |
| <input type="checkbox"/> 9. Impaired Sight or Hearing, Chronic Ear Infections | <input type="checkbox"/> 18. Currently taking medication that needs refrigeration |
| | <input type="checkbox"/> 19. Date of last TETANUS BOOSTER _____ |

Please provide any detailed information for any items above marked above. Be specific.

Family Doctor: _____

Clinic/Hospital Affiliation: _____

City: _____ Phone: (____) _____ - _____

Medical Privacy Statement: It is the policy of University of Illinois Extension 4-H Youth Development Programs to keep any medical information it may have regarding Youth Development program participants confidential. However, there may be time in which such medical information will be needed and may need to be shared with others. Examples of sharing might include: providing information to medical personnel in the event of an emergency so that a youth may be treated; providing information to University staff or volunteers who are coordinating specific events in the case of a request for reasonable accommodation; and providing information to chaperones or host families who are re-sponsible for the health and safety of program participants at a specific event. Except in the case of emergency, prior to sharing any medical information, it may have with those external to the University, Extension, or 4-H, every effort will be made to get the permission of the program participant or parent or guardian. As a parent or guardian, I understand that if a serious illness/injury develops, medical or hospital care will be given. I further understand that in case of serious illness/injury, I will be notified. However, if it is impossible to contact me, I give my permission for emergency treatment, x-ray or surgery, as recommended by an attending physician. I also understand that any accident insurance in effect for the event, does not cover pre-existing conditions or self-inflicted injuries. I understand this insurance also may not cover all expenses and I will be responsible for payment of any expenses over and above the coverage provided.

SIGNED: _____ DATE: _____

Parent or Guardian



Illinois Extension
UNIVERSITY OF ILLINOIS URBANA-CHAMPAIGN

COLLEGE OF AGRICULTURAL, CONSUMER & ENVIRONMENTAL SCIENCES

University of Illinois | U.S. Department of Agriculture | Local Extension Councils Cooperating
University of Illinois Extension provides equal opportunities in programs and employment.
If you need reasonable accommodations to participate, please contact the registration office.

Revised 2019

4-H Lego Model Project Record Sheet

4-H Member Name: _____

Name of Club: _____

Grade: _____ Age: _____ Years in 4-H: _____

1. Type of Lego model (i.e. person, building, vehicle): _____

2. Number of hours worked to complete Lego model: _____

3. Why did you decide to take the Lego model project: _____

4. How did you come up with the design for your model: _____

5. What is the best part of your design: _____

6. What other design ideas do you have: _____

7. List three (3) things you learned this year in the 4-H Lego model building project:

1. _____

2. _____

3. _____

Information provided in this record is correct and the project is not constructed from a published Lego[®] instruction manual.

Signature of 4-H Member

Date

I have reviewed this record and believe it to be correct.

Signature of 4-H Club Leader

Date

RABBIT HEALTH STATEMENT

This completed form will be necessary for all rabbits entered in this year's county 4-H Rabbit Show. It is meant to assure everyone that only healthy rabbits are exhibited on show day and to provide precautions against infecting someone's healthy rabbits while at the Fair.

Name of Exhibitor _____

4-H Club _____

Address _____

Parents Name _____

I plan to bring _____ rabbits to this year's Jo Daviess County 4-H Rabbit Show.
(number)

The rabbits have been inspected and have been found free of _____ ear infections,
(Check if ok)

_____ skin infections, _____ runny noses, and _____ other ailments.
(Check if ok) (Check if ok) (Check if ok)

To the best of my knowledge, my rabbits are healthy and will not present a health problem while at the 4-H Fair.

(4-H Member Signature) (Parent Signature)

NOTE: Each rabbit must have an identification marking in its ear. Purebred rabbits must have a permanent tattoo. Other rabbits should have owner's initials and a number in ear. (Use a ballpoint pen for this.)

My rabbits may be identified by the following mark _____ and the marking will be
(Initials & number)

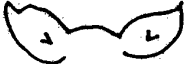









in the following ear: _____ right ear _____ left ear.
(Check one) (Check one)

Please list markings for each animal you plan to bring to the Fair.

_____ Buck	_____ Doe	_____ Market	_____ Buck	_____ Doe	_____ Market
_____ Buck	_____ Doe	_____ Market	_____ Buck	_____ Doe	_____ Market
_____ Buck	_____ Doe	_____ Market	_____ Buck	_____ Doe	_____ Market

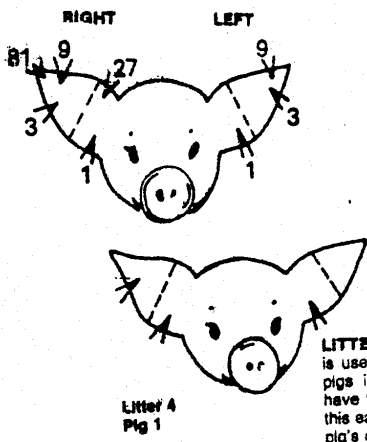
4-H SWINE EAR NOTCH IDENTIFICATION REPORT

Name _____ Club _____


PIG	FAR. DATE/ PUR. DATE	EARNOTCH R. L.	SEX	BREED/COLOR
1				
2				
3				
4				
5				
6				
7				
8				
9				
10				

Duroc - DU
Chester White - CW
Hampshire - HP
Landrace - LR
Poland China - PC
Spot - SP
Yorkshire - Y

White - W
Black - B
Grey - G
Roan - R
Red
Brown - Br



Diagrams for ear notching.



INDIVIDUAL PIG MARKS:
The left ear is used for notches to show individual pig number in the litter. Each pig will have different notches in this ear.

Figure 1. Ear-notching system to identify litters and pigs in litters.

LITTER MARK: The right ear is used for the litter mark. All pigs in the same litter must have the same ear notches in this ear. The right ear is on the pig's own right.



4-H Project Report (Maximum 1 page)

Name: _____ County: _____

Club: _____ Age: _____ Years in 4-H _____

Project Area: _____

1. What are three things you learned or insights you gained this year from doing this project?

2. What would you like to describe or share about your exhibit that we can't see easily in your uploaded photos or documentation?

3. What steps did you take to complete this exhibit?

4. If you did this project again, what would you change or do differently?

5. How will you apply what you have learned to your life?

4-H Accommodation Request

The University of Illinois encourages qualified persons with disabilities to participate in its programs and activities. If you anticipate needing any type of accommodation or have questions about the accessibility requirements of a 4-H event, please contact [name and phone number of county 4-H staff] in advance of your participation or visit.

A request for a reasonable accommodation can be made at any time. It is best, however, to make the request as far in advance as possible in order to allow time to review your request and to make arrangements for the accommodation, if needed. You should give a minimum of ten (10) working days' notice, if possible. In emergency situations, the ten-day requirement can be waived, but you should make your request as soon as you know that you may need an accommodation.

Request Made to Staff: _____ (Day/Month/Year)

Accommodation is Needed: _____ (Day/Month/Year)

Staff Submitted Request: _____ (Day/Month/Year)

Individual requesting an accommodation: _____ (Last name, first name)

Role: 4-H Member 4-H Adult Volunteer Other (please describe) _____

County: _____

Dates (s) of event/activity/meeting where accommodation is requested: _____

Name of event/activity/meeting: _____

Type of accommodation requested: (please attach document if additional space is needed)

Request submitted by: _____

Phone: _____

Email: _____

