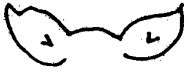
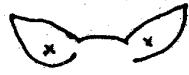










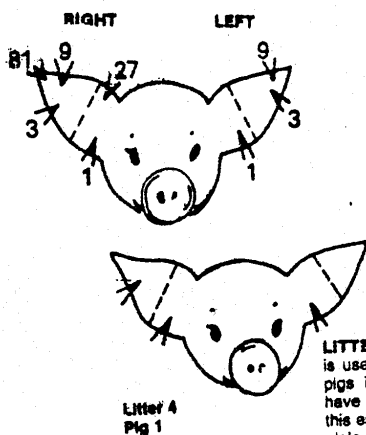
# 4-H SWINE EAR NOTCH IDENTIFICATION REPORT

Name \_\_\_\_\_ Club \_\_\_\_\_


PIG	FAR. DATE/ PUR. DATE	EARNOTCH R. L.	SEX	BREED/COLOR
1				
2				
3				
4				
5				
6				
7				
8				
9				
10				

**Duroc - DU**  
**Chester White - CW**  
**Hampshire - HP**  
**Landrace - LR**  
**Poland China - PC**  
**Spot - SP**  
**Yorkshire - Y**

*White - W*  
*Black - B*  
*Grey - G*  
*Roan - R*  
*Red*  
*Brown - Br*



Diagrams for ear notching.



**INDIVIDUAL PIG MARKS:**  
The left ear is used for notches to show individual pig number in the litter. Each pig will have different notches in this ear.

**Figure 1. Ear-notching system to identify litters and pigs in litters.**