




**Illinois Extension**  
UNIVERSITY OF ILLINOIS URBANA-CHAMPAIGN

**WINNEBAGO COUNTY  
4-H PROGRAM BOOK  
2021**



Artwork by Lela Pagles – Age 13 – Midway Marvels 4-H Club

**WINNEBAGO COUNTY  
4-H PROGRAM BOOK  
2021**

Dear 4-H Members, Leaders and Parents:

The **2021** 4-H Program Book is provided to assist you in preparing for this year's 4-H Shows and Contests. It identifies the 4-H projects, which may be exhibited, their various classes, and the rules & regulations governing their exhibition. Please read it thoroughly and carefully to prevent any misunderstanding or potential disappointment. The general rules and regulations at the beginning of the book and the specific regulations under each project area are very important.

**Advanced entries are required for ALL 4-H projects.**

Registration of fair entries must be done using our online fair entry system:

<http://winnebago4-hfair.fairentry.com>.



**NEW for 2021, all general projects exhibitors must sign up for a specific judging time for each exhibit they plan to bring. A link will be sent by email prior to our summer shows. This link be sent out after everyone registers in fair entry.**

Members must log into the fair entry system using their 4-H ONLINE ID and password.

**REGISTRATION PERIOD IS MAY 1 – JUNE 15**

Exhibiting at the Winnebago County 4-H Fair provides 4-H members the chance to set goals, develop standards and get a sense of achievement.

We look forward to working with you for another successful Winnebago County 4-H Show season. Please make sure to get your Fair Entry registrations by the June 15<sup>th</sup> deadline. If you have any questions, please contact the Winnebago County Extension office at (815) 986-4357.

Sincerely,

4-H & Youth Development  
Program Coordinator  
Winnebago County  
1040 N Second Street  
Rockford, IL 61107  
(815) 986-4357  
rgocken@illinois.edu  
<http://go.illinois.edu/jsw>

## **Illinois 4-H outlines safety requirements for in-person events**

We're looking forward to the 2021 season! As Illinois 4-H staff plan for the 2021 show and event season, our top priority will continue to be the safety of all involved, combined with a commitment to creating positive youth development experiences for our 4-H members.

We are preparing for the possibility of returning to in-person events, based on local conditions at that time and in conjunction with current IDPH guidelines.

If current local conditions are conducive to in-person events, the opportunity for face-to-face judging for Winnebago County will require that all participants, spectators, and volunteers adhere to Illinois 4-H event guidelines. We are counting on our 4-H members, their families, and our staff and volunteers to do their part to help make our upcoming events as safe as possible, whatever format they take.

The following COVID-19 social distancing and safety practices reflect requirements of the Illinois Department of Public Health and University of Illinois event guidelines. These mitigation protocols also may be modified to reflect any requirements of the local public health department based on local conditions at the time of the event.

1. Face coverings are required for all youth, spectators, volunteers, and staff when within the defined 4-H event space (inside or outside)
2. Everyone in attendance will practice social distancing during the event, including maintaining six feet of separation (both indoors and outdoors) from those who are not in their households. To allow for social distancing, building and spectator capacity may be limited based on current public health department guidelines.
3. Handwashing and sanitizing stations will be provided throughout the venue.
4. Anyone who has experienced COVID-19 symptoms within the previous seven days is asked to stay home. COVID-19 symptoms include fever, cough, loss of taste or smell, or shortness of breath.

If any of these guidelines presents a challenge for you, please contact us directly at 815-986-4357. We are happy to discuss what accommodations are possible so that we can look for ways that all youth can safely participate in this event.

As excited as we are about the possibility of stepping back into face-to-face judging, we also recognize that this is a continually evolving situation. Illinois 4-H reserves the right to adjust or cancel events in the case of identified risk, such as changes in local COVID conditions or known instances of non-compliance with safety guidelines.

We truly are stronger together. With your help, we look forward to a safe and successful summer!

# TABLE OF CONTENTS

Unit 1 Extension Staff .....	1
4-H Volunteer Committees.....	2
Winnebago County Award Program.....	3-6
Winnebago Co. 4-H Policies & Rules .....	7-17
<b>LIVESTOCK SECTION .....</b>	<b>18</b>
County Livestock 4-H Show Policies .....	19-20
Beef Project .....	21-23
Cat Project .....	24-25
Dairy Cattle Project.....	26-28
Dog Project .....	29-34
Goat Project.....	35-37
Horse & Pony Project .....	38-41
Poultry Project.....	42-45
Rabbit, Purebred Cavies, Small Pets.....	46-49
Sheep Project.....	50-52
Swine Project.....	53-54
<b>GENERAL PROJECTS SECTION.....</b>	<b>55</b>
Rules for General Projects.....	56-57
State Fair and Project Judging Info.....	58
Aerospace .....	59
Animal Science.....	59
Bicycle.....	60
Child Development .....	60
Civic Engagement (Citizenship) .....	61
Clothing/Shopping.....	61-65
College & Career Readiness.....	65
Communications (Public Presentations) .....	65-67
Computer Science.....	67-68
Consumer Education .....	68-69
Crops & Soils.....	69-70
Drones.....	70
Electricity .....	71
Entomology / Beekeeping .....	71-72

ESPORTS.....	73
Exploratory (Collectibles).....	73
Family Heritage .....	73-74
Food & Nutrition .....	74-77
Forestry .....	77
Geology .....	77-78
Health, Pharmacy.....	78-80
Horticulture (Floriculture).....	80-82
Horticulture (Veggie Gardening).....	82-83
Intercultural .....	83-84
Interior Design .....	84-85
Leadership.....	85-86
Maker.....	86-87
Natural Resources (Camping, Wildlife).....	88-89
Personal Development.....	89
Photography .....	90-91
Plant & Soil Sciences .....	91
Robotics .....	92-93
Shooting Sports.....	93
Small Engines .....	94
Theatre Arts .....	94-95
Tractor Care .....	95-96
Vet Science.....	96
Video (Filmmaking).....	96-97
Visual Arts .....	97-101
Weather .....	101-102
Welding.....	102
Woodworking .....	102-103
<b>CLOVERBUD SECTION.....</b>	<b>105-106</b>
4-H Exhibit Report Form .....	107
Accomodation Request Form.....	108
Program Book Sponsors.....	109-111



# Illinois Extension

UNIVERSITY OF ILLINOIS URBANA-CHAMPAIGN

## WHAT IS THE UNIVERSITY OF ILLINOIS EXTENSION?

University of Illinois Extension is the flagship outreach effort of the University of Illinois at Urbana-Champaign, offering educational programs to residents of all the 102 counties in the Illinois and beyond. 4-H is the youth education arm of the University of Illinois Extension. 4-H translates the knowledge base of Extension into meaningful, hands-on experiences for youth, ages 5-18. Rural and urban youth from all ethnic and cultural backgrounds can participate in both traditional 4-H activities and special interest groups.

## WHO WORKS FOR THE UNIVERSITY OF ILLINOIS EXTENSION?

The Winnebago, Stephenson & Jo Daviess County Extension Staff includes:

County Director (Unit 1) .....	Margaret Larson
4-H Program Coordinator (Winnebago) .....	Becky Gocken
4-H Program Coordinator (Jo Daviess) .....	Angela Miller
4-H Program Coordinator (Stephenson) .....	Brenda Heimann
Extension Educator, Local Food Systems & Small Farms (Unit 1) .....	Grant McCarty
Extension Educator, Energy & Environmental Stewardship (Unit 1) .....	Stanley (Jay) Solomon
Extension Educator, Commercial Agriculture (Unit 1) .....	Phillip Alberti
Extension Educator, SNAP-Ed (Rockford) .....	Carol Erickson
Community Worker – SNAP-Ed (Rockford) .....	Terre McGee
Community Worker – SNAP-Ed (Rockford) .....	Linda Ricker
Community Worker – SNAP-Ed (Rockford) .....	Rita Gillette
Program Coordinator – SNAP-Ed (Rockford) .....	Gina Adams
Extension Educator, Nutrition & Wellness (Unit 1) .....	Diane Reinhold
Community Worker – SNAP-Ed (Stephenson) .....	Barb Curry
Program Coordinator (Jo Daviess) .....	Alex Burbach
Program Coordinator (Stephenson) .....	Nikki Keltner
Program Coordinator .....	Jen Schultz
Office Support Specialist (Unit 1) .....	Deb Koch
Office Support Assistant (Stephenson) .....	Julie Miller
Office Support Associate (Winnebago) .....	Tammy Bene
Office Support Associate (Jo Daviess) .....	Gayle Arnold

## WHERE IS THE WINNEBAGO COUNTY OFFICE LOCATED?

**University of Illinois Extension – Winnebago County**  
 1040 North Second Street  
 Rockford, IL 61107  
 (815) 986-4357 phone  
 (815) 986-4329 fax  
<http://web.extension.illinois.edu/jsw/>

**OFFICE HOURS:**  
 Monday – Friday 8:00 a.m. – 4:00 p.m.

**FIND US ON FACEBOOK**  
 @UnitOne4H  
 @UnitOneExtension

## VOLUNTEERS ARE THE BACKBONE OF 4-H

The members of the following Winnebago County 4-H committees volunteer their time and talent to help the 4-H program be successful in its mission of serving the community. These people add many new ideas and contribute hours of work to the Winnebago County 4-H Program. We would like to sincerely thank everyone for volunteering their time and talent to the 4-H program.

### **Beef Committee**

Ralph Koning, Chair  
Kathy Koning-McClure  
Craig McClure

### **Cat Committee**

Mary Ann Arenson, Chair

### **Dairy Committee**

Robert Kinney, Co-Chair  
Sue Kinney, Co-Chair

### **Dog Committee**

VACANT

### **Extension Council (Local)**

Aaron Booker  
Bob DeSchepper  
Susan Gallant  
Angie Goral  
Don Kowalski  
Lori Walsh  
Jim Webster  
Jeff White  
Mia Chase

### **4-H & Extension Foundation**

Mary Ann Arenson - President  
Reita Baird  
Roger Christin  
John Gardner  
Connie Gleasman  
Chelly Harkness  
Rich Koch – VP  
Kathy Palmer - Secretary  
Tim Russo - Treasurer

### **4-H Key Leaders**

Becca Anderson  
Cindy Anderson  
Mary Ann Arenson  
Betsy Carlson  
Laura Carlson  
Carrie Daly  
Christine Gajda  
Susan Gallant  
Rachel Jeter  
Karalin Lyons  
Kathy Palmer

Janet Pollock  
Catherine Polster  
Neva Ramos  
Elizabeth Russo  
Vicki Sherman  
Joan Schiffer  
Marlene Strohman  
Jeanne Walton

### **General Projects Committee**

Anita Collingwood  
Connie Gleasman  
Wanda Kloster  
Kathy Palmer  
Janet Pollock, Chair  
Sarah Rude  
Kelly Schafer  
Deb & Liz Sillanpaa  
Marlene Strohman

### **Goat Committee**

Christa Calvin, Chair

### **Horse Committee**

Mary Ann Arenson  
Lori Campbell  
Paige Heinke, Chair  
Sue Heinke  
Amanda Miller  
Kayla Mielke

### **Horse Bowl Coach**

Barb Frampton, DVM

### **Livestock Auction Committee**

Dennis Cross  
Ben Dolan  
Barry Hendrickson  
Ralph Koning  
Brian Lyons  
Duane Proctor

### **Poultry Committee**

Steven DeHaven  
Kristi Ventimiglia, Chair

### **Rabbit Committee**

Gina Hayunga  
Gary Walton  
Jeanne Walton, Chair  
Jackie Woolever

### **Sheep Committee**

Kathy Koning-McClure, Chair  
Ralph Koning

### **4-H Show Board**

Dennis Cross  
Ben Dolan, Chair  
Kathy Koning-McClure  
Brian Lyons  
Sid Moate  
Debbie Sohner  
Tammy Wakeley

### **Swine Committee**

Amanda Anderson, Chair  
Sid Moate

### **Shooting Sports Team**

Doug Finke – Rifle  
Christine Gajda – Coordinator  
Sean Gray – Rifle  
Mike McDonough -  
Roger Needham – Rifle  
Rachel Jeter - Coordinator  
Ray Swenson – Rifle  
Steve Swenson - Rifle  
Dave Taylor - Shotgun  
Jim Webster – Rifle & Shotgun

### **Youth Leadership Team**

Meredith Dady  
Robert Dady  
Becky Gocken- Extension Staff  
Adam Hanson  
Claire Hopkins  
Amelia McCray- Grotto  
Myles Nelson  
Campbell Russo  
Kelly Schafer – Volunteer Mentor

# WINNEBAGO COUNTY 4-H AWARD PROGRAM

## MEMBER AWARDS

### COUNTY LEVEL AWARDS

While many 4-H'ers gain recognition for their efforts at the 4-H Fair, there are many other opportunities for recognition based primarily on 4-H records and award applications completed and turned in by set deadlines.

1. **Achieving Member Status**
  - a. fulfilling the minimum requirements for one or more projects
  - b. completing records and submitting to your leader
  - c. giving a talk or demonstration at club meeting
  - d. exhibiting at least one project at county show or local achievement
  - e. attending at least 1/3 of the club meetings after enrolling

*(Note: You must be an achieving or brand new member in order to sell in the 4-H Auction each year)*

2. **Outstanding Project Award** – score of 70-84 on the project honor form.
3. **Project Excellence Award** – score of 85 or above on the project honor form.
4. **Illinois 4-H Experience Award – Engage, Experience, Excel**  
Members may fill out the application for awards at the Bronze, Silver, Gold, Diamond and Emerald Clover. (Diamond & Emerald Clover awards are presented at the State level.)

### STATE LEVEL AWARDS

#### **ILLINOIS 4-H LEGACY OF LEADERSHIP SCHOLARSHIP**

This award recognizes youth who have demonstrated and maintained a high standard of 4-H excellence and mastery during their membership tenure. Open to current 4-H members who are high school seniors or in an approved post-high school educational program (junior college, 4-year University, trade school, etc.). Members must have been enrolled in the 4-H program a minimum of five years.

#### **4-H CLUB RECOGNITION**

##### **ENGAGE**

The Engage award highlights the importance of 4-H clubs to the 4-H program. APPLICATION PROCESS: No application is required to receive this recognition. RECOGNITION: Local Extension offices will create their own plan for honoring all clubs who become engaged in the 4-H program. This may include:

- Newsletters
- Social Media Highlights
- News Stories
- Flag Sets

- Club Charters
- Special Items

### **EXCEL**

4-H Clubs which EXCEL in their work can compete for state honors in specific award areas. APPLICATION PROCESS: Complete the Illinois 4-H Club Award Application in one (or more) of these 3 areas:

- Community Service
- Leadership
- Project Mastery

### **EXPERIENCE**

The Illinois 4-H program offers many EXPERIENCES. This area offers recognition for clubs which are involved in diverse 4-H experiences. APPLICATION PROCESS: Leaders and members can “Share Their Story” online at 4-H.illinois.edu in the following areas. RECOGNITION: County Extension offices can determine local recognition, including social media shout-outs, or newsletter highlights.

- Community Service
- Leadership
- Project Learning

### **HOLSTEIN-FRIESIAN ASSOCIATION AWARD**

Members must be enrolled in the Dairy project and exhibit Holstein dairy animals at the county 4-H show.

### **ILLINOIS 4-H ELECTRICITY ACHIEVEMENT AWARD**

The Energy Education Council offers a Plaque each year to the outstanding 4-H'er in the Electricity project in each county. Members should have constructed and displayed an electrical exhibit and completed the 4-H electric project records. 4-H members can receive this award only once.

### **ILLINOIS 4-H SUSTAINING THE FUTURE AWARD**

The purpose of this award is to recognize 4-H members who have exemplified outstanding leadership within the agricultural industry and a desire to remain engaged. Relevant topic areas within agriculture include but are not limited to: agribusiness, aquaculture, crop production, renewable energy, environment, food science, food systems, greenhouses, hydroponics, landscape architecture, livestock, plant science, processing & retailing, soil science, urban agriculture, urban planning. Applicants must be enrolled 4-H members who are at least 17 years of age by September 1 and cannot have reached their 19th birthday by September 1 of the year they submit the application. An individual may only receive this award once.



## OTHER SPECIAL MEMBER/INDIVIDUAL AWARDS

### **Outstanding 4-H Member Award (Ages 15-19)**

Members are nominated for outstanding leadership and project mastery by their 4-H Club Leader.

### **Outstanding Jr. Member Award (Ages 8-14)**

Members are nominated for outstanding leadership and project mastery by their 4-H Club Leader.

**OUTSTANDING MEMBERS** receive a \$50 check from the Winnebago County 4-H & Extension Foundation.

**Linda Dougherty Memorial Award** – The winner is presented in memory of Linda Dougherty (longtime 4-H dog project leader) and the member who receives this award is chosen by the Dog Committee from all members enrolled in the dog project. This award is presented at 4-H Recognition Night.

**Gerald Kinney Memorial Award** – 4-H member must be currently enrolled in 1<sup>st</sup> or 2<sup>nd</sup> year rabbit project and submit a 3-paragraph letter to the Extension Office summarizing his/her reasons for wanting to take a rabbit project. The winner of this award will receive a certificate for a free rabbit from one of the local rabbit breeders. The 4-H'er must also commit to enroll in the rabbit project the following year where they will show the rabbit he/she won. Deadline for submission of letter to Extension Office is October 1<sup>st</sup>. Letters are judged by special awards committee.

**Treasurer Award** - The treasurer's books from each club are evaluated and judged. The top treasurer award is presented at our 4-H Recognition Event in the fall. Accuracy, neatness and completeness are a must.

**Secretary Award** - The secretary books from each club are evaluated and judged for neatness and completeness. Awards are presented to the best 4-H Club Secretary at the 4-H Recognition Event.

**Outstanding Horticulture Award – “Audrey Kinney Memorial”** – is awarded to the overall best horticulture exhibit.

**Mitchell Memorial Scholarship Award**– This award is presented in memory of Mike & Kyle Mitchell. This scholarship is to be used for books or tuition only. Current 4-H members, or those who have aged out of 4-H this past year, and have been accepted to college, are eligible for this scholarship award. A GPA of at least 3.0 based on a 4.0 grade scale is required. The Seward Determination 4-H Club Scholarship committee will determine the recipient. Use of the scholarship money will be based on the honor system. Presentation of the award will be at the 4-H Recognition event in the fall.

**Cloverbud Awards** – Presented at 4-H Recognition Night to Cloverbuds who complete and exhibit their cloverbud project at the county fair. Participating Cloverbud Members receive a special “award”.

**Alumni Award** – This award is available to volunteer leaders and 4-H alumni who are nominated by club leaders and/or Extension staff. Winners receive special awards at Recognition Night.

## **CLUB AWARDS**

**Honor Club** – Multiple clubs may receive this award. The club leader must fill out a form for 4-H Honor Clubs. A club receives points for membership, attendance, projects, planned meetings, participation, club activities, community service, leader training, junior leaders and county committees. 4-H clubs achieving a score of 75 or above are designated as Honor Clubs and are awarded with a certificate and a 4-H gift on Recognition Night.

**Club of The Year** – This award goes to the club scoring the highest on the Honor Club Form. If there is a tie, the forms are then judged by an independent party to determine a winner. Important criteria include club participation and community service. The Club of the Year will receive a certificate and \$100 check sponsored by the Winnebago County 4-H & Extension Foundation.

**Robert Lund Memorial Award** – This award goes to the club with the BEST overall 4-H Promotion during National 4-H Week in October. The winning club will receive a \$50 check in memory of longtime 4-H volunteer, Robert Lund.

## WINNEBAGO COUNTY 4-H POLICIES

1. The 4-H club year is September 1 to August 31.
2. Any person, regardless of race, color, religion, gender, national origin, marital status, familial status, sexual orientation, or disability may participate in Illinois 4-H programs. Youth who are eight years of age and have not reached their nineteenth birthday on or before September 1 of the current 4-H year may enroll in Illinois 4-H clubs. An effort must be made to recruit minorities who live within the geographic boundaries of the club.
3. Eligibility to show is limited to boys and girls officially enrolled in a 4-H project in a 4-H Club in Winnebago County. 4-H members must also complete the ethics requirements (for livestock projects) and attend at least 1/3 of one's club meetings after enrollment in order to show.
4. A youth that enrolls in a 4-H club, but fails to attend at least 1/3 of the meetings or events, is not eligible to take part in 4-H exhibitions, receive 4-H premium money or award recognition.
5. All 4-H members must be enrolled in a minimum of one project. Previously enrolled 4-H'ers must be enrolled by the December 31st enrollment deadline in order to participate. New 4-H members must be enrolled by the deadline of APRIL 1<sup>st</sup> in order to exhibit. Enrollment is done through the 4-H ONLINE program. [www.il.4honline.com](http://www.il.4honline.com).
6. 4-H members not meeting all published deadlines will not be eligible for State Fair Delegate, Champion, Reserve Champion or any other higher award than a Blue, Red or White ribbon.
7. If 4-H members cannot be in attendance at time of judging, they must prepare a report called "Winnebago County 4-H Exhibit Report" and attach this report to their project for their leader or another 4-H club member to present to the judge at time of judging. If this report is not presented at time of judging, the project rating will be lower by one grade ("A" BLUE RIBBON goes to "B" RED RIBBON, etc.). Members can find this report online on our website or at the back of this program book.
8. In order to qualify as a Grand Champion, Reserve Grand Champion, Champion or Reserve Champion, or Class Winner, the project must receive an "A" (BLUE RIBBON) rating.
9. 4-H'ers will be expected to respect the rights of other participants at 4-H functions. The Winnebago County 4-H Youth Exhibitor Code of Conduct has been adopted by Winnebago County and will be in effect for all events and activities.
10. Each 4-H member must care for their own 4-H projects (this includes livestock exhibits).
11. Advanced entries are required for ALL 4-H exhibits. 4-H'ers may exhibit only in project areas in which they are enrolled.
12. 4-H age is calculated as of September 1 of the 4-H year.
13. 4-H Cloverbud members (age 5-7) may only show in the designated 4-H Cloverbud classes. They will receive participatory ribbons, but not be eligible to compete for Champion awards or premiums.
14. The \$20 4-H Program Fee with a max of \$60 per family is effective until further notice.
15. University of Illinois Extension staff or volunteers do not assume liability for loss, theft or damage to any exhibit.

## **ILLINOIS 4-H COVID-19 SOCIAL DISTANCING & SAFETY PRACTICES:**

The following COVID-19 social distancing/safety practices reflect requirements of Illinois Department of Public Health and University of Illinois event guidelines. These mitigation protocols may be modified to reflect requirements of local public health department based on local conditions at the time of the event.

1. Face coverings are required for all youth, spectators, volunteers, and staff when within the defined 4-H event space (inside and outside)
2. Everyone in attendance will practice social distancing during the event, including maintaining six feet of separation (both indoors and outdoors) from those who are not in their households. To allow for social distancing, building and spectator capacity will be limited based on current public health department guidelines.
3. Handwashing and sanitizing stations will be provided throughout the venue.
4. Anyone who has experienced COVID-19 symptoms within the previous seven days is asked to stay home. COVID-19 symptoms include fever, cough, loss of taste or smell, or shortness of breath.

If any of these guidelines presents a challenge for you, please contact us directly at 815-858-2273. We are happy to discuss what accommodations are possible so that we can look for ways that all youth can safely participate in this event.

**Illinois 4-H reserves the right to adjust or cancel events in the case of identified risk, such as changes in local COVID conditions or known instances of non-compliance with safety guidelines.**

## **4-H EXHIBIT ACCOMMODATIONS POLICY**

Any person, regardless of race, color, religion, sex, national origin, ancestry, marital status, familial status, sexual orientation including gender identity, or disability may participate in Illinois 4-H.

4-H members, families, volunteers, judges and superintendents must understand that at any time, whether it is apparent or not, Illinois Extension staff may be complying with an accommodations request to ensure a positive experience for all youth in 4-H. The following accommodation policies and practices must be followed at all times and will supersede any other policies written in this Program Book:

1. All youth and their families have a right to privacy in regards to an accommodations request.
2. Judges, volunteers and superintendents are not allowed to question a youth or parent about the nature of the disability or comment on the accommodation being made.
3. Specific accommodations for youth with disabilities may include, but are not limited to:
  - a. Having a parent or trusted adult nearby during the judging process;
  - b. Turning in a written project report, even though they are physically present;
  - c. Having another 4-H member present their project with a written project report, even though they are physically present;
  - d. Space accommodations, including access to a quieter space for judging;
  - e. Other, as decided upon by the youth, parents and Extension staff.
4. Every accommodation is unique to the individual. There is no one-size-fits-all accommodation.
5. No project will be lowered a grade or ineligible for State Fair selection due to an accommodation.
6. Judges, superintendents and 4-H volunteers are not guaranteed to have access to the existence of or details regarding an accommodations request. Therefore, at all times:

- a. Written comments on scoresheets should be positive, constructive, and related to the 4-H project and exhibitor's project-specific knowledge and learning process only.
  - b. Comments related to 4-H member demeanor, eye contact, ability to speak clearly, etc., are strictly prohibited and could be a violation of a youth's right to privacy.
  - c. Any questions regarding a youth's approach to judging should be directed to Extension staff only.
7. A separate space will be made available during 4-H exhibit days for any youth feeling overwhelmed by the judging process or environment. Any 4-H member is free to use this quiet space (for this purpose), not only youth requesting accommodations.

Any youth needing a reasonable accommodation to participate in a 4-H exhibit opportunity should contact the Extension office at (815) 986-4357 approximately 3 weeks in advance. However, if this time frame is missed, please call anyway and we will be happy to discuss what can be done.

### **4-H ABSENTEE FORM**

Members who cannot be present for judging, but would still like to participate, must submit a Fair Absentee Form and attach it to their project explaining what they did, what they learned, any problems they had, and what they might do differently next time. This form may be found online at [go.illinois.edu/jsw](http://go.illinois.edu/jsw).

Members may also choose another 4-H member or a leader to read their absentee form to the judges during the appropriate judging time.

### **IL 4-H CODE OF CONDUCT:**

The opportunity to participate in or attend 4-H activities is a privilege and not a right. All 4-H participants- youth, families, volunteers, and Extension staff- who participate in or attend any activity or event sponsored by the University of Illinois Extension 4-H Youth Development Program are expected to uphold the values of the Illinois 4-H program and conduct themselves according to the following standards. These standards also apply to online 4-H activity, including social media and internet presence.

1. **Create a welcoming environment for all.** Encourage everyone to fully participate in 4-H. Recognize that all people have skills and talents that can help others and improve the community. Though we will not always agree, we must disagree respectfully. When we disagree, try to understand why. Our priority is to create a safe, inclusive space for learning, sharing, and collaboration that is welcoming to people from diverse backgrounds, cultures, and perspectives. Diversity includes, but is not limited to: race, color, religion, political beliefs, national or ethnic origin immigration or citizenship status, sex, gender identity, and expression, transgender status, sexual orientation, age, marital or family status, educational level, learning style, pregnancy, physical appearance, body size, and individuals with disabilities.
2. **Bring your best self.** Conduct yourself in a manner that reflects honesty, integrity, self-control, and self-direction. Accept the results and outcomes of 4-H contests with grace and empathy for other participants, accept the final opinions of judges and evaluators. Be open to new ideas, suggestions, and opinions of others.
3. **Obey the law.** Commit no illegal acts. Do not possess, offer to others, or use alcohol, illegal drugs, or tobacco products, which include e-pens, e-pipes, e-hookah, e-cigars, JUULs, vapes, vape pens, or other electronic nicotine delivery systems. Do not possess or use weapons or firearms except as expressly permitted as part of a supervised 4-H shooting sports programming. Do not attend 4-H activities under the influence of alcohol or illegal substance.
4. **Honor diversity- yours and others.** Respect and uphold the rights and dignity of all persons who participate in 4-H programs.
5. **Create a safe environment.** Do not carelessly or intentionally harm or intimidate anyone in any way

(verbally, mentally, physically, or emotionally). Do not engage in romantic displays or sexual activities in either public or private situations. Be kind and compassionate toward others. Do not insult, harass, or bully others or engage in other hostile behaviors. Be considerate and courteous of all persons and their property.

6. **Be a team player.** Work cooperatively with all individuals involved in 4-H programs and activities. Be responsive to reasonable requests of the person in charge. Respect the integrity of the group and the groups' decision.
7. **Humane treatment of animals.** Treat animals humanely and teach 4-H youth to provide appropriate animal care.
8. **Participate fully.** Participate in and contribute to planned programs, be on time, and follow through on assigned tasks/responsibilities in a manner that fosters the safety, well-being, and quality of educational experience for self and others. Have fun!
9. **Watch what you wear.** Use good judgment. Wear clothing suited for the activity in which you will participate. Dress in a manner that is respectful to yourself and others. Clothing that displays or promotes violence, obscenity, illegal activities, discrimination, or intimidation is prohibited. Do not wear revealing clothing, such as short skirts or shorts, midriff-baring tops, or anything showing undergarments.
10. **Be a positive role model.** Act in a mature, responsible manner, recognizing you are role models for others and that you are representing both yourself and the University of Illinois Extension 4-H Youth Development program. Be responsible for your behavior, use positive and affirming language, and uphold exemplary standards of conduct at all 4-H activities.

## **CONSEQUENCES**

1. Participants will receive a verbal warning
2. Participants may remain at the event/activity but may be barred from future events.
3. Participants may be asked to leave the event/activity. If the participant is a youth, the parent(s) will be called and the youth will be sent home at the family's expense.

## **4-H PARTICIPANTS IN WINNEBAGO COUNTY AGREE TO THE FOLLOWING ADDITIONS:**

1. I believe that my participation in the 4-H program should demonstrate my own ability, knowledge and skill. I will do my own work and only accept advice and support from others.
2. I will not use abusive or questionable techniques in the feeding, fitting and showing of my animals. I will not resort to fraudulent, illegal or deceptive practices when fitting them for show. I also will not allow my parents, my supervisor or any other adult to employ such practices to my animal.
3. I will read and understand the rules of all 4-H shows in which I am a participant. I ask that my parents and the supervisor of my project not break the rules or make exception on my behalf. I wish for my project to be an example of how to accept what life has to offer – good or bad – and how to live with the outcome.
4. I realize that I am responsible for following the rules and accepting the consequences.
5. The superintendent and/or the grievance committee will deal with violation of any of the General 4-H Rules and/or 4-H Show Rules. The decision of the department superintendent and/or grievance committee will be final. Penalties could include losing the right to show for the current year and/or subsequent years, losing ribbon(s), trophy(s), the privilege to auction for the current year and/or subsequent years and the privilege to show at State Fair.

#### **4-H VOLUNTEER POLICY:**

1. All volunteers will be subject to the State 4-H Volunteer Policies. A copy of these policies can be obtained through each 4-H Organizational Leader or the University of Illinois Extension Office.
2. Volunteers that are serving the 4-H program will be supported by the Winnebago County 4-H program and will be given the information needed to do their job. If, while in a volunteer capacity for Winnebago County 4-H, a volunteer is negligent and is cited for a misdemeanor, the Winnebago County 4-H program will not be held responsible, and the volunteer may be dismissed.
3. 4-H Adult Behavior Guidelines: The opportunity to work with youth is a privileged position of trust that should be held only by those who are willing to demonstrate behaviors that fulfill this trust. For these reasons, the above code of conduct must be followed by volunteers working at the University of Illinois Extension Youth Program. Failure to comply with any of these guidelines may be the reason for the termination of a volunteer.
4. The Winnebago County 4-H Program relies on its volunteers to help implement and carry out some of the programming needs of 4-H. We do, however, realize that sometimes interests and commitments change, and volunteers may no longer be able to fulfill their volunteer role in our program. In cases where the volunteer is inactive for one year, or not able or willing to fulfill the duties of the volunteer role, we will remove the volunteer from this position. We will make several attempts to secure commitment yearly. If volunteers choose not to respond to a communication from the Extension Office, we will consider the lack of response as a resignation from the volunteer position. Volunteer opportunities will be reconsidered in the future if circumstances change.

#### **4-H CLOVERBUD PROGRAM**

1. The Cloverbud program is designed with specific educational objectives focused on the ages of 5-7 years. It is neither the intent nor the objective of the Illinois 4-H Cloverbud program to duplicate the 8-18-year-old Illinois 4-H member experience, nor to create a mini 4-H concept. The program is designed to give Cloverbuds a start in the 4-H "learning by doing" process. Competition is also not a part of the 4-H Cloverbud program.
2. Cloverbuds may participate in the county Cloverbud Show and county Cloverbud events. According to State 4-H Guidelines, Cloverbuds may not receive premium money for projects.
3. Cloverbuds may choose from the list of projects in the Cloverbud Section of the Winnebago County 4-H Program Book.

#### **4-H CLUB & PROJECT ENROLLMENT POLICIES:**

1. All 4-H members must be enrolled in a minimum of one project. To exhibit at any 4-H Show, 4-H members must be enrolled by the following dates:
  - **November 1-** previously enrolled 4-Hers
  - **December 15** - new member enrollment deadline to be able to exhibit at shows- **Extended for 2021 program year to February 15.**

Liability Waivers **MUST** be completed and returned to the Extension Office or postmarked by the above dates. A Liability waiver must be completed for every member. Parents may not put multiple 4-Hers on one waiver.

##### **Fair Registration Deadline Information**

- **June 15**— all fair entries must be entered online by 11:59 pm.
2. Youth may participate in 4-H under a shared membership arrangement with another county or state; however, **approval must be granted by both counties and states before enrollment.** Members may not collect premium money from the same project if participating in multiple county or state 4-H shows. Members may apply for 4-H awards or recognition in only one county or state. The member must carry

different projects in each county or state.

3. Youth may participate in multiple 4-H clubs in one county but must carry different projects in each club.
4. A member may enroll in a 4-H project after entering college, provided he/she can satisfactorily carry out the work of the project(s).
5. Any new members enrolling after the above dates will not be allowed to show in this year's show.

### **PREMIUM DISTRIBUTION**

1. 4-H premiums may be awarded to 4-H youth ages 8-18 exhibiting in premium eligible classes. Premiums for the 4-H Shows and exhibitions will be issued **one per eligible class** and determined by an "X" factor calculation based on the total amount of money available.
2. 4-H premiums will be distributed by the Winnebago County Extension office after the final 4-H show or exhibition and **only** after the Dept. of Ag have deposited the funds in our account.
3. Premiums will only be issued for the *top eight (8) projects* per exhibitor.
4. Showmanship, Gaming, Costumes and/or County projects are not eligible for premiums.
5. Cloverbud members (ages 5-7) do not receive premiums.

### **DISCLAIMER**

*"The Department of Agriculture shall use its best efforts to secure sufficient appropriations to fund premiums. In any year for which the General Assembly of the State of Illinois fails to make an appropriation sufficient to pay such premiums, premium amounts may not be accurately reflected in this Premium Book."*

There is no guarantee as to when or IF premium funds will be received. Therefore, when the funds are received, checks will be mailed. Please be patient and understand that it is in the hands of the Illinois Department of Ag.

### **TAX IMPLICATIONS FOR PRIZES, GIFTS, OR AWARDS**

Program Participants (including minors) will be required to provide their social security number or foreign national tax ID number before receiving a prize, gift, or award to ensure proper IRS reporting as required by law. This sensitive information is kept confidential and handled through security-protected software (PEAR). Participants will not be eligible for the prize, gift, or award if social security or foreign national tax ID information is not provided.

### **4-H EXHIBITS:**

1. All exhibits must be part of a 4-H project the member is enrolled in for the current 4-H year. All exhibits must be produced and/or cared for by the exhibiting 4-H member. All exhibits must be products of the current 4-H year.
2. In all matters relating to the eligibility of an exhibit, the 4-H Extension Staff and department Superintendent will have the final decision.
3. For questions on the interpretation of rules and regulations, see a 4-H Extension Staff member. The 4-H Extension Staff will confer with the Show Superintendent on all decisions concerning the interpretation of the rules and regulations. 4-H Extension Staff has the final decision.
4. 4-H members should refer to each project area for further rules and policies relating to that exhibit.
5. Parents will **not** be allowed to make comments to the judge, or answer questions for the child, during or after conference judging. Parents are asked to step away from the judging table and allow the youth member to interact with the judge on their own unless an accommodation has been made.
6. Every exhibit will be critiqued in a discussion with the judge. The exhibitor **MUST** be present for this evaluation, if at all possible. If the 4-Her cannot be present, the exhibit must be accompanied by the



absentee exhibit form which may be found on the Extension Office website. You must call the Extension Office and inform them of the 4-Hers absence BEFORE the 4-H Fair. This rule does not apply to live animal exhibits. In the absence of the 4-Her, the live animal exhibit may be exhibited by another 4-Her.

7. **The decision of the judge is final.** Keep in mind that our judges graciously give of their time and expertise; we all need to treat them with respect.
8. State Fair eligibility will not determine who receives the Champion or Reserve Award.
9. 4-H Clubs may not establish club meeting attendance policies for eligibility to exhibit at the county level or beyond. The county may establish a club meeting attendance policy. Clubs may implement an “officer contract” to accompany the attendance policy.
10. A project made for a project area may only be exhibited in one project area. For example: if a clothing item is made for Clothing & Textiles-STEAM, it **may not** be shown in Visual Arts – Fiber as well.
11. A member may enroll in as many classes of a specific project (i.e. Visual Arts – paper (class), wood (class), glass (class), etc.) as he/she wishes. A 4-Her may also show two different projects in one class; however, the 4-Her must note the project quantity during the fair registration process. **Only one project in each class will be paid a premium.** For example Two Visual Arts– Glass projects may be shown, but the 4-Her will only receive one premium in the Glass class.
12. It will be up to the 4-H Extension Staff to determine if the 4-Her can replace an animal after the registration deadline if: **1)** an accident or situation occurs with an animal that leaves an animal dead or injured; **2)** 4-Her has registered that animal to show; **3)** 4-Her doesn't have another animal registered to show in that same species.
13. If a 4-H project is deemed to be in the wrong project area or does not meet project requirements, the 4-Her is still eligible to show but **may not** be eligible for Champion, Reserve Champion, award, or State Fair based on 4-H Staff and Show Superintendent's input.

### **STATE FAIR EXHIBIT GUIDELINES:**

1. Exhibitors must have been preselected by their County 4-H Extension program as a state fair exhibitor.
2. Exhibitors must be currently enrolled as a 4-H member and have been at least 8 years old as of September 1 of the current year. Parents and leaders should make provisions to the adequate care and supervision of exhibitors.
3. Exhibitors must be enrolled in the project or have participated in the activity in which they are exhibiting during the current 4-H year. Due to the nature of the conference judging process, exhibitors must be present with the exhibit on their assigned county exhibition day. Scheduling adjustments for religious reasons may be requested by contacting the IL State 4-H Office @ [illinois.4H@illinois.edu](mailto:illinois.4H@illinois.edu) by August 1 of the current year.
4. Exhibitors must be present for judging. No Skype or FaceTime sessions will be allowed. If a 4-H member needs reasonable accommodation to participate in the General Project Show, please contact the IL State 4-H office at [Illinois.4H@illinois.edu](mailto:Illinois.4H@illinois.edu) by August 1 of the current year.

### **ENTRY PROCEDURE**

5. Local Extension offices will make all entries for their 4-H members via 4-H Online by August 1 of the current year. Counties needing permission for late entries after August 1. Counties needing permission for late entries after August 1 (due to late local shows) should contact Dan Horn at the State 4-H Office in writing by July 15 of the current year.

## GENERAL GUIDELINES

6. All exhibits must be products of the current 4-H year. The same product that is selected at the county level must be the one exhibited at the State Fair (except for Food and Nutrition--must be the same recipe), Crops, Floriculture, and Vegetable Gardening exhibits (must be the same species/type (i.e. slicing tomatoes, snap beans, onions, etc.)). Modifications can be made to the original county exhibit to meet State Fair class requirements or to incorporate suggested improvements made by the local judge. Determination of exhibit eligibility rests solely with the University of Illinois Extension Assistant Dean and Director, 4-H, and designated persons.
7. A 4-H member may enter only one individual exhibit and one group exhibit in the 4-H General Project Show. This also applies to exhibitors who are enrolled in projects in two different counties. If they are identified as a state fair delegate in two counties, they will have to choose one individual and/or group project exhibit.
8. Exhibits illustrating inappropriate subject matter and /or graphics are not acceptable. The Superintendents reserve the right to remove exhibits deemed inappropriate or dangerous for youth audiences. The contest of any 4-H competitive presentation does not necessarily reflect the beliefs or views of the IL State Fair or the University of Illinois Extension.
9. Some exhibit areas may have size limitations. Read the descriptions carefully. Please choose a display size that is most appropriate for the exhibit you are bringing. Larger does not always mean better, use good judgment in creating your exhibit. Exhibitors will need to carry their project from the distant parking lots on the fairgrounds.
10. **INNOVATION CLASSES** are open to all 4-H members. Members choosing to exhibit in the Innovation class may be enrolled at any level of the project they are studying. Members choosing to exhibit in the Innovation class must decide the best way to show off their project mastery and knowledge for the year in that project category. Some suggestions are provided for each category, but members may choose any method they want for demonstrating project learning as long as it does not fit in any other class in the category. Only selected project categories have an Innovation option.
11. **READY4LIFE CLASSES** (Career & Entrepreneurship Exploration) are open to any 4-H member who was at least 11 years of age by September 1 of the current 4-H year. Members choosing to exhibit in the READY4LIFE class may be enrolled at any level of the project they are studying. Exhibits should show the connection between the project area and related career or business opportunities. Members may choose any method they want for demonstration project learning. Counties are eligible to send one READY4LIFE exhibit for each project category in addition to the total allowed for that division.

## **STATE FAIR SCHEDULE:**

1. The County Extension Office will provide official exhibit tags for all exhibitors before the state fair. This entry tag should be filled out and securely attached to the exhibit. County exhibit tags and ribbons should be removed.
2. All Winnebago County exhibitors will compete on **Friday, August 13, 2021.**
3. The General Project Exhibit will be held in the Orr Building of the state fairgrounds. Members must drop off their projects any time from 8-9:30 am. All projects should be in place by 9:30 am. Judging is scheduled throughout the day. The judging schedule will be posted in each area. Members should check the judging schedule and return to the judging area about 10 minutes before their scheduled judging time. Projects must remain on display throughout the day until 3:30 pm. All projects must be removed no later than 4:30 pm daily. If you cannot remain until 3:30, you may make arrangements with another person from your county to pick up your project on your behalf, as long as you provide them with your claim ticket.

### **STATE FAIR RECOGNITION:**

1. All exhibitors will receive an Award of Excellence ribbon for participating. Approximately 25% of exhibitors will be awarded Superior awards at the judge's discretion. Judges take into account the display and information provided during the interview in determining Superior awards. Exhibitors who do not follow the exhibit class guidelines and requirements are ineligible to receive Superior Awards. The judge's decision that is posted on the official's judge's class lists is final unless it has been determined that an exhibitor has not followed the guidelines or rules for that exhibit class.
2. Premium checks will be awarded to those exhibitors who receive a Superior award. The amount of the individual premium is determined by a total number of Superior awards given. Exhibits must remain on display until the posted release time or whenever judging is completed, whichever is later.

### **USE OF 4-H NAME AND EMBLEM:**

1. The 4-H Clover is the official emblem of all 4-H organizations nationwide. All 4-H materials should include the 4-H emblem to create and reinforce the 4-H identity. In addition, 4-H materials produced in Illinois should include the University of Illinois Extension logo to reinforce the relationship between Extension and 4-H.
2. 4-H Clubs and Groups are authorized by their local University of Illinois Extension Office to use the 4-H name and emblem. This privilege brings a degree of accountability to the USDA, the University of Illinois Extension, and the local community served by the 4-H Club/Group. Please contact the Extension Office for guidelines on the proper use of name and emblem, before use. This applies to t-shirts, club booths, window displays, etc.



## HELPFUL HINTS FOR PREPARING YOUR EXHIBITS

4-H projects are exhibited at various 4-H Shows. Project areas exhibited at each show are noted in the program book index. County show dates are also listed in the program book. Before arriving at the show to exhibit your project, please review the following hints:

Hint #1 You may exhibit only in project areas you are enrolled in!

To determine which individual class to enter, refer to the Winnebago County 4-H Program Book for your project's class number. The class number is listed next to the class name. Each class will note display requirements.

Example: Program Book

Class number

Project name

**53962**

**Outdoor Meals**

Prepare an exhibit of three (3) breakfast cookies from the recipe in the Project Manual

### **Project requirement**

If the requirements note "display 3 breakfast cookies" bring only those items and that number of items; not 4 or 6 cookies, or chocolate chip or molasses cookies.

The judge will be given a copy of your class requirements. They will refer to these requirements when judging your exhibit.

Hint #2 Read all of the rules or notes at the beginning of the class description. Any special rules will be noted, along with any special State Fair requirements. These rules should be kept in mind while completing your project.

**4-H Members are responsible for knowing the requirements of the classes they are enrolled in.**

Example: **Visual Arts Metal:** (SF 50342)

Any original item made of metal such as sculpture, tin punch, engraved metal, and jewelry. Items intended for industrial use (as tools and/or shop items) are not considered part of this Visual Arts project and are not eligible for entry. Metal items that have been partially or totally created through the use of laser cutting programs/devices should be entered in Computer-Generated Art.

Hint #3 Submit your Fair Entry registration before the June 15<sup>th</sup> deadline! After you decide what you will be exhibiting, log on to Fair Entry: <http://winnebago4-hfair.fairentry.com>

Hint #4 When exhibits are judged, ribbons are awarded for meeting the following standards:

Blue ribbon- project exhibit meets the standard requirements.

Red ribbon- project exhibit needs some improvement.

White ribbon- project exhibit needs a lot of improvement.

Hint #5 Plan Ahead! You can learn and have fun while completing a 4-H project. However, if you wait until the last minute to start your project, it will become a stressful chore rather than a fun learning experience.

Hint #6 If you have a question, ask your leader or call the Extension Office (815) 986-4357.

## WINNEBAGO COUNTY 4-H GENERAL PROJECTS & LIVESTOCK SHOW RULES

1. The 4-H Show Board/University of Illinois Extension reserves the right to reject any exhibit.
2. The 4-H Show Board/University of Illinois Extension is not responsible for any 4-H projects or personal possessions lost, stolen or damaged at the 4-H Show and Winnebago County Fair.
3. Premiums may be paid for eligible projects exhibited at the 4-H Show (no premium for county only projects). Premiums may be paid for a **maximum of eight projects** (one per class) shown using the X Factor. Please see disclaimer under PREMIUM DISTRIBUTION Policies.
4. Exhibits not following prescribed rules will be lowered one grade and will be ineligible for Class Winner or any higher award.
5. All General Projects must be products of the current year and produced by the exhibiting 4-H member.
6. All questions on rules and regulations during fair time are to be referred to an Extension staff member at the 4-H Show Office in Building #4 on the fairgrounds.
7. All exhibits must be entered according to the instructions of the Winnebago County Extension Office, prior to the 4-H Show. Fair entries are due by June 15<sup>th</sup> and will be completed through <http://winnebago4-hfair.fairentry.com>.
8. The following judging system will be used to place projects – Blue (A Rating), Red (B Rating), and White (C Rating). Only 4-H members will be permitted to show projects (exhibits).
9. A 4-H member may enroll in and exhibit in as many different project areas as they wish, noting that premiums may only be paid up to 8 exhibits.
10. Each exhibitor will be permitted to show two entries per class, unless specified otherwise under individual project rules.
11. Parents are responsible for their children at all times during the 4-H Shows.
12. In order to receive a Champion, Reserve Champion, Grand Champion or Reserve Grand Champion, participants must receive an “A” rating (BLUE RIBBON) for their project. A Class Winner Ribbon will be awarded to the winner of the class, as long as the project followed all prescribed rules.
13. 4-H members not meeting all published deadlines will **NOT** be eligible to receive Grand Champion, Reserve Grand Champion, Champion or Reserve Champion awards. These members will also **NOT** be eligible for State Fair or the livestock auction.
14. STATE FAIR DELEGATES must be the BEST of the BEST – just because a project may have gotten a CHAMPION designation at the county fair, does not necessarily mean it will be selected as a STATE FAIR delegate.
15. In addition to the general rules above, please review division rules and individual exhibit requirements under each project category in this book.
16. Any changes or errors in the rules and regulations will be posted online and will be the **FINAL AUTHORITY**. Therefore, any errors in this program book will not excuse failure to comply with current rules and regulations.



## LIVESTOCK SECTION

# WINNEBAGO COUNTY 4-H LIVESTOCK PROJECTS

## General Rules & Regulations

1. All registered livestock must be in the exhibitor's name by the LIVESTOCK OWNERSHIP DATES (listed below) or a joint ownership agreement on file in the County Extension Office.
2. 4-H members who desire an "**early release**" to remove their livestock to show at another fair must request permission from the department superintendent at the time they enter. Early release must be approved by the department superintendent. Extension staff should also be notified in case of questions/issues.
3. All livestock shall be positively identified by ear tags, ear notches, or tattoos. Registration papers from purebred stock must be presented to the department superintendent at the time of arrival.
4. In order to show horses, poultry, rabbits, small pets, dogs and/or cats at the Winnebago County 4-H Show or at the Illinois State Fair, 4-H members are **required** to complete an online quality assurance & ethics clinic by June 1st. The online clinic is found at: <http://web.extension.illinois.edu/qaec/>. Please call the Extension Office (815) 986-4357 if you have questions or need help with this.
5. **4-H Members showing BEEF, DAIRY CATTLE, SHEEP, SWINE and GOATS are required to be YQCA Certified** – meaning they need to take the Youth for the Quality Care of Animals training each year. This training may be taken online or at one of the face-to-face training opportunities offered by each county. The website for completing this online training or registering for the face-to-face trainings is: <https://yqca.learnrow.io>. This training **MUST** be completed by June 1<sup>st</sup> each year.
6. **IMPORTANT: If you have animals out at the 4-H shows, it is your responsibility to make sure they have the proper amount of food and water each and every day. This is your ethical responsibility as a 4-H member showing animals.**
7. Livestock projects, including rabbits and poultry, must be purchased by required ownership date for each species.
8. The following COVID-19 social distancing and safety practices reflect requirements of the Illinois Department of Public Health and University of Illinois event guidelines. These mitigation protocols also may be modified to reflect any requirements of the local public health department based on local conditions at the time of the event. 1.Face coverings are required for all youth, spectators, volunteers, and staff when within the defined 4-H event space (inside or outside)2.Everyone in attendance will practice social distancing during the event, including maintaining six feet of separation (both indoors and outdoors) from those who are not in their households. To allow for social distancing, building and spectator capacity may be limited based on current public health department guidelines. 3. Handwashing and sanitizing stations will be provided throughout the venue. 4.Anyone who has experienced COVID-19 symptoms within the previous seven days is asked to stay home. COVID-19 symptoms include fever, cough, loss of taste or smell, or shortness of breath.

### LIVESTOCK OWNERSHIP DATES:

January 1 <sup>st</sup>	Beef, Dairy Cows
May 1 <sup>st</sup>	Horse & Pony, Swine & Dogs
June 1 <sup>st</sup>	Dairy Calves & Heifers, Sheep, Goats, Cats, Poultry, Rabbits & Cavies

## 4-H Livestock Show Dress Code

In an effort to promote a uniform professional appearance by 4-H members, the following dress code is to be followed by all 4-H Livestock exhibitors while in the show ring and sale ring. Deviations from the dress code will result in a request to change before you show or sell your animal. This dress code is not subject to personal interpretation and will be strictly adhered to. The following is considered appropriate attire:

IMPORTANT

- Clothes must be clean and in good repair, free of holes, tears, and slashes.
- No lettering on shirts or hats except 4-H club names, Winnebago County 4-H, your own farm name, or name of a breed association.
- Clothes must be free from violent or drug-related material, or anything that alludes to violations of the 4-H Code of Conduct. This includes references to tobacco and alcohol.
- Please wear jeans or long pants. No shorts or cut-off jeans.
- Shirts must have sleeves. Sleeves may be short or long.
- Midriffs should be fully covered by shirts and pants.
- No see-through garments.
- Closed-toe shoes must be worn. Work boots are preferred.
- Horse exhibitors should follow the dress code and safety gear requirements as stated by the horse department.
- Dairy exhibitors should wear white jeans or pants in the show ring.

Please remember that you are representing 4-H. Your attire should reflect favorably on your family, 4-H club, and the Winnebago County 4-H program.



## BEEF PROJECT

**Beef Superintendent:** Ralph Koning (815) 979-1829 and Kathy Koning-McClure (815) 275-8268  
(kkoningmcclure@frontier.com)

### General Rules & Regulations:

1. Health certificates and registration papers must be presented to the department superintendents upon arrival at the Fairgrounds.
2. Exhibitor will use only stalls assigned to him/her by department superintendents.
3. Animals showing scabies, ringworm, or mange will be barred from the 4-H Show.
4. Market steers and heifers will be weighed "off the truck". Feeding or watering before weighing IS NOT PERMITTED. Superintendent reserves the right to re-weigh steers and market heifers.
5. Market steer classes will be determined by weight to be announced Wednesday a.m.
6. Animals with warts must have a signed statement from a veterinarian showing vaccination at least two weeks before the 4-H Show.
7. Registered beef must show proof of registry. (This includes steers.) All animal papers must be kept on the fairgrounds.
8. 4-H'ers may show two entries in the same class-as long as a 4-H'er shows the second entry.
9. Market steers and heifers must be born after **January 1, 2020**.  
**In order to show beef at the Winnebago County 4-H Show or at the Illinois State Fair: 4-H Members showing BEEF are required to be YQCA Certified** – meaning they need to take the Youth for the Quality Care of Animals training each year. This training may be taken online or at one of the face-to-face training opportunities offered by each county. The website for completing this online training or registering for the face-to-face trainings is: <https://yqca.learnrow.io>. This training MUST be completed by June 1<sup>st</sup> each year.
10. All beef projects must be de-horned.
11. Grooming of show animals must be done only by the 4-H member or immediate family.
12. If you are leasing an animal to show at the fair, all lease forms must be submitted to the Ext.office by May 1<sup>st</sup>.
13. The following COVID-19 social distancing and safety practices reflect requirements of the Illinois Department of Public Health and University of Illinois event guidelines. These mitigation protocols also may be modified to reflect any requirements of the local public health department based on local conditions at the time of the event. 1.Face coverings are required for all youth, spectators, volunteers, and staff when within the defined 4-H event space (inside or outside)2.Everyone in attendance will practice social distancing during the event, including maintaining six feet of separation (both indoors and outdoors) from those who are not in their households. To allow for social distancing, building and spectator capacity may be limited based on current public health department guidelines. 3. Handwashing and sanitizing stations will be provided throughout the venue. 4.Anyone who has experienced COVID-19 symptoms within the previous seven days is asked to stay home. COVID-19 symptoms include fever, cough, loss of taste or smell, or shortness of breath.

### Beef Bucket Calf Class

Members can compete in the Bucket Calf Class. The calf can be any breed. Only one calf entry per exhibitor and calves must be born between March 15 and May 30 of the current year. Exhibitors must bring their completed record sheets with them to judging. You will be judged on your completed record sheets, knowledge of the calf and the general health and appearance of the calf.

Check-in for calves will be immediately before the Beef Show.

Judging will take place as the first class of the 4-H Beef Show. Calves will be released to be taken home after the 4-H Beef Show the same day. This is a county project only and is not eligible premium funds. Trophy & Ribbon will be awarded for Champion and Reserve.

## Dairy Steers:

1. Steer must be 100% Dairy - **NOT** a Dairy Beef Cross
2. Steer must be born **after** January 1, 2020

## The Following Two (2) Classes are non-premium:

1. **Club Market Beef:** Three (3) market animals from two (2) members in a club. This class will be judged on conformation only.
2. **Jr. Herd:** Two (2) or three (3) breeding animals owned by one 4-H'er and shown only by 4-H'ers.

## Market Beef Classes:



**All market beef must attend the February Weigh-In and be weighed and tattooed in order to show at the 4-H Show and/or sell in the 4-H Auction.**

Angus, Hereford and Shorthorn must have registration papers to show in the breed class, otherwise they will be shown in the X-Bred class. All breeds of market heifers will be shown in the same class.

Awards will be given for Champion Market Heifer, Champion Angus Steer, Champion Hereford Steer, Champion Shorthorn Steer and Champion X-Bred Steer.

An Overall Grand Champion and Overall Reserve Grand Champion will be selected from the above champions.

**Steers will be split into the following subclasses:**

**Angus  
Hereford  
Shorthorn  
X-Bred/AOB**

**Classes will be determined by weight.**

## Registered & Grade Breeding Beef Classes:

**REGISTRATION PAPERS ARE REQUIRED TO SHOW IN THE REGISTERED CLASSES. IF NO PAPERS ARE PRESENTED, YOU WILL SHOW IN GRADE CLASSES.**

### BEEF CLASS DESCRIPTIONS:

**Jr. Bull Calf** – born after **Jan 1 of the current year**

**Jr. Heifer Calf** – born after **Jan 1 of the current year**

**Sr. Calf** – born **9/1/20 to 12/31/20**

**Summer Yearling Heifer** – born **6/1/20 to 8/31/20**

**Spring Yearling Heifer** – born **4/1/20 to 5/31/20**

**Jr. Yearling Heifer** – born **1/1/20 to 3/31/20**

**Sr. Yearling Heifer** – born **7/1/19 to 12/31/19**

**2 yr. old Cow** – born **7/1/18 to 6/30/19**

**Cow** – born prior to **7/1/18**

**Breeding Beef Classes will have the following subclasses:**

**Angus  
Hereford  
Shorthorn  
Simmental  
AOB (All other breeds)**

**Awards will be given for Champion Angus Female, Champion Hereford Female, Champion Shorthorn Female, Champion Simmental Female, Champion AOB Female and Champion Grade Female.**

**An Overall Grand Champion and Overall Reserve Grand Champion will be selected from the above champions.**

**BEEF SHOWMANSHIP CLASSES:** Awards will be given for

- Jr. Beef Showmanship (ages 10 & under)
- Intermediate Beef Showmanship (ages 11-14)
- Sr. Beef Showmanship (ages 15 & up)

**BEEF CLASSES BELOW ARE JUDGED ON GENERAL PROJECTS DAY**

**Beef Animal Science (SF 50135)**

Prepare a display focusing on any activity related to the beef project. Demonstrate the skills and knowledge you have gained through the animal project you studied. The exhibit may include, but isn't limited to, original works, objects, demonstrations, digital presentations, programs, websites, games, apps, performances, or posters which you have made. Choose whatever method best shows what you've learned. You must furnish any equipment you need for your exhibit. Internet service will not be provided for the exhibit. All exhibits must include something visual, such as a printed copy of a digital presentation, which will remain on display during the exhibition. Electronic equipment will only be used during your personal judging time and will not remain on display during the entire exhibit period. Live animals are not permitted as exhibits in this area. For safety reasons, exhibits cannot include glass, syringes with needles or any other sharp objects.

**Animal Science Beef Ready4Life Challenge (SF 50137)**

**Open to 11- to 18-year-olds enrolled in any Beef project.**

Exhibits in this category must include the following: a) a physical representation of the career or business product such as a model, prototype or display/portfolio that includes images of accomplished work; b) verbal or written explanations that demonstrate knowledge of the related career or business fields, potential careers, and the appropriate requirements for achievement in those fields. The judging criteria for this class values thoroughness of career and/or business exploration and pursuit above the workmanship of the physical specimen on display.

## CAT PROJECT

**Cat Superintendent:** Mary Ann Arenson (815) 239-1241

### Health Regulations:

1. All cats must show proof of vaccination for Distemper, Rhinotracheitis, Calici Virus and Rabies. **Vaccinations must be within one year of the Show.** Please bring proof of vaccination with you to the 4-H Cat Show.
2. All cats will be inspected by a veterinarian upon arrival at the 4-H Show. Any cat that is sick or has any infection or transmissible condition **WILL NOT BE ALLOWED TO BE SHOWN.**
3. All female cats must be non-nursing and non-pregnant.

### General Regulations:

1. Each cat's nails must be clipped.
2. Each cat's ears must be free of mites and infections. Ears should be cleaned.
3. Each cat must be free of fleas and skin disorders. Cats should be bathed.
4. **All kittens must be over four (4) months old and under eight (8) months old.**
5. One cat entry per class permitted.
6. In order to show companion animals (cats) at the Winnebago County 4-H Show, 4-H members are required to complete a Quality Assurance & Ethics training by June 1<sup>st</sup>. This needs to be taken only once. The online training is found at <http://web.extension.illinois.edu/qaec> Please call the Extension office if you have questions or need help.
7. The following COVID-19 social distancing and safety practices reflect requirements of the Illinois Department of Public Health and University of Illinois event guidelines. These mitigation protocols also may be modified to reflect any requirements of the local public health department based on local conditions at the time of the event. 1.Face coverings are required for all youth, spectators, volunteers, and staff when within the defined 4-H event space (inside or outside)2.Everyone in attendance will practice social distancing during the event, including maintaining six feet of separation (both indoors and outdoors) from those who are not in their households. To allow for social distancing, building and spectator capacity may be limited based on current public health department guidelines. 3. Handwashing and sanitizing stations will be provided throughout the venue. 4.Anyone who has experienced COVID-19 symptoms within the previous seven days is asked to stay home. COVID-19 symptoms include fever, cough, loss of taste or smell, or shortness of breath.

**Judging:** Basic judging is on the overall condition of the cat. The cat should be in good weight for its size and age. Cleanliness, grooming, condition, and health are the important criteria for judging all cats.

**CLASSES MAY BE SHOWN IN DIFFERENT ORDER THAN LISTED.**

The Cat Committee reserves the right to cancel, combine or split classes depending on number of entries.

Enter a FEMALE cat as a female or a spay; NOT both. Enter a MALE cat as a male or a neuter; NOT Both.

<b><u>CLASS #</u></b>	<b><u>DESCRIPTION</u></b>
K-1	All Kittens (4 months – 8 months old)
C-1	Cat–MALE (not neutered)
C-2	Cat–FEMALE (not spayed)
C-3	Cat – Long Hair NEUTERED Male
C-4	Cat – Long Hair SPAYED Female
C-5	Cat – Short Hair NEUTERED Male
C-6	Cat – Short Hair SPAYED Female
C-7	Cat Costume Class
C-8	Decorated Cage/Carrier Class

<b>RIBBON &amp; AWARDS</b>
<ul style="list-style-type: none"><li>• Champion &amp; Reserve Champion Ribbons will be awarded in each class.</li><li>• <b>GRAND Champion Award and RESERVE GRAND Champion Award</b> will be given out for Overall Cat and also best Cat Costume.</li></ul>

**Decorated Cage or Carrier Class** - Items that can be used to decorate include such things as towels for the bottom of the cage, ribbons, bows, cut-outs, streamers, etc. Ribbons only, no premiums are given in this area.

**CAT CLASSES BELOW ARE JUDGED ON GENERAL PROJECTS DAY – FRIDAY, JULY 31, 2020**

**Cat Animal Science (SF 50135)**

Prepare a display focusing on any activity related to the cat project. Demonstrate the skills and knowledge you have gained through the animal project you studied. The exhibit may include, but isn't limited to, original works, objects, demonstrations, digital presentations, programs, websites, games, apps, performances, or posters which you have made. Choose whatever method best shows what you've learned. You must furnish any equipment you need for your exhibit. Internet service will not be provided for the exhibit. All exhibits must include something visual, such as a printed copy of a digital presentation, which will remain on display during the exhibition. Electronic equipment will only be used during your personal judging time and will not remain on display during the entire exhibit period. Live animals are not permitted as exhibits in this area. For safety reasons, exhibits cannot include glass, syringes with needles or any other sharp objects.

**Animal Science Cat Ready4Life Challenge (SF 50137)**

**Open to 11- to 18-year-olds enrolled in any Cat project.**

Exhibits in this category must include the following: a) a physical representation of the career or business product such as a model, prototype or display/portfolio that includes images of accomplished work; b) verbal or written explanations that demonstrate knowledge of the related career or business fields, potential careers, and the appropriate requirements for achievement in those fields. The judging criteria for this class values thoroughness of career and/or business exploration and pursuit above the workmanship of the physical specimen on display.

## DAIRY CATTLE PROJECT

Dairy Show Superintendents:

Bob & Sue Kinney (815) 262-8714

Email: ucdf@stateline-isp.com

### General Regulations:

1. All dairy animals must be checked in on Tuesday of fair week, between 4:00 and 9:00 p.m.
2. Health certificates & registration papers must be presented to department superintendent at check-in.
3. Exhibitor will only use stalls assigned by department superintendents.
4. All 4-H members using milking machine MUST clean it up after using it.
5. No nurse calves other than natural offspring can be brought to the 4-H Show.
6. No calves born after June 1<sup>st</sup> of current 4-H year can be shown.
7. Registered dairy cattle must show proof of registry.
8. Judging order will be determined by superintendents.
9. ALL OTHER BREEDS includes all other dairy breeds. If there are enough cattle of any one breed to make a class, the superintendents will divide the classes accordingly.
10. 4-H'ers may show two entries in a given class as long as another 4-H'er shows the second entry.
11. To be eligible to compete in the 4-H Dairy Showmanship classes, the 4-H'er must have exhibited the animal in the 4-H Dairy Show.
12. In order to show dairy cattle at the Winnebago County 4-H Show or at the Illinois State Fair, **4-H Members are required to be YQCA Certified** – meaning they need to take the Youth for the Quality Care of Animals training each year. This training may be taken online or at one of the face-to-face training opportunities offered by each county. The website for completing this online training or registering for the face-to-face trainings is: <https://yqca.learnrow.io>. This training MUST be completed by June 1<sup>st</sup> each year.
13. **Ownership dates: January 1<sup>st</sup> – Dairy Cows, June 1<sup>st</sup> – Dairy Calves & Heifers**
14. The following COVID-19 social distancing and safety practices reflect requirements of the Illinois Department of Public Health and University of Illinois event guidelines. These mitigation protocols also may be modified to reflect any requirements of the local public health department based on local conditions at the time of the event. 1.Face coverings are required for all youth, spectators, volunteers, and staff when within the defined 4-H event space (inside or outside)2.Everyone in attendance will practice social distancing during the event, including maintaining six feet of separation (both indoors and outdoors) from those who are not in their households. To allow for social distancing, building and spectator capacity may be limited based on current public health department guidelines. 3. Handwashing and sanitizing stations will be provided throughout the venue. 4.Anyone who has experienced COVID-19 symptoms within the previous seven days is asked to stay home. COVID-19 symptoms include fever, cough, loss of taste or smell, or shortness of breath.

## DAIRY & GRADE SHOW CLASSES – ALL FEMALE

### Spring Heifer Calves

Born 3/1/21 to 5/31/21

### Winter Heifer Calves

Born 12/1/20 to 2/28/21

### Fall Heifer Calves

Born 9/1/20 to 11/30/20

### Summer Yearling Heifers

Born 6/1/20 to 8/31/20

### Spring Yearling Heifers

Born 3/1/20 to 5/31/20

### Winter Yearling Heifers

Born 12/1/19 to 2/28/20

### Fall Yearling Heifers

Born 9/1/19 to 11/30/19

### Cow 2 yr and under 3 yr

Born 9/1/18 to 8/31/19

### Cow 3 yr and under 4 yr

Born 9/1/17 to 8/31/18

### Cow 4 yr and under 5 yr

Born 9/1/16 to 8/31/17

### Aged Cow

Born before 9/1/16

### Dry Cow

Born before 9/1/15

The above classes will have subclasses of the following breeds:

Registered Holsteins – Registered Other Breeds – All Grades

**RIBBONS & AWARDS:** Awards are given for the following:

- Grand Champion Registered Holstein and Reserve Grand Champion Registered Holstein
- Grand Champion Grade Holstein and Reserve Grand Champion Grade Holstein
- Grand Champion All Other Breeds and Reserve Grand Champion All Other Breeds
- Grand Champion Overall Dairy and Reserve Grand Champion Overall Dairy
- Junior Grand Champion Overall Dairy and Junior Reserve Grand Champion Overall Dairy
- Grand Champion Overall Dairy Calf and Reserve Grand Champion Dairy Calf
- Champion Junior Dairy Showmanship
- Champion Intermediate Dairy Showmanship
- Champion Senior Dairy Showmanship
- Grand Champion Showmanship (Mitchell Memorial Award)

## Dairy Showmanship Classes:

Junior (10 & under)

Intermediate (11-14)

Senior (15 & up)

Champions from each level will compete for Overall Dairy Showmanship Award – The Mitchell Memorial Award.

## Other classes:

**Jr. Herd** 2 or 3 animals owned by 4-H members. May be combination of grade and registered animals.

**Club Herd** 3 animals owned by at least two members of the club. May be combination of grade and registered animals.

## **CLASSES BELOW ARE JUDGED ON GENERAL PROJECTS DAY**

### **Dairy Cattle Animal Science (SF 50135)**

Prepare a display focusing on any activity related to the dairy cattle project. Demonstrate the skills and knowledge you have gained through the animal project you studied. The exhibit may include, but isn't limited to, original works, objects, demonstrations, digital presentations, programs, websites, games, apps, performances, or posters which you have made. Choose whatever method best shows what you've learned. You must furnish any equipment you need for your exhibit. Internet service will not be provided for the exhibit. All exhibits must include something visual, such as a printed copy of a digital presentation, which will remain on display during the exhibition. Electronic equipment will only be used during your personal judging time and will not remain on display during the entire exhibit period. Live animals are not permitted as exhibits in this area. For safety reasons, exhibits cannot include glass, syringes with needles or any other sharp objects.

### **Animal Science Dairy Cattle Ready4Life Challenge (SF 50137)**

#### **(Open to 11- to 18-year-olds enrolled in any Dairy Cattle project)**

Exhibits in this category must include the following: a) a physical representation of the career or business product such as a model, prototype or display/portfolio that includes images of accomplished work; b) verbal or written explanations that demonstrate knowledge of the related career or business fields, potential careers, and the appropriate requirements for achievement in those fields. The judging criteria for this class values thoroughness of career and/or business exploration and pursuit above the workmanship of the physical specimen on display.



## DOG SHOW

### Co-Superintendents: OPEN

**4-H DOG CLASS INFORMATION** — Members are highly encouraged to enroll in classes at Forest City Dog Training Club for all obedience classes. FCDTC is giving youth members a 40% discount off the price of classes. Please register online through Forest City Dog Training Club - <http://www.forestcitydog.com/>. Your coupon code is 4H. Next session begins May 3<sup>rd</sup> and registration opens at the end of this month- they fill up fast with only 8 spots per class!

Forrest City also offers conformation classes on Thursday evenings- 4-H members can receive the junior rate of \$5 per class, but you must pre-register and let them know you should receive the junior rate and you are working for the 4-H Dog Show Project. There are also a very limited number of spots for these classes (limit of 8). <https://www.forestcitydog.com/session-2-class-schedule.html#/>

A copy of dog's vaccination record MUST be submitted to the Extension office by **May 1, 2021**.

### COUNTY RULES:

1. In order to show dogs at the Winnebago County 4-H Show or at the State 4-H Dog Show, all 4-H members are required to complete a Quality Assurance & Ethics Online Clinic by June 1<sup>st</sup>. This needs to be taken only once. The online clinic is found at <http://web.extension.illinois.edu/qaec>. Please call the Extension office if you have questions or need help.
2. Exhibitors shall be limited to one (1) entry/dog in each class.
3. Dogs may be purebred or mixed breed.
4. A dog being shown in the dog obedience project must be trained by and belong to the exhibitor or to a member of his/her immediate family or leased for the length of the project with a signed lease agreement. Dogs must be owned or leased by May 1<sup>st</sup>. Leased dogs must have a copy of the lease form and 2 photos filed in the Extension office by May 1.
5. Two children from the same family may show the same dog; however, the dog must be shown in different disciplines. (i.e. one child can show in Obedience and one child can show in Showmanship.)
6. Beginner Class I is for inexperienced handlers and inexperienced dogs only.
7. Beginner Class II is for:
  - a) Experienced handler with inexperienced dog OR,
  - b) Inexperienced handler with experienced dog.
8. **\*\*Proof of Dog's current (within last 12 months) VACCINATION RECORDS will be required.**
  - a) All dog owners must provide proof of the following vaccines: Bordetella, Rabies, & Negative Fecal
9. All dogs must be brought to the classes and show on a leash. **ALL OWNERS MUST CLEAN UP AFTER THEIR OWN DOGS. PLEASE BRING SUPPLIES TO DO SO!**
10. All dogs are required to wear a plain buckle, snap collar, or plain choke collar. (NO TAGS).
11. No spike collars or tags hanging from the collar will be allowed in the show ring.
12. Superintendent must be notified prior to judging if a dog is in season. Dogs in season must be

**VACCINATION RECORDS ARE DUE TO THE EXTENSION OFFICE BY MAY 1<sup>ST</sup>.**

kept away from other dogs in a separate area.

13. A dog that is not under the control of the exhibitor, or shows viciousness toward its handler, judge, or other dogs **WILL BE EXCUSED** from further competition upon direction of the Show Superintendent(s).
14. AKC rules will be used for judging.
15. Qualifying scores to receive ribbons in **OBEDIENCE CLASSES** are as follows:  
165-200 points=BLUE                      140-164 points=RED                      139 & below= WHITE
16. A qualifying score for **STATE FAIR** is **170 points** or more for all Obedience Classes. If a 4-H'er and their dog receive a qualifying score in Obedience, they are eligible to go to State Fair, regardless if they won Champion or Reserve Champion.
17. If a dog receives CHAMPION OR RESERVE CHAMPION at a given level in obedience, the dog must advance to the next level of classes up until NOVICE the following year. If a 4-H'er and his or her dog do not receive a qualifying score in Beginner Novice I their first year, they move to Beginner Novice II in their second year regardless.
18. **ALL** exhibitors will be expected to show in a Showmanship class. A slip neck leash should be used for showmanship classes. Showmanship classes are to be judged on the basis of appearance, performance of the exhibitor, health of the dog and knowledge the exhibitor has about his/her dog. Both purebreds and mixed breeds will be exhibited together. Judging is not on dog's conformation.
19. A run-off will be held in case of a tie for the total score. Heeling on lead exercises will be used. All other classes, novice off lead exercises will be used. Special concerns not covered by these rules will be acted upon by the Dog Superintendents and an Extension Staff member according to State rules.
20. **County rules are consistent with State rules, with the addition of the following State Fair only rules:**
  - a. Exhibitors must bring score sheet signed by the Judge of the County 4-H Show.
  - b. A handler cannot show in the Beginner, Graduate Beginner, or Novice class for more than one year in a row at the State Fair.
  - c. Female dogs in season **CANNOT** participate in the State Fair Show.
  - d. Dogs must have a qualifying score to receive premiums, ribbons, and awards.
21. Special concerns not covered by these rules will be acted upon by the Superintendent and members of the State 4-H Dog Obedience Advisory Committee.
22. The following COVID-19 social distancing and safety practices reflect requirements of the Illinois Department of Public Health and University of Illinois event guidelines. These mitigation protocols also may be modified to reflect any requirements of the local public health department based on local conditions at the time of the event.
  1. Face coverings are required for all youth, spectators, volunteers, and staff when within the defined 4-H event space (inside or outside)
  2. Everyone in attendance will practice social distancing during the event, including maintaining six feet of separation (both indoors and outdoors) from those who are not in their households. To allow for social distancing, building and spectator capacity may be limited based on current public health department guidelines.
  3. Handwashing and sanitizing stations will be provided throughout the venue.
  4. Anyone who has experienced COVID-19 symptoms within the previous seven days is asked to stay home. COVID-19 symptoms include fever, cough, loss of taste or smell, or shortness of breath.

## **DOG OBEDIENCE CLASSES**

If a 4-H'er and his/her dog receive a qualifying score in Beginner Class I, they then move to Graduate Beginner Class. If a 4-H'er and his/her dog do not receive a qualifying score in Beginner Class I, they move to Beginner Class II, etc.

**Beginner Novice I (SF 50401)** - For new handlers and inexperienced dogs first time in obedience program only. Exercises done on a leash should be 6-foot and made of canvas, leather, or nylon:

1. Heel on Leash (forward, halt, right turn, left turn, slow, normal, and fast). The last order signifies that the handler and dog must break pace. These orders may be given verbally or by utilizing posted signs..... Maximum points 40
2. Figure Eight (on Leash)..... Maximum points 40
3. Sit for Exam (on Leash) ..... Maximum points 40
4. Sit Stay (walk around ring)..... Maximum points 40
5. Recall (off leash front/no finish) ..... Maximum points 40

**Beginner Novice II (SF 50402)** - For experienced handlers and inexperienced dogs or experienced dogs with inexperienced handlers. The person handling and training the dog must enter this class if he/she has previously shown in Beginner Novice I. Exercises done on a leash should be 6-foot and made of canvas, leather, or nylon:

1. Heel on Leash (forward, halt, right turn, left turn, slow, normal, and fast). The last order signifies that the handler and dog must break pace. These orders may be given verbally or by utilizing posted signs..... Maximum points 40
2. Figure Eight (on Leash)..... Maximum points 40
3. Sit for Exam (on Leash) ..... Maximum points 40
4. Sit Stay (walk around ring)..... Maximum points 40
5. Recall (off leash front/no finish) ..... Maximum points 40

**NOTE:** If a 4-H'er and his/her dog receive a qualifying score in Beginner Novice II, they then move to Pre Novice. If a 4-H'er and his/her dog do not receive a qualifying score in Beginner Novice II, they stay in Beginner Novice II.

**Preferred Novice (SF 50403)** - For dogs which have qualified in either Beg Novice I or Beg Novice II. A sharp line leash is recommended. Exercises are as follows:

1. Heel on Leash and Figure 8 ..... Maximum points 40
2. Stand for Examination (off leash) ..... Maximum points 30
3. Heel Free (off leash)..... Maximum points 40
4. Recall (off leash with finish) ..... Maximum points 30
5. Sit or Down Stay-Walk around the Ring..... Maximum points 30
6. Sit Stay-Get Your Leash (off leash)..... Maximum points 30

**Novice (SF 50404)** - Novice is for dogs which have qualified in Pre Novice. Exercises are as follows:

1. Heel on Leash and Figure 8 (on leash) ..... Maximum points 40
2. Stand for Examination (off leash) ..... Maximum points 30
3. Heel Free (off leash)..... Maximum points 40
4. Recall (off leash)..... Maximum points 30
5. Sit Stay – Get your leash (off leash)..... Maximum points 30
6. Group Exercise – Sit & down Stay (on leash)..... Maximum points 30

**Graduate Novice (SF 50405)** - Graduate Novice is for dogs which have qualified in Novice Class.

Exercises are as follows:

1. Heel Free and Figure 8 (off leash)..... Maximum points 40
2. Drop on recall..... Maximum points 40
3. Dumbbell Recall ..... Maximum points 30
4. Recall over High Jump..... Maximum points 30
5. Recall over Broad Jump..... Maximum points 30
6. Stay-Get your leash (sit, down)..... Maximum points 30

**Preferred Open (SF 50406)** - Pre Open is for dogs which have qualified in Graduate Novice.

Exercises are as follows:

1. Heel Free and Figure 8 ..... Maximum points 40
2. Command Discrimination (stand, down, sit) ..... Maximum points 30
3. Drop on recall..... Maximum points 30
4. Retrieve on Flat ..... Maximum points 20
5. Retrieve over High Jump ..... Maximum points 30
6. Broad Jump ..... Maximum points 20
7. Stay-Get your leash (sit, down)..... Maximum points 30

**Open (SF 50407)** - Open is for dogs which have qualified in Pre Open. Exercises are as follows:

1. Heel Free and Figure 8 ..... Maximum points 40
2. Command Discrimination (stand, down, sit) ..... Maximum points 30
3. Drop on Recall..... Maximum points 30
4. Retrieve on Flat ..... Maximum points 20
5. Retrieve over High Jump ..... Maximum points 30
6. Broad Jump ..... Maximum points 20
7. Stay-Get your leash (sit, down)..... Maximum points 30

**Graduate Open (SF 50408)** - Graduate Open class is for dogs which have qualified in Open.

Exercises are as follows:

1. Signal Exercise ..... Maximum points 40
2. Scent Discrimination ..... Maximum points 30
3. Go Out ..... Maximum points 30
4. Directed Jumping ..... Maximum points 40
4. Moving Stand and Examination ..... Maximum points 30

- 6. Directed Retrieve ..... Maximum points 30

**Preferred Utility (SF 50409)** – Preferred Utility is for dogs which have qualified in Graduate Open Exercises are as follows:

- 1. Signal Exercise..... Maximum points 40
- 2. Scent Discrimination Article #1..... Maximum points 30
- 3. Scent Discrimination Article #2..... Maximum points 30
- 4. Directed Retrieve ..... Maximum points 30
- 5. Moving Stand and Examination ..... Maximum points 30
- 6. Directed Jumping ..... Maximum points 40

**Utility (SF 50410)** - Utility is for dogs which have qualified in Pre Utility. Exercises are as follows:

- 1. Signal Exercise..... Maximum points 40
- 2. Scent Discrimination Article #1..... Maximum points 30
- 3. Scent Discrimination Article #2..... Maximum points 30
- 4. Directed Retrieve ..... Maximum points 30
- 5. Moving Stand and Examination ..... Maximum points 30
- 6. Directed Jumping ..... Maximum points 40

**RALLY CLASSES** (Updated to match new classes at State)

Dog and handler teams navigate a course with numbered signs indicating different exercises to perform. Teams navigate the course at a brisk, continuous performance without direction from the judge. Handlers are encouraged to talk to their dogs during the performance.

**RALLY SCORING:**  
 70-100 = A (Blue Ribbon)  
 50-69 = B (Red Ribbon)  
 < 50 = C (White Ribbon)

**Prerequisite: at least one year of obedience prior.**

- 1. Dog/Handler team must receive a qualifying score of 70 out of 100 to compete at the state level.
- 2. The event will be timed. In event of a tie score, the fastest time will break the tie.
- 3. A Dog/Handler team must receive 3 qualifying scores before advancing to the next level.
- 4. Rally rings will be between 2000 x 3000 square feet with a minimum width of 30 feet.
- 5. Unless otherwise noted, handler may speak to the dog, pat their leg, or clap their hands to encourage.

**Rally Novice (50413)**

10-15 signs are used (not including start and finish). 3-7 of the signs must be “stationary” signs. Performed on leash.

**Rally Intermediate (50414)**

12-17 signs are used (not including start and finish). 3-7 of the signs must be “stationary” signs. At least 3 “advanced” signs. Performed on leash.

### **Rally Advanced (50415)**

12-17 signs are used (not including start and finish). 3-7 of the signs must be “stationary” signs. At least 3 “advanced” signs. Dog must jump once. Performed off leash.

### **Rally Excellent (50417)**

15-20 signs are used (not including start, finish, or call marker). Dog must jump twice. 2 or more of the signs must be “advanced” signs. 3 or more of the signs must be “excellent” signs. Must include a “Sit Stay” sign. Performed off leash. **Cannot pat leg or clap hands for encouragement.**

### **SHOWMANSHIP CLASSES (ALL exhibitors are expected to show in Showmanship)**

- Exhibitors will be judged on handling skill, knowledge of breed standards of their dog, dog show terminology and elementary dog anatomy. The judge has the right to question exhibitors in one or all of these areas.
- Dogs will be judged on cleanliness, general health and grooming.
- Purebred and non-purebred dogs are eligible for this class. The breed of dog has no bearing on judging or placement.
- A dog eligible for Showmanship that must be withdrawn for good and sufficient reason (a female in season or veterinarian excuse) may be replaced by another dog owned by the handler or the family. This must be made in writing (giving the reason) at the beginning of the show.
- Judges decisions are final.

**Junior Showmanship (SF 50411)** - For handlers 8-13 years of age as of September 1st of the current 4-H year. A Champion in this class will stay in this class until he/she is old enough to advance to the next level.

**Senior Showmanship (SF 50412)** - For handlers 14 years of age and older as of September 1st of the current 4-H year. A Champion in this class will stay in this class until he/she is no longer a member.

**Costume Class** – Dog and 4-H'er – all ages and experience levels. This is a fun class where the 4-H'er dresses up themselves and his/her dog in costume. Class Winner ribbons will be awarded for each category and overall Champion/Reserve Champion will be awarded.

- Cutest dog
- Funniest dog
- Most creatively dressed dog
- People's choice

\*\* No premiums will be awarded for costume class.

### **CLASSES BELOW ARE JUDGED ON GENERAL PROJECTS DAY**

#### **Dog Animal Science (SF 50135)**

Prepare a display focusing on any activity related to the dog project. Demonstrate the skills and knowledge you have gained through the animal project you studied. The exhibit may include, but isn't limited to, original works, objects, demonstrations, digital presentations, programs, websites, games, apps, performances, or posters which you have made. Choose whatever method best shows what you've learned. You must furnish any equipment you need for your exhibit. Internet service will not be provided for the exhibit. All exhibits must include something visual, such as a printed copy of a digital presentation, which will remain on display during the exhibition. Electronic equipment will only be used during your personal judging time and will not remain on display during the entire exhibit period. Live animals are not permitted as exhibits in this area. For safety reasons, exhibits cannot include glass, syringes with needles or any other sharp objects.

#### **Ready4Life Challenge – Dogs**

## GOAT PROJECT

Goat Show Superintendent: Christa Calvin (779) 423-4676 [cncfarmrockton@gmail.com](mailto:cncfarmrockton@gmail.com)

### GOAT SHOW REGULATIONS:

1. Exhibitor will use stalls assigned to him/her by department superintendent, three (3) animals per pen depending on size.
2. No horns are allowed on Dairy classes, with the exception of Dairy Goat Wether. (Please let your superintendent know prior to check-in if your pygmy or meat goat has horns.)
3. Goats must be in possession or under care of 4-H'er by June 1st.
4. Superintendent has the right to combine classes if needed.
5. 4-H'er may show two (2) entries in a given class providing another Winnebago 4-H'er shows the second entry.
6. All goats must be groomed (shaved) properly according to the breed standard.
7. All goats must be shown with a collar. A short lead is only permitted in the meat and pygmy goat classes.
8. Meat goat wethers must weigh at least 40 lbs in order to be eligible to show and/or sell in the auction. 4-H'ers interested in selling a goat wether must indicate to the department Superintendent after judging has been completed or before 2:00 p.m. THURSDAY.
9. Dairy goats may not be sold at the livestock auction, with the exception of Dairy Goat Wether.
10. Showmanship – all members must show their own animal in the showmanship classes. Proper attire includes white shirt, white pants, a belt and closed toe shoes.
11. Tack Stalls will only be issued if there is enough room for all entered goats. A pen can hold up to 3 goats.
12. ALL exhibiting members are expected to help with pen setup on Sunday before fair from 9-Noon.
13. Pet goats may not be bred or in milk.
14. **4-H Members showing GOATS are required to be YQCA Certified** – meaning they need to take the Youth for the Quality Care of Animals training each year. This training may be taken online or at one of the face-to-face training opportunities offered by each county. The website for completing this online training or registering for the face-to-face trainings is: <https://yqca.learn-grow.io>. This training MUST be completed by June 1<sup>st</sup> each year.
15. The following COVID-19 social distancing and safety practices reflect requirements of the Illinois Department of Public Health and University of Illinois event guidelines. These mitigation protocols also may be modified to reflect any requirements of the local public health department based on local conditions at the time of the event. 1.Face coverings are required for all youth, spectators, volunteers, and staff when within the defined 4-H event space (inside or outside)2.Everyone in attendance will practice social distancing during the event, including maintaining six feet of separation (both indoors and outdoors) from those who are not in their households. To allow for social distancing, building and spectator capacity may be limited based on current public health department guidelines. 3. Handwashing and sanitizing stations will be provided throughout the venue. 4.Anyone who has experienced COVID-19 symptoms within the previous seven days is asked to stay home. COVID-19 symptoms include fever, cough, loss of taste or smell, or shortness of breath.

**Goats**, including dairy goats, with any or all of the following conditions shall not be exhibited and must be removed immediately from the exhibition area:

1. Lesions of contagious ecthyma (skin infections).
2. Active lesions of ringworm with resulting loss of hair.
3. Caseous lymphadenitis as evidence by abscesses, draining or otherwise.

**These rules will be strongly enforced and are at the discretion of the goat superintendent. If you have questions about the health requirements contact your vet for further explanation.**

Brucellosis and tuberculin tests are not required for goats entering, moving, or being exhibited in Illinois.

\*A Health certificate must be presented to the Superintendent before unloading at 4-H goat show. All goats must have a scrapies ID tag.

Questions about health guidelines can be directed to the Illinois Department of Agriculture (217) 782-4944.

## **BREED LIST**

**Meat Goats:** Boer, Kiko, Spanish, Myotonic, Pygmy, All Other Breeds

**Dairy Goats:** Lamancha, Nubian, Alpine, Saana, Sable, Nigerian Dwarf, Guernsey, Toggenburg, Oberhasli, Kinder, All Other Breeds

**Pet Goats:** Any breed

Goats ages determined by the date of show:

<b>MEAT GOAT CLASSES</b>	<b>DAIRY GOAT CLASSES</b>
MG1 – Meat Goat Wether (born after 1/1/19)	DG1 – Jr. Kid (born on or after April 1, current year)
MG2 – Jr. Doe (1-2 years old)	DG2 – Sr. Kid (born January 1 – March 31, current year)
MG3 – Sr. Doe (2-3 years old)	DG3 – Dry Yearling Under 2 Years
MG4 – Dairy Goat Wether (born after 1/1/19) ***	DG4 – Milker Yearling Under 2 Years
<b>PET GOAT CLASSES</b>	DG5 – Milker 2 – 3 Years
PET1 - Under 1 year of age, dry open doe or wether	DG6 – Milker 3 – 5 Years
PET2 – Over 1 year of age, dry open doe or wether	DG7 – Milker 5 Years & Older

**\*\*\*Please note that DAIRY GOAT WETHER has been moved to the MEAT Goat Classes.**

**Champion and Reserve Champion Ribbons will be awarded in each class.**

**Awards will be given for Grand Champion and Reserve Grand Champion Meat Goat, Dairy Goat and Pet Goat.**

## **SHOWMANSHIP CLASSES**

**NOTE: All 4-H members are expected to show in a showmanship class. Please make sure to register in FAIR ENTRY.**

- **Jr. Showmanship (ages 10 & under)**
- **Intermediate Showmanship (ages 11-14)**
- **Sr. Showmanship (ages 15-19)**



Awards will be given for Champion in each showmanship class. Ribbons awarded for Reserve.

**CLASSES BELOW ARE JUDGED ON GENERAL PROJECTS DAY**

**Goat Animal Science (SF 50135)**

Prepare a display focusing on any activity related to the goat project. Demonstrate the skills and knowledge you have gained through the animal project you studied. The exhibit may include, but isn't limited to, original works, objects, demonstrations, digital presentations, programs, websites, games, apps, performances, or posters which you have made. Choose whatever method best shows what you've learned. You must furnish any equipment you need for your exhibit. Internet service will not be provided for the exhibit. All exhibits must include something visual, such as a printed copy of a digital presentation, which will remain on display during the exhibition. Electronic equipment will only be used during your personal judging time and will not remain on display during the entire exhibit period. Live animals are not permitted as exhibits in this area. For safety reasons, exhibits cannot include glass, syringes with needles or any other sharp objects.

**Animal Science Goats Ready4Life Challenge (SF 50137)**

**Open to 11- to 18-year-olds enrolled in any Goat project**

Exhibits in this category must include the following: a) a physical representation of the career or business product such as a model, prototype or display/portfolio that includes images of accomplished work; b) verbal or written explanations that demonstrate knowledge of the related career or business fields, potential careers, and the appropriate requirements for achievement in those fields. The judging criteria for this class values thoroughness of career and/or business exploration and pursuit above the workmanship of the physical specimen on display.

## HORSE & PONY PROJECT

Horse Show Co-Superintendents: Paige Heinke (815) 520-8654 [kizzy\\_177@hotmail.com](mailto:kizzy_177@hotmail.com)  
and Sue Heinke [windrushfarms@hotmail.com](mailto:windrushfarms@hotmail.com)

**ALL 4-H exhibitors that plan to show their horse(s) at the Winnebago County 4-H Horse Show must have ownership and/or lease forms and 2 photos turned into the Extension Office before May 1<sup>st</sup>.**

1. Illinois equine (horses, ponies, mules, etc.) - (exhibition or race) 12 months and older participating in an advertised equine event ("Advertised equine event" means a show, rodeo, sale auction, exhibition, trail ride, or horse fair that is posted and media promoted) shall be accompanied by a negative test for Equine Infectious Anemia/E.I.A. (Coggins/Celisa) conducted within one (1) year. A health certificate is not required for Illinois Equine. **Coggins papers must be presented at check-in.** If you cannot produce a current negative Coggins, you will not be allowed to show and asked to leave the showgrounds.
2. The Horse and Pony Committee has the option to refuse entrance to the 4-H Show of any equine whose health is questionable.
3. If your horse, pony, or other equine has any chronic condition that might affect the Committee's decision on health, but which you know will not affect any other equine, please bring a letter from your own veterinarian stating the condition and his opinion as to the effect this condition would have on other equine.
4. The following COVID-19 social distancing and safety practices reflect requirements of the Illinois Department of Public Health and University of Illinois event guidelines. These mitigation protocols also may be modified to reflect any requirements of the local public health department based on local conditions at the time of the event.
  - 1.Face coverings are required for all youth, spectators, volunteers, and staff when within the defined 4-H event space (inside or outside)
  - 2.Everyone in attendance will practice social distancing during the event, including maintaining six feet of separation (both indoors and outdoors) from those who are not in their households. To allow for social distancing, building and spectator capacity may be limited based on current public health department guidelines.
  3. Handwashing and sanitizing stations will be provided throughout the venue.
  - 4.Anyone who has experienced COVID-19 symptoms within the previous seven days is asked to stay home. COVID-19 symptoms include fever, cough, loss of taste or smell, or shortness of breath.

### GENERAL REGULATIONS:

1. **Ownership** and/or **Lease** forms with 2 photos (each side) are due at the Extension Office by May 1<sup>st</sup>.
2. **State 4-H Horse Show** - If you plan on attending the State 4-H Horse Show, you must complete your ethics training and submit your entry form with entry fee by June 1<sup>st</sup>. For State Fair entry form, please check the Illinois State Fair website. <http://www.agr.state.il.us/isf/>. The entry form must be signed by Extension staff and mailed by the exhibitor with the entry fee to the Illinois State Fair by June 1<sup>st</sup>.
3. **All 4-Hers must show in Showmanship or in the Two and Under Halter Class.**
4. Stallions may only be shown as foals (weanlings).
5. The Committee reserves the right to split, combine, and/or cancel any class upon its discretion.
6. Tack changes must be requested from the announcer at least two classes in advance.
7. Judging will be done according to the criteria explained in the **Guidelines for Jr. Horse Shows**. Additional information can also be found in the Winnebago County Horse & Pony manual on file in Extension office.
8. The Committee has the option to measure all equine before being shown. Any equine 56" and under

- will show in pony classes. This includes miniature horses also.
9. **Multiple Kids per Horse:** This applies to the situation where more than one child within the same family needs to exhibit the same animal. **The horse can only be shown once in each class.** If both exhibitors fall into the same level showmanship class, one 4-H'er must show in appropriate halter class instead.
  10. **NOVICE CLASSES:** You may enter NOVICE classes if you are enrolled in your First or Second Year in the Equine Project. If you enter NOVICE classes, you may ONLY enter classes designated "NOVICE". If you win NOVICE OVERALL HIGH POINT, you will automatically be ineligible for NOVICE DIVISION next year.
  11. **WALK-TROT CLASSES:** These classes are for kids who can't canter yet. WALK-TROT exhibitors are NOT ALLOWED to show in any canter classes.
  12. All riders will be expected to ride an individual test if required by the judge.
  13. **Helmets are MANDATORY in all riding/driving classes.** Helmets must meet ASTM/SEI standards.
  14. In order to show equine at the Winnebago County 4-H Show or the Illinois State Fair, 4-H members are required to complete the online ethics training by **June 1<sup>st</sup>** if they are showing horses for the first time and have not previously completed this requirement. Website: <http://web.extension.illinois.edu/qaec>. Call the Extension Office if you have questions or are not sure if you have completed the training yet.
  15. **Guidelines for Jr. Horse Shows** rules will apply to all classes except Dressage. Dressage class follows USDF rules.
  17. Once on the showgrounds on the day of the show, parents (or trainers) are **NOT** allowed to be on their 4-H exhibitor's horse for any reason. Only exhibiting 4-H members may be on horses.

## WINNEBAGO COUNTY 4-H HORSE SHOW

### Equine Classes:

H-101 - Jr. Showmanship - All Equine - Showmen 14 & under  
**VERN FUNNEL MEMORIAL - TRAVELING TROPHY**  
**JUNIOR SHOWMAN – 14 & UNDER**

H-102 - Novice Showmanship - All Equine – All Novice Showmen  
**SHIRLEY HALL MEMORIAL - TRAVELING TROPHY**  
**NOVICE SHOWMAN - ALL AGES**

H-103 - Senior Showmanship - All Equine - Showmen 15 & up  
**MARIAN CARTER MEMORIAL - TRAVELING TROPHY**  
**SENIOR SHOWMAN 15 & up**

H-104 - Two Year & Under Halter

H-105 - AQHA Halter

H-106 - Spotted Horse Halter

H-107 - Arab & Half Arab Halter

H-108 - Open Horse Halter (excluding classes H-105, H-106, H-107)


H-109 - Novice Halter - All Equine - All Ages

H-110 - Open Pony Halter (Equine 56" & under)

**GRAND & RESERVE Halter Class (All 1<sup>st</sup> and 2<sup>nd</sup> Place winners from classes H-104 to H-110 to compete – please be ready)**

**\*\*\*\*\* 15 MINUTE BREAK (Warmup for Driving Carts ONLY. No other horses allowed in the arena at this time. This will be the ONLY place for carts to warm up – carts must be led to and from the arena.)**

*Helmets are required in ALL riding/driving classes AND whenever mounted at the show (including outside the arena). Helmets must meet ASTM/SEI standards.*



H-111 - Open Driving (All Equine, All Ages, Any Vehicle)  
\*\*\*\*\* **30 MINUTE BREAK (Warmup for ENGLISH classes ONLY at this time)**

H-112 – Hunter Hack (All ages – no novice or walk-trot exhibitors)

H-113 - Hunt Seat Equitation - All Equine, Showman 14 & under (JR)

H-114 - Hunt Seat Equitation - All Equine, Showman 15 & up (SR)

H-115 - English Pleasure, All Equine, Showman 14 & under (JR)

H-116 - English Pleasure, All Equine, Showman 15 & up (SR)

H-117 - Novice Walk-Trot Pleasure - English or Western - All Equine, All Ages

H-118 - Novice Pleasure - English or Western - All Equine, All Ages

H-119 - Walk - Trot Pleasure - All Equine, All Ages (for kids that can't canter)

H-120 – Dressage (All ages – no novice or walk-trot exhibitors)

H-121 – Pattern Riding – All equine, all ages

\*\*\*\*\* **30 MINUTE BREAK (Warm up for Classes H-122 through H-129)**

H-122 - Novice Equitation or Horsemanship - All Equine, All Ages

H-123 - Novice Walk-Trot Equitation or Horsemanship - English or Western, All Equine, All Ages

H-124 - Junior Horse Pleasure - English or Western – Equine 4 years & under, All Ages \*\*

H-125 – Senior Horse Pleasure – English or Western – Equine 5 years & over, All Ages \*\*

H-126 - Western Horsemanship - Equine over 56", Showman 14 & under (JR)

H-127 - Western Horsemanship - Equine over 56", Showman 15 & up (SR)

H-128 - Western Pleasure - All Equine, Showman 14 & under (JR)

H-129 - Western Pleasure - All Equine, Showman 15 & up (SR)

H-130 - Reining - All Equine, All Ages

**\*\* NOTE:**  
Classes H-124  
and H-125 do  
**NOT** count  
towards Hi-Point  
Awards

**Do not enter Bareback Classes unless you are skilled in Bareback  
CHAPS ARE NOT ALLOWED IN BAREBACK CLASSES**

H-131 - Open Bareback Pleasure - All Equine, All Ages

H-132 - Novice Bareback Pleasure - All Equine, All Ages

#### **SPEED CLASSES:**

H-133 – Pony Pole Bending - Equine 56" & under, All Ages

H-134 - Horse Pole Bending - Equine over 56", All Ages

H-135 - Novice Pole Bending - All Equine, All Ages

H-136 - Pony Barrels - Equine 56" & under, All Ages

H-137 - Horse Barrels - Equine over 56", All Ages

H-138 - Novice Barrels - All Equine, All Ages

H-139 - Pony Flag Race - Equine 56" & under, All Ages

H-140 - Horse Flag Race - Equine over 56", All Ages

H-141 - Novice Flag Race - All Equine, All Ages

H-142 - Pony Plug - Equine 56" & under, All Ages

H-143 - Horse Plug - Equine over 56", All Ages

H-144 - Novice Plug - All Equine, All Ages

H-145 – Costume Class – All Equine, All ages

## TRAIL CLASSES:

If you compete in H-146, H-147 or H-148, you **CANNOT** compete in any of the In-Hand Trail Classes (H-149-151) with the same horse.

H-146 - Novice Trail - All Equine, All Ages

H-147 - Trail Class - All Equine, Showman 14 & under (JR)

H-148 - Trail Class - All Equine, Showman 15 & up (SR)

H-149 – In-Hand Trail Class – Novice

H-150 – In-Hand Trail Class – Jr. (14 & under)

H-151 – In-Hand Trail Class – Sr. (15 & up)

## FUN CLASSES: (Non-Premium – IF TIME ALLOWS)

1. Egg and Spoon
2. Paper Pairs
3. Musical Sacks
4. Groom Class
5. Tandem Bareback

## HIGH POINT AWARDS

- Overall Novice (1<sup>st</sup> & 2<sup>nd</sup> year members)
- Overall Junior (14 & under)
- Overall Senior (15 & up)



All premium classes (both in-hand and performance) will be considered in determining the high point award winners.

WINNERS OF HIGH POINT AWARDS will win a custom embroidered jacket from Customs Apparel & Promotions, 4602 E. State Street, Rockford, IL 61108  
(815) 398-9823

## CLASSES BELOW ARE JUDGED ON GENERAL PROJECTS DAY

### **Horse Animal Science (SF 50135)**

Prepare a display focusing on any activity related to the horse project. Demonstrate the skills and knowledge you have gained through the animal project you studied. The exhibit may include, but isn't limited to, original works, objects, demonstrations, digital presentations, programs, websites, games, apps, performances, or posters which you have made. Choose whatever method best shows what you've learned. You must furnish any equipment you need for your exhibit. Internet service will not be provided for the exhibit. All exhibits must include something visual, such as a printed copy of a digital presentation, which will remain on display during the exhibition. Electronic equipment will only be used during your personal judging time and will not remain on display during the entire exhibit period. Live animals are not permitted as exhibits in this area. For safety reasons, exhibits cannot include glass, syringes with needles or any other sharp objects.

### **Animal Science Horse Ready4Life Challenge (SF 50137)**

#### **Open to 11- to 18-year-olds enrolled in any Horse project.**

Exhibits in this category must include the following: a) a physical representation of the career or business product such as a model, prototype or display/portfolio that includes images of accomplished work; b) verbal or written explanations that demonstrate knowledge of the related career or business fields, potential careers, and the appropriate requirements for achievement in those fields. The judging criteria for this class values thoroughness of career and/or business exploration and pursuit above the workmanship of the physical specimen on display.

## POULTRY PROJECT

**Poultry Superintendent:** Krista Ventimiglia (815) 243-1270 [kmventimiglia@gmail.com](mailto:kmventimiglia@gmail.com)

### GENERAL POULTRY REGULATIONS:

1. The following COVID-19 social distancing and safety practices reflect requirements of the Illinois Department of Public Health and University of Illinois event guidelines. These mitigation protocols also may be modified to reflect any requirements of the local public health department based on local conditions at the time of the event. 1.Face coverings are required for all youth, spectators, volunteers, and staff when within the defined 4-H event space (inside or outside)2.Everyone in attendance will practice social distancing during the event, including maintaining six feet of separation (both indoors and outdoors) from those who are not in their households. To allow for social distancing, building and spectator capacity may be limited based on current public health department guidelines. 3. Handwashing and sanitizing stations will be provided throughout the venue. 4.Anyone who has experienced COVID-19 symptoms within the previous seven days is asked to stay home. COVID-19 symptoms include fever, cough, loss of taste or smell, or shortness of breath.
2. Poultry must be owned and in possession of 4-H member by June 1<sup>st</sup>.
3. **You must check in at the Poultry Check-in Table BEFORE putting your poultry in a pen.** Each bird will be inspected for health and age before being allowed to be put in a pen. This is new this year and MANDATORY. Exhibitors in violation will be called to come back and take their birds home if this procedure is not followed. If exhibitor cannot be contacted, birds may be quarantined until able to be sent home.
4. Pens will be provided by the 4-H Show. You must sign up for pens at the time of your entry.
5. A pair of birds must be: chickens - one cockerel and one pullet or turkeys - one tom and one hen.
6. A pen consists of two (2) chickens or two (2) turkeys, same sex.
7. All exhibitors should be present at time of judging.
8. Each exhibitor will be permitted to show only **one entry per class**. One entry consists of two birds.
9. All entries must be cared for by a 4-H member for the duration of the Show.
10. Egg Production Class will require exhibiting a pen of laying hens and one dozen eggs.
11. All chickens, geese, ducks must be hatched out AFTER September 1, 2020.
12. Laying hens must be hatched out after January 1<sup>st</sup> of the previous year.
13. Turkeys may be hatched any time in the previous year.
14. Ring-neck Pheasants, Partridge will not be allowed unless peepers or bits are in place and small shelter or hideaway is provided by the exhibitor.
15. It is YOUR responsibility to make sure your animals have the proper amount of food and water each and every day and is part of the project requirements.
16. **FOR 2021 this test is NOT required due to the testing materials not being available at this time!** All entries (except waterfowl, i.e., domesticated fowl that normally swim, such as ducks and geese) in a show or exhibition shall have originated from a U.S. Pullorum-Typhoid clean or equivalent hatchery or flock; OR have a negative pullorum-typhoid test within 90 days prior to exhibition. Exhibitor shall show proper information as to name and address of the owner or exhibitor, name and address of the authorized testing agent, date of the testing; also, the number, breed, and species of those tested. **\*\*Be sure to ask for these papers when you buy your chicks. (This includes turkeys). Exhibitors will not be allowed to show without the correct paper work. NO EXCEPTIONS!!**
17. **4-H MEMBER & PARENTS: Poor sportmanship will NOT be tolerated.** Any 4-H members or parents exhibiting poor sportsmanship will be asked to leave. 4-H'ers who are asked to leave will forfeit all entries and awards. **PARENTS:** If an adult is asked to step back from the show table and keeps coming back, they will be asked to leave the showroom.

18. Any poultry vaccinations must be performed at least four (4) weeks prior to the show.
19. Upon admission to the show, all entries shall be examined by an accredited veterinarian or by an authorized State Poultry Inspector, who shall receive and examine all health certificates necessary for admission of birds to the show.
20. Prior to being used to transport poultry to the show, all crates, boxes, containers and vehicles should be thoroughly cleaned and disinfected.
21. An online ethics training for Poultry must be taken prior to June 1<sup>st</sup>. The website for this training is: <http://web.extension.illinois.edu/qaec/>. Please contact the Extension office with any questions regarding this rule.
22. Proper attire must be worn for 4-H Show and 4-H Fur & Feather Auction.
23. Questions regarding health guidelines can be directed to the Illinois Department of Agriculture (217) 782-4944.

### **Poultry Showmanship Classes:**

- **Jr. Showmanship (ages 10 & under)**
- **Intermediate Showmanship (ages 11-14)**
- **Sr. Showmanship (ages 15-19)**

**Rooster Crowing Contest:** One rooster per exhibitor. Exhibitors are welcome to attend, but attendance of the crowing contest is not mandatory as long as designated rooster is easily identifiable at the time of the contest. Rooster may be any age.

**Egg Production Project:** One dozen eggs judged for quality and uniformity. Must also be enrolled in laying hen class.

## **STANDARD CHICKEN CLASSES**

**SC01 - Pen of Market Birds:** (breeds specific to meat production)

**SC02 - Pen of Pullets:** (light breeds)

**SC03 - Pen of Pullets:** (heavy breeds)

**SC04 - Pen of Laying Hens:** (any)

**SC05 - American Class Chickens:** Plymouth Rocks, Dominique, Wyandotte, Javas, Rhode Island Reds, Rhode Island Whites, Buckeyes, Chanticleer, Jersey Giants, Lamona, New Hampshire, Holland, Delaware, White Rock

**SC06 - Asiatic Class Chickens:** Brahmas, Cochins, Langshan

**SC07 - English Class Chickens:** Dorking, Redcap, Cornish, Orpington, Sussex, Australorp

**SC08 - Mediterranean Class Chickens:** Leghorn, Minorca, Spanish, Andalusian, Ancona, Sicilian Buttercup, Catalana

**SC09 - Continental Class Chickens:** Hamburg, Campine, Lakenvelder, Polish, Houdan, Faverolle, Crevecoeur, La Flechee, Welsummer, Marans, Barnevelder

**SC10 - All Other Standard Breeds:** Games, Malays, Sumatra, Aseel, Shamo, Yokohama, Phoenix, Cubalaya, Sultans, Frizzles, Naked Necks, Araucana, Ameraucana

## BANTAM CHICKEN CLASSES

**BC01 - Pair of Game Bantams:** Modern or Old English

**BC02 - Pair of Single Comb Clean Legged Bantams (other than Game Bantams):** Ancona, Antwerp, Belgians, Dorking, Dominique, Hamburg, Leghorns, Minorca, Red Caps, Rhode Islands, Rosecomb, Sebright, Wyandotte

**BC03 - Pair of Rose Comb Clean Legged Bantams:** Ancona, Antwerp, Belgians, dorking, Dominique, Hamburg, Leghorn,

Minorca, Red Caps, Rhode Island, Rosecomb, Sebright, Wyandotte

**BC04 - Pair of All Other Combs, Clean Legged Bantams:** Ameraucana, Araucana, Buckeyes, Chanticleer, Cornish, Crevecoeur, Cubalaya, Houdans, La Fleche, Malays, Polish, Shamos, Sicilian Buttercups, Sumatras, Yokohama

**BC05 - Pair of Feather Legged Bantams:** Booted, Brahmas, Cochins, Faverolle, Frizzles, Langshan, Silkies, Sultans

## TURKEY CLASSES

May be one (1) female and one (1) male **OR** two (2) females **OR** two (2) males

**T01 - Pair of Meat Turkeys:** Broad-breasted varieties

**T02 - Pair of Heritage Breed Turkeys:** Auburn, Buff, Black, Bourbon Red, Narragansett, Royal Palm, Slate, Standard Bronze, Midget White

## DUCK CLASSES

**D01 - Pair of Heavy Weight Ducks:** Pekin, Aylesbury, Rouen, Muscovy

**D02 - Pair of Medium Weight Ducks:** Cayuga, Crested, Swedish, Buff

**D03 - Pair of Light Weight Ducks:** Runner, Campbell, Magpie

**D04 - Pair of Bantam Ducks:** Call, East India, Mallard

## GEESE CLASSES

**G01 - Pair of Heavy Weight Geese:** Toulouse, Embden, African

**G02 - Pair of Medium Weight Geese:** Sebastopol, Pilgrim, American Buff, Saddleback Pomeranian

**G03 - Pair of Light Weight Geese:** Chinese, Tufted Roman, Canadian, Egyptian

## ANY OTHER POULTRY SPECIES CLASS

May be male/female, female/female or male/male

Must be within State and DNR regulations

**Pair of Other Species:** Ornamental and White Pheasants, Peafowl, Guineas

## PIGEON CLASSES

May be shown as a single or a pair of pigeons

**P01 - Sporting (Performing) Breeds:** Homers, Rollers, Tumblers



**P02 - Utility Breeds:** King, Carneau, Mondain, Hungarian

**P03 - Fancy Breeds:** Fantails, Jacobins, Modenas, Frills, Pouters, Owls, Trumplers

## **JUST FOR FUN CLASSES**

(not premium eligible classes – specialty ribbon awarded)

**Most Unique Bird** - The most unique/strange/unusual bird, can be any age and breed, must be healthy.

### **CLASSES BELOW ARE JUDGED ON GENERAL PROJECTS DAY**

#### **Poultry Animal Science (SF 50135)**

Prepare a display focusing on any activity related to the poultry project. Demonstrate the skills and knowledge you have gained through the animal project you studied. The exhibit may include, but isn't limited to, original works, objects, demonstrations, digital presentations, programs, websites, games, apps, performances, or posters which you have made. Choose whatever method best shows what you've learned. You must furnish any equipment you need for your exhibit. Internet service will not be provided for the exhibit. All exhibits must include something visual, such as a printed copy of a digital presentation, which will remain on display during the exhibition. Electronic equipment will only be used during your personal judging time and will not remain on display during the entire exhibit period. Live animals are not permitted as exhibits in this area. For safety reasons, exhibits cannot include glass, syringes with needles or any other sharp objects.

#### **Animal Science Poultry Ready4Life Challenge (SF 50137)**

##### **Open to 11- to 18-year-olds enrolled in any Poultry project.**

Exhibits in this category must include the following: a) a physical representation of the career or business product such as a model, prototype or display/portfolio that includes images of accomplished work; b) verbal or written explanations that demonstrate knowledge of the related career or business fields, potential careers, and the appropriate requirements for achievement in those fields. The judging criteria for this class values thoroughness of career and/or business exploration and pursuit above the workmanship of the physical specimen on display.



will be asked to leave the showroom. If an adult (instead of the 4-H member) is placing a 4-H rabbit on the table, the rabbit will receive an automatic "C" rating.

17. 4-H members showing any type of animal or doing an animal poster project MUST complete the Quality Assurance & Ethics Online Training by June 1<sup>st</sup> in order to be eligible to show. This training is required only once in your 4-H career. Please complete the training at: <http://web.extension.illinois.edu/qaec>.

**PLEASE Check your breed standard online at American Rabbit Breeders Association ([www.arba.net](http://www.arba.net)) to make sure your rabbit is at the right weight to be shown as a Jr.**

**PUREBRED RABBIT & PUREBRED CAVY - SHOWMANSHIP CLASSES**

**Awards will be given in each division Jr. (8-10), Intermediate (11-14) & Sr. (15-19)**

The 4-H member will be judged on appearance, how they handle their rabbit and their knowledge of the animal.

*Checkered Giant, Cinnamon, Crème D'Argent, English Lop, Flemish-Giant, French Lop, Giant Angora, Giant Chinchilla, New Zealand, Palomino, Satin, Silver Fox, Standard Chinchilla*

- |   |  |
|---|--|
| 1. <b>Jr. Buck</b> (6 months & under)       | 5. <b>Sr. Buck</b> (over 8 months)   |
| 2. <b>Jr. Doe</b> (6 months & under)        | 6. <b>Sr. Doe</b> (over 8 months)  |
| 3. <b>Intermediate Buck</b> (6 to 8 months) | 7. <b>Breeders Class:</b> Doe with her litter, litter must be 8-12 weeks old. Doe, Buck and litter will be shown together. |
| 4. <b>Intermediate Doe</b> (6 to 8 months)  |  |

**4-CLASS RABBIT CLASSES: (Will include the following breeds)**

*American Fuzzy Lop, American Sable, Angora, Belgian Hare, Britannia Petite, Chinchilla-Standard, Dutch, Dwarf Hotot, English Spot, English Angora, French Angora, Florida White, Harlequin, Havana, Himalayan, Holland Lop, Jersey Woolly, Lilac, Lionhead, Mini Lop, Netherland Dwarf, Polish, Mini-Satin, Rex, Mini Rex, Rhinelander, Satin Angora, Silver, Silver Marten, Tan, Thrianta*

- |                                       |  |
|---------------------------------------|--|
| 1. <b>Jr. Buck</b> (6 months & under) | 4. <b>Sr. Doe</b> (over 6 months)  |
| 2. <b>Jr. Doe</b> (6 months & under)  | 5. <b>Breeders Class:</b> Doe with her litter, litter must be 8-12 weeks old. Doe, Buck and litter will be shown together. |
| 3. <b>Sr. Buck</b> (over 6 months)    |  |

**\*\*\* RABBIT AGES ARE AT CALCULATED AS OF SHOW DATE \*\*\***

**MARKET CLASSES:**

- Pen of three (3) Market Rabbits - each rabbit must weigh at least three and a half (3.5) pounds, and not over five and a half (5.5) pounds and 10 weeks of age. If any one of the rabbits is not in this age or weight range the exhibitor will receive a "C" rating. You want each rabbit to weigh as close as possible to each other. Rabbits should look identical, but do not have to be from the same litter.
- Single fryer (1) Market Rabbit at least three and a half (3.5) pounds, and not over five and a half (5.5) pounds and 10 weeks of age. ARBA Standards Breed by April 10, 2020, born by May 10, 2020.

**CLASSES BELOW ARE JUDGED ON GENERAL PROJECTS DAY**

**Rabbit Animal Science (SF 50135)**

Prepare a display focusing on any activity related to the rabbit project. Demonstrate the skills and knowledge you have gained through the animal project you studied. The exhibit may include, but isn't limited to, original works, objects, demonstrations, digital presentations, programs, websites, games, apps, performances, or posters which you have made. Choose whatever method best shows what you've learned. You must furnish any equipment you need for your exhibit.

Internet service will not be provided for the exhibit. All exhibits must include something visual, such as a printed copy of a digital presentation, which will remain on display during the exhibition. Electronic equipment will only be used during your personal judging time and will not remain on display during the entire exhibit period. Live animals are not permitted as exhibits in this area. For safety reasons, exhibits cannot include glass, syringes with needles or any other sharp objects.

**Animal Science Rabbits Ready4Life Challenge (SF 50137)**

**Open to 11- to 18-year-olds enrolled in any Rabbit project.**

Exhibits in this category must include the following: a) a physical representation of the career or business product such as a model, prototype or display/portfolio that includes images of accomplished work; b) verbal or written explanations that demonstrate knowledge of the related career or business fields, potential careers, and the appropriate requirements for achievement in those fields. The judging criteria for this class values thoroughness of career and/or business exploration and pursuit above the workmanship of the physical specimen on display.

**GENERAL CAVY REGULATIONS:**

**Cavy breeds include** Silkie Satin, Silkie, Texel, Peruvian, Satin Peruvian, Coronet, Abyssinian, Abyssinian Satin, American, American Satin, Teddy, Teddy Satin and White Crested.

**PUREBRED CAVIES CLASSES:**

Boars and Sows

**Jr. Class:** up to 4 months, minimum weight 12 oz., max weight 22 oz.

**Int. Class:** up to 6 months and over 22 oz., max weight 32 oz.

**Sr. Class:** over 6 months of age and over 22 oz.

Your cavy must meet the Standard for that breed to be shown in the Purebred Class if it doesn't meet the Standard it may be shown in the Small Pet Show.

**SMALL PET PROJECTS**

**Small Pet Classes:** (Champion/Reserve ribbons awarded to each class – Award for Overall Best Pet)

- |   |   |
|---|---|
| 1. Pet Rabbits (Pet Rabbit project is for 4-H members whose rabbits, like dogs and cats, are their companions.) | 7. Chinchillas  |
| 2. Gerbils  | 8. Hedgehogs  |
| 3. Hamsters   | 9. Pet Cavy (not purebred cavies)   |
| 4. Mice   | 10. Caged Birds (parrots, cockatiels, parakeets, finches, etc.)   |
| 5. Rats   | 11. Caged Reptiles- No poisonous reptiles or amphibians will be allowed. Reptiles must remain in their enclosure. |
| 6. Sugar Gliders  |   |

Members are allowed to show a maximum of **2 entries per class**, but premiums will be only paid for one entry per class.

**Costume Class** (rabbit, cavy, and small pets) will be held after the rabbit show.

**ALL RABBIT, CAVIES, REPTILES AND SMALL PET ENTRIES MUST BE REGISTERED THROUGH THE FAIR ENTRY**

<p><b>SMALL PET SHOWMANSHIP CLASSES</b></p> <p>Jr. – Intermediate – Sr.</p> <p>The 4-H member will be judged on appearance, how they handle their pet, and their knowledge of the animal.</p>
---

## **CLASSES BELOW ARE JUDGED ON GENERAL PROJECTS DAY**

### **Animal Science Small Pets (SF 50135)**

Prepare a display focusing on any activity related to the small pets project. Demonstrate the skills and knowledge you have gained through the animal project you studied. The exhibit may include, but isn't limited to, original works, objects, demonstrations, digital presentations, programs, websites, games, apps, performances, or posters which you have made. Choose whatever method best shows what you've learned. You must furnish any equipment you need for your exhibit. Internet service will not be provided for the exhibit. All exhibits must include something visual, such as a printed copy of a digital presentation, which will remain on display during the exhibition. Electronic equipment will only be used during your personal judging time and will not remain on display during the entire exhibit period. Live animals are not permitted as exhibits in this area. For safety reasons, exhibits cannot include glass, syringes with needles or any other sharp objects.

### **Animal Science Guinea Pig Display (SF 50135)**

Prepare a display focusing on any activity related to the small pets project. Demonstrate the skills and knowledge you have gained through the animal project you studied. The exhibit may include, but isn't limited to, original works, objects, demonstrations, digital presentations, programs, websites, games, apps, performances, or posters which you have made. Choose whatever method best shows what you've learned. You must furnish any equipment you need for your exhibit. Internet service will not be provided for the exhibit. All exhibits must include something visual, such as a printed copy of a digital presentation, which will remain on display during the exhibition. Electronic equipment will only be used during your personal judging time and will not remain on display during the entire exhibit period. Live animals are not permitted as exhibits in this area. For safety reasons, exhibits cannot include glass, syringes with needles or any other sharp objects.

### **Animal Science Small Pets / Guinea Pig Ready4Life Challenge (SF 50137)**

#### **Open to 11- to 18-year-olds enrolled in any Small Pets project.**

Exhibits in this category must include the following: a) a physical representation of the career or business product such as a model, prototype or display/portfolio that includes images of accomplished work; b) verbal or written explanations that demonstrate knowledge of the related career or business fields, potential careers, and the appropriate requirements for achievement in those fields. The judging criteria for this class values thoroughness of career and/or business exploration and pursuit above the workmanship of the physical specimen on display.

## SHEEP PROJECT

Sheep Superintendent: Kathy Koning-McClure (815) 275-8268 or [kkoningmcclure@frontier.com](mailto:kkoningmcclure@frontier.com)

**ILLINOIS SHEEP:** Health certificates **will be** required for Illinois origin sheep. Any animal which shows lesions of contagious ecthyma (sore mouth) or foot rot may not be exhibited and must be removed from the exhibition area.

The Illinois Humane Care for Animals Act prohibits physical mistreatment of animals. The use of electrical shock, **OR** manual striking of sheep, **OR** withholding feed and water are considered direct violations of this Act. The presence of any type of equipment to induce electrical shock in the exhibition area will be considered as intent to inflict electrical shock on animals under care of the person with the equipment. Persons found mistreating sheep shall be prohibited from exhibiting and be dismissed from the Fairgrounds.

### GENERAL SHEEP REGULATIONS:

1. Ewe lambs shown in breeding class cannot show as market lambs.
2. A flock will consist of two (2) ewes, any age, and one (1) ram lamb - No wethers.
3. All lambs must be under one year old.
4. Single market lambs will be divided into classes by weight.
5. **Registered sheep must show proof of registry in order to be shown in registered sheep classes.**
6. All market lambs should be slick shorn.
7. If any one class becomes too large (more than 10 entries), the superintendent reserves the right to divide the class accordingly.
8. A 4-H'er may show two (2) entries in a given class, as long as a 4-H member shows the 2nd entry. In the registered ewe lamb classes only 2 ewe lambs may be shown.
9. **Example:** 2 senior ewes and no junior ewes **OR** 2 junior ewes and no senior ewes **OR** 1 junior and 1 senior ewe.
10. **4-H Members showing SHEEP are required to be YQCA Certified** – meaning they need to take the Youth for the Quality Care of Animals training each year. This training may be taken online or at one of the face-to-face training opportunities offered by each county. The website for completing this online training or registering for the face-to-face trainings is: <https://yqca.learn-grow.io>. This training **MUST** be completed by June 1<sup>st</sup> each year.
11. The following COVID-19 social distancing and safety practices reflect requirements of the Illinois Department of Public Health and University of Illinois event guidelines. These mitigation protocols also may be modified to reflect any requirements of the local public health department based on local conditions at the time of the event. 1.Face coverings are required for all youth, spectators, volunteers, and staff when within the defined 4-H event space (inside or outside)2.Everyone in attendance will practice social distancing during the event, including maintaining six feet of separation (both indoors and outdoors) from those who are not in their households. To allow for social distancing, building and spectator capacity may be limited based on current public health department guidelines. 3. Handwashing and sanitizing stations will be provided throughout the venue. 4.Anyone who has experienced COVID-19 symptoms within the previous seven days is asked to stay home. COVID-19 symptoms include fever, cough, loss of taste or smell, or shortness of breath.

**Sheep Classes:** Entry can be any breed, ewe, or wether.

**Under 100 lbs:**

1. Single White Face Market Lamb
2. Single Black Face Market Lamb
3. Pair White Face Market Lambs
4. Pair Black Face Market Lambs

**Over 100 lbs:**

1. Single White Face Market Lamb
2. Single Black Face Market Lamb
3. Pair White Face Market Lambs
4. Pair Black Face Market Lambs

**Grand and Reserve Grand Champion** market lamb and pair of market lambs will be selected.

Classes to be determined by weight.

If two (2) animals fall into the same class, both may be shown.

**Grade Sheep Classes:**

1. Aged Ewe
2. Yearling Ewe
3. Ewe Lamb (under 1 year)

**Class Definitions:**

Southdown, Shropshire and All Other Breeds-Rare - Split as follows:

Senior Lamb Classes	Sept 1 thru Feb 15
Junior Lamb Classes	Feb 16 and after

Montadale, Suffolk & All Other Breeds - Split as follows:

Senior Lamb Classes	Sept 1 thru Dec 31
Junior Lamb Classes	Jan 1 and after

**Registered Sheep Classes:**

1. Ram Lamb (under 1 year)
2. Aged Ewe
3. Yearling Ewe
4. Sr. Ewe Lamb
5. Jr. Ewe Lamb
6. Flock

**Registered Sheep Class will have subclasses of the following breeds:**  
Montadale, Shropshire, Suffolk, Southdown, Hampshires and All Other Breeds

A **Champion Ewe Class** will be judged in each breed.

A **Grand Champion Ram Lamb** will be chosen from Ram Lamb Class Winners.

**Jr. Flock:**

Three (3) or four (4) breeding animals owned by 4-H'ers and shown by 4-H members.

**Club Flock:**

Three (3) market animals from two 4-H members shown by 4-H members.

**Sheep Showmanship Classes:**

4-H Members are expected to show in Showmanship.

Jr. Showmanship (8-14) and Sr. Showmanship (15 & up) – Classes may be divided differently on the day of the Sheep Show depending on age of members showing.

## **Sheep Lead Class:**

1. Any 4-H'er (boy or girl) in Winnebago County 4-H program is eligible.
2. The ewe (yearling or lamb) must be shown on halter. The sheep must be owned by 4-H'er or be a part of his/her 4-H sheep project.
3. The major garment must be made of at least 50% wool blend.  
Basis of judging:       40% on contestant and his/her costume  
                                  25% on control and presentation  
                                  35% on appearance of ewe
5. Contestants must register for this class on their 4-H fair entry form by June 1<sup>st</sup>.
6. Blankets on your animal will not be allowed.

## **WOOL EXHIBITION (Sheep Fleece)**

Wool will be judged during the SHEEP SHOW in the Sheep Barn.

### **Following are suggestions for preparing your wool for exhibition:**

1. Fleece should be nearly one piece -- no second cut.
2. After the fleece is off, spread it out on a clean dry floor with the skin side down.
3. Remove all heavy tags, sweat locks and short leg wools.
4. Roll the fleece from the rear toward the front, so the shoulder wool is to be exhibited.
5. Tie fleece with paper twine.
6. Place wool in regular wool bag or clear feedbag until it is to be exhibited.

## **SHEEP CLASSES BELOW ARE JUDGED ON GENERAL PROJECTS DAY**

### **Animal Science Sheep Ready4Life Challenge (SF 50137)**

#### **Open to 11- to 18-year-olds enrolled in any Sheep project**

Exhibits in this category must include the following: a) a physical representation of the career or business product such as a model, prototype or display/portfolio that includes images of accomplished work; b) verbal or written explanations that demonstrate knowledge of the related career or business fields, potential careers, and the appropriate requirements for achievement in those fields. The judging criteria for this class values thoroughness of career and/or business exploration and pursuit above the workmanship of the physical specimen on display.

### **Sheep Animal Science (SF 50135)**

Prepare a display focusing on any activity related to the sheep project. Demonstrate the skills and knowledge you have gained through the animal project you studied. The exhibit may include, but isn't limited to, original works, objects, demonstrations, digital presentations, programs, websites, games, apps, performances, or posters which you have made. Choose whatever method best shows what you've learned. You must furnish any equipment you need for your exhibit. Internet service will not be provided for the exhibit. All exhibits must include something visual, such as a printed copy of a digital presentation, which will remain on display during the exhibition. Electronic equipment will only be used during your personal judging time and will not remain on display during the entire exhibit period. Live animals are not permitted as exhibits in this area. For safety reasons, exhibits cannot include glass, syringes with needles or any other sharp objects.



## SWINE PROJECT

**Swine Superintendent:** Amanda Anderson (815) 275-9878  
Email: [asanderson9878@gmail.com](mailto:asanderson9878@gmail.com)

### Swine Classes:

1. Single Crossbred Barrow
2. Single Purebred
3. Pair of Barrows
4. Single Market Gilt
5. Single Purebred Gilt
6. Pair of Gilts
7. Jr. Showmanship (8-10)
8. Intermediate Showmanship (11-14)
9. Sr. Showmanship (15 & up)

### ITEMS EXHIBITOR MUST HAVE AT CHECK-IN:

1. **Certificate of Veterinary Inspection (CVI)** which shows that the animal meets all health requirements for the State of Illinois (*NO BLOOD TESTING NECESSARY*)
2. **YQCA Certificate**– All 4-H swine exhibitors must be YQCA Certified.

Single & Pair classes may be broken down into weight classes. Premiums may only be paid for one entry per class.

### GENERAL SWINE REGULATIONS:

1. Exhibitors may show in both Barrow and Gilt Classes.
2. All hogs must have county issued ear tags attached when checking in. If they don't already have them in, they will be tagged upon check-in.
3. In the pair classes, the weight difference between the pigs may not be over 40 lbs.
4. If any class becomes too large (more than 10 entries), the superintendents reserve the right to divide the class. **All market classes will be determined by weight and announced Wednesday afternoon.**
5. A 4-H'er may exhibit two entries in a given class as long as another 4-H'er shows the second entry. This means that both hogs in a pair can be shown in the single (barrow/gilt) class even if they are in the same weight class. However, premiums may only be paid for one entry per class.
6. All pigs must weigh between 220 and 300 pounds to show, **at superintendent's discretion.**
7. In order to sell in the auction – ALL swine **MUST** be in the 220-300 pound range.
8. **Any swine that shows physical signs of illness or has to be treated for an illness while at the fair, will not be eligible to be sold in the auction. NO EXCEPTIONS.**
9. **4-H Members showing SWINE are required to be YQCA Certified** – meaning they need to take the Youth for the Quality Care of Animals training each year. This training may be taken online or at one of the face-to-face training opportunities offered by each county. The website for completing this online training or registering for the face-to-face trainings is: <https://yqca.learnrow.io>. This training **MUST** be completed by June 1<sup>st</sup> each year.
10. The following COVID-19 social distancing and safety practices reflect requirements of the Illinois Department of Public Health and University of Illinois event guidelines. These mitigation protocols also may be modified to reflect any requirements of the local public health department based on local conditions at the time of the event. 1.Face coverings are required for all youth, spectators, volunteers, and staff when within the defined 4-H event space (inside or outside)2.Everyone in attendance will practice social distancing during the event, including maintaining six feet of separation (both indoors and outdoors) from those who are not in their households. To allow for social distancing, building and spectator capacity may be limited based on current public health department guidelines. 3. Handwashing and sanitizing stations will be provided throughout the venue. 4.Anyone who has experienced COVID-19 symptoms within the previous seven days is asked to stay home. COVID-19 symptoms include fever, cough, loss of taste or smell, or shortness of breath.

## **CLASSES BELOW ARE JUDGED ON GENERAL PROJECTS DAY**

### **Swine Animal Science (SF 50135)**

Prepare a display focusing on any activity related to the swine project. Demonstrate the skills and knowledge you have gained through the animal project you studied. The exhibit may include, but isn't limited to, original works, objects, demonstrations, digital presentations, programs, websites, games, apps, performances, or posters which you have made. Choose whatever method best shows what you've learned. You must furnish any equipment you need for your exhibit. Internet service will not be provided for the exhibit. All exhibits must include something visual, such as a printed copy of a digital presentation, which will remain on display during the exhibition. Electronic equipment will only be used during your personal judging time and will not remain on display during the entire exhibit period. Live animals are not permitted as exhibits in this area. For safety reasons, exhibits cannot include glass, syringes with needles or any other sharp objects.

### **Animal Science Swine Ready4Life Challenge (SF 50137)**

#### **Open to 11- to 18-year-olds enrolled in any Swine project.**

Exhibits in this category must include the following: a) a physical representation of the career or business product such as a model, prototype or display/portfolio that includes images of accomplished work; b) verbal or written explanations that demonstrate knowledge of the related career or business fields, potential careers, and the appropriate requirements for achievement in those fields. The judging criteria for this class values thoroughness of career and/or business exploration and pursuit above the workmanship of the physical specimen on display.



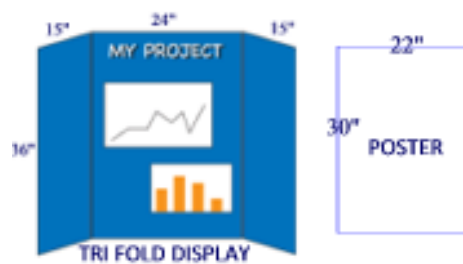
Nature  
Health  
Citizenship  
Communications  
Entomology  
Floriculture  
Theatre  
Geology  
Woodworking  
Interior-Design  
Camping  
Forestry  
Fishing  
Visual-Arts  
Food  
Aerospace  
Clothing  
Computers  
Veterinary-Science  
Electricity  
Child-Development  
Photography  
Shooting-Sports  
Fashion-Revue  
Horticulture  
Crops Tractors  
Bicycle

---

## GENERAL PROJECTS SECTION

## RULES & REGULATIONS FOR GENERAL PROJECTS:

1. Exhibits are to be brought out to the Winnebago County Fairgrounds in Pecatonica, IL for judging. Please check-in at Building 3 to get your exhibit tags and then go to Building 4 for judging. Cloverbud projects will be judged in building 3.
2. In order to exhibit your project, **ALL ENTRIES MUST BE REGISTERED THROUGH FAIR ENTRY**. Fair Entry is a separate online system from 4-H ONLINE. **ENROLLING IN YOUR PROJECT IN 4-H ONLINE, DOES NOT MEAN YOU ARE REGISTERED FOR THE FAIR.**
3. All entries must be made online at <http://winnebago4-hfair.fairentry.com>. **FAIR ENTRY registration will begin on May 1<sup>st</sup> and end on June 15<sup>th</sup>.**
4. Public Presentation exhibitors must make their entries in Fair Entry between March 15 and April 15, 2021.
5. **Consequences for not meeting ALL set deadlines (enrollments, fair entries, etc.) will include ineligibility to receive Champion, Reserve Champion or be a State Fair Delegate. This rule will be enforced.**
6. A member may exhibit 2 projects in each class unless otherwise noted, but may only receive premiums for one entry per class.
7. Only 4-H exhibitors and 4-H leaders will be allowed to be present for judging. Parents may **NOT** be present at the judging table while their child is being judged. CLOVERBUDS are the only members allowed to have a parent beside them at judging. If a 4-H member needs special accommodations to exhibit, please inform the Extension office before show day. **Parents will be kindly asked to stay out of buildings during judging.**
8. Members who cannot be present for judging may have another 4-H member or a 4-H leader show their project. They must fill out the **Winnebago County 4-H Exhibit Report** and attach to their project explaining what they did, what they learned, any problems they had, and what they might do differently next time. Only members who are present at the county judging will be eligible for State Fair Selection. **The ONLY exception is;** if you are representing Winnebago County 4-H at another 4-H function. This form can be found on our website and also at the back of this book.
9. All general projects will stay in the 4-H Building after General Projects Judging and will remain there for the duration of the county fair.
10. Members may NOT move their 4-H exhibits to the Open Show.
11. All projects must be clearly marked with exhibitor's name, club and name of the project on the bottom or back of the project. EVERY single piece of your exhibit must be labeled with name, club and project class.
12. All poster projects are recommended to be displayed on either a tri-fold display board (36x24x15), a heavy-duty sheet of poster board or foam core board no larger than 22" x 30". Table displays are limited to 2' wide x 15" deep unless otherwise stated in the class listings for that project. Exhibits that stand over 4' tall will be placed on the floor. Use of page protectors is recommended for binder or portfolio exhibits. If you need more room for your project, you must contact the Extension office prior to Judging Day to make special arrangements.
13. Any project not in accordance with 4-H Show exhibit instructions may be accepted, but will receive a rating one (1) grade lower than what they would have received otherwise, and will be ineligible for Class Winner, Champion or State Fair Delegate.



14. All food exhibits should be exhibited on a suitable size, disposable, paper plate, enclosed in a clear plastic Ziploc bag with your name, club and class name written on the bottom, unless otherwise specified. If you want to take your food project home with you after judging, you must wait until after judging to do so. We encourage you to take your food project home and freeze it until the day before it is due back out at the fairgrounds for fair week. Any food exhibits left after judging will be tossed. All food projects must be re-made or taken out of your freezer to be on display during fair week.
15. Any illegal items (i.e. eagle feathers, bird nests, parts of any endangered species, items protected in deference to Native Americans, etc.) are not allowed as part of an exhibit. Any exhibit containing such items will be sent home.
16. Exhibits illustrating inappropriate subject matter and/or graphics are not acceptable. 4-H Show Superintendents reserve the right to remove exhibits deemed inappropriate or dangerous for youth audiences. The content of 4-H competitive presentation does not necessarily reflect the beliefs or views of the Illinois State Fair, Winnebago County Fair or the University of Illinois Extension 4-H program.
17. **INNOVATION CLASSES** are open to any 4-H member. Members choosing to exhibit in the Innovation class decide the best way to show off their project mastery and knowledge for the year in that project category. Some suggestions are provided for each category, but members may choose any method they want for demonstrating project learning as long as it does not fit in any other class in that category. Only selected projects categories have an Innovation option.
18. **READY4LIFE CLASSES (Career & Entrepreneurship Exploration)** are open to any 4-H member who was at least 11 by September 1, 2020. Members choosing to exhibit in the Ready 4 Life class may be enrolled in any level of the Project they are studying. Exhibits should show the connection between the project area and related career or business opportunities. Members may choose any method they want for demonstrating project learning. **Counties are eligible to send one Ready 4 Life exhibit for each project category in addition to the total allowed for that division.**

#### **ILLINOIS 4-H COVID-19 SOCIAL DISTANCING & SAFETY PRACTICES:**

The following COVID-19 social distancing/safety practices reflect requirements of Illinois Department of Public Health and University of Illinois event guidelines. These mitigation protocols may be modified to reflect requirements of local public health department based on local conditions at the time of the event.

1. Face coverings are required for all youth, spectators, volunteers, and staff when within the defined 4-H event space (inside and outside)
2. Everyone in attendance will practice social distancing during the event, including maintaining six feet of separation (both indoors and outdoors) from those who are not in their households. To allow for social distancing, building and spectator capacity will be limited based on current public health department guidelines.
3. Handwashing and sanitizing stations will be provided throughout the venue.
4. Anyone who has experienced COVID-19 symptoms within the previous seven days is asked to stay home. COVID-19 symptoms include fever, cough, loss of taste or smell, or shortness of breath.

If any of these guidelines presents a challenge for you, please contact us directly at 815-858-2273. We are happy to discuss what accommodations are possible so that we can look for ways that all youth can safely participate in this event.

**Illinois 4-H reserves the right to adjust or cancel events in the case of identified risk, such as changes in local COVID conditions or known instances of non-compliance with safety guidelines.**

## STATE FAIR INFORMATION:

STATE 4-H JUDGING DAY FOR WINNEBAGO COUNTY PROJECTS WILL BE HELD IN SPRINGFIELD ON FRIDAY – AUGUST 13, 2021.

Info about projects (including scoresheets) can be found here:

<https://4h.extension.illinois.edu/members/projects>

Members selected for STATE FAIR will be notified via phone and email on Wednesday, August 4<sup>th</sup>

## CLUB BANNERS:

### 2021 WINNEBAGO COUNTY 4-H THEME

### “Opportunity 4 All”

4-H CLUBS are asked to make a banner to represent their club to hang in the 4-H Building during fair week. **Banners must be brought to the Extension Office by July 22, 2021** in order to be hung in the 4-H Building at the fairgrounds for judging. The guidelines for construction and entry form can be found on our website under Club Information. Please contact the Extension Office (815) 986-4357 with any questions.

---

Any youth needing a reasonable accommodation to participate in a 4-H exhibit opportunity should contact the Extension office at (815) 986-4357 approximately 3 weeks in advance. However, if this timeframe is missed, please call anyway and we will be happy to discuss what can be done.

# WINNEBAGO COUNTY GENERAL PROJECTS EXHIBIT GUIDELINES

**AEROSPACE** Each county may send 2 entries total from 50130, 50131; and 1 entry from 50133.

**Aerospace 2 Model Rocketry:** (SF 50130)

**(Open to youth in Aerospace 2, Aerospace 3, and Aerospace 4)**

Exhibit one model rocket assembled or made by the member. The exhibit will be a static display. The model rocket should be in good flying condition. DO NOT include the rocket engine with your exhibit. The rockets will not be launched. Attach the printed directions for construction of the rocket if any were used.

**Aerospace Display:** (SF 50131)

**(Open to youth in Aerospace 2, Aerospace 3, and Aerospace 4)**

Prepare a display related to the aerospace project which does not fit in the model rocketry class. The exhibit may include, but isn't limited to, original works, objects, demonstrations, digital presentations, programs, websites, games, apps, performances, or posters which you have made. Choose whatever method best shows what you've learned. You must furnish any equipment you need for your exhibit. Internet service will not be provided for the exhibit. All exhibits must include something visual, such as a printed copy of a digital presentation, which will remain on display during the exhibition. Electronic equipment will only be used during your personal judging time and will not remain on display during the entire exhibit period.

**OPTIONAL ROCKET LAUNCHING CONTEST (County Project – No Premium – Special Flight Award Ribbon Given)**

Open to youth in Aerospace 2, 3 or 4. 4-H members can decide if they would like to launch their model rocket or not.

Launching is not required. Proof of skill level from package and instructions must accompany rocket at judging. Members must bring their own launching pads. Launching may be cancelled if weather is bad (rainy, too windy).

**Aerospace Ready4Life Challenge** (SF 50133)

**Open to 11- to 18-year-olds enrolled in any Aerospace project.**

Exhibits in this category must include the following: a) a physical representation of the career or business product such as a model, prototype or display/portfolio that includes images of accomplished work; b) verbal or written explanations that demonstrate knowledge of the related career or business fields, potential careers, and the appropriate requirements for achievement in those fields. The judging criteria for this class values thoroughness of career and/or business exploration and pursuit above the workmanship of the physical specimen on display.

## ANIMAL SCIENCE

**(Open to members enrolled in Beef, Cats, Dairy Cattle, Dogs, Goats, Horses, Poultry, Rabbits, Sheep, Small Pets and Swine.)**

**Animal Science** (SF 50135)

Prepare a display focusing on any activity related to the animal project. Demonstrate the skills and knowledge you have gained through the animal project you studied. The exhibit may include, but isn't limited to, original works, objects, demonstrations, digital presentations, programs, websites, games, apps, performances, or posters which you have made. Choose whatever method best shows what you've learned. You must furnish any equipment you need for your exhibit. Internet service will not be provided for the exhibit. All exhibits must include something visual, such as a printed copy of a digital presentation, which will remain on display during the exhibition. Electronic equipment will only be used during your personal judging time and will not remain on display during the entire exhibit period. Live animals are not permitted as exhibits in this area. For safety reasons, exhibits cannot include glass, syringes with needles or any other sharp objects.

**Animal Science Ready4Life Challenge** (SF 50137)

**Open to 11- to 18-year-olds enrolled in any Beef project.**

Exhibits in this category must include the following: a) a physical representation of the career or business product such as a model, prototype or display/portfolio that includes images of accomplished work; b) verbal or written explanations that demonstrate knowledge of the related career or business fields, potential careers, and the appropriate requirements for achievement in those fields. The judging criteria for this class values thoroughness of career and/or business exploration and pursuit above the workmanship of the physical specimen on display.

## **BICYCLE** (not eligible for state fair)

### **Bicycle 1**

Exhibitors will draw three situations from a bag that relate to activities from Level 1 and discuss/explain all three with the judge. Situations may include: Selecting bicycle safety equipment; Demonstrate how to fit a helmet; Identify bike parts and their function; Selecting the right size bike; How to check bicycle tires, brakes and chains; Recognizing traffic signs and their meaning; General discussion of bicycling hazards; and Items to consider when planning a bike trip.

### **Bicycle 2**

Exhibitors will draw three situations from a bag that relate to activities from Level 2 and discuss/explain all three with the judge. Situations may include: Factors to consider when choosing a bike; Comparing tire pressure, valve type and tread; Steps in fixing a flat tire; Steps to follow when cleaning, lubricating and replacing a bike chain; Evaluating the braking system on a bicycle; Factors to consider when mapping out a bike route; Rules for smart bike riding; and Planning a menu for an all-day bike ride.

### **Bicycle Ready4Life Challenge** (not eligible for state fair)

#### **Open to 11- to 18-year-olds enrolled in any Bicycle project.**

Exhibits in this category must include the following: a) a physical representation of the career or business product such as a model, prototype or display/portfolio that includes images of accomplished work; b) verbal or written explanations that demonstrate knowledge of the related career or business fields, potential careers, and the appropriate requirements for achievement in those fields. The judging criteria for this class values thoroughness of career and/or business exploration and pursuit above the workmanship of the physical specimen on display.

## **CHILD DEVELOPMENT**

### **CHILD DEVELOPMENT**

Each county may submit 3 entries from 50141

#### **Child Development** (SF 50141)

Prepare a display that demonstrates the skills and knowledge you have gained studying child development. Topics might include, but are not limited to, selecting age appropriate toys and activities, explaining child behavior, or recognizing child safety concerns. The exhibit may include, but isn't limited to, original works, objects, demonstrations, digital presentations, programs, websites, games, apps, performances, or posters which you have made. Choose whatever method best shows what you've learned. You must furnish any equipment you need for your exhibit. Internet service will not be provided for the exhibit. All exhibits must include something visual, such as a printed copy of a digital presentation, which will remain on display during the exhibition. Electronic equipment will only be used during your personal judging time and will not remain on display during the entire exhibit period. For safety reasons, exhibits cannot include glass, syringes with needles or any other sharp objects.

#### **Child Development Ready4Life Challenge** (SF 50142)

##### **Open to 11- to 18-year-olds enrolled in the Child Development project**

Exhibits in this category must include the following: a) a physical representation of the career or business product such as a model, prototype or display/portfolio that includes images of accomplished work; b) verbal or written explanations that demonstrate knowledge of the related career or business fields, potential careers, and the appropriate requirements for achievement in those fields. The judging criteria for this class values thoroughness of career and/or business exploration and pursuit above the workmanship of the physical specimen on display.



## **CIVIC ENGAGEMENT (Citizenship)**

Each county may submit 2 entries total from classes 50145, 50146, 50147; and 1 entry from 50149. **Due to space restrictions, exhibits are limited to 2' 6" wide and 15" deep.**

### **Civic Engagement 1 (SF 50145)**

Exhibit a display illustrating one of the following options: 1) personal information about yourself – who you are, things you like to do, things you are good at, your favorites; 2) your feelings and how you handle these feelings; 3) your family, their responsibilities, how you work together; **OR** 4) the Family Pedigree that may include family group pages. **Due to space restrictions, exhibits are limited to 2' 6" wide and 15" deep.**

### **Civic Engagement 2 (SF 50146)**

Exhibit a display illustrating one of the following options: 1) your neighborhood; 2) how you were a good neighbor or led a service project for your community; **OR** 3) a Citizenship Challenge that you helped organize and lead (see the project book for details). **Due to space restrictions, exhibits are limited to 2' 6" wide and 15" deep.**

### **Civic Engagement 3 (SF 50147)**

Exhibit a display illustrating one of the activities that you completed within your project as it relates to one of the following categories in the manual: 1) Government; 2) Business and Industry; 3) Transportation, Communication & Utilities; 4) Culture & Heritage; 5) Natural Resources & Environment; 6) Education; 7) Organizations within your community; 8) Tourism; **OR** 9) Support Systems within your community. **Due to space restrictions, exhibits are limited to 2' 6" wide and 15" deep.**

### **Civic Engagement Ready4Life Challenge (SF 50149)**

**Open to 11- to 18-year-olds enrolled in any Citizenship project.**

Exhibits in this category must include the following: a) a physical representation of the career or business product such as a model, prototype or display/portfolio that includes images of accomplished work; b) verbal or written explanations that demonstrate knowledge of the related career or business fields, potential careers, and the appropriate requirements for achievement in those fields. The judging criteria for this class values thoroughness of career and/or business exploration and pursuit above the workmanship of the physical specimen on display.

### **Service Learning 1 (not eligible for state fair)**

Exhibit a binder portfolio to reflect what the exhibitor accomplished in the four steps of service learning. If exhibitor has been enrolled in project for multiple years, the binder portfolio should include previous years' work. Use of page protectors is recommended.

### **Service Learning 2 (not eligible for state fair)**

Exhibit a binder portfolio to reflect what the exhibitor accomplished in the four steps of service learning. If the exhibitor has been enrolled in the project for multiple years (including Service Learning 1), the binder portfolio should include the previous years' work. Use of page protectors is recommended.

### **Service Learning 3 (not eligible for state fair)**

Exhibit a binder portfolio to reflect what the exhibitor accomplished in the four steps of service learning. If the exhibitor has been enrolled in the project for multiple years (including Service Learning 1 & 2), the binder portfolio should include the previous years' work. Use of page protectors is recommended.

## **CLOTHING & TEXTILES**

Each county may submit 3 STEAM entries total from 50151 (A-C), 50152 (A-C), 50153 (A-C), 50155; 2 entries from 50154, 50155, 50156; and 1 entry from 50157.

All exhibits entered in the clothing and textiles area will be judged based on their construction and fit (if applicable). Exhibitors bringing garments should not wear their garments when they arrive for judging. The garment will be reviewed by the judges for construction first. Construction and appearance will both be considered during judging. If a pattern was used to make the item, the pattern instructions, either written or electronic, are to be included with the exhibit. Exhibit tags should be attached to the garment, not to the hanger. **\*\*For 2021, there will not be changing into items for judging.\*\***

Members wishing to exhibit knitted items should enroll in Visual Arts Fiber (if original) or Heritage Arts (if made from a pattern). Members who enroll in Clothing & Textiles with the intent of pursuing quilting can exhibit in the non-clothing exhibit category in STEAM Clothing 1—FUNDamentals. Quilts exhibited in the Clothing & Textiles area will be judged using a rubric that evaluates the sewing skills and construction of the item. All work on the quilt MUST be completed by the 4-H member. You cannot exhibit a quilt that was quilted by someone else. Quilts can be hand OR machine quilted as long as ALL work is completed by the exhibitor.

## **CLOTHING: STEAM**

### **STEAM Clothing 1 – Fundamentals: (SF 50151 A-C)**

Exhibit one of the following in either the Non-Sewn, Non-Clothing, or Clothing exhibit divisions:

#### **A. Non-Sewn Exhibits (50151 A) Exhibit one of the following:**

- Clothing Portfolio – Complete at least three different samples/activities from Chapter 2 and/or Chapter 3 of the project manual. Examples of samples you might include: How Two Magically Become One, pages 85-86; No Fear of Fray, pages 93-95; Two Sides of the Moon, pages 97-99; On the Flip Side, pages 101-104; Basic Hand Sewing Skills, pages 106-108. The Portfolio should be placed in an 8 ½ x 11, 3-ring binder. Include an appropriate cover, dividers, and table of contents. NOTE – additional pages can be added each year but must be dated with the year. See pages 9-10 of project manual for portfolio formatting.
- Fabric Textile Scrapbook – Must include at least 5 different textile samples. Use Textile Information Cards template on page 41 in project manual to identify fabric swatches. Completed textile cards should be placed in an 8 ½ x 11, 3-ring binder. Include an appropriate cover. See project manual, pages 42-74, for fabric options and fabric science experiments.
- What's the Difference - What's the Price Point – Exhibit may include a notebook, poster, small display sharing a project comparison and price point. See activity, pages 118-120. Exhibit should include PHOTOS; NO actual PILLOWS.

*Beginning Sewing Exhibits – exhibits in this class must be made from medium weight woven fabrics that will sew and press smoothly, flannel/fleece is acceptable. Solid color fabrics or those having an overall print are acceptable. NO PLAIDS, STRIPES, NAPPED or JERSEY KNIT. Patterns should be simple WITHOUT DARTS, SET-IN SLEEVES, and COLLARS. Raglan and loose flowing sleeves are acceptable.*

#### **B. Sewn Non-Clothing Exhibits (50151 B) Exhibit one of the following:**

- Pillowcase
- Simple Pillow – no larger than 18" x 18"
- Bag/Purse – no zippers or button holes
- Other non-clothing item using skills learned in project manual

#### **C. Sewn Clothing Exhibits (50151 C) Exhibit one of the following:**

- Simple top
- Simple pants, shorts, or skirt – no zipper or button holes
- Simple Dress – no zipper or button holes
- Other – other wearable item using skills learned in project manual (apron, vest, etc.)

### **STEAM Clothing 2 – Simply Sewing: (SF 50152 A-C)**

Exhibit one of the following in either the Non-Sewn, Non-Clothing, or Clothing exhibit divisions:

#### **A. Non-Sewn Exhibits (50151 A) Exhibit one of the following:**

- Clothing Portfolio – Complete at least four different samples/activities from Chapters 2, 3 AND/OR 4 of the project manual. The Portfolio should be placed in an 8 ½ x 11, 3-ring binder. Include an appropriate cover, dividers, and table of contents. NOTE – this can be a continuation of a Portfolio created in STEAM Clothing 1. Additional pages can be added each year but must be dated with the year created. See project manual, pages 9-11 for portfolio formatting.
- Expanded Textile Science Scrapbook – Must include at least 10 different textile samples. Use Textile Information Cards template on page 39 in project manual to identify fabric swatches. Completed textile cards should be placed in an 8 ½ x 11, 3-ring binder. Include an appropriate cover. See Project, pages 40-82 for fabric science experiments.

- Design Basics – Understanding Design Principles – Exhibit should include a learning experience that demonstrates the design principles and elements involved when selecting fabric for clothing and accessories. See project manual, pages 17-20 for design suggestions.
- Entrepreneurial Sewing – Exhibit should highlight items you made for sale online. Create an exhibit that displays products you made and posted online. Refer to the project manual, pages 161-167 for information on how to analyze the cost of similar purchased items to determine pricing of your products. The exhibit may be a notebook, poster or small display.

**B. Sewn Non-Clothing Exhibits (50152 B) Exhibit one of the following:**

- Recycled Clothing Accessory – Create a clothing accessory made from a used item. The item must be changed in some way in the redesign process. The finished accessory must reflect at least one skill learned in the project and exhibitor should be able to identify the skill used. A before picture and a description of the redesign process must accompany the exhibit. Clothing accessory may include: hat, bag, scarf, belt, etc.
- Non-clothing item OR Clothing Accessory – Create a clothing accessory using at least one skill learned in this project. Exhibitor should be able to identify the skill used.

**C. Sewn Clothing Exhibits (50152 C) Exhibit one of the following:**

- Recycled Clothing – Create a garment from used textile based items. The original used item must be redesigned (not just embellished or decorated) in some way to create a new wearable piece of clothing. The finished garment must reflect at least one skill learned in this project and exhibitor should be able to identify the skill used. A before picture and a description of the redesign process must accompany the exhibit.
- Constructed garment – Any garment with facings or curves. Should use at least one skill learned in this project and exhibitor should be able to identify the skills used. Garment should be appropriate for the age and experience of the member.

**STEAM Clothing 3 – A Stitch Further: (SF 50153 A-C)**

Exhibit one of the following in either the Non-Sewn, Non-Clothing, or Clothing exhibit divisions:

**A. Non-sewn Exhibits (50153 A) Exhibit one of the following:**

- Clothing Portfolio – Complete at least four different samples/activities from Chapters 2, 3 AND/OR 4 of the project manual. The Portfolio should be placed in an 8 ½ x 11, 3-ring binder. Include an appropriate cover, dividers, and table of contents. NOTE – this can be a continuation of a Portfolio created in STEAM Clothing 1 and/or STEM Clothing 2. Additional pages can be added each year but must be dated with the year created. See project manual, pages 11-13 for portfolio formatting.
- Expanded Textile Science Scrapbook - Must include at least 10 different textile samples. Use Textile Information Cards template on page 29 in project manual to identify fabric swatches. Completed textile cards should be placed in an 8 ½ x 11, 3-ring binder. Include an appropriate cover. See Project, pages 39-52 for fabric science experiments.
- Advanced Entrepreneurial Sewing – Using knowledge gained in project manual, Chapter 5, display one sample product with a business plan that includes a business ID and logo. The Exhibit may be a notebook, poster or small display.

**B. Sewn Non-Clothing Exhibit (50153 B) Exhibit one of the following:**

- Recycled Clothing Accessory – Create a clothing accessory made from a used item. The item must be changed in some way in the redesign process. The finished accessory must reflect at least one skill learned in the project and exhibitor should be able to identify the skill used. A before picture and a description of the redesign process must accompany the exhibit.
- Non-clothing item OR Clothing Accessory – Create a clothing accessory using at least one skill learned in this project. Exhibitor should be able to identify the skill used.

**C. Sewn Clothing Exhibit (50153 C) Exhibit one of the following:**

- Recycled Clothing – Create a garment from used textile based items. The original used item must be redesigned (not just embellished or decorated) in some way to create a new wearable piece of clothing. The finished garment must reflect at least one skill learned in this project and exhibitor should be able to identify the skill used. A before picture and a description of the redesign process must accompany the exhibit.
- Constructed garment – Any garment constructed by the member which is appropriate for the age and experience of the exhibitor. Should use at least one skill learned in this project and exhibitor should be able to identify the skills

used. Possible examples are wool garment, dress or jacket with set in sleeves and zipper or buttons and button holes, suits, evening gown or sport outfit.

**CLOTHING: SHOPPING** Exhibit one of the following options that align with the Shopping in Style level. If a garment is part of the 4-H exhibit, exhibitors should come wearing their garment to judging time.

**Shopping in Style:** Members are encouraged to spend more than one year involved in this project so they have time to learn what clothing styles look best on them while they also gain skills in building a versatile wardrobe and staying within their budget. Each year enrolled in Shopping should build on previous year's learning experience.

**Shopping in Style:** (SF 50154)

**Beginning** – Choose one of the following activities from Unit 1 or Unit 2 of the project book

- Exhibit should consist of a garment that reflects your personal style along with a poster or report that 1) explains how this garment reflects your style and how it influences what others think of you; **OR** 2) how your personal style either aligns or contradicts what is considered to be “in style” today. **OR**
- Exhibit should include a garment you purchased along with a poster or report that explains or illustrates how this garment is either 1) a modern version of a fad or fashion from an earlier decade; **OR** 2) how this garment reflects a different ethnic or cultural influence. Exhibit should include garment you purchased along with a poster or report that provides 1) a body shape discussion and how body shape influences clothing selections; **OR** 2) a color discussion that provides an overview of how different colors complement different hair colors and skin tones and how that influenced garment selection. Poster or report may include pictures from magazines, the internet or actual photos of garments. **OR**
- Exhibit should include garment you purchased along with a poster or report that 1) explains how this garment uses the principles of design lines to create an illusion to alter appearance; **OR** 2) explains how color and texture of fabrics can complement or enhance appearance. Poster or report may include pictures from magazines, the internet, or actual photos of garments.

**Intermediate** – Choose one of the following activities from Unit 3 or Unit 4 of the project book (SF 50155)

- Exhibit should include two clothing items that were previously a part of your wardrobe that still fit but you don't wear anymore and pair them with something new to make them wearable again. Also include a report that explains why the garment was not being worn and what you did to transform it into a wearable garment again. **OR**
- Exhibit should include at least five pieces of clothing that exhibitor can mix and match to create multiple outfits. Include a poster or report that includes a clothing inventory **AND** describes what you have learned by completing this activity. **OR**
- Exhibit should include garment you purchased along with a poster or report that 1) includes a wardrobe inventory which indicates why you selected the garment you did, clothing budget, and cost of garment; **OR** 2) explains how advertising influences clothing purchases making a distinction between wants and needs; and how the purchase of this garment compliments and/or extends your wardrobe. **OR**
- Exhibit should include garment you purchased along with a poster or report that 1) describes a cost comparison of this item completed by the exhibitor when purchasing the garment; should include variety of shopping options and/or price tracking at stores over a period of time; **OR** 2) provides a quality comparison rating the specific clothing item purchased based on care, construction, cost and unique features; should include construction quality details, design features that influenced selection, cost per wearing, and garment care.

**Advanced** – Choose one of the following activities from Unit 5 or Unit 6 of the project book (SF 50156)

- Exhibit should include garment you purchased along with a poster or report that summarizes care requirements not only for this garment but also for garments made of other natural and synthetic fibers; exhibit should also include a care cost analysis for garments of different fibers. **OR**
- Exhibit should include garment you purchased which you have repaired or altered along with a poster or report that provides a clothing inventory list which includes cost savings for repaired items as compared to purchasing replacement garments.
- Exhibit should include multiple garments you purchased along with a poster or report that provides plans and commentary for a fashion show that would capture the attention of an audience. Fashion show plans should identify target audience, include show venue, purpose of the show, and logistical plan for the fashion show. This should also

include a financial plan. Exhibitor should be prepared to demonstrate modeling skills.

**Sewing & Textiles Ready4Life Challenge:** (SF 50157)

**(Open to 11- to 18-year-olds enrolled in any Sewing & Textiles project)**

Exhibits in this category must include the following: a) a physical representation of the career or business product such as a model, prototype or display/portfolio that includes images of accomplished work; b) verbal or written explanations that demonstrate knowledge of the related career or business fields, potential careers, and the appropriate requirements for achievement in those fields. The judging criteria for this class values thoroughness of career and/or business exploration and pursuit above the workmanship of the physical specimen on display.

## COLLEGE & CAREER READINESS

Each county may submit 1 entry from 50365; and 1 entry from 50366.

**Build Your Future:** (SF 50365)

Develop a Career portfolio which includes the items listed below. Members are encouraged to spend more than one year involved in this project so they have time to thoroughly explore the learning modules and develop a greater understanding of planning and preparing for their future and develop a comprehensive career planning portfolio. The original OR photocopies of the completed activities from the project manual should be included in the portfolio. Each year enrolled in the project should build on previous year's learning experiences.

- **First Year** – Complete a minimum of Activities 1-4 from the Build Your Future project manual which includes: Skills...Choices...Careers; Making Career Connections; Build Your Future Through Portfolios; and Education Pay\$.
- **Second Year** – Complete a minimum of Activities 5-7 from the Build Your Future project manual which includes: Career FUNds; Turn Your 4-H Passion Into Profit; and Pounding the Pavement.
- **Third Year** – Complete a minimum of Activities 8-9 from the Build Your Future project manual which includes: Putting the Pieces Together: Goals for the Future; and Pathways to Success.

**College & Career Ready4Life Challenge:** (SF 50366)

**(Open to 11- to 18-year-olds enrolled in the College & Career project)**

Exhibits in this category must include the following: a) a physical representation of the career or business product such as a model, prototype or display/portfolio that includes images of accomplished work; b) verbal or written explanations that demonstrate knowledge of the related career or business fields, potential careers, and the appropriate requirements for achievement in those fields. The judging criteria for this class values thoroughness of career and/or business exploration and pursuit above the workmanship of the physical specimen on display.

## COMMUNICATIONS

Each county may submit 2 entries total from 50367, 50368, 50369 and 1 entry from 50370.

**Communications 1** (SF 50368)

For 1<sup>st</sup> year enrolled in project: Exhibit a binder portfolio showcasing at least three activities from the project manual. Show basic activities and anything that extended the lessons. For 2<sup>nd</sup> and 3<sup>rd</sup> years in project: Include everything from earlier years' work and add section showcasing at least four additional activities per year.

**Communications 2** (SF 50368)

For 1<sup>st</sup> year enrolled in project: Exhibit a binder portfolio showcasing at least three activities from the project manual. Show basic activities and anything that extended the lessons. For 2<sup>nd</sup> and 3<sup>rd</sup> years in project: Include everything from earlier years' work and add section showcasing at least four additional activities per year.

**Communications 3** (SF 50368)

For 1<sup>st</sup> year enrolled in project: Exhibit a binder portfolio showcasing at least three activities from the project manual. Show basic activities and anything that extended the lessons. For 2<sup>nd</sup> and 3<sup>rd</sup> years in project: Include everything from earlier years' work and add section showcasing at least four additional activities per year.

### **Creative Writing (SF 50367)**

To provide the best learning experience, it is suggested that counties receive submissions in this class prior to the exhibition date to allow a judge adequate time to read the submissions and provide meaningful review.

Each member may submit only one entry per class. Each entry is to be typewritten on 8 ½ x 11 paper and include exhibitors name. Entries must be original and **written for the 4-H project**. Stories should be double-spaced. Poems may be single-spaced.

- **Rhymed Poetry** – An interpretation of a subject in rhymed verse. Submit a collection of three poems.
- **Free Style Poetry**– An interpretation of a subject in unrhymed verse. Submit a collection of three poems.
- **Short Story**– A fiction piece comprised of three basic elements: a theme, a plot and characters. Submit one story, maximum length –2,000 words.
- **Essay**– A short nonfiction composition in which a theme is developed or an idea is expressed. Submit one essay, maximum length –500 words.
- **Feature Story** -- Nonfiction human-interest story judged on interest to readers, writing style, readability, and thoroughness of coverage. Submit one story, maximum length –1,000 words.

### **Journalism (SF 50369)**

Exhibit a binder portfolio showing the results of the appropriate year’s activities noted below:

- **Year 1:** Accomplishments of a minimum of 5, 2-star activities from Part 1, answering all of the questions in the activities.
- **Year 2:** Results of doing a minimum of 5, 2-star activities in Part 2, answering all the questions in the activities.
- **Year 3:** Results of doing a minimum of 5, 3-star activities from Parts 1 and 2. One of the activities must include writing an advance story, a follow-up story, or a feature story.
- **Year 4:** Results of doing at least 2, 2-star activities and 3, 3-star activities from Part 3. If the activities include making an audio or videotape, State Fair will provide a way for the judge to view or listen to it.

### **Communications Ready4Life Challenge: (50370)**

#### **(Open to 11- to 18-year-olds enrolled in any Communications project)**

Exhibits in this category must include the following: a) a physical representation of the career or business product such as a model, prototype or display/portfolio that includes images of accomplished work; b) verbal or written explanations that demonstrate knowledge of the related career or business fields, potential careers, and the appropriate requirements for achievement in those fields. The judging criteria for this class values thoroughness of career and/or business exploration and pursuit above the workmanship of the physical specimen on display.

## **COMMUNICATIONS: PUBLIC PRESENTATIONS**

1. **Please note:** The state Public Speaking contest will be held on **Saturday, June 5** at the Richland Community College, Decatur, IL. Each county is allowed a total of three entries from any category.
2. Enrollment in the Public Presentations project is required to exhibit in this section for Food/General demos and Public Speaking.
3. The only equipment provided (upon written request) will be a podium, table, screen, projector and extension cord. Exhibitors must request this equipment AT LEAST 48 hours prior to the presentation.
4. No parents will be permitted in the staging area or to assist with equipment being used during the presentation; however, parents are welcome to sit in the audience to observe.
5. No live animals are allowed in speeches.
6. Each participant is allowed 2 attendees to the contest. Masks are required, and social distancing of at least 6 feet apart. Participants are allowed to do their speech with a face shield, instead of a mask. They are required to put on their mask following their presentation.
7. When registering on [faireentry.com](http://faireentry.com) participants and family will be required to acknowledge the Covid-19 guidelines as well as submit the names and addresses of the 2 attendees.

**Formal Speech | Self-written | Notes Allowed | No props | Individual | 4-6 minutes**

Formal Speeches share the presenter's own unique view and are intended to motivate, persuade, or inform an audience and may include a call to action. Youth deliver a speech on any topic they wish (Original Oratory - 50501), or choose one of these four topics on which to speak (Topical Response - 50502):

- Welcome to the Digital Age
- What is My Connection to the Global Community?
- Power: Who Has It, Who Doesn't, and Does It Matter?
- If I Could See tomorrow...

**Illustrated Speech | Self-written | Notes allowed | Illustrations Required | Individual | 4-6 minutes (50503)**

Illustrated Speeches may be used to inform, persuade, or motivate the audience while using a visual aid. Visual aids may be two dimensional, three-dimensional, or digital. Youth may include audience participation. Digital visual aids must be stored on a USB flash drive. Illustrated speeches may be:

- How-to demonstrations which show the audience how to do something.
- Object lessons which use objects as metaphors to share a message.
- Educational models where drawings or diagrams help explain a topic.

**Original Works | Self-written | Notecards allowed | Props and Costumes Allowed | Individual (50504) or 2-Person Team (50505) | Manuscripts sent in Advance | 4-6 minutes**

Original works must be written entirely by the presenter. It may be presented as an individual or a two-person team entry. Manuscripts must be sent in advance to the contest. Presentations may be designed for TV, radio, or online media and must be presented live. The types of entries could include:

- Prose and Short Stories
- Poetry
- Broadcast Media Program
- Theatrical
- Combined Program: Combine any number of the above elements along with other creative presentation forms

**Oral Interpretation | Published work | Props and Costumes Allowed | Individual (50506) or 2-Person Team (50507) | Manuscripts sent in Advance | 4-6 minutes**

Presentations in Oral Interpretation must be published works, and manuscripts or transcripts must be submitted prior to the event. They may be presented as an individual or a two-person team entry. The types of entries could include:

- Prose and Short Stories
- Poetry
- Theatrical Interpretation
- Published Speech Recitation: Excerpt from a spoken presentation delivered by a public figure, such as Winston Churchill, Dr. Martin Luther King, Jr., or Maya Angelou
- Combined Program: Combine any number of the above elements along with other creative presentation forms

## COMPUTER SCIENCE

Each county may submit 3 entries total from 50159, 50160, 50161, 50162; and 1 entry from 50164.

Exhibitors may bring computer equipment for demonstration purposes. Computers will not be furnished. Internet connections are not available for use by exhibitors. Any member found to be using computer software in a manner that infringes on copyright laws will be disqualified.

**Beginning Visual Programming (not eligible for state fair)****Open to youth in Computer Science Visual Based Programming**

Exhibit a simple program using Scratch (or other simple graphic programming language). The program should include 8 different commands including looping and getting input from the keyboard and mouse. All exhibits must include something visual, such as a poster or printed copy of a digital presentation, which will remain on display during the exhibition. Electronic equipment will only be used during your personal judging time and will not remain on display during the entire exhibit period.

**Intermediate Visual Programming (SF 50159)****Open to youth in Computer Science Visual Based Programming**

Exhibit a program using Scratch (or other simple graphic programming) that you have downloaded from the internet and modified. Compare the two programs and demonstrate the changes you made to the original program; **OR** create an animated storybook using Scratch (or other simple graphical programming language). All exhibits must include something visual, such as a poster or printed copy of a digital presentation, which will remain on display during the exhibition. Electronic equipment will only be used during your personal judging time and will not remain on display during the entire exhibit period.

**Advance Visual Programming (SF 50160)**

**Open to youth in Computer Science Visual Based Programming**

Exhibit a video game you have created in Scratch (or other simple graphic programming). All exhibits must include something visual, such as a poster or printed copy of a digital presentation, which will remain on display during the exhibition. Electronic equipment will only be used during your personal judging time and will not remain on display during the entire exhibit period.

**Website Design: (SF 50161)**

**Open to youth in Computer Science Visual or Text Based Programming**

Exhibit an original website that you have designed. Internet access will not be provided, so exhibitors must supply their own internet hot spot or the website must be hosted on the exhibitor's computer. All exhibits must include something visual, such as a poster or printed copy of a digital presentation, which will remain on display during the exhibition. Electronic equipment will only be used during your personal judging time and will not remain on display during the entire exhibit period.

**Computer Open Source / Innovation CS (SF 50162)**

**Open to youth enrolled in Computer Science Text-Based Programming or robotics project).**

Demonstrate the skills and knowledge you have gained through the Computer project. The exhibit may include, but isn't limited to, original works, objects, demonstrations, digital presentations, programs, websites, games, apps, performances, or posters which you have made. Choose whatever method best shows what you've learned. Your exhibit should not fit in the other exhibit options for this project. You must furnish any equipment you need for your exhibit. Internet service will not be provided for the exhibit. Exhibits in this class may also demonstrate successful application of open source (publicly available) computing software and/or hardware, such as Raspberry Pi and Linux, to accomplish a task. All exhibits must include something visual, such as a poster or printed copy of a digital presentation or programming flowchart, which will remain on display during the exhibition. Exhibits in this area will be judged on the computer science programming. Youth enrolled in a robotics project should choose this class if you want the exhibit to be judged on the programming of the robot. Electronic equipment will only be used during your personal judging time and will not remain on display during the entire exhibit period.

**Computer Science Ready4Life Challenge (SF 50164)**

**Open to 11- to 18-year-olds enrolled in any Computer project**

Exhibits in this category must include the following: a) a physical representation of the career or business product such as a model, prototype or display/portfolio that includes images of accomplished work; b) verbal or written explanations that demonstrate knowledge of the related career or business fields, potential careers, and the appropriate requirements for achievement in those fields. The judging criteria for this class values thoroughness of career and/or business exploration and pursuit above the workmanship of the physical specimen on display.

## **CONSUMER EDUCATION**

Each county may submit 2 entries total from 50168, 50169; and 1 entry from 50167.

**Entrepreneurship: Be the E!** (not eligible for state fair)

Exhibit a binder portfolio or display that includes the results of at least two completed activities from each year exhibitor has been enrolled in the project. Completed activities from previous years should be included.

**My Financial Future 1 Beginner:** (SF 50168)

Develop a Financial Planning portfolio which includes the items listed below. This project can be completed all in one year; or a member may take several years to explore each of the activities and develop a more detailed financial plan. The original OR photocopies of the completed activities from the project manual should be included in the portfolio. Each year enrolled in the project should build on previous year experiences.

- **First Year** – Complete a minimum of Activities 1-6 from the My Financial Future – Beginner project manual which includes: Who Needs This?; Let's get SMART; Bringing Home the Bacon; Managing Your Money Flow; My Money Personality; and Money Decisions.



- **Second Year and Beyond** – Complete a minimum of Activities 7-11 from the My Financial Future – Beginner project manual which includes: Banking your \$\$\$\$; Charging it Up; Check it Out; Better than a Piggy Bank!; and My Work; My Future.

**My Financial Future 2 Advanced:** (SF 50169)

Building on your previous work in My Financial Future – Beginner project, continue adding to your Financial Planning portfolio which includes the items listed below. Members are encouraged to spend more than one year involved in this project so they have time to thoroughly explore the learning modules and develop a greater understanding of financial literacy, planning for their future, and develop a comprehensive career and financial planning portfolio. The original OR photocopies of the completed activities from the project manual should be included in the portfolio. Each year enrolled in the project should build on previous year’s learning experiences.

- **First Year** – Complete a minimum of two activities from Module 1: Earning Income and Career Planning and Module 2: Organizing Your Flow.
- **Second Year** – Complete all activities not previously completed in Module 1: Earning Income and Career Planning and Module 2: Organizing Your Flow; **AND** a minimum of two the activities from Module 3: Working with Banks and Credit Unions: Bank on It and Module 4: Making Your \$ Work 4 U.
- **Third Year and beyond** – Complete all activities not previously completed in Module 3: Working with Banks and Credit Unions: Bank on It and Module 4: Making Your \$ Work 4 U; **AND** a minimum of two activities from Module 5: Credit and Consumer Breadcrumbs.

**Consumer Ed Ready4Life Challenge:** (SF 50167)

**(Open to 11- to 18-year-olds enrolled in any Consumer Education project)**

Exhibits in this category must include the following: a) a physical representation of the career or business product such as a model, prototype or display/portfolio that includes images of accomplished work; b) verbal or written explanations that demonstrate knowledge of the related career or business fields, potential careers, and the appropriate requirements for achievement in those fields. The judging criteria for this class values thoroughness of career and/or business exploration and pursuit above the workmanship of the physical specimen on display.

## CROPS

Each county may submit 3 entries total from 50170, 50171, 50172, 50173; and 1 entry from 50175.

**PLEASE TIE AN INDEX CARD TO YOUR EXHIBIT WITH YOUR NAME, CLUB & CLASS LISTED.**

**Soybeans:** (SF 50170)

Exhibit five fresh plants (include root system that is washed) that are representative of member’s 4-H project field; **OR** exhibit an experimental or educational project related to one experience from your project. Include explanation of the project in a report for public understanding. Include the member’s crop records with the exhibit, such as the 4-H Crop record found online @ 4-H.illinois.edu, an FFA crops record or similar information.

**Corn:** (SF 50171)

Exhibit two fresh plants of field corn (include root system that is washed), that is representative of member’s 4-H project field; **OR** exhibit an experimental or educational project related to one experience from your project. Include explanation of the project in a report for public understanding. *Sweet corn should be exhibited in Vegetable Gardening unless being raised under commercial contract by the exhibitor.* Include the member’s crop records with the exhibit, such as the 4-H Crop record found online @ 4-H.illinois.edu, an FFA crops record or similar information.

**Small Grains:** (SF 50172)

Exhibit one gallon of the current year’s crop of oats, wheat, rye, or barley that is representative of the member’s 4-H project field; **OR** exhibit an experimental or educational project related to one experience from your project. Include explanation of the project in a report for public understanding. Include the member’s crop records with the exhibit, such as the 4-H Crop record found online @ 4-H.illinois.edu, an FFA crops record or similar information.

## **Hay Production (COUNTY PROJECT – Champion & Reserve Award given, but NO PREMIUMS or State Fair Opportunity)**

**FLAKE OF HAY:** Should be brought in a CLEAR, HEAVY PLASTIC BAG. **HAYLAGE:** 5# in tightly closed plastic container.

### **Crops Innovation Class: (SF 50173)**

#### **(Open to youth enrolled in any Crops project)**

Demonstrate the skills and knowledge you have gained through the Crops project. This could be related to, but not limited to crop production, crop utilization or topics of interest to the member related to agronomy. The exhibit may include, but isn't limited to, original works, objects, demonstrations, digital presentations, programs, websites, games, apps, performances, or posters which you have made. Choose whatever method best shows what you've learned. Your exhibit should not fit in the other exhibit options for this project. You must furnish any equipment you need for your exhibit. Internet service will not be provided for the exhibit. All exhibits must include something visual, such as a printed copy of a digital presentation, which will remain on display during the exhibition. Electronic equipment will only be used during your personal judging time and will not remain on display during the entire exhibit period.

### **Crops Ready4Life Challenge: (SF 50175)**

#### **(Open to 11- to 18-year-olds enrolled in any Crops project)**

Exhibits in this category must include the following: a) a physical representation of the career or business product such as a model, prototype or display/portfolio that includes images of accomplished work; b) verbal or written explanations that demonstrate knowledge of the related career or business fields, potential careers, and the appropriate requirements for achievement in those fields. The judging criteria for this class values thoroughness of career and/or business exploration and pursuit above the workmanship of the physical specimen on display.

## **DRONES: UNMANNED AERIAL VEHICLES/SYSTEMS**

Each county may submit 2 entries from each class.

Choose one of the following classes based on your interest and skill level.

Each Exhibitor must complete all three sections of Quads Away Curriculum and display (or upload) a completed Mission Logbook.

### **UAV Display (SF 50375)**

Prepare a display related to the Drones/UAV project on the topic of your choosing. The exhibit may include, but isn't limited to, original works, objects, demonstrations, digital presentations, programs, websites, games, apps, performances, or posters which you have made. Choose whatever method best shows what you've learned. You must furnish any equipment you need for your exhibit. Internet service will not be provided for the exhibit. All exhibits must include something visual, such as a printed copy of a digital presentation, which will remain on display during the exhibition. Electronic equipment will only be used during your personal judging time and will not remain on display during the entire exhibit period. Non-UAV/ Drone projects should not be entered in this class (see Aerospace Display).

### **UAV Unmanned Aerial Systems (SF 50376)**

Exhibit one Unmanned Aerial Vehicle and associated system assembled or made by the member. UAV or Drone exhibits in this class must be either originally designed or built from a kit of reconfigurable parts and components. These displays are limited to multicopters (tri, quad, hex, and octocopters), as well as FPV airplanes and flying wings with wingspans up to 36". A detailed build log with pictures, as well as a Mission Logbook must be included. The UAV MUST have a Flight Controller and utilize a camera/video transmission system. The exhibit will be a static display. The Drone should be in good flying condition with batteries fully charged, and all UAS components (including Video System) ready to demonstrate. DO NOT display your UAV with the propellers on, but rather on the table to the side of your UAV. The Drone will not be flown. Attach the printed directions/instructions of the UAV if any were used.

## ELECTRICITY

Each county may submit 3 entries total from 50177, 50178, 50179, and 1 entry from 50181.

### **Electricity 1:** (SF 50177)

(May only be battery-powered projects using battery components and wiring). Exhibit a momentary switch, simple switch, basic circuit, electromagnet, galvanometer, **OR** an electric motor. All projects must include a report explaining how the project was constructed and the principles demonstrated. Recommendations can be found on the website. Projects using paper clips, cardboard, thumbtacks, & brads are not eligible for state fair exhibits in electricity. Members wishing to exhibit these types of projects should consider exhibiting in Junkdrawer Robotics 1 or 2.

### **Electricity 2:** (SF 50178)

(May only be battery-powered projects using battery components and wiring) Exhibit a circuit board demonstrating parallel and series switches, including a circuit diagram; 3-way or 4-way switch circuit using DC/battery; **OR** a basic electrical device (examples: rocket launcher, burglar alarm, etc.). All projects must include a report explaining how the project was constructed and the principles demonstrated. Recommendations can be found on the website. Projects using paper clips, cardboard, thumbtacks, & brads are not eligible for state fair exhibits in electricity. Members wishing to exhibit these types of projects should consider exhibiting in Junkdrawer Robotics 1 or 2.

### **Electricity 3:** (SF 50179)

Exhibit a 120V lighting fixture or other appliance which uses a switch; **OR** two electrical household circuits using 120V materials to comply with National Electrical Code, one with a simple on/off switch to control bulb, and one using 3-way switches to control light from two locations; **OR** other project which demonstrates principles in the Wired for Power book. All electricity projects must include a report, explaining how the project was constructed, and principles for its operation. Recommendations can be found on the website.

### **Electricity 4:** (not eligible for state fair)

Exhibit any electronic or solid state appliance. Exhibitor must be able to explain how the project was constructed, how it is to be used and how it works. When project is being constructed, general safety and workmanship should be considered.

### **Electricity Ready4Life Challenge:** (SF 50181)

#### **(Open to 11 to 18-year-olds enrolled in any Electricity project)**

Exhibits in this category must include the following: a) a physical representation of the career or business product such as a model, prototype or display/portfolio that includes images of accomplished work; b) verbal or written explanations that demonstrate knowledge of the related career or business fields, potential careers, and the appropriate requirements for achievement in those fields. The judging criteria for this class values thoroughness of career and/or business exploration and pursuit above the workmanship of the physical specimen on display.

## ENTOMOLOGY GENERAL

Each county may submit 2 entries total from 50183, 50184, 50185, 50186; 1 entry from Class 50187.

Size and number of exhibit cases should relate appropriately to the number of insects being displayed for a specified class. Cases should be no deeper than 4". Exhibitors should note that Entomology exhibits may be placed UPRIGHT for display.

### **Entomology 1:** (SF 50183)

Exhibit 15 or more species representing four or more orders. Collection must be accurately labeled. Exhibitors must also include the Entomology 1 project manual, *Teaming With Insects 1*, with at least one completed activity for each year enrolled. The project manual must be included. Rules for pinning and labeling insects are available from your local Extension office.

### **Entomology 2:** (SF 50184)

Exhibit 30 or more species representing eight or more orders. Collection must be accurately labeled. Exhibitors must also include the Entomology 2 project manual, *Teaming With Insects 2*, with at least one completed activity for each year enrolled. The project manual must be included. Rules for pinning and labeling insects are available from your local Extension office.

**Entomology 3:** (SF 50185)

Exhibit 60 or more species representing twelve or more orders. Collection must be accurately labeled. Exhibitors must also include the Entomology 3 project manual, *Teaming With Insects 3*, with at least one completed activity for each year enrolled. The project manual must be included. Rules for pinning and labeling insects are available from your local Extension office.

**Entomology Display:** (SF 50186)**(Open to youth enrolled in Entomology 1, Entomology 2 or Entomology 3)**

Exhibit any activity or display related to Entomology that does not fit into Entomology Classes 1, 2 or 3 above. The exhibit may include, but isn't limited to, original works, objects, demonstrations, digital presentations, programs, websites, games, apps, performances, or posters which you have made. Choose whatever method best shows what you've learned. You must furnish any equipment you need for your exhibit. Internet service will not be provided for the exhibit. All exhibits must include something visual, such as a printed copy of a digital presentation, which will remain on display during the exhibition. Electronic equipment will only be used during your personal judging time and will not remain on display during the entire exhibit period.

**Entomology Ready4Life Challenge:** (SF 50187)**(Open to 11 to 18-year-olds enrolled in any Entomology project)**

Exhibits in this category must include the following: a) a physical representation of the career or business product such as a model, prototype or display/portfolio that includes images of accomplished work; b) verbal or written explanations that demonstrate knowledge of the related career or business fields, potential careers, and the appropriate requirements for achievement in those fields. The judging criteria for this class values thoroughness of career and/or business exploration and pursuit above the workmanship of the physical specimen on display.

## ENTOMOLOGY BEEKEEPING

Each county may send 2 entries total from Classes 50188, 50189, and 50190; and 1 entry from 50191.

Create an exhibit that shows the public what you learned in the beekeeping project this year. **Note:** No bee hives may be exhibited. (Honey moisture content will be measured.) Fill level: the honey should be filled to the jar shoulder, not over, nor under. Be careful to distinguish "chunk honey" (comb in jar) from "cut comb" (comb only in plastic box). *Honey exhibited (including chunk, cut comb, and sections) must be collected since the previous year fair.*

**Beekeeping 1:** (SF 50188)

Exhibit an educational display for one (1) of the following:

- Flowers Used to Make Honey. Display pressed flowers from ten (10) different Illinois plants that bees use for making honey.
- Uses of Honey and Beeswax.
- Setting Up a Bee Hive.
- Safe Handling of Bees.
- Equipment needed by a Beekeeper.

Chunk honey should go in a wide-mouth jar, preferably one specially made for chunk honey (see beekeeping catalogs).

**Beekeeping 2:** (SF 50189)

Exhibit one (1) of the following:

- Extracted Honey: Three (3) 1# jars, shown in glass, screw-top jars holding 1 # of honey each.
- Chunk honey (comb in jar): Three (3) 1# jars (wide-mouth glass jars).
- Cut-comb honey: Three (3) 1# boxes (boxes are usually 4 ½"x 4 ½").
- Section honey: three (3) sections of comb honey (in basswood boxes or Ross rounds)
- Working with Honey Bees. Present a topic from your manual to teach fairgoers about working with honey bees. Use your knowledge and creativity to display this information on a poster or in a notebook.

### **Beekeeping 3:** (SF 50190)

Exhibit three (3) of the five (5) kinds of honey listed below (#1-5) or prepare an educational display about honey bees or beekeeping.

1. Extracted Honey: Three (3) 1# jars (glass)
2. Chunk Honey (comb in a jar): Three (3) 1# jars (wide-mouth glass)
3. Cut-comb Honey: Three (3) 1# boxes (boxes are usually 4 ½" x 4 ½" in size).
4. Comb Honey- 3 sections (honey built by bees in frames of wood commonly called "sections" (boxes are usually 4 ½" x 4 ½" in size)
5. Section honey: three (3) sections of comb honey (in basswood boxes or Ross rounds) or
6. Prepare an educational display about honey bees or beekeeping.

### **Entomology Beekeeping Ready4Life Challenge:** (SF 50191)

#### **(Open to 11 to 18-year-olds enrolled in any Entomology project)**

Exhibits in this category must include the following: a) a physical representation of the career or business product such as a model, prototype or display/portfolio that includes images of accomplished work; b) verbal or written explanations that demonstrate knowledge of the related career or business fields, potential careers, and the appropriate requirements for achievement in those fields. The judging criteria for this class values thoroughness of career and/or business exploration and pursuit above the workmanship of the physical specimen on display.

## **ESPORTS**

Each county may submit 3 entries from 50430.

All exhibitors must complete all activities in the Illinois 4-H eSports Pilot Curriculum.

### **eSports** (SF 50430)

Compete in at least 1 ranked tournament online or in person (either as a team or solo), and fully document your progress throughout. Any game with a documentable bracket system, at least 3 rounds and a prize count. Be sure to include a description of the tournament, your match information, your win-loss record, and description of the game and platform being used to play the game (Ram requirements/capabilities of your machine, video card specs., etc.). Prepare a PowerPoint presentation describing your journey through eSports (including your 1 mandatory tournament), what you have learned about gaming/eSports, and why you think more youth should be involved. Also include a detailed description of your most important win, explaining your strategy in that victory. Be sure to include screenshots and video, if possible. Load your presentation to a USB drive, and be sure to add narration if uploading for virtual exhibition.

## **EXPLORATORY** (*Welcome to 4-H*) (not eligible for state fair)

Youth ages 8 – 10 may exhibit a display on one of the following topics from the project book.

- windowsill gardening;
- 4-H animals;
- 4-H family; **OR**
- coat of arms

### **COLLECTIBLES** (not eligible for state fair)

Bring your completed project book and your collection or examples of your collection (if it's too large to bring) with pictures of total collection, OR an exhibit or poster illustrating one feature of the project. Because 4-H cannot be responsible for care of your collection, it is recommended that you leave a photo album of your display to have on exhibit during fair week.

## **FAMILY HERITAGE**

Each county may submit 1 entry from 50197; and 1 entry from 50199.

### **Family Heritage** (SF 50197)

Prepare an exhibit of items, pictures, maps, charts, slides/tapes, drawings, illustrations, writings or displays that depict the heritage of the member's family or community or 4-H history. Please note: Exhibits are entered at 4-H'ers own risk. 4-H is not responsible for loss or damage to family heirloom items or any items in this division. Displays should not be larger than 22" x 28" wide. If the size needs to be a different size because the historical item is larger than 22"x28" please contact the superintendents for approval.

## Family Heritage Ready4Life Challenge (SF 50199)

### Open to 11- to 18-year-olds enrolled in any Family Heritage project.

Exhibits in this category must include the following: a) a physical representation of the career or business product such as a model, prototype or display/portfolio that includes images of accomplished work; b) verbal or written explanations that demonstrate knowledge of the related career or business fields, potential careers, and the appropriate requirements for achievement in those fields. The judging criteria for this class values thoroughness of career and/or business exploration and pursuit above the workmanship of the physical specimen on display.

## FOODS & NUTRITION

Each county may submit 7 entries total from any of these food classes: 50200, 50201, 50202, 50203, 50204, 50206, 50208, 50211; and 1 entry from 50210.

### 4-H Cooking 101 (SF 50200)

*Using the recipes included in the project manual, prepare an exhibit of 3 cereal marshmallow bars; OR ¼ of 8" square or round coffee cake; OR 3 cookies. No icing should be on any products. If you make changes to the recipe, bring a copy of the recipe with your changes. Bars, coffee cake, or cookies should be displayed on a disposable plate placed in a zip-sealing plastic bag. **In addition to your food exhibit,** complete the *What's on Your Plate? Activity* on pages 10-11 in the 4-H Cooking 101 project manual. Bring a document with printed pictures of your 3 or more plates and the answers to questions 1-7 to remain on display with your project. The words on the plates must be legible and clearly visible in the picture. Pictures, graphics or photos are acceptable.*

### 4-H Cooking 201 (SF 50201)

*Using the recipes included in the project manual, prepare an exhibit of 3 cheese muffins; OR 3 scones; OR ½ loaf (9" x 5") of basic nut bread. If you make changes to the recipe, bring a copy of the recipe with your changes. Bread, muffins, or scones should be displayed on a disposable plate placed in a zip-sealing plastic bag. **In addition to your food exhibit,** complete *Experiment with Meal Planning Activity* on page 91 in the 4-H Cooking 201 project manual. Bring either page 91 with your completed answers or a document with the answers to remain on display with your project along with a picture of the meal you prepared. You do **not** need to complete the Challenge Yourself section on page 91.*

### 4-H Cooking 301 (SF 50202)

*Using the recipes included in the project manual, prepare an exhibit of 3 dinner rolls; OR loaf of yeast bread; OR 1 tea ring; OR 3 sweet rolls; OR one layer of a Rich White Cake or Rich Chocolate Cake, top side up (*without frosting*). If icing is used on the tea ring or sweet rolls, the recipe for the icing must also come from the book. The yeast bread/roll dough may be prepared in a bread making machine; however prepared mixes are not permitted. If you make changes to the recipe, bring a copy of the recipe with your changes. Display exhibit on a disposable plate or pie tin and place in a zip-sealing plastic bag. **In addition to your food exhibit,** complete one of the six experiments: *Experiment with Flour* p. 33-34, *Experiment with Kneading* p. 35-36, *Experiment with Yeast (1)* p. 37-38 or *Experiment with Yeast (2)* p. 39, *Experiment with Butter* p. 62-63 or *Experiment with Cheese* p. 104-105. Bring a document with a printed picture of your experiment and the answers to the experiment questions to remain on display with your project.*

### 4-H Cooking 401 (SF 50203)

*Using the recipes included in the project manual, prepare an exhibit of ¼ of a 15" x 10" loaf of focaccia bread (do not include dipping oil); OR one baked pie shell – traditional, oil, or whole wheat (no graham cracker); OR ¼ Golden Sponge Cake, top side up, without frosting; OR ½ loaf French Bread. If you make changes to the recipe, bring a copy of the recipe with your changes. Display exhibit on a disposable plate and place in a zip-sealing plastic bag. **In addition to your food exhibit,** pick one of the recipes from Cooking 401 that is not a choice for exhibit. Make the recipe and take a picture of the results. Bring a document with a printed picture of the food you made from the recipe and the answers to the following two questions: 1.) If you made this recipe again, what would you do differently? 2.) What did you learn that can help you in other ways besides preparing food?*

## Food Science 1-4: (SF 50204)

Prepare a display, digital presentation, or poster on one of the food science experiments from the manual that you completed. Share 1) the food science question you investigated; 2) process used to conduct the experiment; 3) results and observations; 4) what you learned; and 5) how you have applied this information. You must furnish any equipment you need for the exhibit. Internet service is not provided. All exhibits must include something visual, such as a printed copy of a digital presentation. Electronic equipment will only be used during your judging time and will not remain on display during the exhibit period.

## Sports Nutrition (SF 50206)

Prepare a display, digital presentation, or poster on one of the activity chapters in the manual that you completed. The activity chapters are listed by page number in the table of contents. Your exhibit should include, at minimum, information on one physical fitness component and one food/recipe component from the activity chapter. The exhibit should include the project manual with the pages of the activity completed. You may also include live demonstration of physical activities. Do not bring food made using the recipes, but consider adding pictures of the completed recipes to your exhibit. You must furnish any equipment you need for the exhibit. Internet service is not provided. All exhibits must include something visual, such as a printed copy of a digital presentation. Electronic equipment will only be used during your judging time and will not remain on display during the exhibit period.

### Examples for Activity 1

Example A: Make a video of yourself practicing flexibility, strength and endurance physical fitness activities and making pasta salad with different vegetable, pasta and dressing ideas. Bring a screen shot and brief description of your video to leave on display.

Example B: Make a poster of pictures of flexibility, strength and endurance physical fitness activities and information on the results of making the spinach and mandarin orange salad. Include answers to the questions in the book.

## Food Preservation (SF 50208)

Prepare an exhibit using ONE of the following food preservation methods: canning; freezing; drying; pickles/relishes; jams, jellies and preserves **OR** a combination of these (see Preservation Combination option below), excluding Freezing. **No freezer jam exhibits will be allowed for Freezing; Jams, Jellies, and Preserves; or for the Preservation Combination options.**

- **Canning** – The exhibit should include two different canned foods in appropriate jars for the products. Food may be fruit, vegetable, or tomato product (i.e. salsa, juice, etc.).
- **Freezing** – Prepare a nutrition display that illustrates a freezing principle. There is NOT a food exhibit option for this preservation method.
- **Drying** – Exhibit two (2) different dried foods packed in plastic food storage bags. Choose from fruit, vegetable, fruit leather or meat jerky.
- **Pickles and Relishes** – Exhibit two pint jars of different recipes of pickles and/or relishes.
- **Jams, Jellies, and Preserves** – Exhibit half-pint jars of two different jams, jellies, and/or preserves.
- **Preservation Combination** – Exhibit two different preserved food products, excluding Freezing, in appropriate jars/packaging (drying). For example, exhibit 1 jar of tomatoes (Canning) and 1 half-pint of jelly (Jams, Jellies, and Preserves).

All preserved products should be prepared and processed according to the current USDA/Extension information. USDA information on preserving food, including recipes, can be found at: [www.homefoodpreservation.com](http://www.homefoodpreservation.com) or [web.extension.illinois.edu/foodpreservation/](http://web.extension.illinois.edu/foodpreservation/). Recipes must be processed in a water-bath or pressure canner.

**All food exhibits must be labeled with:** 1) The name of the food; 2) The date preserved; 3) Appropriate method(s) of food preservation (For canned projects: boiling water bath or pressure canner; For drying projects: Specify equipment used (food dehydrator, oven, etc.))

### Examples:

- Strawberry jam, boiling water bath. July 13, 2014.
- Green beans, pressure canner. July 13, 2014.
- Beef jerky, food dehydrator and oven. July 13, 2014.

**All food exhibits must be accompanied with the recipe(s)** – typed or written, with the source of the recipe(s) listed..  
**Required Recipes and Sources for Food Preservation Exhibits** – all food preservation recipes must be from an approved source. Those sources are:

- *PUT IT UP! Food Preservation for Youth* manuals
- U.S. Department of Agriculture (USDA)
- National Center for Home Food Preservation
- Ball/Kerr Canning (recipes after 1985)
- Mrs. Wages

**DO NOT BRING RECIPES FROM:** Magazine or newspaper clippings, Pinterest (unless it is from a source listed above), Grandma’s or a recipe from a family member or friend without a source, Cookbooks (excluding the Ball, Kerr and Put It Up! book).

**Canning Equipment Requirements:** All canned products must be canned in clear, standard jars in good condition (no chips or cracks). Jars must be sealed using two-piece canning lids (flat lid and band). Must use a new, unused flat lid. Bands must not be rusty or severely worn.

### **Foods Innovation Class (SF 50211)**

#### **Open to youth enrolled in any Foods project.**

Demonstrate the skills and knowledge you have gained through the project. The exhibit may include, but isn’t limited to, original recipes, results of experiments not in the foods project books, variations on recipes or experimenting with unique cooking or baking methods. Your work can be displayed by a food product, demonstrations, digital presentations, performances, or posters which you have made. Choose whatever method best shows what you’ve learned. Your exhibit should not fit in the other exhibit options for this project. You must furnish any equipment you need for your exhibit. Internet service will not be provided for the exhibit. All exhibits must include something visual, such as a printed copy of a digital presentation, which will remain on display during the exhibition. Electronic equipment will only be used during your personal judging time and will not remain on display during the entire exhibit period. If you bring a food product, the food will NOT be tasted.

### **Foods Nutrition Ready4Life Challenge (SF 50210)**

#### **Open to 11 to 18-year-olds enrolled in any Foods project**

Exhibits in this category must include the following: a) a physical representation of the career or business product such as a model, prototype or display/portfolio that includes images of accomplished work; b) verbal or written explanations that demonstrate knowledge of the related career or business fields, potential careers, and the appropriate requirements for achievement in those fields. The judging criteria for this class values thoroughness of career and/or business exploration and pursuit above the workmanship of the physical specimen on display.

### **Candy Making - Beginning Level (not eligible for state fair)**

Exhibit six (6) Chocolate Mousse Treats of uniform size from the Candy Making project manual using the recipe on page 17. \*\* Include a copy of the recipe with the following information: 1) any difficulties you had in making the candy; 2) describe an occasion the candy would be served. Bring treats in a cooler to preserve before being judged.

### **Candy Making - Advanced Level (not eligible for state fair)**

Exhibit three (3) 1” squares of Old Fashioned Chocolate Fudge from the Candy Making project manual. \*\* Include a copy of the recipe with the following information: 1) any difficulties you had in making the candy 2) describe an occasion the candy would be served.

## **Food Demonstration**

(not eligible for state fair)

Food demonstrations should be approximately 8-10 minutes in length; however there will not be a time penalty. The time limit will be taken into consideration at the judges’ discretion. Demonstrations may be done by an individual or team of two members. Refer to the [Illinois 4-H Foods Demonstration Guide](#) found on the Illinois 4-H web site under *Members: 4-H Projects: Healthy Living; Foods and Nutrition*.



Exhibitors are responsible for furnishing all equipment and supplies. The food demonstration must relate to the state-offered project area in which the member(s) is/are enrolled.

## FORESTRY

Each county may submit 1 entry total from 50212, 50213, 50214; and 1 entry from 50216.

### **Forests of Fun 1:** (SF 50212)

Exhibit any product or display illustrating an activity from the book. The exhibit may include, but isn't limited to, original works, objects, demonstrations, digital presentations, programs, websites, games, apps, performances, or posters which you have made. Choose whatever method best shows what you've learned. You must furnish any equipment you need for your exhibit. Internet service will not be provided for the exhibit. All exhibits must include something visual, such as a printed copy of a digital presentation, which will remain on display during the exhibition. Electronic equipment will only be used during your personal judging time and will not remain on display during the entire exhibit period.

### **Forests of Fun 2:** (SF 50213)

Exhibit any product or display illustrating an activity from the book. The exhibit may include, but isn't limited to, original works, objects, demonstrations, digital presentations, programs, websites, games, apps, performances, or posters which you have made. Choose whatever method best shows what you've learned. You must furnish any equipment you need for your exhibit. Internet service will not be provided for the exhibit. All exhibits must include something visual, such as a printed copy of a digital presentation, which will remain on display during the exhibition. Electronic equipment will only be used during your personal judging time and will not remain on display during the entire exhibit period.

### **Forests of Fun 3:** (SF 50214)

Exhibit any product or display illustrating an activity from the book. The exhibit may include, but isn't limited to, original works, objects, demonstrations, digital presentations, programs, websites, games, apps, performances, or posters which you have made. Choose whatever method best shows what you've learned. You must furnish any equipment you need for your exhibit. Internet service will not be provided for the exhibit. All exhibits must include something visual, such as a printed copy of a digital presentation, which will remain on display during the exhibition. Electronic equipment will only be used during your personal judging time and will not remain on display during the entire exhibit period.

### **Forestry Ready4Life Challenge:** (SF 50216) **(Open to 11- to 18-year-olds enrolled in any Forestry project)**

Exhibits in this category must include the following: a) a physical representation of the career or business product such as a model, prototype or display/portfolio that includes images of accomplished work; b) verbal or written explanations that demonstrate knowledge of the related career or business fields, potential careers, and the appropriate requirements for achievement in those fields. The judging criteria for this class values thoroughness of career and/or business exploration and pursuit above the workmanship of the physical specimen on display.

## GEOLOGY

Each county may submit 3 entries total from 50218, 50219, 50220, 50221, 50222; and 1 entry from 50224.

**Size and number of exhibit cases should relate appropriately to the number of specimens being displayed for a specified class.** Specimens are not limited to Illinois locations. All levels of Geology use the same manual, Geology-Introduction to the Study of the Earth.

### **Pebble Pups 1:** (SF 50218)

Display 8 to 19 rocks and mineral specimens with three minerals in the collections. Collection may include duplications that show variations. Label collection and note where found. **COUNTY RULES – NO purchased specimens for this level.**

### **Pebble Pups 2:** (SF 50219)

Display at least 20, but no more than 29, rocks and mineral specimens with seven minerals in the collections. Collection may include duplications that show variations. Label collection and note where found. **COUNTY RULES – If specimens are purchased, you MUST identify where it was purchased.**

**Rock Hounds 1: (SF 50220)**

Display at least 30, but no more than 40, rocks and mineral specimens with ten minerals in the collection. Rocks should include at least three igneous, two metamorphic, and three sedimentary groups. Label collection and note where found.

**COUNTY RULES – If specimens are purchased, you MUST identify where it was purchased.**

**Rock Hounds 2: (SF 50221)**

Display no more than 50 specimens that have been selected to illustrate a specific theme of the exhibitor's choosing. Be creative. Sample categories could include (but are not limited to): industrial minerals and their uses; a specific rock group and the variety that occurs in that group, including some minerals that occur in that environment; select fossils traced through the geologic ages; minerals and their crystal habits; rocks and minerals used in the lapidary arts.

**COUNTY RULES – If specimens are purchased, you MUST identify where it was purchased.**

**Geology Innovation Class (SF 50222)****Open to youth enrolled in Geology.**

Demonstrate the skills and knowledge you have gained through the Geology project. Exhibit may be the result of knowledge gained from project manuals; independent study about Illinois rock(s) and mineral(s), interaction with geology professionals; and/or individual exploration in the area of geology. The exhibit may include, but isn't limited to, original works, objects, demonstrations, digital presentations, programs, websites, games, apps, performances, or posters which you have made. Choose whatever method best shows what you've learned. Your exhibit should not fit in the other exhibit options for this project. You must furnish any equipment you need for your exhibit. Internet service will not be provided for the exhibit. All exhibits must include something visual, such as a printed copy of a digital presentation, which will remain on display during the exhibition. Electronic equipment will only be used during your personal judging time and will not remain on display during the entire exhibit period.

**Geology Ready4Life Challenge: (50224)****(Open to 11- to 18-year-olds enrolled in the Geology project)**

Exhibits in this category must include the following: a) a physical representation of the career or business product such as a model, prototype or display/portfolio that includes images of accomplished work; b) verbal or written explanations that demonstrate knowledge of the related career or business fields, potential careers, and the appropriate requirements for achievement in those fields. The judging criteria for this class values thoroughness of career and/or business exploration and pursuit above the workmanship of the physical specimen on display.

## HEALTH

Each county may submit 3 entries total from 50226, 50227, 50228, 50229; and 1 entry from 50231.

**Health 1: (SF 50226)**

Select four First Aid Skills and complete the activities for that section. Bring the project book and be prepared to discuss the completed sections. Exhibit a family first aid kit and be prepared to explain what each item is used for.

**Health 2: (SF 50227)**

Select four [Staying Healthy](#) skills and complete the activities for that section. Bring the project book and be prepared to discuss the completed sections. Exhibit a "smarts" project as explained in the project manual.

**Health 3: (SF 50228)**

Select four Keeping Fit Skills and complete the activities for that section. Bring the project book and be prepared to discuss the completed sections. Exhibit a poster or display on one of the Keeping Fit Skills.

**Health - Your Thoughts Matter – Navigating Mental Health (county project- not eligible for state fair)**

Prepare an exhibit that demonstrates the knowledge and understanding gained through completion of the Your Thoughts Matter Member Project Guide. Exhibit the following 1) a poster or display that highlights activities and knowledge gained as you completed any two of activities 1 – 9 included in the curriculum; AND 2) the item you created in Activity 10 - the flyer, website, video, or other promotional tool that points individuals to the resources you found. To exhibit in this project area, 4-H members must have been involved in a 4-H Your Thoughts Matter SPIN Club experience.

## Pharmacy (County Project – No State Fair Opportunity)

Prepare a poster display using one of the 3 pharmacy categories below:

### 1. Medication reminders

- Create/develop a type of reminder system (digital, paper, etc.) to help example patient remember to take their medications properly.
  - i. Questions to consider when creating system: patient preferences, cost, ease of use
- Give example medication schedules to use that increase in difficulty from beginning to advanced
- Patient templates:
  - i. Beginning – Young patient taking 1-2 medications/day
  - ii. Intermediate – middle aged person taking 3-4 medications/day
  - iii. Advanced – elderly person taking 5-10 medications/day

#### Websites to use as resources:

- <https://www.ahrq.gov/professionals/quality-patient-safety/quality-resources/tools/literacy-toolkit/healthlittoolkit2-tool16.html>
- <https://www.healthinaging.org/medications-older-adults/what-older-adults-can-do-manage-medications>
- [https://caregiver.com/articles/developing\\_medication\\_system/](https://caregiver.com/articles/developing_medication_system/)
- <https://healthblog.uofmhealth.org/wellness-prevention/8-easy-ways-to-remember-to-take-your-medication>
- [https://www.ncpanet.org/docs/default-source/default-document-library/adherence\\_aids.pdf?sfvrsn=e5aaa44\\_2](https://www.ncpanet.org/docs/default-source/default-document-library/adherence_aids.pdf?sfvrsn=e5aaa44_2)

### 2. Pharmacy processes

- Examples:
  - i. steps to fill a medication at a pharmacy
  - ii. how are medications manufactured
  - iii. how are medications discovered
  - iv. how does a medication get from the manufacturer to the consumer
  - v. how to properly dispose of medications
  - vi. What is the process to get FDA approval

#### Websites to use as resources:

- <https://www.ashp.org/Pharmacy-Practice/Policy-Positions-and-Guidelines/Draft-Guidance-Documents>
- <https://icpp.net/patient-care-process/>
- <https://www.fda.gov/drugs/ensuring-safe-use-medicine/safe-disposal-medicines>
- <https://www2.illinois.gov/epa/topics/waste-management/waste-disposal/medication-disposal/Pages/default.aspx>
- <https://www.fda.gov/drugs/development-approval-process-drugs>

### 3. Medication report

- Posters to include at least 3 topics listed below
- Possible topics:
  - i. Brand & generic name
  - ii. When was it discovered
  - iii. How it was discovered
  - iv. What does it look like

- v. How should it be stored
- vi. What is it used for
- vii. How much does it cost
- viii. Is it prescription only or over the counter
- ix. What is a “Black Box Warning”? Does this medication have one?

**Websites to use as resources:**

- <https://dailymed.nlm.nih.gov/dailymed/index.cfm>
- <https://medlineplus.gov/druginformation.html>
- <https://druginfo.nlm.nih.gov/drugportal/>
- <https://www.accessdata.fda.gov/scripts/cder/daf/index.cfm>
- <https://familywise.org/drug-price-look-up-tool>
- <https://www.goodrx.com/>
- <https://www.uspharmacist.com/article/understanding-drug-pricing>

**Health Innovation Class (SF 50229)**

**Open to youth enrolled in Health 1, 2 or 3.**

Demonstrate the skills and knowledge you have gained through the Health project. The exhibit may include, but isn’t limited to, original works, objects, demonstrations, digital presentations, programs, websites, games, apps, performances, or posters which you have made. Choose whatever method best shows what you’ve learned. Your exhibit should not fit in the other exhibit options for this project. You must furnish any equipment you need for your exhibit. Internet service will not be provided for the exhibit. All exhibits must include something visual, such as a printed copy of a digital presentation, which will remain on display during the exhibition. Electronic equipment will only be used during your personal judging time and will not remain on display during the entire exhibit period.

**Health Ready4Life Challenge: (SF 50231)**

**(Open to 11- to 18-year-olds enrolled in any Health project)**

Exhibits in this category must include the following: a) a physical representation of the career or business product such as a model, prototype or display/portfolio that includes images of accomplished work; b) verbal or written explanations that demonstrate knowledge of the related career or business fields, potential careers, and the appropriate requirements for achievement in those fields. The judging criteria for this class values thoroughness of career and/or business exploration and pursuit above the workmanship of the physical specimen on display.

## **HORTICULTURE: FLORICULTURE**

Each county may submit 3 entries total from 50192, 50193, 50194, 50195, 50196; and 1 entry from 50198.

**Floriculture A (SF 50192)**

Exhibit one of the following options:

- Create a flower arrangement; either a round arrangement or a bud vase. No silk flowers are permitted; **OR**
- Create a photo collage or a collection of pictures of flowers that you have raised. Label your flowers by name and tell if you started with a seed, cutting or transplants. Mount pictures on a poster board; **OR**
- Exhibit in one container, 3 stems of blooms - each with attached foliage. Foliage that would go inside the container may be removed. All three blooms or stems should be the same variety, color, shape and size and must have been grown from seed, young seedling plants, bulbs or rhizomes by the exhibitor. (NOTE: Exhibitors choosing lilies should include no more than 2/3 of foliage for their exhibit.)

**Floriculture B (SF 50193)**

Exhibit one of the following options:

- Display a mixed planter that may include herbs with foliage plants and/or flowering plants. The planter should include three or more kinds of plants. The container exhibit space must not exceed 18”x18”.
- Create an artistic display of dried flowers and/or herbs explaining how each was dried; **OR**
- Create a photo collage or collection of pictures of plants from your theme garden. Label your plants by name and explain how the plants were chosen to fit the theme.

**Floriculture C (SF 50194)**

Exhibit one of the following options:

- Create a terrarium. Selected plants should be started by the exhibitor from cuttings or seeds or as purchased plugs. The terrarium must be cared for by the exhibitor for at least 5 months. Exhibitor should be able to explain the different plant, soil, and environmental needs and watering requirements of a closed system; **OR**
- Exhibit a plant that you propagated from cuttings, layering or division or started from seed. Create a photo board showing the progression of growth. Tips for vegetative propagation of houseplants can be found at University of Illinois Extension houseplants, <http://urbanext.illinois.edu/houseplants/default.cfm>.

**Floriculture D (SF 50195)**

Exhibit one of the following options:

- Create a centerpiece around a theme such as a wedding, holiday, birthday, etc. No silk flowers are permitted; **OR**
- Create an exhibit of forced bulbs in a pot.

**Floriculture Display (SF 50196)****(Open to youth enrolled in Floriculture A, Floriculture B, Floriculture C, and Floriculture D)**

Present an exhibit of the member's choice that focuses on some aspect of floriculture which does not fit in the categories above. The exhibit may include, but isn't limited to, dish gardens, original works, objects, demonstrations, digital presentations, programs, websites, games, apps, performances, or posters which you have made. Choose whatever method best shows what you've learned. You must furnish any equipment you need for your exhibit. Internet service will not be provided for the exhibit. All exhibits must include something visual, such as a printed copy of a digital presentation, which will remain on display during the exhibition. Electronic equipment will only be used during your personal judging time and will not remain on display during the entire exhibit period.

- **Fairy Garden (SF 50196)** (eligible for state fair under Floriculture Display class)  
Exhibit a fairy garden that is no larger than 15" wide x 15" high. Plastic, clay or moss (lined) pots can be used. Fairy Garden must be "living" and contain a variety of ground covers and/or succulents using a variety of colors. Fairy accessories (moss, house, figurines, furniture, toadstools, etc.) can be themed, but does not have to be. The garden should contain an appropriate amount of plants and accessories for the size and shape of the pot/container.

**Green Foliage House Plant** (county project - not eligible for state fair)

Exhibit a green foliage plant that was raised by the exhibitor from seed, cutting or tuber. Attach a 3" x 5" index card to the side of the container including the botanical and common names of the plant, how it was started and where the plant is located in your home. Only one (1) variety of a plant per container/class is allowed.

**Flowering House Plants** (county project - not eligible for state fair)

Exhibit a flowering plant that was raised by the exhibitor from seed, cutting or tuber. If the plant is not flowering at the time of the show, exhibitor may include a picture of the flowering plant. Attach a 3" x 5" index card to the side of the container including the botanical and common names of the plant, how it was started and where the plant is located in your home. Only one (1) variety of a plant per container/per class is allowed.

**Outdoor Hanging Basket** (county project - not eligible for state fair)

Exhibit a deck or patio hanging basket grown outdoors. Plant should be in appropriate container for size of plant. Attach a 3" x 5" index card to the side of the container including the botanical and common names of the plant, how it was started and where the plant is located in your home. Only one (1) variety of a plant per container/per class is allowed.

**Floriculture Ready4Life Challenge:** (SF 50198)

**(Open to 11- to 18-year-olds enrolled in any Floriculture project)**

Exhibits in this category must include the following: a) a physical representation of the career or business product such as a model, prototype or display/portfolio that includes images of accomplished work; b) verbal or written explanations that demonstrate knowledge of the related career or business fields, potential careers, and the appropriate requirements for achievement in those fields. The judging criteria for this class values thoroughness of career and/or business exploration and pursuit above the workmanship of the physical specimen on display.

## **HORTICULTURE: VEGETABLE GARDENING**

Each county may submit 3 entries total for 50313, 50314, 50315, 50316; and 1 entry for 50318.

All exhibits must have been grown by the exhibitor as part of their current gardening 4-H project. Exhibitors should be knowledgeable about various aspects of the produce, including but not limited to different varieties, soil testing, fertilizers used, etc. Exhibits should be prepared according to the Illinois Vegetable Garden Guide website: <http://web.extension.illinois.edu/vegguide/>. Waxes and oils may not be used on vegetables or fruits. Any plant infested with insects will be removed from the exhibit area and will not be eligible for champion awards.

**Herb Display** (SF 50313)

**(Open to youth in Vegetable Gardening A, Vegetable Gardening B, Vegetable Gardening C, and Vegetable Gardening D)**

Herbs should be grown in pots (8" maximum diameter). Categories: Mint, Oregano, Rosemary, Sage, Thyme, and all other herbs. Herbs should be labeled with common and Latin names. Herbs should be in your care for a minimum of three months for state fair exhibits. Remove dead leaves from plants and check that the soil is clear of debris such as dead leaves. In addition to class Champions, Herb Category Grand and Reserve Grand Champions may be selected. When exhibiting herb plants, be sure to grow the plants in the container to be displayed to avoid transplant shock. Exhibits will be evaluated based on cleanliness, uniformity, condition, quality, and trueness to variety. Additional herb resources are located on the project resources section of the Illinois 4-H website.

**Vegetable Display:** (SF 50314)

**(Open to youth in Vegetable Gardening A, Vegetable Gardening B, Vegetable Gardening C, and Vegetable Gardening D)**

1. This class is allowed a 2'6" x 2'6" space for display.
2. Display must include 6 and not more than 12 different kinds of vegetables. There may not be more than 2 different varieties of any vegetable. For example, red and white potatoes would be classified as two different varieties. Acorn squash and zucchini would be classified as two different vegetables.
3. The number and type of vegetables used must conform to the Vegetable Plate/Basket List.
4. Exhibitors must provide the name and variety of all vegetables used (i.e. Cabbage – Golden Acre; Cucumber, slicing – Straight Eight; Tomatoes, slicing – Rocky Top; Snap Beans – Contender, etc.).

**Vegetable Plate:** (SF 50315)

**(Open to youth in Vegetable Gardening A, Vegetable Gardening B, Vegetable Gardening C, and Vegetable Gardening D)**

1. Exhibit must include 2 single vegetable plates. (Exhibitor will furnish the disposable plates.)
2. Number of vegetables on plates must conform to plate list below.
3. Only one variety on each plate.
4. An exhibitor cannot show two plates of the same type vegetable. (i.e.: Cannot exhibit red *and* white potatoes or zucchini *and* straightneck summer squash.)

## VEGETABLE PLATE/DISPLAY LIST

When selecting vegetables for exhibition, keep in mind that the judge will evaluate them on the basis of cleanliness, uniformity, condition, quality, and trueness to variety. *(Lists are provided by UI Extension Horticulturists; Items are listed according to the correct definition of vegetables)*

Asparagus (5 spears)	Parsnips (5)
Beans, Lima (12 pods)	Peas, (12 pods)
Beets (5)	Peppers, large fruited (bell/banana) (5)
Broccoli (1 head)	Peppers, small fruited (chili/cherry) (12)
Brussels sprouts (12 sprouts)	Popcorn (5)
Cabbage (1 head)	Potatoes (any variety) (5)
Cauliflower (1 head)	Pumpkin (1)
Carrots (5)	Rhubarb, trimmed stalks (3)
Cucumber, pickling or slicing (5)	Rutabaga (5)
Eggplant (1)	Salsify (5)
Garlic (5)	Squash, summer (any variety) (3)
Kohlrabi (5)	Sweet Corn, in husks (5)
Lettuce (1 head or plant)	Tomatoes, slicing (5)
Muskmelon incl. cantaloupe (1)	Tomatoes, small fruited (12)
Okra (12)	Turnip (5)
Onions, large, dry (5)	Watermelon (1)
Onions, green or set (12)	
Squash, winter (Acorn, butternut, buttercup, spaghetti, Hubbard, Turks's Turban) (1)	
Beans, Snap, Green Pod or Golden Wax (12 pods)	
Greens (collard, endive, escarole, kale, mustard, spinach, Swiss chard) (1 plant)	
Horseradish Root (1 marketable root specimen harvested this year)	

### **Vegetable Gardening Display:** (SF 50316)

#### **(Open to youth in Vegetable Gardening A, Vegetable Gardening B, Vegetable Gardening C, Vegetable Gardening D)**

Present an exhibit of the member's choice that focuses on some aspect of vegetable gardening which does not fit in the categories above. The exhibit may include, but isn't limited to, original works, objects, demonstrations, digital presentations, programs, websites, games, apps, performances, or posters which you have made. Choose whatever method best shows what you've learned. You must furnish any equipment you need for your exhibit. Internet service will not be provided for the exhibit. All exhibits must include something visual, such as a printed copy of a digital presentation, which will remain on display during the exhibition. Electronic equipment will only be used during your personal judging time and will not remain on display during the entire exhibit period.

### **Vegetable Gardening Ready4Life Challenge:** (SF 50318)

#### **(Open to 11- to 18-year-olds enrolled in any Vegetable Gardening project)**

Exhibits in this category must include the following: a) a physical representation of the career or business product such as a model, prototype or display/portfolio that includes images of accomplished work; b) verbal or written explanations that demonstrate knowledge of the related career or business fields, potential careers, and the appropriate requirements for achievement in those fields. The judging criteria for this class values thoroughness of career and/or business exploration and pursuit above the workmanship of the physical specimen on display.

## INTERCULTURAL

Each county may submit 1 individual entry from 50233, 1 individual entry from 50234, 1 individual entry from 50236, 1 club entry from 50235. Due to space restrictions, exhibits are limited to 2'6" wide and 15" deep.

### **Passport to the World, Individual:** (SF 50233)

Prepare a display illustrating what you have learned about a country's or U.S. region's geography, economy, agriculture, people, language, housing, culture, music, crafts, clothing, holidays or other aspect. Exhibit should be educational in nature and should not promote one's beliefs over another person's beliefs. The exhibit may include, but isn't limited to, original works, objects, demonstrations, digital presentations, programs, websites, games, apps, performances, or posters which you have made. Choose whatever method best shows what you've learned. You must furnish any equipment you need for your exhibit. Internet service will not be provided for the exhibit. All exhibits must include

something visual, such as a printed copy of a digital presentation, which will remain on display during the exhibition. Electronic equipment will only be used during your personal judging time and will not remain on display during the entire exhibit period. Include the project manual with completed sections that pertain to the exhibit information. Due to space restrictions, exhibits are limited to 2' 6" wide and 15" deep.

**Diversity & Cultural Awareness:** (SF 50234)

Create a display or binder portfolio that illustrates the results of a minimum of three (3) completed activities from the project book. Due to space restrictions, exhibits are limited to 2'6" wide and 15" deep.

**Intercultural Ready4Life Challenge:** (SF 50236)

**(Open to 11- to 18-year-olds enrolled in any Intercultural project)**

Exhibits in this category must include the following: a) a physical representation of the career or business product such as a model, prototype or display/portfolio that includes images of accomplished work; b) verbal or written explanations that demonstrate knowledge of the related career or business fields, potential careers, and the appropriate requirements for achievement in those fields. The judging criteria for this class values thoroughness of career and/or business exploration and pursuit above the workmanship of the physical specimen on display.

**Intercultural, Club, Includes *Passport to the World, Diversity & Cultural Awareness, and Latino Cultural Arts Projects:*** (SF 50235)

Exhibit a display illustrating the steps that the club has completed on the project selected for the year. Include a written outline or report of accomplishments and future goals. The exhibit may include, but isn't limited to, original works, objects, demonstrations, digital presentations, programs, websites, games, apps, performances, or posters which you have made. Choose whatever method best shows what the club members have learned. You must furnish any equipment you need for your exhibit. Internet service will not be provided for the exhibit. All exhibits must include something visual, such as a printed copy of a digital presentation, which will remain on display during the exhibition. Electronic equipment will only be used during your personal judging time and will not remain on display during the entire exhibit period. The display must be accompanied by 3 or more club exhibitors at the time of the judge's critique. Club members should make a 5- to 10-minute presentation to the judge. All club members present for the judge's critique should be able to discuss the project and answer questions. Only club members present for judging who participate in the actual critique and presentation are eligible for ribbons and premiums. Due to space restrictions, exhibits are limited to 2' 6" wide and 15" deep.

## INTERIOR DESIGN

Each county may submit 2 entries total from 50242, 50243, 50244, 50245; and 1 entry from 50247.

**Design Decisions, Beginning:** (SF 50242)

Any exhibit must have been created or redesigned by the exhibitor as part of their current Interior Design 4-H project. Exhibitors should be knowledgeable about various aspects of the project. Exhibits could include items such as, but not limited to, comparison studies of different products or techniques; made accessories, wall-hangings, window coverings, or furniture items; refinished or redesigned furniture; or a plan to solve some type of interior design problem. Exhibit should be appropriate to the exhibitor's age, skills and ability in this project.

**Design Decisions, Intermediate:** (SF 50243)

Any exhibit must have been created or redesigned by the exhibitor as part of their current Interior Design 4-H project. Exhibitors should be knowledgeable about various aspects of the project. Exhibits could include items such as, but not limited to, comparison studies of different products or techniques; made accessories, wall-hangings, window coverings, or furniture items; refinished or redesigned furniture; or a plan to solve some type of interior design problem. Exhibit should be appropriate to the exhibitor's age, skills and ability in this project.

**Design Decisions, Advanced:** (SF 50244)

Any exhibit must have been created or redesigned by the exhibitor as part of their current Interior Design 4-H project. Exhibitors should be knowledgeable about various aspects of the project. Exhibits could include items such as, but not limited to, comparison studies of different products or techniques; made accessories, wall-hangings, window coverings, or furniture items; refinished or redesigned furniture; or a plan to solve some type of interior design problem. Exhibit should be appropriate to the exhibitor's age, skills and ability in this project.



### **Interior Design Innovation Class (SF 50245)**

#### **Open to enrolled in Interior Design.**

Demonstrate the skills and knowledge you have gained through the Interior Design project. The exhibit may include, but isn't limited to, original works, objects, demonstrations, digital presentations, programs, websites, games, apps, performances, or posters which you have made. Choose whatever method best shows what you've learned. Your exhibit should not fit in the other exhibit options for this project. You must furnish any equipment you need for your exhibit. Internet service will not be provided for the exhibit. All exhibits must include something visual, such as a printed copy of a digital presentation, which will remain on display during the exhibition. Electronic equipment will only be used during your personal judging time and will not remain on display during the entire exhibit period.

### **Interior Design Ready4Life Challenge: (SF 50247)**

#### **(Open to 11- to 18-year-olds enrolled in the Interior Design project)**

Exhibits in this category must include the following: a) a physical representation of the career or business product such as a model, prototype or display/portfolio that includes images of accomplished work; b) verbal or written explanations that demonstrate knowledge of the related career or business fields, potential careers, and the appropriate requirements for achievement in those fields. The judging criteria for this class values thoroughness of career and/or business exploration and pursuit above the workmanship of the physical specimen on display.

## **LEADERSHIP**

Each county may submit 3 entries total from 50249, 50250, 50251, 50252; 2 entries from 50254; 1 entry from 50255.

### **Leadership 1: (SF 50249)**

Create a binder portfolio with a minimum of four (4) completed activities each year from the areas noted below. Build upon your previous year's work. Photocopies or original pages of the completed activities from the book should be included in the portfolio.

**First Year** – One activity from each of the following sections: Understanding Self; Communication; and Getting Along with Others, plus one of exhibitor's choice from the manual.

**Second Year** – One activity from each of the following sections: Getting Along with Others; Learning to Learn; and Making Decisions, plus one of exhibitor's choice from the manual.

**Third Year** – One activity from each of the following sections: Making Decisions; Managing; and Working with Groups, plus one of exhibitor's choice from the manual.

### **Leadership 2: (SF 50250)**

Building upon your previous work, continue adding to your binder portfolio with a minimum of four (4) completed activities each year from the areas noted below. Photocopies or original pages of the completed activities from the book should be included in the portfolio.

**First Year** – One activity from each of the following sections: Understanding Self; Communication; and Getting Along with Others, plus one of exhibitor's choice from the manual.

**Second Year** – One activity from each of the following sections: Getting Along with Others; Learning to Learn; and Making Decisions, plus one of exhibitor's choice from the manual.

**Third Year** – One activity from each of the following sections: Making Decisions; Managing; and Working with Groups, plus one of exhibitor's choice from the manual.

### **Leadership 3: (SF 50251)**

Building upon your previous work, continue adding to your binder portfolio with a minimum of four (4) completed activities each year from the areas noted below. Photocopies or original pages of the completed activities from the book should be included in the portfolio.

**First Year** – One activity from each of the following sections: Understanding Self; Communication; and Getting Along with Others, plus one of exhibitor's choice from the manual.

**Second Year** – One activity from each of the following sections: Getting Along with Others; Learning to Learn; and Making Decisions, plus one of exhibitor's choice from the manual.

**Third Year** – One activity from each of the following sections: Making Decisions; Managing; and Working with Groups, plus one of exhibitor's choice from the manual.

### **Leadership Innovation Class (SF 50252)**

#### **Open to youth enrolled in Leadership 1, 2, or 3.**

Demonstrate the skills and knowledge you have gained through the Leadership project. **Your exhibit should not fit in the other exhibit options for this project.** The exhibit may include, but isn't limited to, original works, objects, demonstrations, digital presentations, programs, websites, games, apps, performances, or posters which you have made. Choose whatever method best shows what you've learned. Your exhibit should not fit in the other exhibit options for this project. You must furnish any equipment you need for your exhibit. Internet service will not be provided for the exhibit. All exhibits must include something visual, such as a printed copy of a digital presentation, which will remain on display during the exhibition. Electronic equipment will only be used during your personal judging time and will not remain on display during the entire exhibit period.

### **Leadership Ready4Life Challenge: (SF 50255) (Open to 11- to 18-year-olds enrolled in any Leadership project)**

Exhibits in this category must include the following: a) a physical representation of the career or business product such as a model, prototype or display/portfolio that includes images of accomplished work; b) verbal or written explanations that demonstrate knowledge of the related career or business fields, potential careers, and the appropriate requirements for achievement in those fields. The judging criteria for this class values thoroughness of career and/or business exploration and pursuit above the workmanship of the physical specimen on display.

### **Leadership Group Exhibit (SF 50254)**

#### **Open to clubs and groups whose members are enrolled in any Leadership project**

Exhibit a display illustrating how your group has used the Teens As Leaders model effectively in your club, community, school, or state. Leadership activities might include planning, advising, promoting, mentoring, teaching or advocating for change. The exhibit may include, but isn't limited to, original works, objects, demonstrations, digital presentations, programs, websites, games, apps, performances, or posters which you have made. Choose whatever method best shows what you've learned. You must furnish any equipment you need for your exhibit. Internet service will not be provided for the exhibit. All exhibits must include something visual, such as a printed copy of a digital presentation, which will remain on display during the exhibition. Electronic equipment will only be used during your personal judging time and will not remain on display during the entire exhibit period. The display must be accompanied by 3 or more 4-H members at the time of the judge's critique. Club members should make a 5- to 10-minute presentation to the judge. All club members present for the judge's critique should be able to discuss the project and answer questions. Only club members present for judging who participate in the actual critique and presentation are eligible for ribbons and premiums. Due to space limitations, exhibits are limited to 2'6" wide and 15" deep.

## **MAKER**

Each county may submit 3 entries total from 50400.

Exhibits in this category are designed to be multi-disciplinary in nature, innovative, and must not fit into any other exhibit category. To qualify for this category, your project **MUST** abide by the following guidelines:

- Exhibitors must complete the DIY Make & Build Curriculum, and answer all the questions at the end of each lesson. You must display (or upload if virtual) your answers to these questions, as well as your Maker Log from the DIY Make and Build curriculum.
- Exhibits must be an object or device that has an intended purpose and uses technology in either a mechanical way, digital (computer) way, or combination of the two. Your device or object **cannot** be one of the included activities in the DIY Make and Build Curriculum.
- The device must be something that can be used in everyday life by multiple people (a target audience), and **MUST** be manufactured/built by the exhibitor (If not fully manufactured by the exhibitor, the device **MUST** be modified structurally or be reprogrammed to perform a different function other than what it was designed to do).
- Exhibits **MUST** be able to interact with the outside world. (e.g. an on off switch, input sensors, feedback, etc.)
- Exhibits **MUST** include a detailed build log with instructions on how to make or build the exhibit, **AND** contain either a 3D rendering or detailed and labeled sketches of the device/product.
- All parts and software used in the design/build **MUST** be listed in a detailed Bill of Materials including cost per item and total cost. Total time spent on the build must be documented in your build log.

In addition, exhibitors are **HIGHLY** encouraged to use tools such as 3-D printers, laser cutters, routers and/or other hand/power tools to help in the manufacturing process (**NOTE: Simply 3-D printing or laser cutting an object without**

**the other specifications does not qualify as a Maker Project).** It is also HIGHLY encouraged that exhibits use Open Source software and/or hardware in the build.

**3-D PRINTING & DESIGN:** Choose one of the following classes based on your interest and skill level.

**3-D Design Beginner** (not eligible for State Fair)

No 3-D Printer or 3-D printed object is required for this exhibit. Exhibit a simple 3-D rendered design using Computer Aided Design (CAD) Software such as Tinker CAD or Inventor. The design must be an object that performs a specific task, and may not be based on already existing 3-D models. It must be able to be 3-D printed. Any CAD software can be used, but files must be in .STL format. Bring your design on a Jump Drive to be viewed for judging. Exhibits in this class may not have multiple parts, doors, hinges, or any sort of mechanics.

Exhibitors are expected to use the engineering design process to complete their designs. This process is important to the outcomes and exhibitors must keep a log outlining the step-by-step notes, sketches, and documentation from throughout the design process. The logbook should define the problem that is being solved/use of the object and describe in detail each step of the Engineering Design Process taken during the creation of the invention.

**3-D Design Advanced** (not eligible for State Fair)

Exhibitors are expected to go above and beyond those expectations set in 3-D design beginner. No 3-D Printer or 3-D printed object is required for this exhibit. Exhibit a complex 3-D rendered design using Computer Aided Design (CAD) Software such as Tinker CAD or Inventor. The design must be an object that performs a specific task, and may not be based on already existing 3-D models. It must be able to be 3-D printed. Any CAD software can be used, but files must be in .STL format. Bring your design on a Jump Drive to be viewed for judging. Exhibits in this class **MUST** not have multiple parts, doors, hinges or some sort of mechanistic feature to accomplish a specific task.

Exhibitors are expected to use the engineering design process to complete their designs. This process is important to the outcomes and exhibitors must keep a log outlining the step-by-step notes, sketches, and documentation from throughout the design process. The logbook should define the problem that is being solved/use of the object and describe in detail each step of the Engineering Design Process taken during the creation of the invention.

**3-D Printing Beginner** (not eligible for State Fair)

Exhibit a simple 3-D printed object designed using Computer Aided Design (CAD) Software such as Tinker CAD or Inventor. The 3-D printed object must perform a specific task, and may not be based on already existing 3-D models. It must be 3-D printed using **ONLY A COMMERCIALY AVAILABLE HOME/DESKTOP 3-D PRINTER**. In addition, original design files must accompany each exhibit. These files must be in .STL format. Bring your design on a jump drive to be viewed for judging. Exhibits in this class may not have multiple parts, doors, hinges or any sort of mechanics.

Exhibitors are expected to use the engineering design process to complete their designs. This process is important to the outcomes and exhibitors must keep a log outlining the step-by-step notes, sketches, and documentation from throughout the design and print process. The logbook should define the problem that is being solved/use of the object and describe in detail each step of the Engineering Design Process taken during the creation of the invention.

**3-D Printing Advanced** (not eligible for State Fair)

Exhibitors are expected to go above and beyond those expectations set in 3-D Printing beginner. Exhibit a Complex 3-D printed object designed using Computer Aided Design (CAD) software such as Tinker CAD or Inventor. The 3-D print must be an object that performs a specific task, and may not be based on already existing 3-D models. Exhibits in this class **MUST** have multiple parts, doors, hinges or some sort of mechanical feature. It must be 3-D printed using **ONLY A COMMERCIALY AVAILABLE HOME/DESKTOP 3-D PRINTER**. In addition, original design files must accompany each exhibit. These files must be in .STL format. Bring your design on a Jump Drive to be viewed for judging.

Exhibitors are expected to use the engineering design process to complete their designs. This process is important to the outcomes and exhibitors must keep a log outlining the step-by-step notes, sketches, and documentation from throughout the design and print process. The logbook should define the problem that is being solved/use of the object and describe in detail each step of the Engineering Design Process taken during the creation of the invention.

## NATURE: NATURAL RESOURCES AND OUTDOOR ADVENTURES

Each county may submit 3 entries from 50256, 50257, 50258, 50259; 1 entry from 50267.

Electricity and water are NOT available for these displays. **NO live animals or reptiles are permitted in these exhibits.**

### **Natural Resources 1** (SF 50256)

Exhibit any item developed from the project book, *Step Into Nature*.

### **Natural Resources 2** (SF 50257)

Exhibit any item developed from the project book, *Explore the Natural World*.

### **Natural Resources 3** (SF 50258)

Exhibit any item developed from the project book, *Blaze the Trail*.

### **Outdoor Adventures 1:** (SF 50259)

Exhibit a display illustrating an activity completed from the project manual.

### **Outdoor Adventures 2** (SF 50259)

Exhibit a display illustrating an activity completed from the project manual.

### **Outdoor Adventures 3** (SF 50259)

Exhibit a display illustrating an activity completed from the project manual.

### **Natural Resources Ready4Life Challenge** (SF 50267)

#### **Open to 11- to 18-year-olds enrolled in any Natural Resources and Outdoor Adventures project.**

Exhibits in this category must include the following: a) a physical representation of the career or business product such as a model, prototype or display/portfolio that includes images of accomplished work; b) verbal or written explanations that demonstrate knowledge of the related career or business fields, potential careers, and the appropriate requirements for achievement in those fields. The judging criteria for this class values thoroughness of career and/or business exploration and pursuit above the workmanship of the physical specimen on display.

## NATURE: FISHING AND WILDLIFE

Each county may submit 3 entries total from 50260, 50261, 50262, 50266, 50263, 50265; and 1 entry from 50291.

### **Sportsfishing 1** (SF 50260)

Exhibit a product or display made to complete an activity in the *Take the Bait* project manual. This could include, but is not limited to, displays on: different types of fishing tackle, identifying different baits and their uses (no actual bait, please) or identifying the anatomy of a fish. For safety reasons, lures must be placed in a plastic case.

### **Sportsfishing 2** (SF 50261)

Exhibit a product or display made to complete an activity in the *Reel in the Fun* project manual. This could include, but is not limited to, displays on: different types of knots or rigs and their use; a collection of fishing lures, labeled with their use; or information on preparing and cooking fish (not recipes). For safety reasons, lures must be placed in a plastic case.

### **Sportsfishing 3** (SF 50262)

Exhibit a product or display made to complete an activity in the *Cast into the Future* project manual. This could include, but is not limited to, displays on: making artificial flies and lures; researching effects of water temperature; sportsfishing careers; or identifying insects that fish eat. For safety reasons, lures must be placed in a plastic case.

### **Wildlife 1** (SF 50266)

Exhibit any activity developed from the project manual. Be able to explain the importance of and concept behind the exhibit.

**Wildlife 2 (SF 50263)**

Exhibit any activity developed from the project manual. (Ex. Create a display of the life history of an animal.) Within the exhibit, explain the importance of and concept behind the exhibit.

**Wildlife 3 (SF 50265)**

Exhibit any activity developed from the project manual. Be able to explain the importance of and concept behind the exhibit.

**Fishing & Wildlife Ready4Life Challenge (SF 50291)****Open to 11- to 18-year-olds enrolled in any Fishing or Wildlife project.**

Exhibits in this category must include the following: a) a physical representation of the career or business product such as a model, prototype or display/portfolio that includes images of accomplished work; b) verbal or written explanations that demonstrate knowledge of the related career or business fields, potential careers, and the appropriate requirements for achievement in those fields. The judging criteria for this class values thoroughness of career and/or business exploration and pursuit above the workmanship of the physical specimen on display.

**Exploring Your Environment 1: (not eligible for state fair)**

Prepare a display or poster that illustrates an activity from the project manual. The display should demonstrate an understanding of natural and/or manmade environments, how humans affect the environment, or how the environment affects our lives. Include your project manual that documents activity recordkeeping, your answers to activity questions, and details the exhibitor's thoughts and ideas.

**Exploring Your Environment 2: (not eligible for state fair)**

Prepare a display or poster that illustrates an activity from the project manual. The display should demonstrate an understanding of one of the following: stewardship of natural resources, investigating greenhouse effects on living organisms, methods of reducing or managing waste in your home or community, or calculating your ecological footprint. Include your project manual that documents activity recordkeeping, your answers to activity questions, and details the exhibitor's thoughts and ideas.

## PERSONAL DEVELOPMENT (Read-A-Book)

*(COUNTY PROJECT – NO STATE FAIR OPPORTUNITY – NOT ELIGIBLE FOR PREMIUMS)*

All displays must be identified with name, club and class name on the BACK. Any reports or attachments must be fully contained within the given display dimensions. See General Rule # 10 for size requirements. Title and author must be included on posters.

**Adventures in Reading (Unit I)**

Illustrate on a poster or display board the main idea of a book you have read (You may use drawings, news clippings, pictures, etc.). Displays will be judged on neatness and originality.

**Exploration in Reading (Unit II)**

Mount on poster or display board. Prepare a bibliography of material related to a subject of interest to you utilizing a variety of references, such as (list subject researched):

1. Encyclopedia (general or special)
2. Periodical reference
3. Readers Guide
4. Card catalog (titles of specific books)

**Reading For Discussion or Story Telling (Unit III)**

Exhibit a complete lesson plan for a story hour showing stories and activities, mounted on poster or display board.

# PHOTOGRAPHY

Each county may submit 3 entries total from 50268, 50269, 50270, 50271, 50272; and 1 entry from 50274.

ALL photos in exhibits must have been taken by the exhibitor. Photo/Model releases from individuals pictured in the exhibitor's photographs are required unless the photograph is of a group in a public place where identification would not be an issue. The release can be obtained at: <https://4h.extension.illinois.edu/members/projects/photography>. Photos may be taken with a camera, an electronic tablet (i.e. iPad), or a cell phone.

**ALL** photos must be accompanied by details of the camera settings that include:

- a) Camera/device used
- b) Aperture (F-stop)
- c) Exposure time (shutter speed)
- d) ISO (film/sensor sensitivity)
- e) Lighting used (flash, artificial, sunlight, other)
- f) Lens Filters (Ultra-Violet, Polarizing, etc) if used.



Additional details required for Photo Editing ONLY:

- g) Photo editing software/application used (required for ALL edits and retouches except for cropping)
- h) Filters used (lens filters and or digital/software filters)

Members are allowed to shoot on a camera's automatic setting, but should be able to find the metadata information on the photo to discuss the information above.

The exhibition size requirements for all photographs will be:

Minimum image size: 5" x 7"

Maximum image size: 8" x 10"

Maximum exhibit size (including frame): 18" x 20"

All exhibitors must include unframed (taped to the back of the framed exhibit or attached to the project booklet) **original or un-edited** versions of either the same subject or the examples of the same technique that the framed image represents. This will assist the judge in understanding the choices made by the photographer to build the exhibited composition.

**NOTE:** Images taken with devices that apply an automatic filter will not be eligible for award.

## FOR COUNTY JUDGING – Please make sure framed photos are wired for hanging.

### Photography 1 (SF 50268)

Exhibit one framed photo which demonstrates your understanding of a technique you learned from your Photography 1 project manual. No photo editing is allowed in this class except cropping and red eye removal. Be prepared to show the page in the manual of the technique you are demonstrating.

### Photography 2 (SF 50269)

Exhibit one of the options listed below:

- Exhibit one framed 8" x 10" close-up photograph using the skills learned on page 62-63 (section: Bits and Pieces) of the project manual titled *Controlling the Image*. No photo editing is allowed in this class except cropping and red eye removal; **OR**
- Exhibit one framed 8" x 10" photo which demonstrate your understanding of a technique you learned from your Photography 2 project manual. No photo editing is allowed in this class except cropping and red eye removal. Be prepared to show the page in the manual of the technique you are demonstrating.

### Photography 3 (SF 50270)

Exhibit one of the options listed below:

- Exhibit one framed 8" x 10" still-life photo that demonstrates good composition, including color, form, texture, lighting and depth of field. No photo editing is allowed in this class except cropping and red eye removal; **OR**

- Exhibit one framed 8" x 10" photo which demonstrates your understanding of a technique you learned from your Photography 3 project manual. No photo editing is allowed in this class except cropping and red eye removal. Be prepared to show the page in the manual of the technique you are demonstrating.

#### **Photo Editing (SF 50271)**

##### **Open to members in Photography 1, Photography 2, and Photography 3.**

Exhibit one framed 8" x 10" photo that has been altered using digital photo-editing techniques (beyond cropping and red-eye reduction). Include a print of the original photo(s), taped to the back of the photo frame. Photos in which an automatic filter was applied at the time the photograph was taken will not be eligible for award.

#### **Photography Innovation Class: (SF 50272)**

##### **Open to youth enrolled in Photography 1, 2, and 3.**

Demonstrate the skills and knowledge you have gained through the Photography project. **Your exhibit should not fit in the other exhibit options for this project.** The exhibit may include, but isn't limited to, original works, objects, demonstrations, digital presentations, programs, websites, games, apps, performances, or posters which you have made. Choose whatever method best shows what you've learned. You must furnish any equipment you need for your exhibit. Internet service will not be provided for the exhibit. Electronic equipment will only be used during your personal judging time and will not remain on display during the entire exhibit period. All exhibits must include one framed photo illustrative of the work you are presenting.

#### **Photography Ready4Life Challenge (SF 50274)**

##### **Open to 11- to 18-year-olds enrolled in any Photography project**

Exhibits in this category must include the following: a) a physical representation of the career or business product such as a model, prototype or display/portfolio that includes images of accomplished work; b) verbal or written explanations that demonstrate knowledge of the related career or business fields, potential careers, and the appropriate requirements for achievement in those fields. The judging criteria for this class values thoroughness of career and/or business exploration and pursuit above the workmanship of the physical specimen on display.

## **PLANTS & SOILS** (not eligible for state fair)

#### **Plants & Soils 1** (not eligible for state fair)

Prepare a display or poster that illustrates an activity from the project manual. The display should demonstrate an understanding of environmental and internal factors that affect plant growth and the function and characteristics of soil. Include your project journal that documents activity recordkeeping requirements, answers activity questions, and details personal thoughts and ideas.

#### **Plants & Soils 2:** (not eligible for state fair)

Prepare a display or poster that illustrates an activity from the project manual. The display should demonstrate an understanding of the composition of plants, the functions of individual plant parts, plant life cycles, and the many ways plants reproduce. Include your project journal that documents activity recordkeeping, answers activity questions, and details personal thoughts and ideas.

#### **Plants & Soils 3** (not eligible for state fair)

Prepare a display or poster that illustrates an activity from the project manual. The display should demonstrate an understanding of the relationship between soil and other cycles found in nature. Displays should also provide an example of a leadership or service-learning experience focused on environmental stewardship. Include your project journal that documents activity recordkeeping requirements, answers activity questions, and details personal thoughts and ideas.

#### **Plants & Soils Ready4Life Challenge:** (not eligible for state fair)

##### **(Open to 11- to 18-year-olds enrolled in any Plants & Soils project)**

Exhibits in this category must include the following: a) a physical representation of the career or business product such as a model, prototype or display/portfolio that includes images of accomplished work; b) verbal or written explanations that demonstrate knowledge of the related career or business fields, potential careers, and the appropriate requirements for achievement in those fields. The judging criteria for this class values thoroughness of career and/or business exploration and pursuit above the workmanship of the physical specimen on display.

# ROBOTICS

Each county may submit 3 entries total from 50285, 50286, 50288, 50289, 50292; and 1 from 50293 to the State Fair.

**NOTE:** If applicable for their class and display, exhibitors must bring their own computers for demonstration purposes; computers will not be provided. Internet access will not be available.

- Exhibits in classes Robotics 1 beginning, 50285, and 50286 are designed to be used with LEGO Mindstorms (NXT or EV3).
- Any other programmable robot kit such as Arduino or Raspberry Pi, should be exhibited in Robotics Innovation/Open Source Class (50292).

## **Robotics 1: Beginning:** (not eligible for state fair)

Exhibitors should complete Activities 1-6 in the Robotics 1 with EV3 project book. Exhibitors will design, build and program a robot that can autonomously follow a predetermined path that changes direction at least 4 times during a single run. They will bring their project book, their program code (on laptop or on paper), and a single page write up to share what they learned about the engineering design process and programming.

## **Robotics 1: Intermediate:** (SF 50285)

Exhibitors should complete Activities 7-12 in the Robotics 1 with EV3 project book. Exhibitors will design, build and program a robot that uses at least one sensor to autonomously follow a path, respond to and/or avoid obstacles. Exhibitors in this class must use at least one sensor in their robot design. They will bring their project book, their program code (on laptop or on paper), and a short journal sharing what they learned about the engineering design process and programming throughout their work in the project and specifically while preparing the exhibit.

## **Robotics 2:** (SF 50286)

Exhibitors should complete Activities 1-7 in the Robotics 2 EV3N More project book. Exhibitors will design, build and program a robot that uses sensors and programming to complete one of the challenges provided after registration. They will bring their project book, their program code (on laptop or on paper), and a short journal sharing changes they made to the robot and/or program along the way, and to describe their experience with completing the challenge.

## **Robotics Innovation Open Source Class** (SF 50292)

**Open to youth enrolled in Robotics 3, but may also include youth in Robotics 1 or 2 if the exhibits meets the guidelines.**

Exhibit an original robot, either homemade or a kit that does not fall under Robotics 1 or 2 that can complete a task using MULTIPLE sensors. If a robot kit is used, then some parts of the robot must be built using other components such as wood, plastic or metal. The robot can include any types of motors, pneumatics or sensors. The Innovation class can also be used for LEGO Mindstorms or Vex kits where the exhibit does not fall under Robotics 1 or 2 exhibit option. Autonomous control of the robot may also be achieved using an "open source" platform such as Arduino or Raspberry Pi and can be programmed using a coding language that is publicly available. Exhibitors in Robotics Innovation/Open Source class must bring a detailed engineering notebook that describes how the exhibitor designed, built and programmed the exhibit.

**Junk Drawer Robotics** All exhibits should be original designs made with everyday objects and materials. Exhibits with purchased kits will not be accepted. Exhibitors are also required to bring their Junk Drawer Robotics Youth Robotics Notebook with the sections completed for the project they are exhibiting, including the sections leading up to the activity they are exhibiting. For example, if a youth is bringing Activity E from Junk Drawer Level 1, they should have robotics notebook sections A-E completed.

## **Junk Drawer Robotics 1** (not eligible for state fair)

Exhibit any item from the "To Make" activity from the Junk Drawer Robotics Level 1 Book. Be sure all robotics notebook sections within the module being exhibited are filled in.

## **Junk Drawer Robotics 2** (SF 50288)



Exhibit any item from the “To Make” activity from the Junk Drawer Robotics Level 2 Book. Be sure all robotics notebook sections within the module being exhibited are filled in.

**Junk Drawer Robotics 3 (SF 50289)**

Exhibit any item from the “To Make” activity from the Junk Drawer Robotics Level 3 Book. Be sure all robotics notebook sections within the module being exhibited are filled in.

**Robotics Ready4Life Challenge (SF 50293)**

**Open to 11- to 18-year-olds enrolled in any Robotics project**

Exhibits in this category must include the following: a) a physical representation of the career or business product such as a model, prototype or display/portfolio that includes images of accomplished work; b) verbal or written explanations that demonstrate knowledge of the related career or business fields, potential careers, and the appropriate requirements for achievement in those fields. The judging criteria for this class values thoroughness of career and/or business exploration and pursuit above the workmanship of the physical specimen on display.

## SHOOTING SPORTS

Each county may submit 2 entries total from 50381, 50382, and 1 from 50385.

Members must be a member of an approved 4-H Shooting Sports Club to exhibit.. All exhibits should be posters or stand-alone items suitable for display to the general public. Stand-alone items have the intent to enhance the discipline such as a quiver, gun case, gun sling, locking cabinet, gun or target stand, sporting clays equipment wagon, etc. Exhibits deemed to be inappropriate by a superintendent will not be displayed.

NOTE: Shooting Sports Displays are prohibited from displaying the following:

- No live ammunition
- No knives or arrow tips (including field points, hunting broadheads, etc.)
- No functional or non-functional bows, firearms or firearm parts that could be reassembled are allowed.
- No humanoid shaped targets or reference to paintball, laser tag, air-soft, or pointing of any type of firearm or bow toward another person is allowed.
- No display involving primarily tactical design firearms (i.e. AR platform or military type firearms)
- No reference or use of the word “weapon” should be used in a display
- Make sure there are no safety violations in your display. (Example: no earplugs or safety glasses in a picture of a person shooting a firearm.)

**Shooting Sports: Rifle (SF 50381)**

Exhibit a poster or stand-alone display depicting safe firearm handling, range safety, the parts of the rifle, tracking the target, target sighting, or another topic you have learned through the 4-H Shooting Sports program.

**Shooting Sports: Shotgun (SF 50382)**

Exhibit a poster or stand-alone display depicting safe firearm handling, range safety, the parts of the shotgun, tracking the target, target sighting, or another topic you have learned through the 4-H Shooting Sports program.

**Shooting Sports Ready4Life Challenge (SF 50385)**

**Open to 11- to 18-year-olds enrolled in any Shooting Sports project.**

Exhibits in this category must include the following: a) a physical representation of the career or business product such as a model, prototype or display/portfolio that includes images of accomplished work; b) verbal or written explanations that demonstrate knowledge of the related career or business fields, potential careers, and the appropriate requirements for achievement in those fields. The judging criteria for this class values thoroughness of career and/or business exploration and pursuit above the workmanship of the physical specimen on display.

## SMALL ENGINES

Each county may submit 1 entry total for 50294; and 1 entry for 50297.

Small Engine displays must be no larger than 4' x 4' display board. Exhibits must be portable. No complete engines, lawn tractors, tillers, chainsaws, etc. are permitted for display. No electrical power is available for displays/exhibits.

### Small Engines 1-3: (SF 50294)

Exhibit a display, selecting one of the following items:

- **Ignition System:** Identify the parts of the Ignition System and explain how magnetic energy is produced through the ignition system to ignite the spark plug.
- **Compression System:** Explain how heat energy is produced by an engine and converted into mechanical energy.
- **Heat Transfer:** Explain how heat is transferred through the cooling and lubrication system of an air cooled or water-cooled engine.
- **Filter Maintenance:** Explain the proper maintenance and cleaning of the air, fuel and oil filters of an engine.
- **What does a serial number reveal?:** Explain the various information that can be learned from the serial number or identification number stamped on the shroud of a Briggs & Stratton engine.
- **Tools to do the job:** Identify and explain the function(s) of different specialty tools needed for small engine work.
- **Experimentation:** Explain through illustration an experiment you conducted from the project manual showing the results of your work.

### Small Engines Ready4Life Challenge: (SF 50297)

**(Open to 11- to 18-year-olds enrolled in any Small Engines project)**

Exhibits in this category must include the following: a) a physical representation of the career or business product such as a model, prototype or display/portfolio that includes images of accomplished work; b) verbal or written explanations that demonstrate knowledge of the related career or business fields, potential careers, and the appropriate requirements for achievement in those fields. The judging criteria for this class values thoroughness of career and/or business exploration and pursuit above the workmanship of the physical specimen on display.

## THEATRE ARTS

Each county may 3 entries total for 50299, 50301, 50302; and 1 entry for 50304.

### Theatre Arts 1: (SF 50299)

Exhibit one of the following items:

- Portfolio of acting activities completed during the current year (A video of performances is not considered a portfolio and will not be accepted for exhibit.); **OR**
- Display illustrating a drawing/photograph of a clown character created by the exhibitor; **OR**
- Display illustrating a picture story developed by the exhibitor.

### Theatre Arts 3: (SF 50301)

Exhibit one of the following items:

- Portfolio of activities for set design; make-up; or sound, props, or costuming completed during the current year; **OR**
- Display that includes sound, props and costume charts appropriate for a selected scene from a story or play (limited to no more than 8 items); **OR**
- Display a scenic design model to depict a scene from a script; **OR**
- Display illustrating a character with make-up drawn or colored in. Include a photograph of a person wearing the make-up and information on the character's personality or part in the play.

**Theatre Project Displays**  
will be judged on  
**General Projects Day**  
**at the Winnebago County**  
**Fairgrounds**

### **Theatre Arts Innovation Class (SF 50302)**

#### **Open to youth enrolled in Theatre Arts.**

Demonstrate the skills and knowledge you have gained through Theatre Arts project. The exhibit may include, but isn't limited to, original works, objects, demonstrations, digital presentations, programs, websites, games, apps, performances, or posters which you have made. Choose whatever method best shows what you've learned. Your exhibit should not fit in the other exhibit options for this project. You must furnish any equipment you need for your exhibit. Internet service will not be provided for the exhibit. All exhibits must include something visual, such as a printed copy of a digital presentation, which will remain on display during the exhibition. Electronic equipment will only be used during your personal judging time and will not remain on display during the entire exhibit period.

### **Theatre Arts Ready4Life Challenge: (SF 50304)**

#### **(Open to 11- to 18-year-olds enrolled in any Theatre project)**

Exhibits in this category must include the following: a) a physical representation of the career or business product such as a model, prototype or display/portfolio that includes images of accomplished work; b) verbal or written explanations that demonstrate knowledge of the related career or business fields, potential careers, and the appropriate requirements for achievement in those fields. The judging criteria for this class values thoroughness of career and/or business exploration and pursuit above the workmanship of the physical specimen on display.

## **TRACTOR**

Each county may submit 2 entries total for 50306, 50307, 50308, 50309, 50310; and 1 entry for 50312.

### **Tractor A (SF 50306)**

Exhibit a display or poster that illustrates one of the following topics: tractor safety; care and maintenance; the tractor as a valuable farm machine; or an activity listed in the project manual.

### **Tractor B (SF 50307)**

Exhibit a display or poster that illustrates one of the following topics: cause and prevention of rollovers, diagram how an air cleaner works, diagram & identify an engine cooling system, regulations for battery & oil disposal, or another activity listed in the 4-H project manual.

### **Tractor C (SF 50308)**

Exhibit a display or poster that illustrates one of the following topics: wagon and bin hazards, diagram and identify open and closed hydraulic systems, mower types and safety features conveyor types and safety features, or another activity listed in the 4-H project manual.

### **Tractor D (SF 50309)**

Exhibit a display or poster that illustrates one of the following topics: method of winterizing a tractor, chemical uses and required safety equipment, parts and process of internal combustion engine, procedure for cleaning and flushing tractor radiator, or another activity.

### **Tractor Innovation Class (SF 50310)**

#### **Open to youth enrolled in Tractor A, B, C or D.**

Demonstrate the skills and knowledge you have gained through the Tractor project. This could be related to, but not limited to, advancements in technology, enhancements to crop production, or a topic of interest to the member related to tractors or farm machinery. The exhibit may include, but isn't limited to, original works, objects, demonstrations, digital presentations, programs, websites, games, apps, performances, or posters which you have made. Choose whatever method best shows what you've learned. Your exhibit should not fit in the other exhibit options for this project. You must furnish any equipment you need for your exhibit. Internet service will not be provided for the exhibit. All exhibits must include something visual, such as a printed copy of a digital presentation, which will remain on display during the exhibition. Electronic equipment will only be used during your personal judging time and will not remain on display during the entire exhibit period.

### **Tractor Ready4Life Challenge (SF 50312)**

#### **Open to 11- to 18-year-olds enrolled in any Tractor project**

Exhibits in this category must include the following: a) a physical representation of the career or business product such as a model, prototype or display/portfolio that includes images of accomplished work; b) verbal or written explanations that demonstrate knowledge of the related career or business fields, potential careers, and the appropriate

requirements for achievement in those fields. The judging criteria for this class values thoroughness of career and/or business exploration and pursuit above the workmanship of the physical specimen on display.

## VETERINARY SCIENCE

Each county may submit 1 entry total from 50320; and 1 entry from 50322.

**Veterinary Science:** (SF 50320)

**(Open to youth in Veterinary Science 1, Veterinary Science 2, and Veterinary Science 3)**

Prepare a display focusing on any activity related to the veterinary science project. The exhibit may include, but isn't limited to, original works, objects, demonstrations, digital presentations, programs, websites, games, apps, performances, or posters which you have made. Choose whatever method best shows what you've learned. You must furnish any equipment you need for your exhibit. Internet service will not be provided for the exhibit. All exhibits must include something visual, such as a printed copy of a digital presentation, which will remain on display during the exhibition. Electronic equipment will only be used during your personal judging time and will not remain on display during the entire exhibit period. Live animals are not permitted as exhibits in this area. For safety reasons, exhibits cannot include glass, syringes with needles or any other sharp objects.

**Veterinary Science Ready4Life Challenge:** (SF 50322)

**(Open to 11- to 18-year-olds enrolled in any Veterinary Science project)**

Exhibits in this category must include the following: a) a physical representation of the career or business product such as a model, prototype or display/portfolio that includes images of accomplished work; b) verbal or written explanations that demonstrate knowledge of the related career or business fields, potential careers, and the appropriate requirements for achievement in those fields. The judging criteria for this class values thoroughness of career and/or business exploration and pursuit above the workmanship of the physical specimen on display.

## VIDEO/FILMMAKING

Each county may submit 3 entries total from 50324, 50325, 50326, 50327, 50328; and 1 entry from 50330. Enrollment in the Video project is required to exhibit in the classes in this section.

**All Exhibitors must bring their video to be judged on a USB flash drive and saved in .MP4 format.** Exhibitors are encouraged to post their video on YouTube.com in advance of State Fair. Exhibitors may choose whether to make the video "public, unlisted" (someone must have the link to view it), or "private" (only people you choose may view it). This will allow fairgoers to view the exhibits on display. There will be monitors at the exhibit table for viewing videos so exhibitors will NOT need to bring a laptop or device for viewing.

**Requirements that apply to ALL video classes:**

Video submissions should be no longer than five (5) minutes in length (unless noted differently in class description.). Videos are to be original and a result of the member's current year's work. Criteria for judging shall include: (1) Evidence of story line; (2) Use of camera angles; (3) Use of zooming techniques; and (4) Smoothness of scene changes. Image and sound quality will be considered in relation to equipment available to and used by exhibitor. All videos should comply with copyright regulations and display an image that is appropriate for 4-H audiences. No time or date should be imprinted on the video footage. All videos should include an opening title screen, as well as closing credits which include date of production, name of video exhibitor and research sources if appropriate. **All Video/Filmmaking exhibitors must include a printed copy of materials which will remain on display.**

**Commercial or Promotional Video** (SF 50324)

Prepare a short video (30 seconds to 1 minute in length) that promotes an event, advertises a specific project/product, or is a public service announcement. The video should demonstrate skills in making and editing video.

**Animated Video** (SF 50325)

Video in this class should represent creative animation of original artwork created by the exhibitor and may include stop motion techniques. Media might include images created with graphics software or hand-drawn images.

**Documentary** (SF 50326)

Video in this class should represent a research-based investigation into a topic of choice. Video credits should list research sources and may include paper or electronically published materials, as well as, and/or interviews with experts or constituents related to the topic of investigation.

#### **Short Story or Short Narrative (SF 50327)**

Prepare a short video that tells a story. The video should demonstrate skills in making and editing video.

#### **Video/Filmmaking Innovation Class (SF 50328)**

##### **Open to youth enrolled in Video/Filmmaking.**

Demonstrate the skills and knowledge you have gained through the Video project. **Your exhibit should not fit in the other exhibit options for this project.** The exhibit may include, but isn't limited to, original works, objects, demonstrations, digital presentations, programs, websites, games, apps, performances, or posters which you have made. Choose whatever method best shows what you've learned. Your exhibit should not fit in the other exhibit options for this project. You must furnish any equipment you need for your exhibit. Internet service will not be provided for the exhibit. All exhibits must include something visual, such as a printed copy of a digital presentation, which will remain on display during the exhibition. Electronic equipment will only be used during your personal judging time and will not remain on display during the entire exhibit period.

#### **Video/Film Ready4Life Challenge (SF 50330)**

##### **Open to 11- to 18-year-olds enrolled in any Video/Film project.**

Exhibits in this category must include the following: a) a physical representation of the career or business product such as a model, prototype or display/portfolio that includes images of accomplished work; b) verbal or written explanations that demonstrate knowledge of the related career or business fields, potential careers, and the appropriate requirements for achievement in those fields. The judging criteria for this class values thoroughness of career and/or business exploration and pursuit above the workmanship of the physical specimen on display.

## **VISUAL ARTS**

Each county may submit one entry from these projects:

- Food/ Cake
- Decorating (1 total from 50332, 50333, 50334, 50335)
- Chalk/Carbon/Pigment on wood, metal or textiles (Division B) 50352
- Clay 50337
- Computer-Generated Art 50338
- Fiber 50339
- Fiber Non-Original Ages 8-10 Only 50350
- Glass/Plastic 50340
- Heritage Arts 50341
- Leather 50321
- Metal 50342
- Nature 50343
- Paper 50344
- Scrapbooking (1 total from 50345, 50346, 50347)
- Three-Dimensional Design/Mixed Media 50348
- Wood 50349
- Ready4Life 50351

**Each county may submit two entries from:**

- Chalk/Carbon/Pigment on canvas, paper or glass (Division A) 50336
- Scrapbooking (2 total from 50345, 50346, 50347)

Exhibitors must be enrolled in the Visual Arts project category in which they are exhibiting. Exhibitors are encouraged to date the project when it is made. All visual arts exhibits are evaluated using a visual arts rubric which takes into account correct use of design elements; craftsmanship; and creativity.

Articles exhibited must be an original design created by the exhibitor (except in heritage arts which may follow a pattern AND Fiber-Non Original Ages 8-10 ONLY). Copyrighted or trademarked designs are not acceptable; this includes Team or

School logos. Kits and preformed molds are not considered original and are not acceptable in any Visual Arts Class. Combining parts of different patterns (pictures, photographs, images from the internet or a magazine) with the member's own ideas can result in an original design, but simply changing the color, pattern and/or size of a pattern does NOT make the design original. This also applies for ideas found on a site such as Pinterest. If you see something on Pinterest that you like, use the concept and create something different using the concept; however if it MUST NOT look exactly like something the judge can search for and find on Pinterest. The exhibit must combine parts of different patterns and/or ideas with the concepts of the member, however changing the color or changing the size of the item or pattern used does NOT make it original. If you create a replica of what you see somewhere else, it is not your original design. If a photo, sketch, or other idea source was used, submit it with your entry, firmly attached to your exhibit. Be prepared to explain how and where you got the idea for this project.

Members wishing to exhibit quilts made from a pattern may enter it in Heritage Arts. Quilts exhibited in the Visual Arts – Heritage Arts area will be evaluated using a visual arts rubric which takes into account correct use of design elements; craftsmanship; and creativity. All work on the quilt MUST be completed by the 4-H member. You cannot exhibit a quilt that was quilted by someone else.

**ALL CHALK/CARBON/PIGMENT PROJECTS** and any other artwork that is exhibited with a frame **MUST** have **WIRE & SCREWS** securely attached to the back of the frame in order to hang.

**Exhibit may be marked down one grade if this is not properly done.**

Exhibitors assume all liability for damage to artwork not properly wired.

**Visual Arts Chalk/Carbon/Pigment:** Enter the division based on the type of material on which the art was created.

**Division A: Canvas, Paper, Glass:** (SF 50336)

Any original art work done with pencils, chalk, pens, ink, paint, charcoal, dyes, etc. on canvas, paper, or glass. This would include all painting, sketching, drawing, cartooning, original non-computer generated graphics, printing, etc. Painted and/or glazed pre-formed ceramics and painted porcelain dolls are not eligible for State Fair exhibit. Drawings and paintings should be matted or framed under glass. (Exceptions: Oil and acrylic paintings do not require glass and are not required to be matted.) Water color, chalk, pen & ink, computer-generated art, etc. do require some protective covering. Gallery frames are acceptable. Canvas paintings that continue “over the edges” are acceptable without frames; however, the piece must still be prepared for hanging. Matted pieces without frames are acceptable, however the piece must be prepared for hanging OR it must include a photo of the artwork being displayed in a non-hanging manner. There is no specific requirement for the type of mat used.

**Division B: Wood, Metal, Textiles:** (SF 50352)

Any original art work done with pencils, chalk, pens, ink, paint, charcoal, dyes, etc., on wood, metal, or textiles. Painted and/or glazed pre-formed ceramics and painted porcelain dolls are not eligible for State Fair exhibit. Any exhibits created as a piece of wall art must be prepared for hanging.

**Visual Arts Clay:** (SF 50337)

Any original item made of clay; may be fired or unfired, hand formed or thrown on a wheel. Self-hardening clays are fine. Fire/oven-cured and cornstarch clay could be accepted. Items can include, but are not limited to, clay statues, bowls, jewelry, etc. Pre-formed ceramics are not eligible for State Fair exhibit.

**Visual Arts Computer-Generated Art: (SF 50338)**

Any original art created in any software package. Exhibit may not include scanned work, clip art, downloaded images from the internet, any imported image, or photographs. All pixels must be original. Photo mosaics are NOT allowed. Exhibitors in this class (like all other classes in this sub-section) must be enrolled in Visual Arts; Computer project enrollment is not required. **NOTE:** Wood and metal exhibits created through the use of laser cutting programs/devices should be entered in this class. Plastic exhibits with an artistic focus created using a 3-D printer should be entered in this class. If the art created is designed to hang, then the entry should have some protective covering, such as a glass frame, and prepared for hanging. If the art is something that has been created with a laser cutting program/device and is NOT designed to hand, it does not require protective covering nor does it need to be prepared to hang.

**Visual Arts Fiber: (SF 50339)**

Any original item made of fiber. Examples are quilts, fabric collage, soft sculpture, stitchery, weaving, embroidery, cross-stitch, wearable art, hooking, braiding, duct tape artistry, string art, and baskets. **Original** cross-stitched, knitted, crocheted or quilted items belong in this Fiber class. **Non-original** cross-stitched, knitted, crocheted or quilted items should be entered in Heritage Arts. Machine knitted items are not appropriate for this class.

**Visual Arts Fiber Non-Original AGES 8-10 ONLY: (SF 50350)**

Any non-original item made of fiber. Examples are fabric collage, soft sculpture, stitchery, weaving, embroidery, cross-stitch, crocheting, knitting, weaving, hooking, and felting. Exhibitors may use a pattern and/or an idea generated from another source.

**Visual Arts Glass/Plastic: (SF 50340)**

Any original item made of glass or plastic. Possible items to exhibit include stained glass, etched glass (original design), mosaics made of glass, glass beading, plastic jewelry (friendly plastic). Interlocking building block creations (i.e. LEGOS) are not suitable for State Fair entry. Stepping stones or wall hangings that include cement decorated with glass or plastic items are not suitable for this class.

**Visual Arts Heritage Arts: (SF 50341)**

Exhibit an item of **traditional** art learned from another person or **from a pattern** (NO KITS may be entered in this class). Non-original cross-stitched, knitted and crocheted items by pattern fit in this class. ALL ORIGINAL cross-stitched, knitted and crocheted items should be exhibited in Fiber Arts; (machine knitted items ARE NOT acceptable for this class.) Other possibilities include: needlepoint, counted cross-stitch, crewel, embroidery, cut work, hardanger embroidery (embroidery openwork), macramé, baskets, candles, pysanki (decorated eggs), leather, quilts, baskets (made using a traditional pattern), traditional handmade dolls with handmade costumes, soaps made using nature dyes also can be made using hand-made molds or broken into chunks for display or candles. No machine quilting allowed in Heritage Arts. Exhibitors must also bring 1) the pattern or a copy of the pattern they used to create their traditional art; and 2) a description of the traditional origins of their art choice.

**Visual Arts Leather: (SF 50321)**

Exhibit one of the following options using leather.

- Leather: Stamping: Exhibit should utilize one or more stamping techniques – exhibit examples include items such as belt; coasters; bookmark; key chain; wrist bracelet.
- Leather: Carving or Tooling: Exhibit should use simple swivel knife tooling techniques or may incorporate several swivel knife-tooling designs or patterns – exhibit examples include items such as belt; pictorial carving; key case.
- Leather: Lacing: Exhibit to include stamping and/or carving techniques incorporated with lacing techniques – exhibit examples include items such as wallets; purses; etc.
- Leather: Stitching: Exhibit may include stamping; carving and/or lacing techniques and should be a leather item or article of apparel, which incorporates hand-sewing and/or machine stitching techniques. Hand-sewing and/or machine stitching must be the work of the exhibitor.

**Visual Arts Metal: (SF 50342)**

Any original item made of metal such as sculpture, tin punch, engraved metal, and jewelry. Items intended for industrial use (as tools and/or shop items) are not considered part of this Visual Arts project and are not eligible for entry. Metal items that have been partially or totally created through the use of laser cutting programs/devices should be entered in Computer-Generated Art.

**Visual Arts Nature:** (SF 50343)

Any original item made of natural material such as wreaths, cornhusk dolls, etc. Items should be made of natural materials (which may be purchased) but securing elements such as glue and wire may be used in the inner construction as long as they do not detract from the overall "natural" appearance. Articles such as dried pressed flowers may be displayed under glass since it is necessary for protection/preservation of the natural materials. Candles are not suitable as entries. All baskets should be entered in Heritage Arts.

**Visual Arts Paper:** (SF 50344)

Any original item made of paper. Examples could include origami; greeting cards; paper-cut designs, paper mache, hand-made paper, paper collage, paper models of architecture, quilling, etc. Paper twist articles, made from directions in craft books and stores ARE NOT original and are not appropriate for this class. Scrapbooks should be exhibited in Visual Arts Scrapbooking.

**Visual Arts Card Making** (no state fair opportunity)

Exhibit three cards using three different art techniques. Mount on poster board for display.

**Visual Arts Scrapbooking, Beginning:** (SF 50345)

Exhibit one album or notebook, either 8 ½" x 11" or 12"x12", with a front and back cover. The album/notebook must have a minimum of 4 pages (front and back, 8 sides), exhibited in page protectors. "Embellishments" are defined as the decorations or special details and features that add to a page and make it more visually appealing. Embellishments may include, but are not limited to, ribbon, clips, special lettering, etc. Beginners must use a minimum of four embellishments and tell a story with pictures.

**Visual Arts Scrapbooking, Intermediate:** (SF 50346)

Exhibit one album or notebook, either 8 ½" x 11" or 12"x12", with a front and back cover. The album/notebook must have a minimum of 4 pages (front and back, 8 sides), exhibited in page protectors. "Embellishments" are defined as the decorations or special details and features that add to a page and make it more visually appealing. Embellishments may include, but are not limited to, ribbon, clips, special lettering, etc. Intermediate level exhibitors must use a minimum of eight embellishments and tell a story with pictures and journaling.

**Visual Arts Scrapbooking, Advanced:** (SF 50347)

Exhibit one album or notebook, either 8 ½" x 11" or 12"x12", with a front and back cover. The album/notebook must have a minimum of 4 pages (front and back, 8 sides), exhibited in page protectors. "Embellishments" are defined as the decorations or special details and features that add to a page and make it more visually appealing. Embellishments may include, but are not limited to, ribbon, clips, special lettering, etc. Advance level exhibitors must use a minimum of 12 embellishments and tell a compelling story with pictures, journaling, and other media.

**Visual Arts Three-Dimensional Design/Mixed Media:** (SF 50348)

Art pieces in this class must be comprised of **at least three different media**. No one medium can make up more than 40% of a piece. The piece should **be either freestanding or should be prepared to be hung**. It must be observable on at least three different sides. Originality and design are important concepts. Craft and preformed or assembled projects are not acceptable.

**Visual Arts Wood:** (SF 50349)

Any original item made of wood (wood carving, sculpture, collage, wood burning, etc.). Utilitarian wood items made from patterns or kits (e.g. outdoor or indoor furniture, shelves) should be entered in woodworking, not in visual arts. Popsicle stick crafts are not acceptable for State Fair entry. Wood items that have been partially or totally created through the use of laser cutting programs/devices should be entered in Computer-Generated Art. All Visual Arts Wood exhibits **MUST** have an artistic element that the exhibitor can explain. Furniture built by the exhibitor aligns with the Woodworking project area – unless the element to be judged is wood carving or wood burning that is one element of the exhibit. Exhibits will be judged using a Visual Arts Rubric and not a woodworking construction rubric.



---

**Visual Arts Food/Cake Decorating Beginning (SF 50332) (MAY ONLY EXHIBIT ONE ENTRY IN FOOD DECORATING)**

**Exhibit one of the following:**

- Exhibit four decorated cookies, using a minimum of four different techniques. Exhibit may use cookies OR cookie forms.
- Exhibit four decorated cupcakes, using a minimum of four different techniques. Exhibit may use cupcakes OR cupcake forms.
- Exhibit a single layer decorated cake, using a minimum of four different techniques. Exhibit may use cake OR cake form.



**Visual Arts Food/Cake Decorating Intermediate (SF 50333)**

**Exhibit one of the following:**

- Exhibit four decorated cookies, using a minimum of five Level 2 techniques. Exhibit may use cookies OR cookie forms.
- Exhibit four decorated cupcakes, using a minimum of five Level 2 techniques. Exhibit may use cupcakes OR cupcake forms.
- Exhibit a single layer or two-layer cakes, using a minimum of five Level 2 techniques. Exhibit may use cake OR cake form.

**Visual Arts Food/Cake Decorating Advanced (SF 50334)**

Exhibit a decorated, stacked and/or tiered cake, using a minimum of four Level 3 techniques. Exhibit may use cake OR cake form.

**Visual Arts Food/ Cake Decorating Master (SF 50335)**

Exhibit to include a one-page written description of your project, including goals, plans, accomplishments, and evaluation of results. Include up to four pictures of your accomplishments **AND** exhibit an original design decorated cake using more than five techniques. Exhibit may use cake OR cake form.

---

**Visual Arts Ready4Life Challenge: (SF 50351)**

**(Open to 11- to 18-year-olds enrolled in any Visual Arts project)** Exhibits in this category must include the following: a) a physical representation of the career or business product such as a model, prototype or display/portfolio that includes images of accomplished work; b) verbal or written explanations that demonstrate knowledge of the related career or business fields, potential careers, and the appropriate requirements for achievement in those fields. The judging criteria for this class values thoroughness of career and/or business exploration and pursuit above the workmanship of the physical specimen on display.

## **WEATHER**

Each county may submit 1 entry total 50392, 50393, 50394; and 1 entry from 50395.

**Weather and Climate Science I (SF 50392)**

Exhibit any product or display illustrating an activity from the book. The exhibit may include, but isn't limited to, original works, objects, demonstrations, digital presentations, programs, websites, games, apps, performances, or posters which you have made. Choose whatever method best shows what you've learned. You must furnish any equipment you need for your exhibit. Internet service will not be provided for the exhibit. All exhibits must include something visual, such as a printed copy of a digital presentation, which will remain on display during the exhibition. Electronic equipment will only be used during your personal judging time and will not remain on display during the entire exhibit period.

**Weather and Climate Science 2 (SF 50393)**

Exhibit any product or display illustrating an activity from the book. The exhibit may include, but isn't limited to, original works, objects, demonstrations, digital presentations, programs, websites, games, apps, performances, or posters which you have made. Choose whatever method best shows what you've learned. You must furnish any equipment you need for your exhibit. Internet service will not be provided for the exhibit. All exhibits must include something visual, such as a printed copy of a digital presentation, which will remain on display during the exhibition. Electronic equipment will only be used during your personal judging time and will not remain on display during the entire exhibit period.

**Weather and Climate Science 3 (SF 50394)**

Exhibit any product or display illustrating an activity from the book. The exhibit may include, but isn't limited to, original works, objects, demonstrations, digital presentations, programs, websites, games, apps, performances, or posters which you have made. Choose whatever method best shows what you've learned. You must furnish any equipment you need for your exhibit. Internet service will not be provided for the exhibit. All exhibits must include something visual, such as a printed copy of a digital presentation, which will remain on display during the exhibition. Electronic equipment will only be used during your personal judging time and will not remain on display during the entire exhibit period.

#### **Weather Ready4Life Challenge (SF 50395)**

##### **Open to 11- to 18-year-olds enrolled in any Weather and Climate project.**

Exhibits in this category must include the following: a) a physical representation of the career or business product such as a model, prototype or display/portfolio that includes images of accomplished work; b) verbal or written explanations that demonstrate knowledge of the related career or business fields, potential careers, and the appropriate requirements for achievement in those fields. The judging criteria for this class values thoroughness of career and/or business exploration and pursuit above the workmanship of the physical specimen on display.

## **WELDING**

Each county may submit 2 entries total from 50353; and 1 entry from 50355.

#### **Welding: (SF 50353)**

This exhibit class is open to members who are in the 7<sup>th</sup> grade and higher. Exhibit one Arc weldment/item demonstrating the skill level of the exhibitor. Members new to the project should consider selecting a weldment from the suggested Weldment List found on page 43 of *Arcs and Sparks* (4-H 573 – Shielded Metal Arc Welding). **This class is for industrial welding only.** (Members that wish to use welding to create objects with an artistic appeal should consider enrolling in the 4-H Visual Arts project and consider entering those types of exhibits in the Visual Arts – Metal class.) Exhibits must be portable and cannot be exhibited on a trailer.

#### **Welding Ready4Life Challenge: (SF 50355)**

##### **(Open to 11- to 18-year-olds enrolled in any Welding project)**

Exhibits in this category must include the following: a) a physical representation of the career or business product such as a model, prototype or display/portfolio that includes images of accomplished work; b) verbal or written explanations that demonstrate knowledge of the related career or business fields, potential careers, and the appropriate requirements for achievement in those fields. The judging criteria for this class values thoroughness of career and/or business exploration and pursuit above the workmanship of the physical specimen on display.

## **WOODWORKING**

Each county may submit 2 entries total from 50357, 50358, 50359, 50360; and 1 entry from 50362.

#### **Woodworking 1: (SF 50357)**

Any item made of wood constructed or refinished by the member, appropriate for their age, skills and ability in this project. Pre-cut kits assembled by the member are not acceptable. Exhibits must be portable and cannot be exhibited on a trailer.

**Exhibit Suggestions for county fair: create one of the following; either a flower box, letter or napkin holder or picture frame. This level of woodworking does not REQUIRE refinishing.**

#### **Woodworking 2: (SF 50358)**

Any item made of wood constructed or refinished by the member, appropriate for their age, skills and ability in this project. Pre-cut kits assembled by the member are not acceptable. Exhibits must be portable, and cannot be exhibited on a trailer.

**Exhibit Suggestions for county fair: create one of the following; either a napkin/letter holder, birdhouse or foot stool. This level of woodworking does not REQUIRE refinishing.**

**Woodworking 3:** (SF 50359)

Any item made of wood constructed or refinished by the member, appropriate for their age, skills and ability in this project. Pre-cut kits assembled by the member are not acceptable. Exhibits must be portable, and cannot be exhibited on a trailer.

**Exhibit Suggestions for county fair: create one of the following; either a bookcase, jigsaw puzzle, a box or any other project from the Woodworking 3 project book. This level of woodworking does not REQUIRE refinishing.**

**Woodworking 4:** (SF 50360)

Any item made of wood constructed or refinished by the member, appropriate for their age, skills and ability in this project. Pre-cut kits assembled by the member are not acceptable. Exhibits must be portable, and cannot be exhibited on a trailer.

**Exhibit Suggestions for county fair: create one of the following; either a step stool/chair, table hockey game or any other project using level 4 skills. Refinishing is ENCOURAGED at this level.**

**Woodworking Ready4Life Challenge:** (SF 50362)

**(Open to 11- to 18-year-olds enrolled in any Woodworking project)**

# CLOVERBUD SECTION

Arts-Crafts  
Read-a-Book  
Wildlife  
Aerospace  
Cloverbuds  
Gardening  
Health  
Embryology-Science  
Farm-Animals  
Veterinary-Foods  
Bicycle



# CLOVERBUD PROJECTS & EXHIBIT RULES

## Rules for Exhibiting:

1. Cloverbud projects will be shown in building 3 at the Winnebago County Fairgrounds on General Projects Judging Day.
2. Cloverbud projects are non-premium projects. They will receive a participation ribbon at the time of their project evaluation/judging.
3. Cloverbud projects are not eligible for premium money or champion awards.
4. A member may display up to 2 items per project area.
5. All entries **AND** any loose pieces must be labeled w/name & club.
6. All entries must be made online through <http://winnebago4-hfair.fairentry.com> by **June 15th**.
7. Poster displays should be no larger than 22" x 30" or on a tri-fold display board.
8. **Completed project books should also be shared with the judge at time of judging.**
9. The following classes are for youth (ages 5-7) enrolled in a Cloverbud project.

## **ILLINOIS 4-H COVID-19 SOCIAL DISTANCING & SAFETY PRACTICES:**

The following COVID-19 social distancing/safety practices reflect requirements of Illinois Department of Public Health and University of Illinois event guidelines. These mitigation protocols may be modified to reflect requirements of local public health department based on local conditions at the time of the event.

1. Face coverings are required for all youth, spectators, volunteers, and staff when within the defined 4-H event space (inside and outside)
2. Everyone in attendance will practice social distancing during the event, including maintaining six feet of separation (both indoors and outdoors) from those who are not in their households. To allow for social distancing, building and spectator capacity will be limited based on current public health department guidelines.
3. Handwashing and sanitizing stations will be provided throughout the venue.
4. Anyone who has experienced COVID-19 symptoms within the previous seven days is asked to stay home. COVID-19 symptoms include fever, cough, loss of taste or smell, or shortness of breath.

If any of these guidelines presents a challenge for you, please contact us directly at 815-858-2273. We are happy to discuss what accommodations are possible so that we can look for ways that all youth can safely participate in this event.

**Illinois 4-H reserves the right to adjust or cancel events in the case of identified risk, such as changes in local COVID conditions or known instances of non-compliance with safety guidelines.**

## **EXHIBIT GUIDELINES:**

### **AEROSPACE I:**

Exhibit one of the following: 1) One (1) model rocket assembled by the member. The rocket will not be launched, so please DO NOT include the rocket engine with your exhibit, OR 2) One aerospace display showing anything you have learned in the project.

### **ARTS & CRAFTS:**

Exhibit any art project made out of one of the many art mediums.

### **BEADING:**

Prepare a display showing what you have learned from an activity in your Beading book.

### **BICYCLE I:**

Exhibit a poster or display showing what you learned from an activity in your Bicycle 1 manual.

### **EMBRYOLOGY**

Exhibit a poster or display showing what you learned from an activity in your Embryology manual.

### **EXPLORING FARM ANIMALS**

Exhibit a poster or display showing something you learned in the project.

### **FOODS – KIDS IN THE KITCHEN**

Exhibit a poster or display of any activity in your project book or exhibit three (3) cookies from your favorite recipe. Cookies should be presented on a white disposable plate placed in a clear plastic self-sealing bag. Include the recipe.

### **HEALTH I – EXPLORING YOUR BODY**

Exhibit a poster or display showing what you learned from an activity in your Health manual.

### **PERSONAL DEVELOPMENT & LEADERSHIP**

Exhibit a poster showing what you've learned about the project and how you are practicing to be a leader.

### **SCIENCE & TECHNOLOGY**

Exhibit a poster or display showing what you learned from an activity in your Science & Technology booklet.

### **READ-A-BOOK**

Illustrate on a poster or display board the main idea of a book you have read or was read to you.

### **VEGETABLE GARDENING A:**

Exhibit one plant in a small plant container and/or exhibit a poster or display showing what you learned from an activity in your Vegetable Gardening manual.

### **VET SCIENCE I:**

Exhibit a poster or display showing what you learned from any activity in the Vet Science I project manual.

**WILD ABOUT WILDLIFE:** Exhibit a poster or display about wildlife in your area and/or wildlife in a jungle setting.

**WELCOME TO 4-H:** Exhibit something you learned from your Welcome to 4-H Booklet.



# Winnebago County 4-H Exhibit Report



This form is to be used if the 4-H member cannot be present for judging. Another 4-H member or 4-H Leader may meet with the judge to present the absentee 4-H member's project. This form must be included with the project at that time. Absentee 4-H member will NOT be eligible for State Fair selection, but may still be allowed to be named Champion, Reserve Champion or Class Winner if warranted.

Name: \_\_\_\_\_ Club: \_\_\_\_\_

Project Area / Class: \_\_\_\_\_ 4-H Age: \_\_\_\_\_

What inspired you to create this project?

List a few things that you learned from doing this project:

What were some of the challenges you faced while doing this project?

How will you apply what you have learned in this project to how you will prepare for your projects in the future?





# THANK YOU!

The 2021 Winnebago County 4-H Program Book is made possible by the following sponsors. Please thank them for their support of 4-H and Extension in Winnebago County. We hope you will keep this book handy for quick reference to help your 4-H member prepare their exhibits for the fair.

**Durand State Bank**  
**Edwards Apple Orchard West**  
**Eickman's Processing**  
**German American State Bank**  
**Kurt's Feed & Seed, Inc.**  
**NITE Equipment, Inc.**  
**Stillman Bank**  
**Winnebago-Boone Farm Bureau**



**Illinois Extension**

UNIVERSITY OF ILLINOIS URBANA-CHAMPAIGN



Have a little farm fun at the Kids Zone  
and visit us in Moss Hall  
during Fair Week!

1925 S Meridian Road, Rockford, IL 61102

Phone: (815) 962-0653

[winnebago-boonefarmbureau.org](http://winnebago-boonefarmbureau.org)

Mission Statement:

*Be the voice, resource, and advocate for farm families and agriculture, while promoting stewardship for today and future generations.*



## Stillman BANK

At Stillman Bank, we have been committed to serving our agricultural communities since 1882. And we will be around for years to come working with local farmers, our neighbors, offering financial solutions to meet their ever-changing needs.



Tom Hughes  
815.645.2023



Peggy Kruger  
815.645.2009



Proud Supporter  
of Local 4-H  
Programs

Byron • Oregon • Rochelle  
Rockford • Roscoe/Rockton • Stillman Valley

Member  
FDIC

[www.stillmanbank.com](http://www.stillmanbank.com)



## NITE EQUIPMENT INC.



2388 N. Conger Road  
Pecatonica, IL 61063

Phone: 815-239-9096

Fax: 815-239-9032

[www.niteequip.com](http://www.niteequip.com)

New & Used Tractors - Trucks - 300 Trailers



**8218 Cemetery Road**

**Winnebago, IL 61088**

Phone: (815) 963-2261

Fax: (815) 963-3259

*Mike & Lynn Edwards*  
Owners

# Durand State Bank

Has a New Way to Pay!

introducing...

## Digital Wallet



Apple Pay

Google Pay

Samsung Pay

- Fast
- Convenient
- Safe



Find out more today!  
Call 815-248-2101  
[www.durandstatebank.com](http://www.durandstatebank.com)



**KURT MICHAELIS**  
**RENK SEED & KENT FEED**

KURT'S FEED & SEED INC.  
DURAND, IL.

TEL | 815 248 2236 KURT'S CELL 608 289 7060

EMAIL | [feedman@stateline-isp.com](mailto:feedman@stateline-isp.com)

WEB | [www.kurtsfeed.com](http://www.kurtsfeed.com)

Connect with us!  
**German American**  
*State Bank*



MEMBER FORESIGHT FINANCIAL



[www.GermanAmericanStateBank.com](http://www.GermanAmericanStateBank.com)

German Valley | Pecatonica | Winnebago | Seward | Belvidere



**First National Bank  
and Trust Company**

500 N Elida Street, Winnebago, IL 61088  
800.667.4401

[www.bankatfirstnational.com](http://www.bankatfirstnational.com)

Member  
FDIC



Quality Meats &  
Custom Processing  
Since 1953

[www.eickmans.com](http://www.eickmans.com)

RETAIL • WHOLESALE • CATERING

P.O. Box 118  
3226 S. Pecatonica Rd  
Seward, IL 61077

Phone (815) 247-8451  
Fax (815) 247-8463

Hours M-F 7:00am-5:30pm  
Sat 7:00am-12:00pm

# University of Illinois Extension

## Winnebago County 4-H Office

1040 N Second Street—Rockford 61107

(815) 986-4357

<https://extension.illinois.edu/jsw>

### **FAIR ENTRY:**

<http://winnebago4-hfair.fairentry.com>

### **4-H ONLINE:**

<https://v2.4honline.com/>



**INSPIRED TO LEAD  
CALLED TO SERVE**