


LASALLE COUNTY 4-H HORSE & PONY PROJECT HANDBOOK

Revised March 2021



The LaSalle County 4-H Horseman's Handbook is a guide to 4-H Members in LaSalle County who are participating in the Equine Project. This handbook may be revised from year to year.

<http://extension.illinois.edu/blmp/>



LaSalle Co Horse and Pony Members

The 4-H and Junior Fair Horse Show is not a professional show therefore AQHA and State rules are used only as guidelines.

Dear 4-H Member:

PLEASE READ ALL OF THIS HANDBOOK.

We are excited to have you join the Horse and Pony Program. We hope that you will enjoy your experiences with horses, ponies and other 4-H members as much as many of us have! The Equine livestock industry is unlike any other livestock industry. It is a sport of hobby, as well as product. Whether you are showing, trail riding or raising horses, we are mainly interested in providing you with learning experiences to enable you to take pleasure in your horse or pony while having a safe and enjoyable time.

Although many members want to go into those project areas that lead to showing and competition, we feel that there is an equally worthwhile area of riding...for pleasure only. So remember, horses are here for us to enjoy – let's be sure we do that.

We feel the more you know about your horse or pony, the more you will enjoy your experiences with them. The better you understand what your horse wants, how they learn and what they need to be healthy and happy, the more you will be their trusted friend. To learn more about your horse:

- **attend 4-H sponsored task nights (*mandatory to attend 2*)**
- **read your project book and other informational horse books**
- **visit with people in your county who have horses and ask questions**
- **and when you have the opportunity to do so, talk to your veterinarian.**

Each year you are enrolled in a horse project unit you should increase your general knowledge about horses. Our task nights are set up, not as tests, but as guides to steer you in the right direction. **It is mandatory that you attend at least two task night even though it would be beneficial for you to attend all four of them.**

WIN A PRIZE... Your name will be entered for door prizes when you attend each task night!

COUNTY FAIR

Finally, this is just a guide for the Horse and Pony Program. Things do change as time goes by so if you have any questions, please ask a committee member. That is what the committee is here for!

Remember all ownership papers including pictures (3) left side, right side and full face of your horse (you must be able to see the legs and hooves) must be on file at the Extension Office no later than May 1st in order for you to exhibit that animal at the fair! All paperwork and pictures must be hard copy originals and dropped off at the Extension Office.

NO EMAILED OR FAXED PAPERWORK/PICTURES WILL BE ACCEPTED.
NO EXCEPTIONS!

We look forward to an informative and eventful year – and good luck at the fair!

STATE JUNIOR HORSE SHOW

Members refer to: <https://www2.illinois.gov/statefair/competitions>


Or

2021 Illinois State Lease/Ownership Guide (available online or at Extension office)

The LaSalle County Horse and Pony Committee:

Superintendents: Kayla Hoyt (815) 587-2873, Andrea Debolt (815)488-2095

Horse & Pony Committee: Roger Donahue, Stephanie Nelson, Debbie Kiper, and Alyssa Brooke.



Project Units

A variety of project units are available to 4-H Members interested in the LaSalle County Horse and Pony Program. The following are a listing of what is available for you to sign up for:

Horse 1 – “Giddy Up & Go”

This unit is suggested for the Beginner Level and can be completed without a horse. You can learn many things including:

1. The basics of horse behavior.
2. Practice being safe around horses.
3. Learn about horses without owning one.
4. Assess horse health.

Horse 2 – “Head, Heart & Hooves”


This is suggested for the Intermediate Level 4-H member and can be completed without having a horse also. Some things you learn about in this unit are:

1. Learn about horse anatomy.
2. Understand horse health, nutrition, and grooming
3. Select bedding material
4. Practice horse judging.

Horse 3 – “Stable Relationships”

This is suggested for the Intermediate to Advanced 4-H member. Some things you can learn at this level are:

1. Understand breeding & genetics
2. Learn about diseases & health care.
3. Design a horse health program
4. Explore the financial side of showing horses.



Horse 4 – “Riding the Range”


This level is suggested for the Advanced Level 4-H member. Some things you can learn here are:

1. Practice basic riding skills
2. Learn horsemanship skills
3. Use training techniques
4. Explore trail riding.

Horse 5 – “Jumping to New Heights”

This level is suggested for the Advanced level 4-H member. Some things you will learn at this level are:

1. Learn advanced riding skills
2. Evaluate horsemanship skills
3. Learn about ethics and competition
4. Teach horsemanship & safety.



Horse Science

Horse Science is an animal science project. You do not use a live animal to exhibit in this area at the fair. Members who are interested in this area need to contact the Extension office regarding this project. The Horse and Pony Committee does NOT oversee the Horse Science Unit.



Activities

To encourage you to participate in 4-H horse supported activities, your committee has included participation in the County Horse Judging Contest, Horse Bowl, Hippology and Public Speaking in consideration for the Junior and Senior Horseman Awards.

Judging:


In Horse Judging, you learn to recognize the various breeds and the standards of each breed; know the parts of the horse and their functions, develop a quick eye for unsoundness and blemishes and look at horses from all sides and compare them in action.

There is an opportunity for you to participate in several judging contests. If you score well in the county contest, you may be selected for the judging team to attend the regional judging contest. From the squad, the LaSalle County 4-H Judging Team (4 members) will be selected to attend the State 4-H Judging Contest at the University of Illinois! If you score well in that contest, you will be asked to continue, with the possibility of becoming a member of the State 4-H Judging Team, which competes with 4-H Judging Teams from all over the United States.

Hippology:

The Hippology Contest is a series of stations with topics such as Tack and Equipment, Breeds, Parasites etc. The difference is you have real equipment, samples of parasites and statues of horses for as much “real life feel” as possible. Scores from the stations are combined with a brief written test. This very visual and tactile contest is quite popular and usually runs at the same time and place as the Horse Bowl Contest. You do not need to be in Horse Bowl to participate in the Hippology Contest.

This hand-on test is available first on the regional level and, for those who score well, on the state and national levels as well.



Public Speaking:

This contest is also open to those enrolled in the horse project and is divided into three divisions: Formal Speech, Demonstration and Illustrated Talk. Demonstrations or Illustrated Talks can be given by just you or you can give them with a friend.

There are Junior and Senior age divisions. The subject must pertain to the horse industry to be horse related and be original and factual. Brief notes may be used if desired and Illustrated Talks and Demonstrations may use props and illustrate procedures. You can not use live animals, but models may be used. There are time limits imposed on presentations.

Horse SPIN Club: A special interest club is trying to get organized in the horse area. Let the office know if you have any interest in attending monthly meeting to learn all kinds of horse related information. No horse needed!

Interest in either Horse Judging, Hippology, SPIN club or Public Speaking should be directed to Toni Pienta at the University of Illinois Extension Office 815-433-0707.

Awards



There are many ways in 4-H that you may be rewarded for your work. By participating in many 4-H projects & activities, in addition to those related to the horse project & by keeping your 4-H records books complete you may receive certificates, medals of honor, an expense paid trip to the National 4-H Congress or even an educational scholarship.

Of course, at the 4-H show, you receive ribbons and premium money. Trophies may also be presented to you for excellence in your class.

Junior, Intermediate and Senior Horseman Awards:

You do not need to have the best horse to win! The more you participate in 4-H horse related programs, the better are your chances. This award is based on your participation in all the different programs & your performance at the fair.

The 4-H sponsored programs are: Horse Bowl, Horse Judging, Public Speaking & Hippology. If you don't know what a particular program is about, please refer to the previous section of this handbook or call the Extension office.

The Junior award is for those members who are 8-10 years of age, Intermediate award ages 11-14 & the Senior award is for those members who are 15 years of age & older as of Sept. 1 of the previous year.

Keep track of any clinics, parades or other horse-related events in which you participate. Your community service also counts. Attending task nights is a good way of acquiring equine experience and knowledge and you will earn points towards awards. Extra livestock records are available at the Extension office. Books are due the first task night or to be turned into the Extension office before the first task night.

Fill out your required paperwork and hand in everything on time with a short story about you and your horse project. Your records will be reviewed. Get ready!! You could have the honor of being the next Junior, Intermediate or Senior Horseman- the most sought after award in the horse project.

Stall Decoration Award:

A wall trophy displayed in the office and a small trophy is awarded to the club with the best stall decorations. Remember the theme for the fair and decorate accordingly. Your area will also be judged on cleanliness so make sure you keep you area picked up and stalls clean! This is a **club effort** so you may want to meet with the other Horse and Pony Project Members in your group to plan on how you are going to decorate your area.



Things About The 4-H Horse & Pony Show



The big event for most 4-H Horse and Pony members is the 4-H and Junior Fair Horse and Pony Show. In LaSalle County it is held in July at the 4-H Fairgrounds. Please read the next few pages carefully because it will affect all exhibitors...

The first thing you need to do is to **complete your fair entry forms**. You get the forms and a fair info from your club leader usually in May. Read your entry forms and check the rules out in this handbook to see what classes you may want to enter. Be sure you enter the classes you want to be in because you will **NOT** be allowed to enter late when you get to the fair. **If you have any questions, please ask your club leader, a Horse and Pony Committee member or call the Extension office about your entries.**

All exhibitors **MUST** complete the Ethics Course that is offered by the Illinois State 4-H program. This is a short question and answer test that guides you through ethical behavior concerning your project. The website for the ethics exam is <http://web.aces.uiuc.edu/qaec/qaec> . Ask your leader where you get the ethics paperwork, or you can take the test online. **You only have to take the Ethics Course ONE time during your 4-H career.**

ALL guidelines that are set up by the LaSalle County Fair Board will be adhered to. **If you have any questions, please refer to the online fairbook for our County rules or the Junior Horse Show section of the 4-H Show Handbook. You can always ask the Superintendent or a Committee Member also.**

Equine Headgear

All 4-H members are required to wear a properly fitted ASTM or SEI standard F1163 (or above) certified equestrian helmet whenever mounted or driving at all 4-H horse and pony events, shows, activities, or practices. Original tags must be present in all approved helmets. The 4-H member is responsible to see that this specified headgear is properly fitted with the approved harness fastened snugly in place whenever mounted. Helmet policies apply to all county, area, and state 4-H horse and pony events, shows, and activities. Protective helmets are recommended for all riders and drivers at all times. It is recommended that all adults working with 4-H members model the desired youth behavior by also wearing protective helmets whenever mounted or driving.

The Horse Committee reserves the right to disqualify any horse that poses a hazard to others. We will ask that the horse be removed immediately to insure the safety of everyone.

At the Show Itself....

At the 4-H Horse and Pony Show and the Junior Fair Show all horses and ponies are judged and will compete for trophies, ribbons and premiums during our show on Friday and Sunday.

YOU MUST SHOW YOUR HORSE DURING THE FRIDAY SHOW IN ORDER FOR YOU TO SHOW THAT HORSE IN THE SUNDAY SHOW! An extra horse cannot be used for Sunday's show only.



Things Regarding the Show Itself...continued...

Cowboy boots are required for safety reasons.

Tail extensions may be used on your horse or pony at the 4-H fair, since they are now allowed at the state level.

You will be given a copy of the LaSalle County 4-H Barn Rules when you check in at the fair along with other paperwork. Refusal to cooperate and abide by the Barn Rules may result in your forfeiture of any awards and premiums earned and/or your disqualification from showing at the fair. Please be sure you are familiar with these rules. They are for your best interest along with your horse and also the public's safety as well. A parent and the 4-H'er will be required to sign a copy of the rules upon check in. After everyone is checked in there will be an informational meeting which must be attended.

You are expected to be ready for your class when your class is called. If you wish to drop a class, there is a form at the announcer's booth that you must fill out and turn in to the people working the announcer's booth. You may not re-enter a class after you fill out a drop slip and turn it in.

Horse and rider combo may only show once in a class. Horses cannot be used by multiple exhibitors. (1 child per horse)

Please note:

There are specific classes for ponies.

High Point awards are figured on the scale below:

<u># of Points Available</u>					
1st Place	2nd Place	3Rd Place	4th Place	5th Place	6th Place
6	5	4	3	2	1
					Points

High Point Awards are a privilege that your Horse & Pony Committee oversees. As long as there are monies available for the awards, the committee will allow and support the High Point Awards. These are not a part of your 4-H awards, trophy or premium.

Points are calculated in horse/rider combination and in the respective age divisions 8-10 years old, 11-14 years old & 15 years old and over.

We will have a Grand and a Reserve award for **Friday and again for Sunday.**



At the end of the day on Sunday, all Horse & Pony Project Members are responsible for cleanup of the Horse Barn area and our arena area. NO horses or ponies will be allowed to be loaded into trailers, or leave the area until AFTER Parade of Excellence and excused by Superintendent of your area., approximately 4pm and the area has been picked up & your stall is cleaned & inspected. If you violate this, you may forfeit your 4-H awards & premiums so please do your part in helping everyone take care of our area.

Please refer to the rules posted online regarding issues not discussed in this handbook regarding the Horse & Pony Show or contact your superintendents.

What is the definitions of these classes???

Halter Class:

Halter classes are generally judged on the way your horse is put together. It is judged on muscle tone & bone structure. It is important for you to get your horse to stand with its feet correct & be still so the judge can get an accurate picture of your horse as a whole. No crossing into any other Halter class, **only one halter class per horse & exhibitor combination.**

Showmanship:

You **MUST** be enrolled in Horse I, Horse II, Horse III, Horse IV or Horse V project to show in the Showmanship classes. Classes are broken up into age levels.


Exhibitor 15 years old & older

Exhibitor 11-14 years old

Exhibitor 8-10 years old

Showmanship classes are generally judged on your ability to fit & show a horse at halter. The horse is merely a prop to demonstrate the ability & preparation of the exhibitor leading a well groomed & conditioned horse that quickly & efficiently performs the pattern with promptness, smoothness & precision. For Showmanship classes you & your horse can either show in English or Western attire.

You MAY get your showmanship pattern the night before the show, if you do, don't lose it...practice it in your head and with your horse BEFORE the show so you can master it and show the judge you worked hard memorizing it. Some judges do not like giving out the patterns until the day of the show so be prepared to have a paper and pencil handy to jot it down so you can study it.



Walk Trot:

Exhibitor 15 years old & older
Exhibitor 11-14 years old
Exhibitor 8-10 years old

If you want to enter walk/trot you cannot compete in pleasure or ranch horse with the same horse. People wanting to enter the walk trot class only want to walk and trot their horse/pony. You may enter the trail class, however you will only be able to trot and you may also enter the walk/trot gaming classes on Sunday. No canter classes.

Horsemanship:

Exhibitor 15 years old & older
Exhibitor 11-14 years old
Exhibitor 8-10 years old

Generally these classes are judged on your ability as a rider to execute, while riding their horse, a set of maneuvers prescribed by the judge with precision & smoothness while exhibiting poise & confidence and maintaining a balanced, functional correct body position. The ideal horsemanship pattern is extremely precise with the rider and horse working in unison with subtle aids and cues. The pattern is provided by the judge and will be posted on the day of the show. Horsemanship is the definition of a pattern class done in "western attire"

You MAY get your pattern the night before the show so if you do, don't lose it...practice it in your head and with your horse BEFORE the show so you can master it and show the judge you worked hard memorizing it. Some judges do not like giving out the patterns until the day of the show so be prepared to have a paper and pencil handy to jot it down so you can study it.

Trail Class:

Exhibitor 15 years old & older
Exhibitor 11-14 years old
Exhibitor 8-10 years old

Trail class is judged on the riders' ability to maneuver their horse or pony at and between obstacles in the pattern set up by the judge on the day of the show. Riders may either show in English or Western attire. The trail pattern will be posted the morning of the show by the Judge. Horse and Rider can make **3 attempts** per obstacle, then they must move on.

Pleasure Classes:

Exhibitor 15 years old & older

Exhibitor 11-14 years old

Exhibitor 8-10 years old

These are usually judged on your horse's ability to move through 3 gaits in a balanced flowing motion. The horse should carry its head and neck in a relaxed natural position. The horse should also be responsive and smooth in its transitions and have a bright expression with its ears alert giving the appearance of being fit and pleasure to ride. Horses showing in Western Pleasure will be asked to perform a walk, jog and a lope. Horses showing in English Pleasure will be asked to perform a walk, trot and canter. Both classes will be asked to back their horse.

Ranch Pleasure Class It is a pleasure class were the horse doesn't have to be super slow or carry its head real low. It is a class that goes back to what the original AQHA pleasure classes were like. We hope this will help encourage some of the kids who don't have that super slow, low headed horse to participate in the Ranch pleasure class.

Exhibitor 15 years old & older

Exhibitor 11-14 years old

Exhibitor 8-10 years old

No horse may cross enter (i.e. a western pleasure horse shown at a show is not eligible to show in the Ranch Pleasure at the same show, a Youth western pleasure horse shown at a show is not eligible to show in the Ranch Pleasure at the same show etc.)

(a) The purpose of Ranch Horse Pleasure class is the horse should reflect the versatility, attitude, and movement of a working horse.

(b) The horse's performance should simulate a horse riding outside the confines of an arena and that of a working ranch horse. This class should show the horse's ability to work at a forward, working speed while under control by the rider. Light contact should be rewarded and horse does not have to be shown on a full drape of reins. The overall manners and responsiveness of the horse while performing the maneuver requirements, and the horse's quality of movement are the primary considerations.

Costume Class:

This is a fun class! There are no age groups for this class. You should start thinking about a costume for you and your horse early so you have time to prepare. Costume class may be the tie breaker class for the Friday High Point award if Trail class does not apply.

Friday's Show – STARTS AT 8AM SHARP!
Refer to 4-H Show Booklet provided day of show

Exhibitors MUST be ready when their class is called! If you have a tack change, please notify the gate person **PRIOR** and we will hold the gate for you. It is important that we keep the show on schedule as it can be a long day. Your gate person will be calling your numbers and opening the gate for your class so please follow their directions.

***Only one halter class per horse/exhibitor**

Pony Halter

English Halter (No Ponies)

Western Halter (No Ponies)

Ranch Horse Halter (No Ponies)

Aged Halter – (No Ponies, 20yrs or older)

Grand & Reserve Halter (1st & 2nd place Horse & Ponies)

Showmanship 15 & Over

Showmanship 11–14 years of age

Showmanship 8-10 years of age

Grand & Reserve Showman – (1st & 2nd place showmanship winners of each class)



Short break for Tack Changes to English Attire & Warm Up – 15 min

English Pleasure 15 & Over

English Pleasure 11 to 14 years of age

English Pleasure 8 to 10 years of age

Horse & Pony Walk Trot 15& Over (**no Pleasure, or Ranch classes for this horse/rider combo**)

Horse & Pony Walk Trot 11 to 14 years of age (**no Pleasure, Reining or Ranch classes for this horse/rider combo**)

Horse & Pony Walk Trot 8 to 10 years of age (**no Pleasure, Reining or Ranch classes for this horse/rider combo**)

½ Hour Lunch Break

Pony Pleasure

Western Pleasure 15 & Over (No Ponies) No crossing Ranch horse into Pleasure

Western Pleasure 11-14 years of age (No Ponies) No crossing Ranch horse into Pleasure

Western Pleasure 8-10 years of age (No Ponies) No crossing Ranch horse into Pleasure

Ranch Horse 15 & Over (No Ponies) No crossing Ranch horse into Pleasure

Ranch Horse 11-14 years of age (No Ponies) No crossing Ranch horse into Pleasure

Ranch Horse 8-10 years of age (No Ponies) No crossing Ranch horse into Pleasure

Short Break to set up for Horsemanship Pattern – 5 minutes

Horsemanship 15 & Over

Horsemanship 11-14 years of age

Horsemanship 8-10 years of age

Horsemanship ***Walk Trot All Ages***

Short Break to Set up Arena for Trail Classes – 10 Minutes

Trail Class 15 & Over (costume class kids go 1st)

Trail Class 11-14 years of age (costume class kids go 1st)

Trail Class 8-10 years of age (costume class kids go 1st)

Break for kids to get costumes on – amount of time depends on show schedule

Costume Class – All Ages *no entry fee/no premium*

In case of a tie for the High Point Award for Friday, the Trail Class placing will be the winner. If that does not apply the best Costume Class Score will determine the winner.

Sunday's Show – STARTS AT 8AM SHARP!:

Just as Friday's show, the Sunday Show of the 4-H Horse and Pony show will run the same way. The show will start on time and we will need to move it along in a timely manner. Please plan ahead and organize to minimize confusion between classes.

Gaming Classes:

Trot Plug – All Ages

Plug Race – 15 & Over

Plug Race – 11-14 years of age

Plug Race – 8-10 years of age

Trot Flag – All Ages

Flag Race – 15 & Over

Flag Race – 11-14 years of age

Flag Race – 8-10 years of age


Trot Barrels – All Ages

Barrel Race – 15 & Over

Barrel Race – 11-14 years of age

Barrel Race – 8-10 years of age

Texas 8 – All ages



Short break to set up poles – 5 minutes

Trot Poles – All Ages

Pole Bending – 15 & Over

Pole Bending – 11-14 years of age

Pole Bending – 8-10 years of age

Short break to take down poles – 5 minutes

Fun Classes

Potato Race- *No entry fee/No premium*

Egg & Spoon- *No entry fee/No premium*

In case of a tie for the High Point Award for Sunday, the best Plug Race time will be the winner.

**Presentation of High Point Awards for Sunday's Show – approximately
½ hour after show is over to tabulate and verify points**

4-H Barn Rules

Refusal to cooperate and abide by the Barn Rules may result in your forfeiture of any awards and premiums earned and/or your disqualification from showing at the fair.

The following Barn Rules have been established to maintain a safe & clean area for everyone. Please be aware of visitors coming by and observing your projects. Upon arriving at the fairgrounds on Thursday you will be required to visit the check-in station before unloading your horse.

1. Any animal requiring special stall facilities or handling at any time during the period of the LaSalle County 4-H Show and Junior Fair will be excused from the grounds and not allowed to show. Otherwise, no animal is released from the grounds until specified in the fair book.
2. **No hay bags in stalls or halters on horses or ponies will be left overnight.** Buckle your halter to the front of your stall. Electric Fans allowed if the generator is available.
3. Absolutely no one will be on their animals in the horse barn, around tents or other barns. Please mount your horse in the area east of the arena. The horse riding area is East of the arena and, of course, the arena itself. You may ride north of the **arena** only when there is not a show going on.
4. Trailers are used to bring your horse on Thurs & pickup your horse on Sun. They are **NOT** to be brought back to the fairgrounds for any other reason. There will be an emergency trailer on the grounds to be used if needed. Do not bring tack or feed in trailer on the day of the shows, it must be brought in your vehicle.
5. Check in will be from 8 a.m. to 4 p.m. If this is a conflict contact Superintendent prior to Thursday to make arrangements.
All animals must be in their stalls by 6 p.m. Thursday, Friday and Sat.
6. Horses must be fed and watered by 8 a.m. and no later than 6pm. If you cannot be there to feed & water your animal, you need to make arrangements for someone else to do so for you. **Water buckets are to be hung in stalls & need to be checked throughout the day so your horse has water available to them at all times!**
You need to check your horses water BEFORE you leave for the evening!
7. We must keep the aisles clear. Do NOT keep tack, feed or bedding in the aisles.
8. Stalls must be cleaned on a regular basis. Manure must be disposed in the cement area at North end of barn.
9. **No smoking is allowed in the horse barn! Alcoholic beverages are prohibited.**
10. A Horse and Pony Committee Member must be present at the arena before any riding is allowed and sign must state "Open Arena"
11. Only 4-H exhibitors enrolled in horse are allowed to ride **their** horse.
Parents or older 4-H members enrolled in horses may lunge a horse with the 4-H member present if need be for safety purposes.
12. Poor sportsmanship will not be tolerated. Remember, you represent your 4-H club to the public and your fellow 4-H'ers. Sportsmanship WILL be taken into consideration when judging for the Junior and Senior Horsemanship Awards.
13. Once stalls are cleaned and each 4-H'er does their part in the barn area cleanup, horses will be released by the Superintendent. No horses will be released or loaded into trailers before 4 p.m. on Sunday. You must pickup your Coggins paper back from a committee member once your stall has been stripped. All horses will be removed before 6PM Sunday. No cleaning stalls during Parade of Excellence. We want you to attend the Parade of Excellence, show off your trophies and support your fellow 4-H'ers!

Now you are ready to go to the Fair! Put your name on your equipment - take only the supplies you will need. When you arrive at the Fairgrounds, you will need to find your horses stall assignment, give your Coggins test & your horse's emergency contact info to the check in person & after approval, unload & stall your animal. Your paperwork will be returned after your stall has been released by a committee member & the area around the horse barn is cleaned up on Sunday after 4pm.

The following is a guide to let you know what you may need to pack for your horse's 3 day stay at the fair:

Stall:

- _____ Water Bucket w/ hook– NON Breakable
- _____ Feed Bucket – NON Breakable
- _____ Shavings or Straw for bedding
- _____ Hay _____ Grain
- _____ Fan and Heavy-Duty Extension cord if generator is available
- _____ Wheel Barrow
- _____ Rake or Pick to clean your stall
- _____ Scoop Shovel
- _____ Bucket Clips

Tack:

- _____ Saddle
- _____ Bridle
- _____ Saddle Blanket or Pad
- _____ Brushes, Combs, Hoof Picks
- _____ Shampoo and Grooming Products
- _____ Fly Spray (for you and your horse)
- _____ Stall Halter and Lead Rope (you may want to bring an extra of these just in case)
- _____ Show Halter and Chain Lead
- _____ Hoof Polish



First Aid and Misc Supplies:

- _____ Show Clothes with Hats & Boots
- _____ Band Aids
- _____ **Safety Pins**, Small Rubber Bands, Wiping clothes, Tail Wraps
- _____ Vaseline/Antiseptic Cream or Antiseptic Spray
- _____ Trunk or Tack Box to keep supplies in
- _____ Watch or Clock
- _____ Folding Chairs – Step Stool
- _____ Vet Tape and Duct Tape



LaSalle County 4-H and Junior Fair Horse Show - Permission to Participate

The Illinois Equine Liability Act requires sponsors to provide the following warning to participants:

Warning

Under the Equine Activity Liability Act, each participant who engages in an equine activity expressly assumes the risks of engaging in and legal responsibility for injury, loss or damage to person or property resulting from the risk of equine activities.

As parent or guardian of, _____, I am aware that activities involving
Name of Participant

horses, ponies and other equines are associated with the following risks including but not limited to:

1. *the propensity of an equine to behave in ways that may result in injury, harm, or death to persons on or around them,*
2. *the predictability of an equine’s reaction to sounds, sudden movement, and unfamiliar objects, persons, other animals, or other things,*
3. *certain hazards of surface or subsurface conditions,*
4. *collisions with other equines or objects,*
5. *the potential of a participant to act in a negligent manner that may contribute to injury to self or others.*

In addition, this event has the risks of classes involving jumping over obstacles and fences; racing against time obstacles; multiple horses in classes and in/around the barns housing the horses.

I understand that the 4-H Office and Junior Fair Board has taken the following steps to make the LaSalle County 4-H and Junior Fair Horse Show safe for participants, the public and their property: rented and examined obstacles that are safe; encouraged parents to provide adequate supervision of exhibitors; provided volunteer staff who are familiar and comfortable around equine; and provided special insurance through the University of Illinois Office of Risk Management.

I understand and agree to follow these rules.

4-H Participant Signature

I understand the risks associated with this event and I give _____
Name of Participant
permission to participate during the 2021 LaSalle County 4-H Horse Show, scheduled from July 8-11.

Parent/Guardian Signature Date

Extension Staff Representative Date

ILLINOIS 4-H CERTIFICATE OF OWNERSHIP

(To be used only with non-registered horses.)

I certify that I own the horse described below and plan to exhibit said horse at the Illinois State Junior Horse Show.

Signature of 4-H Member

I certify that the above statement is correct.

Signature of Parent/Guardian
(If member is under 18 years of age.)

Name of Horse: _____

Description of Horse:

Color

Height

Markings

Attach Three Photo(s) of Horse: (One photo per side that includes ears to all four hooves and a separate head shot.) Please take pictures of a clean untacked horse, we need to see all markings.

Illinois 4-H Horse Lease

This Agreement is entered into between _____
(Owner) and _____ (4-H member) regarding the horse known as
_____. The term of this lease is from _____ to August 31st
of the current 4-H year. The express purpose of this lease is for training and exhibition at 4-H
functions. Lessee agrees that while the horse is in his/her possession to keep the horse properly
housed, fed and groomed and to maintain any veterinary care that is needed. Lessee and his/her
parents/guardians assume full responsibility for the conduct and behavior of this animal. Lessee
shall also see that any training is done humanely and in the manner of good sportsmanship. If
medical care should exceed \$_____, both parties will meet and discuss the responsibility of
further care. Should the horse die of natural causes and be examined by a veterinarian who
verifies this fact, all parties will be held harmless. If the horse dies from negligence, the Lessee is
held responsible for the full replacement value of the horse. Both parties agree that if the
contents of this agreement are not upheld, the horse will be returned immediately to the Lessor.
The horse is leased for the amount of \$_____ (not less than \$1.00), thereby making this
contract legal and binding.

Owner's Signature (Lessor) _____


4-H Member's Signature (Lessee) _____

4-H Member's Parents/Guardians Signature _____


Date _____

Attach Three Photo(s) of Horse: (One photo per side that includes ears to all four hooves and a separate head shot.) Please take pictures of a clean untacked horse, we need to see all markings.

Pictures should include everything you see in the below samples!



Left side: include all of the horse.



Right side: include all of the horse.



Full front of head.