

McLean County Fair & 4-H Show

4-H Show Entries Due June 28, 2019

I ILLINOIS

Extension

COLLEGE OF AGRICULTURAL, CONSUMER
& ENVIRONMENTAL SCIENCES



July 31 - August 4, 2019



**Miss Morgan Aldridge and Mr. Brock Fitzgerald
2018-2019 McLean County Fair Royalty**

**McLean County Fairgrounds
1106 Interstate Drive
Bloomington, Illinois 61705**



2019 4-H Show Committee Directors



Shelly Prehoda
Horse
4-H Show Chair




Bryan Hoffman
Sheep, Goat & Llama
4-H Show Vice-Chair



Ken Schwoerer
Beef & Dairy
4-H Show Secretary



Bret Birky
Engineering & Technology



Dan Guth
Swine



Doug Larson
Poultry, Rabbits, and
Animal Science



Michael Meyer
Citizenship, Global
Awareness & Visual Arts



Kailey Parks
Food, Nutrition, & Health



Sid Parks
Environment &
Natural Resources



Susan Parrent
4-H Activities



Kevin Poppe
Plant & Soil Science




Marshall Watson
Dogs & My Pet Rabbit



Kathy Weinzierl
Home & Family



Dianne Weer
4-H Alumni



Clayon Thomas
4-H Youth Representative



Lydia Widener
4-H Youth Representative



Genesis Witte
4-H Youth Representative

Welcome to the 2019 McLean County Fair & 4-H Show

The McLean County Fair & 4-H Show serve as a showcase for the exhibits of 4-H members and youth of McLean County. A long-standing tradition, the McLean County Fair's success has developed due to the cooperation between 4-H youth, 4-H families, 4-H volunteers, Extension Council, Extension Staff, McLean County Farm Bureau, Fair Board, and the 4-H Show Committee.

We welcome each of you to the McLean County Fairgrounds! Our best wishes and thanks to you, the exhibitors, and visitors of the 2019 McLean County Fair & 4-H Show. We hope you enjoy the week!

McLean County Fair
1106 Interstate Drive
Bloomington, IL 61705
(309) 663-6497
www.mcleancountyfair.org

University of Illinois Extension
McLean County
1615 Commerce Parkway
Bloomington, IL 61704
(309) 663-8306
go.illinois.edu/LMW

McLean County Fair Board Members

Mark Hines, President
Brian Dirks, Vice President
J.C. Zimmerman, Secretary
Carl Neubauer, Treasurer
John Burkhart
Darren Davis
Marie Denzer-Farley
Fred Grieder
Arin Rader
Kyle Rafferty
David Schuler
Matt Witte

Livingston, McLean & Woodford Extension Council

ReaJean Kuntz
Jenny Larkin
Sherri Schlatter
Dustin Smith
Sara Craft
Tom Creswell
Ed McKibbin
Shirley Blackburn
Emily Schirer
Paul Wilkins

Awards given at the McLean County 4-H Show are made possible by generous donations of individuals and businesses in our community. We would like to thank all of our sponsors. For information about becoming a sponsor, please contact the McLean County Extension Office at the address above.

*University of Illinois | U.S. Department of Agriculture | Local Extension Councils Cooperating
University of Illinois Extension provides equal opportunities in programs and employment.
If you need a reasonable accommodation to participate in this program, please contact us.
Early requests are strongly encouraged to allow sufficient time for meeting your access needs.*

Contents

General Information

Calendar of Events.....	1-3
4-H Activities.....	4-5
McLean County 4-H Alumni Activities.....	6
4-H Champion Showcase.....	7-8
McLean County Fair & 4-H Show Rules & Regulations.....	9-11
General Livestock Rules & Regulations.....	12
4-H and Junior Show Rules and Regulations.....	13-14
McLean County Pride.....	15
Livestock Health Requirements.....	16-19
Showmanship Classic Contest.....	56
4-H General Projects Department Information.....	57
State Fair Information.....	57-58
Tractor Operator Contest – Junior Show.....	131
McLean County Fair Royalty Contest & Scholarship.....	132
Map, Admission, Entertainment.....	133-135

Animal Exhibition Opportunities, pages 20-56

Beef.....	20-22
Dairy.....	23-25
Goats.....	26-29
Horse & Pony.....	30-38
Llamas.....	39
Poultry.....	40-44
Rabbits.....	45-47
Sheep.....	48-53
Swine.....	54-55

General Project Opportunities, pages 60-131

Aerospace.....	59-61
Animal Science & Veterinary Science.....	61-62
Bicycle Safety Rodeo.....	62
Cats.....	63
Child Development.....	64-65
Civic Engagement.....	65
Service Learning.....	66

Club Booths.....	66
Clothing & Textiles.....	67-71
College & Career Readiness.....	72
Communications/Public Presentation.....	72-74
Computer Science.....	75-76
Consumer Education.....	77
Crops.....	78-80
Crop Plots.....	80
Dogs/Dog Agility	81-85
Electricity.....	86-87
Entomology General.....	88
Entomology Beekeeping.....	89
Exploratory.....	90
Food Demonstrations.....	90
Food, Nutrition & Health.....	91-97
Forestry.....	98
Geology.....	98-99
Geospatial.....	99-100
Grounds Improvement.....	100
Horticulture: Floriculture.....	100-103
Horticulture Vegetable Gardening.....	103-105
Herb Gardening.....	105
Intercultural.....	105
Interior Design.....	106-107
Leadership.....	107-108
Natural Resources & Outdoor Activities.....	108-109
Photography.....	109-110
Plant & Soil Science.....	111
Read & Write – A – Book.....	111-112
Robotics.....	112-113
Shooting Sports.....	113
Shooting Sports Match.....	114
Small Engines.....	115
Small Pets/My Pet Rabbit.....	116
Theater Arts.....	117
Garden Tractor Safety & Operation.....	118
Tractor Project Display.....	118
Antique Farm Equipment Restoration.....	119
Video Filmmaking.....	119-120
Visual Arts.....	121-128
Weather.....	128
Welding.....	129
Woodworking.....	130

2019 Calendar of Events

Saturday, May 4	Public Presentation Judging
Friday, June 28.....	Fair Entries Due by 4:30 p.m.
Monday, July 8.....	Rabbit Tattooing and Poultry Testing
Saturday, July 13.....	Shooting Sports Fair Match – Rifle, Pistol and Shotgun
Tuesday, July 16.....	Shooting Sports Fair Match – Archery
Saturday, July 27	Fair Set-Up

Tuesday, July 30

Noon	Livestock permitted on grounds (excluding llamas)
5:30-7:30 p.m.	Check-in for most exhibits (Some plants, vegetables, foods, beef, dairy, goats, sheep, llamas and swine Check-in Wednesday – see individual sections for correct times.)
6-7:30 p.m.	Horse check-in with Coggin’s Test and helmets
8 p.m.	Flag raising
8:15 p.m.	Horse exhibitor meeting

Wednesday, July 31

7-8:30 a.m.....	Flowers, Vegetables check-in
7-8:30 a.m.....	Some foods check-in
8 a.m.....	Welding judging, Llamas must be in place and checked in
9 a.m.....	Judging of most 4-H exhibits division classes <i>(Refer to individual project sections for specific times and locations-some begin at 8:30 a.m.)</i>
9 a.m.....	Llama and Rabbit judging, My Pet Rabbit judging
10 a.m.	Horse English judging
Noon	Small Pets judging
1 p.m.	Robotics judging
2-5 p.m.	Swine weigh-in
5 p.m.....	Beef, Dairy, Goats, Sheep and Swine must be in place for check-in
5 p.m.....	Flower arranging activity judging
5 p.m.	Sheep & Goat exhibitor meeting
5-8 p.m.....	Beef weigh-in and Beef Cattleman Award Written Test
6:30 p.m.	Introduction of 4-H Show Committee, Alumni Awards and Golden Clover Awards
7 p.m.	McLean County Fair Royalty Contest

Thursday, August 1

8 a.m.	Horse Dressage judging
8 a.m.....	Breeding Swine and Swine Showmanship judging
8:30 am.	Dairy judging
9 a.m.....	Poultry judging
12:30 p.m.....	Beef judging
1 p.m.....	Horse jumping classes
1 p.m.....	Cloverbud Project Show and Tell

- 1 p.m..... Master Shepherd Interviews
- 1- 2 p.m.....Market Lamb and Meat Goat Wether weigh-in
- 2 p.m..... Cloverbud Fair Tours
- 3:30 p.m..... Check-in for Cloverbud Lympics, activity begins at 4 p.m.
- 4:30 p.m..... Check-in for 4-H Lympics, activity begins at 5 p.m.
- 5 p.m..... Sheep Trimming/Shearing judging, Beef Cattleman interviews
- 6:30 p.m.Cattle, Goat, Sheep Costume judging & Sheep leadline
- 7 p.m.....Share the Fun

Friday, August 2

- 8 a.m..... Dairy Goat, Horse
Western Halter/Showmanship/Trail, Market Barrow judging
- 9 a.m..... Poultry judging
- 9 a.m..... Dog Agility
- Noon.....Dog judging
- 4:30 p.m..... State Fair Question & Answer Session
- 5 p.m.Horse Costume contest
- 6 p.m..... Wether Dam/Sire and Market Lamb judging
- 8-10:30 p.m.4-H Teen Cookout (Age 13 and older)

Saturday, August 3

- 8 a.m.Breeding Sheep, Horse Western Pleasure
- 9 a.m.Cat judging
- 9 a.m..... Jr. Show Tractor
Operator Contest, Bicycle Safety Rodeo: Practice - 9 a.m., Rodeo - 10 a.m.
- 10:30 a.m.....Foods, Nutrition, Health: Action Presentations Judging
- 9-11 a.m..... Style Revue practice
- Noon-1 p.m..... Check-in-Alumni Sponsored
Alumni Bake - Off, Bread/Pie Auction following Senior Style Revue
- 12:30 p.m. Junior Style Revue lineup
- 1 p.m..... Junior Style Revue, Rocket launch
*Senior Style Revue will begin 15 minutes after Junior Style Revue Alumni
Sponsored Bake-off Auction will follow the Sr. Style Revue*

Good Luck 4-Hers!

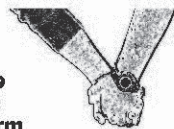


Bake Off Contest & Auction
Saturday, August 3
Our main fundraiser for the year!



All Timeless Clovers Invited**
Happy Hour
Featuring Root Beer Floats
Friday, Aug 2, 5-7 pm

Save the date: Sept 19
Annual Fall Cookout
Ropp Jersey Cheese Farm



**Anyone who supports the 4-H program and is past 4-H age may be considered a member of Timeless Clovers.

McLEAN COUNTY 4-H ALUMNI
TIMELESS CLOVERS

5 p.m.	Showmanship Classic
5:30 p.m.....	State Fair Question & Answer Session
5:30 p.m.....	Horse Scholarship and Awards
6 p.m.....	Horse Pole Bending, Barrels Race

Sunday, August 4

8-10 a.m.....	Livestock Release Time (Beef, Dairy, Swine, Goats, Sheep, Poultry, and Rabbits)
9 a.m.....	Horse Release Time
10 a.m.....	Non-Denominational Worship Service
11:15 a.m.....	State Fair Question and Answer Session
11:30 a.m.	Flag Lowering
Noon-2 p.m.	4-H General Project Release

Friday, August 9

McLean County's Show Day at Illinois State Fair

4-H Activities

DirectorSusan Parrent

Cloverbud Lympics

Check-in on Thursday, August 1 at 3:30 p.m. Activities begin at 4 p.m.
Pre-register online or arrive by 3:30 p.m. the day of the event.
Swine Barn

Rules:

1. Open to all Cloverbud clubs.
2. Pre-registration is encouraged but not required. Pre-register at <http://tinyurl.com/mcf-4hactivities-2019>. If you do not pre-register, arrive by 3:30 p.m. of the event.
3. Fun games for youth ages 5-7.

4-H Lympics

Check-in Thursday, August 1 at 4:30 p.m. Activities begin at 5 p.m.
Pre-register online or arrive by 4:30 p.m. the day of the event.
Grass area north of Swine Barn

Superintendent..... Jill Parrent, Susan Parrent

Rules:

1. Open to all 4-H clubs and members.
2. All 4-H club teams are encouraged, but not required to pre-register for this event. Pre-register at <http://tinyurl.com/mcf-4hactivities-2019> If you do not pre-register, arrive by 4:30 p.m. the day of the event.
3. Teams consists of 5-10 4-H members. Two adult volunteers are needed per team – one to coach the team and one to assist superintendents as a line judge. Two clubs may combine to form a team.

Awards Presented:

1 st Place - \$30	2 nd Place - \$20
3 rd Place - \$15	4 th Place - \$10

Share the Fun

Thursday, August 1, 7 p.m.
Pre-register online or arrive by 6:30 p.m. the day of the event.
Cloverleaf Auditorium located in Cloverleaf Hall

Superintendent..... Susan Parrent

Share the Fun is an opportunity for 4-H members to showcase their talents through the performing arts. This can include, but is not limited to music, dance, skits, and comedy. 4-H related topics or themes are not required in your talent. There are entry opportunities for clubs and individuals.

Rules:

1. There will be two divisions: Club/Group and Individual.
2. All 4-H members may enter once as an individual and/or once with a group.
3. Acts can be no longer than **five minutes**.
4. Pre-registration is encouraged but not required. Pre-register at <http://tinyurl.com/mcf-4hactivities-2019>. If you do not pre-register, arrive by 6:30 p.m.

Awards Presented:

1 st Place - \$25	2 nd Place - \$15
3 rd Place - \$10	

Cloverbud Booths

Check-in from 4-6 p.m. on Wednesday, July 31 in Cloverleaf Hall

Judged at 9 a.m. on Thursday, August 1

All Cloverbud clubs may enter a club display that highlights Cloverbud activities done in the current year. For a Cloverbud club to have a booth at the fair, the club must register at <http://tinyurl.com/mcf-4activities-2019> no later than 4:30 p.m. on Friday, June 28. Exhibits should not exceed 3' x 3' floor space and should include club name. Club must provide all equipment.

Cloverbud Show and Tell

1 p.m. on Thursday, August 1 in Cloverleaf Hall

This is a fun event for Cloverbuds to show off what they have learned this year. Members may bring an item they have made or a poster illustrating something learned in Cloverbuds. Each participant will have a few minutes to tell the audience about the item or poster, what they learned this year, and their favorite thing about being a Cloverbud. This event is open to the public and will be held in Cloverleaf Hall. All Cloverbuds will receive a participation ribbon. Cloverbuds interested in participating should meet at the fair office in Cloverleaf Hall.

Cloverbud Fair Tour

2 p.m. in Thursday, August 1

Meet in Cloverleaf Hall

Cloverbuds will receive a fun, interactive tour of the fairgrounds led by experienced 4-H members. They will visit all the different project areas and learn about many opportunities available when they join 4-H.

Young At Heart Day

Thursday, August 1

Free gate admission until Noon

For those age 60 and over!

Musical entertainment from 8:30-11 a.m.

Door Prizes

Senior Organizations with Educational Information and Health Testing

Young At Heart Sponsored by

**McLean County HCE
Committee**

Cindy Kelley, Kathleen Emery, Donna LaMar, Kathryn McNeely, Pat Pulokas,
JoAnn Hart, Nancy O'Neal, Joyce Schneider

McLean County 4-H Alumni – Timeless Clovers

4-H Alumni Liaison.....Dianne Weer

Timeless Clovers 4-H Alumni Booth

Located in Cloverleaf Hall

McLean County volunteerism display.

Wednesday, 7 a.m. – 8 p.m.

Thursday – Saturday, 8 a.m. – 8 p.m.

Ice Cream Sundae Booth

In front of Mini Expo (Rabbit/Poultry Barn)

Wednesday – Saturday, 11 a.m. – 9 p.m.

4-H Alumni Sponsored Bake - Off

Cloverleaf Auditorium

Saturday, August 3. Check in Noon – 1 p.m. and judging 1 – 3 p.m.

Presentation of Awards and Auction following Sr. Fashion Revue

Only Adults past 4-H ages are allowed to enter the Bake - off.

Categories:

Cakes

Cookies – one dozen

Candy – 12 pieces

Pies – Cherry, apple, all other fruit

Quick Breads

Yeast breads

Gluten Free

All Other Desserts – Buckles, cobblers, crisps, bars

PLEASE NOTE: All entries should be placed in a disposable container.

All entries will be auctioned off. No cheesecakes or dairy needing refrigeration.

Non-Denominational Worship Service

Located in Mini Expo (Rabbit/Poultry Barn)

Sunday at 10 a.m.

2019 4-H Champion Showcase

The 2019 McLean County 4-H Show will recognize hundreds of special winners with 4-H Champion Showcase awards. This award program will provide many class, breed, or other special 4-H show winners with extra recognition and cash awards above the traditional premium awards for 4-H members.

Showcase Guidelines –

1. Varying levels of award amounts are offered throughout the 4-H classes ranging from \$5 up to \$400. Only Best of Class and Reserve Best of Class projects are eligible to compete for these awards. The 4-H Livestock Division categories are noted in the fair book with a bold print “**4H**” followed by a number in parentheses. For classes in the 4-H Exhibits Division, all 4-H classes, (unless otherwise noted), are eligible for a **Best of Class award of \$15 and Reserve Best of Class award of \$5 ONLY IF the exhibit receives an “A” rating**. Some 4-H class categories are eligible for a **Best of Show award of \$20 and Reserve Best of Show award of \$10 and those are indicated by [4H20/10]**. Judges decisions determine showcase awards.
2. The U of I Extension Office will award Showcase dollars based on the total available donation funds from the McLean County Extension Service Foundation. The award amount may be less than the amount listed in the fair book if sufficient funds are not raised.
3. Sponsors are recognized by the following categories:
 - Emerald Sponsor (\$2,500 and up)
 - Diamond Sponsor (\$1,000 to \$2,499)
 - Gold Sponsor (\$500 to \$900)
 - Silver Sponsor (\$250 to \$499)
 - Bronze Sponsor (less than \$250)
4. Winners may collect recognition and awards in more than one category.
5. Every effort will be made to highlight the winners with enhanced display areas at the fair. Champion Showcase awards are identified in the fair book by the following examples:
 - [4H20/10]** = \$20 Best of Show, \$10 Reserve Best of Show
 - [4H5]** = \$5 Award
 - [4H50]** = \$50 Award
 - [4H400]** = \$400 Award

4-H Champion Showcase Sponsors

Donations received between September 2018 and April 2019

Emerald Sponsors

(Donations between \$2,500 and over)

Diamond Sponsors

(Donations between \$1,000 and \$2,500)

Compeer Financial
Evergreen FS, Inc.
Bloomington Meats

Gold Sponsors

(Donations between \$500 and \$999)

McLean County 4-H Timeless Clovers

Silver Sponsors

(Donations between \$250 and \$500)

Commerce Bank
Country Financial McLean County Agency
Bane Family Pork Farm
Bob Kruger Family
Brunswick Animal Hospital
K-Farms, Inc.
Jim Walker

Town and Country Kennel Club
Earlybird Grain and Fertilizer Service
Brian & Molly Loeffler
Rose and Dan Harms
Corn Belt Kennel Club
Progressive Prairie Inc.

Bronze Sponsors

(Donations less than \$250)

Alecia Anderson
Avanti's Italian Restaurant
Bachman Family
Barbara & Richard Jurgens
Barbara Perry
Betty Connour
Blain's Farm & Fleet of
Bloomington
Brian Basting
Bryce & Courtney Hoffman Family
Carl's Ice Cream
Carol & Russell Johnson
Cindy & Ed Kelley
Corn Belt Kennel Club
Craig S. Bidner
Crop Tech Consulting, Inc.
Cross Implement, Inc.
Dan Kerber Family
Danvers Industrial Youth 4-H
David & Susan Baker
David Schwartz
Dennis & Mary Ella Mennenga
Diana Ropp
Dianne Weer
Doug & Janet Short & Family
Dick Ream Family – Champion
Hampshire Gilt
Dr. Gary & Sandy Pearl
Elderado Ranch
Feese Insurance Agency, Inc.
FM Berkshires
Gordon Ropp
Gridley Golden Banner
Greg & Kate Rodriguez
Hands All Around Quilt Guild

Harms Show Lambs
Hearts & Hoofbeats 4-H Club
In Memory of Dr. Gordon Kruger
In Memory of Holly Karr
In Memory of Joe Dalton
In Memory of Linda Oliver
In Memory of Robert Reimer
Jean Schmidt
Jeanie Wager
Jenny Webb
Jerry Hoffman Family
Jim & Joan Smith
Jim, Carla & Courtney Wright
Jon & Joyce Scholl
Joseph & Rosemary Toohill
Kathy, Gracie, Hannah, Claire
Weinzierl
Kathleen Emery
Kay Richardson
Kent & Karen Meister
Krawcyk Family
Laura & Jessica Busse
Larry & Donna Ryan
LeRoy 4-H Club
Lexington American Legion -
Elmo F.
Marion & Jeanne Shire & Family
Mary & Marshall Watson
McLean County Association for
Home & Community Ed.
McLean County Pheasants
Forever
McLean County Soil & Water
Conservation District
Miller Janitor Supply

Montel B. Metzeger Insurance
Agency
Nancy, Keith & Amanda Erickson
Olympia Pacesetters 4-H Club
Pam & Dan Kelley
Paul & Karen Kieser
Parks Family
Peterson Critter Ranch
Pioneer LeRoy Production Plant
Rafferty Farms
Randall & Diane Lloyd
Randolph Cooperative Grain Co.
Rick & Pam Munster
Robert Gillis Family
Roland & Diana Frerichs
Gerry, Ruth, Phillip Poppe
Prehoda Family
Silverleaf Let's Go 4-H Club
Stylistics 4-H Club
Steve and Kim Myers
The Copy Shop
The Froidcoeur Family
The Standford Grain Co.
Tim C. Kraft
Tim Killian
Todd Ashbrook
Towanda Busy Bees 4-H
Town & Country Kennel Club
Wallace & Betty Ann Yoder
Family
Wayne Builtta Family
Wick Farm – Lorene Wick &
Family
Windy Ridge Farm: Greg & Chris
Mohr

McLean County Fair & 4-H Show Rules & Regulations Entries & Exhibits

1. Entries in all departments shown at the **McLean County 4-H Show**, except showmanship classes, must be registered by June 28, 2019 on <http://mclean4-hfair.fairentry.com>. **Late entries will not be accepted.**
2. Please see page 13 for age eligibility of 4-H and Jr. Show Livestock, and page 57 for age eligibility for 4-H Exhibits.
3. Each exhibit must be the current year's 4-H work (September 2018 - July 2019) and made or cared for by the exhibitor. All exhibits are individual projects and are prepared by one exhibitor, unless otherwise stated.
4. Exhibits must be placed and ready for exhibition according to the fair book. Superintendents will check in the exhibits. All exhibits are entered at owner's risk.
5. Exhibitor may show only one exhibit per class unless otherwise stated in the fair book. Member must be enrolled in appropriate 4-H curriculum by April 15 to exhibit in correlating class at the fair, unless otherwise noted.
6. **Unless otherwise noted, the maximum poster size for exhibits is 22" x 30" Maximum display size is 24" wide x 15" deep x 36" high. Omit title boards from display boards. Notecards accompanying exhibits cannot exceed 4"x 6" unless otherwise noted.**
7. **No exhibits can be removed from the exhibit area** before the published release time without the written permission from the 4-H Show Committee chair, their designate and County Director. Emergency permission during the show can also be granted by direct order from the county veterinarian or the approval of a staff member from University of Illinois Extension McLean County with the concurrence of the appropriate superintendent or the 4-H show director overseeing the affected project. Early released projects will not be allowed to return. **Failure to comply will result in that 4-H member not being permitted to show in that project area the following year and will not be eligible for premiums during the current year.**
8. No name signs are to be moved without permission from the superintendent.
9. **The judge's decision is final in all classes.**
10. Premium checks will be mailed to the 4-H member following the fair and upon receipt of funds from the Department of Agriculture.
11. 4-H youth can only receive ONE premium per class.
Disclaimer: "The Department of Agriculture shall use its best efforts to secure sufficient appropriations to fund premiums. In any year for which the General Assembly of the State of Illinois fails to make an appropriation sufficient to pay such premiums, premium amounts may not be accurately reflected in this Premium Book."
12. A youth who enrolls in a 4-H club/group, but fails to attend at least **three** 4-H activities sponsored by the club/group is not eligible to take part in the McLean County 4-H Show.
13. If you need a reasonable accommodation to participate in the McLean County 4-H Show, please contact Bobbie Lewis-Sibley, County Director, at least two weeks prior to the event at the McLean County Extension Office at (309) 663-8306.
14. The Junior Show is a Livestock Show ONLY. The 4-H Show allows youth to exhibit in Livestock classes and General Projects classes. Registration for the Junior Show does NOT register youth for the McLean County 4-H Show and 4-H Livestock Classes.
 - a. **Youth will not be eligible for Junior Show premiums unless they register for the Junior Show at (www.mcleancountyfair.org).**
 - b. **Youth will not be eligible for 4-H premiums, 4-H awards, or 4-H Champion Showcase Premiums unless they register projects by April 15 on 4HOnline and June 28 for the 4-H Show at <http://mclean4-hfair.fairentry.com>.**

Conference Judging Rules

1. Exhibitor must be present for conference judging of project.
2. If exhibitor is not present there will be a lowering of one letter rating.
3. Prior approval is required by 4-H Educator if exhibitor is not able to conference judge.
4. Please be prepared to discuss the goals and objectives of the project and be able to describe the methods and processes used to produce the exhibit.

Supervision of the Grounds & Show

1. The general supervision of the grounds is vested in the board of directors of the McLean County Fair.
2. All 4-H wristbands MUST be attached on wrist at ALL TIMES by 4-H members, Leaders, and Superintendents while on the Fairgrounds. Wristbands will be used for entry at the gate each day, no other forms of fair passes will be distributed. Wristbands will be distributed prior to the fair.
3. Exhibitors remaining on grounds at night must present their credentials to authorities on request and conduct themselves according to the rules outlined by the authority present. Any failure to comply with such request of the authorities will prohibit the exhibitor from showing. This rule will be rigidly enforced. **All exhibitors staying overnight MUST comply with the Camping Rules.**
4. The rules and guidelines of the fair book will be executed by Extension staff in conjunction with the 4-H Show Committee, who will have immediate charge of the exhibitors on their arrival, direct them to their proper places, and see that none of the rules are violated with impunity.
5. Diligence will be used by the officers of the McLean County Fair Association Board and University of Illinois Extension to prevent injury or loss of articles on exhibition, but will not be responsible should any occur.
6. No parking will be permitted in the building area after 8 p.m. on Tuesday, July 30. Violators are subject to towing.
7. No alcoholic beverages will be permitted on the fairgrounds, except in restricted areas and at designated times as determined by the McLean County Fair Board. Anyone in violation of this rule will be required to leave the fairgrounds. Non-compliance by an exhibitor may result in the disqualification of an exhibitor's exhibit and forfeiture of all ribbons, premiums, and awards.
8. Unofficial golf carts/carts, dogs, bicycles, and roller blades are not allowed on the fairground without fair manager authorization. Exhibition dogs and bicycles are allowed on their day of show and confined to the exhibition areas only.
9. The McLean County Fair Association and McLean County Extension Office reserves final and absolute rights to interpret these rules and regulations and to arbitrarily settle and determine all matters, questions or differences in regard thereto. It further reserves the right to amend or add to these rules as in its judgment it may determine. The 4-H Show Committee may also combine, divide or eliminate classes as seen fit.
10. No smoking is permitted within 15 feet of the exhibition buildings or barns.

Camping Rules and Regulations

1. All 4-H and Junior Show exhibitors ("Campers") wishing to sleep overnight on the fairgrounds between the hours of midnight and 8 a.m. from Tuesday, July 30, 2019 through Sunday, August 4, 2019 must have a parent complete a camping application.
2. All overnight camping applications must be submitted and approved by the McLean County Fair management. This approval notice must be displayed on the camping unit at all times while on the fairgrounds.
3. All 4-H and Junior Show exhibitors camping overnight must be under the direct supervision of a parent in attendance. It is permissible for one parent to be responsible for a maximum of four (4) exhibitors. At least one of the exhibitors must be a child of the supervising parent. All parents will be required to list, at the time of purchasing camping space, the names of the exhibitors for which they will be responsible.
4. Any changes of the information or names on this form (including parents or 4-H campers) must be reported and approved in writing by the McLean County Fair office each day before camping will be allowed.
5. A \$15 per night camping fee will be assessed for each camping unit. Registration and payment is required on day of arrival in the McLean County Fair office. The same fee applies to each camping unit, regardless of camping equipment used.
6. All Campers must wear a designated 'camping' wristband provided by the McLean County Fair office at all times while on the fairgrounds.
7. All camping units must be placed in an area designated by the McLean County Fair office. One vehicle will be allowed to park in the camping area at any time.
8. All Campers are responsible for keeping their campsite neat and clean. All trash and waste must be disposed of in an approved manner. Dumping black/gray water directly on the ground is prohibited.
9. No alcoholic beverages, narcotics, tobacco, or illegal substances of any kind are permitted on the fairgrounds. Anyone in violation of this rule will be required to leave the fairgrounds. Non-compliance by an exhibitor may result in the disqualification of an exhibitor's exhibit and forfeiture of all ribbons, premiums, and awards.
10. No campfires of any sort are allowed.
11. Campers are responsible to provide all electrical cords. Extension cords used to distribute power to electrical machines shall be rated 15 amps minimum and must contain ground wire. Cords not meeting these requirements shall be disconnected immediately from the power supply and required to meet the standards before reconnecting.
12. No modifying of electrical outlets is permitted. No electrical cords shall cross any roadways.
13. A curfew of 11 p.m. will be enforced to create 'quiet hours' between 12-6 a.m. A security guard will monitor the area to enforce curfew.
14. No dogs or pets are allowed on the fairgrounds. Exhibition dogs are only allowed on their day of show. No dogs or pets allowed in the camping area one hour preceding 'quiet hours' and one hour after 'quiet hours'.
15. Anyone who violates the above rules or displays undesirable conduct, as determined by the McLean County Fair or security personnel for the McLean County Fair, will be required to leave the fairgrounds that night. The supervising parent of the released camper shall meet with the McLean County Fair manager the next business day.
16. Non-compliance with these rules may also result in the disqualification of an exhibitor's exhibit and forfeiture of all ribbons, premiums, and awards.

General Livestock Rules and Regulations

1. Livestock exhibits will be permitted on the grounds at Noon on Tuesday, July 30 and must be in place by 5 p.m. on Wednesday, July 31. Horses will be checked in from 6-7:30 p.m. on Tuesday, July 30. Swine will be checked in between 2-5 p.m. on Wednesday, July 31. Please see project pages for arrival and dismissal times for dogs, cats and llamas.
2. The online 4-H Quality Assurance and Ethics Certification is required for all youth who enroll in the following animal science projects: beef, swine, sheep, dairy, horse, goats, poultry, rabbits, dogs, cats, small pets, and all Animal Science poster projects. Failure to complete QAEC by July 1 will result in the member's animal science project enrollment being cancelled and they will be ineligible to exhibit in the McLean County Show and Illinois State Fair. The training is available online at: <http://web.extension.illinois.edu/qaec/>. **The exhibitor must have written documentation providing ownership or lease of the animal being shown.**
3. All required Certificates of Veterinary Inspection (health papers) must be inspected by the Swine Superintendents during check-in.
4. Registration papers or transfers must show ownership by the exhibitor. The registration papers may also include the names of immediate family members. No partnership registration papers between families will be accepted. See Horse section on page 31 for horse ownership and leasing rules.
5. **Physical Abuse Statement:** The Illinois Humane Care for Animals Act prohibits physical mistreatment of animals. The use of electrical shock, manual striking of livestock, or withholding feed and water are considered direct violations of this act. The presence of any type of equipment to induce electrical shock in the exhibition area will be considered as intent to inflict electrical shock on animals under care of the person with the equipment. People found mistreating livestock will be prohibited from exhibiting, dismissed from the fairgrounds and ineligible to receive 4-H premiums and showcase.
6. Animals that are uncontrollable or exhibiting vicious behavior will be dismissed from the show ring at the discretion of the superintendent. At the County Director and Show Director's discretion, animals may be dismissed from the fairgrounds for unsafe behavior.
7. Exhibitors must wear appropriate attire when exhibiting animals. A shirt with a collar, tucked in at the waist and closed-toed shoes will constitute appropriate attire. Shorts are not considered appropriate. Failure to conform to this rule will result in dismissal from the show ring at the discretion of the Show Director.
8. All animals must be shown in the judging ring by the owner unless otherwise authorized by the Show Director. No one will be allowed in the show ring except exhibitors exhibiting, officers, superintendent or persons designated by officers of the 4-H Show.
9. Each exhibitor must be on time in showing his or her animal. Class shows will not be delayed because of the absence of any exhibitor.
10. Each exhibitor will be directly responsible for keeping pens and stables clean and bedded. Feed, bedding, water pails, feed boxes, and other equipment must be furnished by the exhibitor and stored neatly. Exhibitors will also be responsible for tearing down pens and cleaning up their area after the fair.
11. Breed associations are entitled to two representatives in the show ring during the presentation of trophies.
12. **After unloading livestock, please park trailers north of the chain link fence on the north end of the fairgrounds. Trailers not parked in designated area by 11 p.m. on Wednesday, will be subject to towing.**
13. All exhibitors with livestock projects are required to use one of the following for bedding: shavings, sawdust, straw, or other material as approved by the show director.

4-H Livestock Show Rules and Regulations

Youth who are 8 years of age and have not reached their 19th birthday on or before September 1, 2018, may enroll in 4-H clubs. The class structure and show times will be the same for both the 4-H and Junior Show. Junior show class numbers appear in parenthesis immediately following the name of the 4-H class. Junior and 4-H Show classes will be called by Junior Show class numbers as the 4-H Shows classes are conducted (subclasses may be created to accommodate all exhibitors in a particular class). **4-H members are NOT automatically entered in the Junior Show; to be in the Junior Show all 4-H members must register online at www.mcleancountyfair.org, using the corresponding Junior Show class numbers. Likewise, enrolling in the Junior Show does not automatically enter a youth into the 4-H Show.** Rules for the 4-H Livestock Divisions will apply as outlined in this section. All animals in 4-H classes will be awarded an A,B or C placing, premium and may eligible for additional awards through the Champion Showcase program. To be eligible for these awards youth MUST register for the 4-H Show by June 28 at <http://mclean4-hfair.fairentry.com>.

Premiums for the 4-H Show Livestock Classes: A - \$5 B - \$3 C - \$1

Junior Show Rules and Regulations

The Junior Show is open to youth who reside in McLean County, or belong to a McLean County 4-H Club, and who're 8 years of age and not yet 19 years of age on or before September 1, 2018. **Junior Show class numbers can be found in parenthesis immediately following the 4-H Class name. All entries must be made by the exhibitor online at www.mcleancountyfair.org.** Premium checks will be distributed by the U.S Postal mail following the fair. **Enrolling in the Junior Show does not automatically enter a youth into the 4-H Show. 4-H Show entries must be made by June 28 at <http://mclean4-hfair.fairentry.com>.** Showcase money, plaques/trophies are awarded by the 4-H Show, youth will not receive these awards if they are only enrolled in the Junior Show division. McLean County Fair has the authority to interpret and make changes to these rules after publication of the fair book.

Premiums: McLean County Junior Show Livestock Classes

Department - Beef Cattle

Placing:	1st	2nd	3rd	4th	5th	6th	7th	8th	9th	10th
Premium:	\$30	28	26	24	22	20	18	16	14	12

Department - Dairy Cattle

Placing:	1st	2nd	3rd	4th	5th	6th	7th	8th	9th	10th
Premium:	\$30	28	26	24	22	20	18	16	14	12

Department - Sheep

Placing:	1st	2nd	3rd	4th	5th	6th	7th	8th	9th	10th
Premium:	\$15	14	13	12	11	10	9	8	7	6

Department - Swine

Placing:	1st	2nd	3rd	4th	5th	6th	7th	8th	9th	10th
Premium:	\$15	14	13	12	11	10	9	8	7	6

Department - Poultry

Placing:	1st	2nd	3rd	4th	5th	6th	7th	8th	9th	10th
Premium:	\$8	7.50	7	6.50	6	5.50	5	4.50	4	3.50

Department - Rabbits

Placing:	1st	2nd	3rd	4th	5th	6th	7th	8th	9th	10th
Premium:	\$8	7.50	7	6.50	6	5.50	5	4.50	4	3.50

Department - Horses, Ponies, Mules, and Donkeys**Placing Classes****(1701-1812):**

	1st	2nd	3rd	4th	5th	6th	7th	8th	9th	10th
Premium:	\$12	11	10	9	8	7	6	5	4.50	4

Placing Classes**(1813- 1826):**

	1st	2nd	3rd	4th	5th	6th	7th	8th	9th	10th
Premium:	\$8	7.50	7	6.50	6	5.50	5	4.50	4	3.50

Department - Goats**Placing Classes:**

	1st	2nd	3rd	4th	5th	6th	7th	8th	9th	10th
Premium:	\$12	11	10	9	8	7	6	5	4.50	4

Department - Tractor Operator Contest**Placing Classes:**

	1st	2nd	3rd	4th	5th	6th	7th	8th	9th	10th
Premium:	\$15	14	13	12	11	10	9	8	7	6

All 4-H Awards will be awarded to McLean County 4-H

Premium-eligible members only. In the event a non-4-H entry places higher than a 4-H entry, the 4-H member will be given the award and be recognized as the award winner. If youth want to participate in both the 4-H Show and the Junior Show, and be eligible for both shows awards they MUST complete registration for both shows.

McLean County Pride

In an effort to support the McLean County Livestock industry, the McLean County Fair created and supports McLean County Pride. McLean County Pride recognition is available to qualifying animals in these divisions of the McLean County Fair Junior Show. All animals in pair/group classes must be Pride eligible to compete.

Beef
Dairy
Goats
Sheep
Swine

To be eligible, the animal must:

BE BORN IN McLEAN COUNTY
OR BORN UNDER THE OWNERSHIP OF A McLEAN COUNTY 4-H MEMBER
AND MUST BE MAINTAINED AND EXHIBITED BY AN EXHIBITOR IN THE McLEAN COUNTY 4-H SHOW.

Proof of eligibility will be determined by registration certificate presented at the time of check in Wednesday, July 31. Market animals and commercial breeding livestock that qualify for McLean County Pride recognition and do not have a registration certificate must prove eligibility by presenting a completed "McLean County Pride Eligibility Form" at check-in. The form is available at the McLean County Fair Office or can be downloaded from the McLean County Fair webpage at: www.mcleancountyfair.or/JrShow.

Awards for McLean County Pride

<u>Division</u>	1st	2nd	3rd	4th	5th	6th	7th	8th	9th	10th
Beef:	\$15.00	14.00	13.00	12.00	11.00	10.00	9.00	8.00	7.00	6.00
Dairy:	\$15.00	14.00	13.00	12.00	11.00	10.00	9.00	8.00	7.00	6.00
Goats:	\$6.00	5.50	5.00	4.50	4.00	3.50	3.00	2.50	2.25	2.00
Sheep:	\$7.50	7.00	6.50	6.00	5.50	5.00	4.50	4.00	3.50	3.00
Swine:	\$7.50	7.00	6.50	6.00	5.50	5.00	4.50	4.00	3.50	3.00



For Health Requirement Information:
Illinois Department of Agriculture Bureau of Animal Health
State Fairgrounds P.O. Box 19281
Springfield, IL 62794-9281
Phone (217) 782-4944

2019 Exhibition Livestock Health Requirements County Fairs

Please Note: Only those rules applying to the McLean County Fair, due to ownership requirements and classes offered, are listed here. The entire list of requirements are available from the Illinois Department of Agriculture or <https://4h.extension.illinois.edu/programs/animal-sciences/livestock-issues> on-line.

The Health Requirements apply to the Junior Livestock Show and the 4-H Livestock Show.

GENERAL REQUIREMENTS

These Exhibition Health Requirements apply to all livestock present at the fair including those animals that are not entered in competitive events.

1. Exhibitors are required to familiarize themselves with all rules applicable to their exhibits. All out-of-state animals shall require an entry permit. Entry permit numbers are available by calling the Illinois Department of Agriculture, Monday through Friday from 8:00 A.M. to 4:30 P.M., at 217/782-4944. Permits may also be obtained online at: <http://www.agr.state.il.us/AnimalHW/animalregistry/login.php>
2. All animals, except as noted, shall be accompanied by a Certificate of Veterinary Inspection (CVI) which shows that the animal meets all health requirements for the State of Illinois. CVI's shall be made available to Bureau of Animal Health Personnel on request.
CVI means a legible record made on an official form from the state of origin which has been issued, signed and dated by an accredited veterinarian and which shows the name and address of the animal's owner or exhibitor and the results of all required tests or vaccinations. A CVI shall list only one animal identification per line; shall be presented on the form on which it was initially issued; and shall not be corrected, changed or altered in any manner.
3. All animals shall be officially identified. The animal(s) official identification shall be recorded on the CVI.
4. If animals are from tuberculosis accredited, brucellosis certified, pseudorabies qualified, or brucellosis validated herds, the identifying herd number(s) along with the date of the last herd test(s) shall appear on the CVI.
5. CVI for out-of-state livestock shall be void thirty (30) days after issuance.
6. CVI for Illinois-origin livestock shall be void ninety (90) days after issuance.
7. All livestock shall be subject to examination upon entry to any Illinois fair or exhibition. Any animal showing evidence of infectious, contagious or communicable diseases shall be immediately withdrawn and held in quarantine at the owner's risk and expense until properly treated and recovered, or until the animal is released to return to the owner's premise.
Any livestock infected with scabies, mange, active lesions of ringworm, soremouth, or multiple warts which are easily visible without close examination shall not be permitted to exhibit and are subject to quarantine or removal from the fairgrounds.
Sheep and goats with caseous lymphadenitis as evidenced by draining abscesses shall not be exhibited and are subject to immediate quarantine or removal from the fairgrounds.
8. Illinois Department of Agriculture personnel or designee may collect blood, tissue, milk or urine samples from any animal being exhibited and/or raced at any Illinois fair to test for the presence of illegal drugs or banned substances. New examination techniques, such as ultrasound, may also be used at any time while the animals are on the grounds of any Illinois fair or exhibit.

The Illinois Department of Agriculture or designee may collect urine, blood, tissue or other test samples from exhibition animals at the time of slaughter.

9. All exhibitors of animals at any Illinois fair or exhibition shall comply with the provisions of the Illinois Humane Care for Animals Act. If violations are observed, the animal(s) will be excused from exhibition and ordered removed from the grounds with all awards being forfeited. *Any practice or deviation from normal, accepted care, including physical, medical or mechanical application, shall constitute a violation of show rules and may result in the animal(s) disqualification and removal from the fairgrounds.*
10. Any Illinois cattle, bison, cervidae or goats being exhibited in non-accredited free states must be isolated from the remainder of the herd/flock upon return to Illinois and retested for tuberculosis 60-120 days post-entry.

CATTLE

Identification

Individual identification of each animal shall be either a fully healed and legible tattoo, approved official ear tag, registration number (can only be used if the tattoo is recorded on the registration certificate or for breeds where pictures are acceptable), or individual brands, if brand is recorded on the registration certificate.

Illinois Cattle

Brucellosis -

Illinois is a Bovine Brucellosis Class - Free State. Brucellosis testing is not required for Illinois cattle.

Tuberculosis -

Illinois is an Accredited Tuberculosis - Free State. Tuberculin testing is not required for Illinois cattle.

Please note: Illinois calves under 6 months of age, and Illinois steers are not required to have a Certificate of Veterinary Inspection.

SWINE

Illinois Swine

Identification

1. Swine shall be identified by an official ear tag, tattoo or recognized breed ear notch.
2. Ear notch identification is acceptable for all barrows, crossbred gilts and breeding swine.

(Note: Ear notch identification of crossbred swine does not satisfy USDA identification requirements for interstate movement or official testing.)

Brucellosis

Brucellosis testing is not required for Illinois swine.

Pseudorabies

Pseudorabies testing is not required for Illinois swine.

SHEEP

Identification

Individual identification of each animal shall be by an ear tattoo or official metal or plastic tag. A microchip ID is acceptable if the owner provides the reader.

Ear tattoos may be used when a registration certificate, listing the tattoo number, accompanies the animal.

When using ear tags, the tag must indicate the premises ID and state of origin. The tag number must be assigned by a state or APHIS representative and recorded in the Scrapie Record Database.

Market Lambs

All market lambs must be slick shorn (show ring ready) before weigh-in so that show lamb fungus can be identified.

Illinois Sheep

1. Sheep originating from a flock that has previously been classified as either an infected or source flock can be exhibited in Illinois upon the completion of an approved flock plan.
2. For any animal born after 1/1/2002, the CVI must include the flock of birth and the flock of origin, if different.

GOATS

Identification

Individual identification of each animal shall be by an ear tattoo or official metal or plastic tag. A microchip ID is acceptable if the owner provides the reader.

Tattoos may be used when a registration certificate, listing the tattoo number, accompanies the animal.

When using ear tags, the tag must indicate the premises ID and state of origin. The tag number must be assigned by a state or APHIS representative and recorded in the Scrapie Record Database.

Ears should be used for tattooing when possible. If there is no space in the ear, the flank or tail fold may be used.

Illinois Goats

1. Goats originating from a herd that has previously been classified as either an infected or source herd can be exhibited in Illinois upon the completion of an approved herd plan.
2. For any animal born after 1/1/2002, the CVI must include the flock of birth and the flock of origin, if different.

HORSES, PONIES, MULES AND OTHER EQUIDAE

Illinois Equine

1. All horses and other equidae, twelve (12) months of age and older attending an advertised equine event, shall be accompanied by a negative test for equine infectious anemia (EIA) conducted within the last twelve (12) months. A copy of this test shall accompany the animal.
2. AGID (Coggins) or ELISA tests are accepted.
3. An advertised equine event means a show, rodeo, sale, auction, exhibition, trail ride, or horse fair that is posted or media promoted.
4. A CVI is not required for Illinois equine.

POULTRY

1. All entries (except waterfowl, i.e. domesticated fowl that normally swim, such as ducks and geese) in a show or exhibition shall have originated from a U.S. Pullorum-Typhoid Clean or equivalent hatchery or flock OR have a negative pullorum-typhoid test within 90 days prior to exhibition. Exhibitor shall show proper information as to name and address of owner or exhibitor, name and address of the authorized testing agent, date of the testing and the number, breed, and species of those tested.
2. Prior to being used to transport poultry to a show, all crates, boxes, containers, and vehicles shall be thoroughly cleaned and disinfected.
3. Any poultry vaccinations must be performed at least 4 weeks prior to delivery to the show.
4. Upon admission to a show, all entries shall be examined by the official county fair veterinarian or qualified state personnel who shall also receive and examine all certificates necessary for admission of birds to a show. Birds not in show condition will be excused from exhibition and removed from the premises. Any fowl showing signs of illness during the fair will be removed from the exhibition grounds.

5. All out-of-state turkeys must originate from flocks that are officially classified as U.S. Mycoplasma Gallisepticum Clean in accordance with the provisions of the National Poultry Improvement Plan or be negative to a test for Mycoplasma gallisepticum within 30 days prior to entry.
6. A permit is also required for out-of-state poultry. A permit may be obtained by calling (217) 782-4944.

Please note: These poultry exhibition requirements do not apply to 4-H and FFA 1-day poultry shows where the entries are taken to the show and returned home the same day. However, a permit is required for out-of-state poultry.

PIGEONS

There are no requirements governing the movements of pigeons within or into Illinois.

RABBITS

There are no requirements governing the movements of rabbits within or into Illinois.

LLAMAS

There are no requirements governing the movement of llamas within Illinois. A permit and health certificate is required for out-of-state llamas. Entry permit numbers are available by calling the Illinois Department of Agriculture, Monday through Friday from 8:00 AM to 4:30 PM, at (217) 782-4944. Permits may also be obtained online at: <http://www.agr.state.il.us/AnimalHW/animalregistry/login.php>

Evergreen FS, Inc. 

**CONGRATULATES
McLean County
4-H members!**

We Have Your Farming Solutions

Seed
Fertilizer
Fuels
Propane

Crop Protection
Custom Applications
Lubricant Products
Precision Farming

Structures
Agri-Finance
Custom Turf
Fast Stop

877-963-2392 www.evergreen-fs.com

Beef

Check-in Wednesday, July 31, 5-7 p.m.

Exhibitor Meeting Wednesday, July 31, 7 p.m.

DirectorKen Schwoerer
 Superintendents..... Curt Glaser, Greg Mohr, Gina Schaefer
 Assistant Superintendents..... David Baer, Taylor Donelson, Anna Lyons, Treavor Taylor

Rules: (all beef classes)

- A. Any animal requiring more than one person to lead will not be shown.
- B. Tie outs will be allowed at superintendents' discretion. Exhibitor is responsible for gates and clean-up. Fans and generators deemed unsafe by superintendents, show directors or 4-H staff will not be allowed.
- C. Artificial color, or spray paint, added to the hair and artificial hair are not permitted.
- D. All animals must comply with general health and eligibility rules. In addition, all state fair rules related to animal care/preparation will be enforced.
- E. All animals must meet state fair breed eligibility requirements.

Beef/Dairy Costume Contest

See page 25 for details.

Beef Showmanship Contest

Open to anyone showing beef cattle except previous first place winners in their individual age groups in this class. Entry may be made when making all other show entries or when checking into ring.

Classes:

[4H20] Beef Showmanship: Ages 8-10

[4H20] Beef Showmanship: Ages 11-13

[4H20] Beef Showmanship: Ages 14 & Over

Beef Market Show

Thursday, August 1, 12:30 p.m.

Rules:

A-E: See above

Additional rules for the following classes:

- F. Each exhibitor will be limited to a maximum of two entries per class.
- G. Animals must have been born after January 1, 2018.
- H. Each member will be responsible for weighing his/her own animal on Wednesday, July 31 during check-in. Animals will be shown by weight, divided into classes.
- I. Animals must have been the exhibitor's property by February 1, 2019 and have been tattooed by the end of February by the beef committee.
- J. Registration papers in 4-H member's name will be required on all purebred steers.
- K. Market heifers cannot be shown as a breed heifer in the breeding class.
- L. All calves will be mouthed at the fair. Calves must have all milk teeth in place and no permanent teeth showing.
- M. Dairy steers cannot be crossbred and the McLean County Pride Eligibility Form will be needed to validate breed purity.
- N. Prior to the show, the Superintendents will split these classes based upon weight at check-in.

Classes:

Dairy Steers (1001) – Champion [4H50]	Beef Market Heifers (1004)
Angus (1006) – Champion [4H50]	Hereford (1008) – Champion [4H50]
Simmental (1010) – Champion [4H50]	Shorthorn (1012) – Champion [4H50]
All Other Breeds (1015) – Champion [4H50]	Crossbreds (1018) – Champion [4H50]

[4H50] Champion Market Heifer; [4H50] Champion Purebred;
[4H400] Grand Champion Market Animal; Reserve Grand Champion Market Animal

Beef Heifer Show

Thursday, August 1, following beef market show

Rules:

A-E: See page 20 (all heifer classes)

Additional rules for the following classes:

- O. All heifers must be registered or recorded with respective breed associations.
P. Exhibitors are limited to two entries per class.
Q. Calves must be shown according to their birthdate:

Junior Heifer born Jan. 1-June 1, 2019
Senior Heifer Classes born Sept. 1-Dec. 31, 2018
Summer Yearling born July 1-Aug. 31, 2018
Junior Yearling born May 1-June 30, 2018
Spring Yearling born March 1-April 30, 2018
Winter Yearling born Jan. 1-Feb. 28, 2018
Fall Yearling born Nov. 1-Dec. 31, 2017
Senior Yearling born Sept. 1-Oct. 31, 2017
1st Calf Cow/Calf

Aged Cow/Calf

- R. Registration papers or transfer papers must show ownership by the exhibitor by June 1, 2019. Tattoos and registration papers will be checked Wednesday, July 31 during check-in.
S. Calves in cow/calf classes must be born between September 1, 2018 and June 1, 2019 and must be led to the show ring with halters.

Additional rules for Commercial Breeding Heifer classes:

- T. Calves must be born after Jan. 1, 2019. Exhibitor ownership needed by June 1, 2019.
U. Each exhibitor will be limited to two entries.
V. All heifers will be weighed and classes divided by weight. Class division will be made by the superintendent after weighing.
W. Heifers must have all milk teeth in place and no permanent teeth showing.
X. Commercial heifers will be weighed and mouthed ASAP following steer weigh-in.

Classes:**Angus:**

Junior Heifer (1021)	Spring Yearling (1025)	1st Calf Cow/Calf (1029)
Senior Heifer (1022)	Winter Yearling (1026)	Aged Cow/Calf (1030)
Summer Yearling (1023)	Fall Yearling (1027)	
Junior Yearling (1024)	Senior Yearling (1028)	

[4H50] Champion Angus Heifer**Simmental:**

Junior Heifer (1031)	Spring Yearling (1035)	1st Calf Cow/Calf (1039)
Senior Heifer (1032)	Winter Yearling (1036)	Aged Cow/Calf (1040)
Summer Yearling (1033)	Fall Yearling (1037)	
Junior Yearling (1034)	Senior Yearling (1038)	

[4H50] Champion Simmental Heifer

Shorthorn:

Junior Heifer (1041)	Spring Yearling (1045)	1st Calf Cow/Calf (1049)
Senior Heifer (1042)	Winter Yearling (1046)	Aged Cow/Calf (1050)
Summer Yearling (1043)	Fall Yearling (1047)	
Junior Yearling (1044)	Senior Yearling (1048)	

[4H50]Champion Shorthorn Heifer**Hereford:**

Junior Heifer (1051)	Spring Yearling (1055)	1st Calf Cow/Calf (1059)
Senior Heifer (1052)	Winter Yearling (1056)	Aged Cow/Calf (1060)
Summer Yearling (1053)	Fall Yearling (1057)	
Junior Yearling (1054)	Senior Yearling (1058)	

[4H50]Champion Hereford Heifer**All Other Breeds: Simmental:**

Junior Heifer (1061)	Spring Yearling (1065)	1st Calf Cow/Calf (1069)
Senior Heifer (1062)	Winter Yearling (1066)	Aged Cow/Calf (1070)
Summer Yearling (1063)	Fall Yearling (1067)	
Junior Yearling (1064)	Senior Yearling (1068)	

[4H50]Champion All Other Breeds Heifer**Commercial Breeding Heifer (1071)****Commercial Cow/Calf-Young (1075)****Commercial Cow/Calf-Aged Class (1078)****[4H400] Grand Champion Female; Reserve Champion Female**

Beef Cattleman Award

Rules:

This contest awards the cattleman who is not only knowledgeable about their beef project, but also displays the sportsmanship and attitude of a true champion. Contestants will be evaluated equally on the following criteria:

1. A test will be given to 4-H members on their knowledge of the beef industry.
 2. An interview with the superintendents on the exhibitor's knowledge of their beef project.
 3. Observation of the care in which the 4-H members take of their animals and stalls.
- A. All beef exhibitors are automatically entered in the Beef Cattleman contest.
- B. A written test will be given following check-in on Wednesday, July 31. Interviews will be conducted on Thursday, August 1 beginning at 6 p.m. by a panel of three judges, in the beef barn.
- C. The top three cattleman will be awarded premiums in each Senior and Junior division. Division will be by age. There will be one top Senior Beef Cattleman and one top Junior Beef Cattleman. The winners will be announced during the Showmanship Classic.

Classes:**Junior Beef Cattleman****Senior Beef Cattleman**

Dairy

Check-in Wednesday, July 31, 5-8 p.m.
Exhibitor Meeting Wednesday, July 31, 7 p.m.
Judged Thursday, August 1, 8:30 a.m.

DirectorKen Schworer
Superintendents..... Deanna Burkhart, Brad Yoder, Brett Yoder
Assistant Superintendents..... John Burkhart, Brian Fluty,
 Gerald Poppe, Phillip Poppe

Rules:

- A. Each exhibitor is limited to two entries in each class in this section.
- B. All cattle, besides cattle in the Unrecorded Grade Dairy Division, must be purebred and registered. Animals whose pedigrees are not produced will not be allowed to show. Registration papers or transfers showing ownership must show ownership by exhibitor before the following dates:
Jan. 1, 2018 for two-year-old and aged cows; June 1, 2019 for all others.
- C. Calving Dates of Animals:
Junior Heifer Calves born after March 1, 2019
Intermediate Heifer Calves born after Dec. 1, 2018
Senior Heifer Calves born Sept. 1, 2017 to Nov. 30, 2018
Summer Yearlings born June 1, 2017 to Aug. 31, 2018
Junior Yearlings born March 1, 2017 to May 31, 2018
Intermediate Yearlings born Dec. 1, 2016 to Feb. 28, 2017
Senior Yearlings born Sept. 1, 2017 to Nov. 30, 2017
2-Year-Old Cows born Sept. 1, 2016 to Aug. 31, 2017
Aged Cows born before Sept. 1, 2016
- D. Unrecorded Grade classes not eligible for Grand Champion, Grand Jr. Champion or Dairy Production Award.

Ayrshire -

Classes:

Jr. Heifer Calves (1101)	Intermediate Yearling Heifers (1131)
Intermediate Heifer Calves (1107)	Sr. Yearling Heifers (1137)
Sr. Heifer Calves (1113)	2-Year-Old Cows (1143)
Summer Yearlings Heifers (1119)	Aged Cows (1148)
Jr. Yearling Heifers (1125)	

[4H50]Champion Ayrshire

Jersey -

Classes:

Jr. Heifer Calves (1102)	Intermediate Yearling Heifers (1132)
Intermediate Heifer Calves (1108)	Sr. Yearling Heifers (1138)
Sr. Heifer Calves (1114)	2-Year-Old Cows (1144)
Summer Yearlings Heifers (1120)	Aged Cows (1149)
Jr. Yearling Heifers (1126)	

[4H50]Champion Jersey

Guernsey -

Classes:

Jr. Heifer Calves (1103)	Intermediate Yearling Heifers (1133)
Intermediate Heifer Calves (1109)	Sr. Yearling Heifers (1139)
Sr. Heifer Calves (1115)	2-Year-Old Cows (1145)
Summer Yearlings Heifers (1121)	Aged Cows (1150)
Jr. Yearling Heifers (1127)	

[4H50]Champion Guernsey

Holstein –**Classes:**

Jr. Heifer Calves (1104)	Intermediate Yearling Heifers (1134)
Intermediate Heifer Calves (1110)	Sr. Yearling Heifers (1140)
Sr. Heifer Calves (1116)	2-Year-Old Cows (1146)
Summer Yearlings Heifers (1122)	Aged Cows (1151)
Jr. Yearling Heifers (1128)	

Champion Holstein – [4H50]**Milking Shorthorn –****Classes:**

Jr. Heifer Calves (1105)	Intermediate Yearling Heifers (1135)
Intermediate Heifer Calves (1111)	Sr. Yearling Heifers (1141)
Sr. Heifer Calves (1117)	2-Year-Old Cows (1147)
Summer Yearlings Heifers (1123)	Aged Cows (1152)
Jr. Yearling Heifers (1129)	

Champion Milking Shorthorn – [4H50]**Brown Swiss –****Classes:**

Jr. Heifer Calves (1106)	Intermediate Yearling Heifers (1136)
Intermediate Heifer Calves (1112)	Sr. Yearling Heifers (1142)
Sr. Heifer Calves (1118)	2-Year-Old Cows (1178)
Summer Yearlings Heifers (1124)	Aged Cows (1153)
Jr. Yearling Heifers (1130)	

Champion Brown Swiss – [4H50]**Unrecorded Grade Dairy –****Classes:**

Calves (1154)
Yearlings (1155)
1st Lactation Cows (1156)
2nd Lactation + Cows (1157)

Champion Unrecorded Grade – [4H50]

Junior Champion Female – [4H10]; Senior Champion – [4H10]; Grand Junior Champion – [4H50]; Grand Champion Dairy – [4H250]; Reserve Grand Champion – [4H150]

Dam & Daughter**Classes:**

Dam & Daughter (1159) – all breeds. Both must be owned by exhibitor.
Champion Dam & Daughter – [4H50]; Reserve – Rosette

Dairy Showmanship Contest

Open to anyone showing dairy cattle except previous first place winners in their individual age groups in this class. Entry may be made when making all other show entries or when checking into ring.

Classes:

[4H20] Dairy Showmanship Ages 8-10
[4H20] Dairy Showmanship Ages 11-13
[4H20] Dairy Showmanship Ages 14 & Over
[4H20] Dairy Herdsman

Best Udder

Rules:

- A. Each exhibitor limited to two entries in this class.
- B. All dairy breeds may compete. Cows must also show in their own breed classes.
- C. The judge may call for a milk-out if necessary.

Class:

[4H50] Best Udder (1161)

Dairy Production Awards

Rules:

- A. Each exhibitor is limited to two entries in this class.
- B. Production awards based on DHI, or owner sampler records will be presented in each breed to encourage the selection for high production and its relationship to good type and to illustrate the importance of milk production records.
- C. To qualify, production records (the most recent DHI 220 Monthly Report and, if available, the most recent DHI 103 Pedigree and Performance Evaluation) must be presented to dairy superintendent when animals are checked in on Wednesday, July 31.
- D. The animal must have a projected actual milk and be shown in its own breed class. Awards will be presented in each breed. In addition, a dairy production award and reserve will be awarded based on a comparison to breed averages.
- E. The 4-H Showcase Award for the following classes is (4H20)

Classes:

Ayrshire (1164)

Guernsey (1166)

Shorthorn (1168)

Unrecorded Grade (1170)

Jersey (1165)

Holstein (1167)

Brown Swiss (1169)

Dairy Production Award – [4H250]; Reserve – [4H150]

Beef/Dairy Cattle Costume Contest

Judged Thursday, August 1, 6:30 p.m.

Rules:

- A. Entries and description forms of costume must be given to superintendent by 7 p.m. Wednesday, July 31.
- B. Entries will be open to any 4-H member exhibiting in the Beef & Dairy classes. All 4-H members are limited to cattle exhibited in the Beef & Dairy classes.
- C. The costume class will be judged on attractiveness, originality, theme, and manner in which cattle and cattle products are promoted in the theme. A live Beef or Dairy animal must be part of the presentation. Class winners will receive a [4H10].

Classes:

[4H10] Beef/Dairy Cattle Costume Ages 8-10

[4H10] Beef/Dairy Cattle Costume Ages 11-13

[4H10] Beef/Dairy Cattle Costume Ages 14 & Over

Goats

Check-in Wednesday, July 31, 5-7 p.m.

Director Bryan Hoffman
 Superintendent..... Terry Birsa, Paula Birsa,
 Lorey Morefield, Katie Rader, Annetta Jones

Goat Schedule

Wednesday, July 31

Exhibitor's meeting, Showmanship clinic, and Costume class meeting..... 5 p.m.
 Check-in..... 5-7 p.m.
 Costume class descriptions due..... 7 p.m.

Thursday, August 1

Meat goat wethers weigh-in..... 1-2 p.m.
 Goat costume show 6:30 p.m.

Friday, August 2

Dairy goat show 8 a.m.
 Meat goat show Following dairy goat
 show
 Milking Competition pre-show milk out..... 7 p.m.

Sunday, August 3

Livestock check out 8-10 a.m.

Rules:

The following rules apply to all goat classes:

- A. Animals must have been exhibitor's property by June 1 of the current year.
- B. Each exhibitor is limited to a maximum of 12 head with two entries in each class in this section. Group classes will be limited to a single entry.
- C. **No bucks**, regardless of age, will be allowed on the grounds.
- D. Animals in group classes must have been shown in individual classes.
- E. Wethers should show **no** evidence of testicular matter. Wethers will be inspected during check-in and any wethers showing evidence of testicular matter will be sent home.
- F. Age of goats is determined by date of show.
- G. All goats must have permanent, identifying, legible tattoo, tag or microchip. If microchips are used, exhibitor must provide their own microchip reader. Tattoo, tag or microchip number will be recorded at check-in.
- H. Health regulations as outlined in health rules (pages 16-17) will be strictly enforced. All exhibitors are required to examine their goats, prior to arrival at fairs for contagious ailments especially sore mouth, ringworm, and active abscesses. Certificates of Veterinary Inspection are required.
- I. Split classes will be posted before the show. Wether class splits will be determined by weight. Weigh-in will be at 1 to 2 p.m. on Thursday, August 1.
- J. All Boer appearing goats will show in the Boer division.

Master Goat Herdsman Award

Wednesday, July 31, 6 p.m.

Rules:

1. Open to all McLean County 4-H exhibitors who meet the following criteria and is voted on by the superintendent of the barn at the conclusion of the Goat Show.
2. Exhibitor will show in all classes in appropriate attire.
3. Exhibitor will
 - a. Keep all animals and pens neat and presentable.
 - b. Exhibitor is courteous to all youth, parents and guest in the barn.
 - c. Exhibitor assists others in showing and educating about 4-H, their projects and the fair.

Goat Costume Class

Thursday, August 1, 6:30 p.m.

Rules:

1. All participants must enter by June 28, on faireentry.com, under the class names listed below.
2. All contestants must attend a meeting at 5 p.m. on Wednesday, July 31.
3. Description forms of costume must be given to superintendent by 7 p.m. on Wednesday, July 31.
4. Entries will be open to any 4-H member exhibiting in the above goat classes. All 4-H members are limited to goat exhibiting in the above goat classes. Either meat or dairy goat is acceptable.
5. The costume class will be judged on attractiveness, originality, theme, and manner in which goats and goat products are promoted in the theme. A live goat must be part of the presentation. Class winners will receive a (4H10).

Classes:

[4H10] Goat Costume Jr. Ages 8-10

[4H10] Goat Costume Sr. Ages 14 & Over

[4H10] Goat Costume Int. Ages 11-13

Dairy Goat Show

Friday, August 2, 8 a.m.

Dairy Goat Show order will be all other purebreds, Nubian, and unrecorded grades

Rules: (For rules A-J see page 26)

- K. All dairy goats (except unrecorded grades) to be exhibited in breeding classes are to be purebred and registered with the association of their respective breeds.
- L. All animals (except unrecorded grades) must be accompanied by registration papers and have a tattoo if breeding association so requires. Photocopies of registration papers are not acceptable.

Dairy Goat Show – Purebreds

Classes:

Wether born on or after Jan. 1, 2019 (1953)

Jr. Kids born April or later (1956)

Int. Kids born March 1-31 (1959)

Sr. Kids born Jan. 1-Feb. 28 (1962)

Dry Yearlings (1965)

Selection of Champion & Reserve Champion Jr. Doe

Milking Yearlings (1968)

Milking Doe, 2 yrs. & under 3 yrs. Old (1971)

Milking Doe, 3 yrs. & under 5 yrs. old (1974)

Milking Doe, 5 yrs. & older (1977)

Selection of Champion & Reserve Champion Sr. Doe

Mother & Daughter (1980)

Best Udder (1986)

Produce of Dam - 2 head of same dam (1983)

Selection of Grand Champion & Reserve Grand Champion Doe

Dairy Goat Show - Unrecorded Grade

Classes:

Wether born on or after Jan. 1, 2018 (1955)

Jr. Kids born April or later (1958)

Int. Kids born March 1-31 (1961)

Sr. Kids born Jan. 1-Feb. 28 (1964)

Dry Yearlings (1967)

Selection of Champion & Reserve Champion Jr. Doe

Milking Yearlings (1970)

Milking Doe, 2 yrs. and under 3 yrs. old (1973)

Milking Doe, 3 yrs. and under 5 yrs. old (1976)

Milking Doe, 5 yrs. and older (1979)

Selection of Champion & Reserve Champion Sr. Doe

Mother & Daughter (1982)

Best Udder (1988)

Produce of Dam - two head of same dam (1984)

Selection of Grand Champion & Reserve Grand Champion Doe

Milking Competition Class

Rules: (For rules A-J see page 26)

M. Exhibition limited to two entries in the milking competition class.

N. Does will be milked dry at 7 p.m. on Friday. Animals must be brought to the superintendents at the milking parlor, to be checked. Milk taken from does at 7 a.m. and 7 p.m. on Saturday will be weighed for competition purposes.

O. Exhibitors must milk their own animals.

P. Milking machines will be allowed, but a time limit of 10 minutes will be enforced.

Classes:

Registered Purebreds

Unrecorded Grade

Dairy Goat Showmanship

Open to anyone showing dairy goats. Previous first place winners in their individual age groups move up one class. Master showman class made up from individual class winners and previous showmanship winners. Entry may be made when making all other show entries or when checking into ring.

Classes:

Dairy Goat Showmanship Ages 8-10

Dairy Goat Showmanship Ages 11-13

Dairy Goat Showmanship Ages 14 & Over

[4H40] Master Dairy Goat Showmanship

Meat Goat Show – Pygmy

Meat Goat Show order will be: Pygmy, Boer, and AOB.

Meat Goat Show – Judged Friday, August 2, Following Dairy Goat Show

Classes:

Wether - Under 12 months (1900)	Wether - 12 months and older (1902)
<i>Selection of Champion Wether</i>	
Jr. Kids - under 6 months (1904)	Int. Kids - 6 to 9 months (1906)
Sr. Kids - over 9 months (1908)	Dry Yearlings (1910)
<i>Selection of Champion & Reserve Champion Jr. Doe</i>	
Freshened Yearlings (1812)	Doe 2-3 yrs. old (1914)
Does 4 yrs. and older (1916)	
<i>Selection of Champion & Reserve Champion Sr. Doe</i>	
Mother & Daughter (1918)	Produced of Dam - 2 head of same dam (1919)
<i>Selection of Champion & Reserve Champion Does</i>	

Meat Goat Show-Boer

Classes:

Wether - Under 12 months (1922)	Wether - 12 months and older (1924)
<i>Selection of Champion Wether</i>	
Jr. Kids - under 6 months (1926)	Int. Kids - 6 to 9 months (1928)
Sr. Kids - over 9 months (1930)	Dry Yearlings (1932)
<i>Selection of Champion & Reserve Champion Jr. Doe</i>	
Freshened Yearlings (1933)	Doe 2-3 yrs. old (1934)
Does 4 yrs. and older (1935)	
<i>Selection of Champion & Reserve Champion Sr. Doe</i>	
Mother & Daughter(1936)	Produced of Dam - 2 head of same dam (1937)
<i>Selection of Champion & Reserve Champion Doe</i>	

Meat Goat Show - All Other Breeds/Crossbreds

Classes:

Wether - Under 12 months (1940)	Wether - 12 months and older (1941)
<i>Selection of Champion Wether</i>	
Jr. Kids - under 6 months (1942)	Int. Kids - 6 to 9 months (1943)
Sr. Kids - over 9 months (1944)	Dry Yearlings (1945)
<i>Selection of Champion & Reserve Champion Jr. Doe</i>	
Freshened Yearlings (1946)	Doe 2-3 yr. olds (1947)
Does 4 yrs. and older (1948)	
<i>Selection of Champion & Reserve Champion Sr. Doe</i>	
Mother & Daughter (1949)	Produce of Dam - two head of same dam (1950)
<i>Selection of Champion & Reserve Champion Doe</i>	

Meat Goat Showmanship

Open to anyone showing meat goats. Previous first place winners in their individual age groups move up one class. Master showman class made up from individual class winners and previous showmanship winners. Entry may be made when making all other show entries or when checking into ring.

Classes:

- Meat Goat Showmanship Ages 8-10
- Meat Goat Showmanship Ages 11-13
- Meat Goat Showmanship Ages 14 & Over
- [4H40] Master Meat Goat Showmanship

Horses & Pony

Director	Shelly Prehoda
Western Superintendent.....	Kristy Doyle
English, Dressage & Jumping Superintendent	Courtney Wright
Games/Costume Superintendent.....	Marissa Ragar

Horse Schedule:

Tuesday, July 30

Horses allowed on grounds.....	Noon
Check-in with Coggins Test, helmets, ownership or lease forms,	
And pony measurements	6 - 7:30 p.m.
Flag Ceremony.....	8 p.m.
Horse exhibitor meeting with Director and Superintendents	8:15 p.m.

Wednesday, July 31

Non-stock Halter & Showmanship, Hunt Seat, Saddle Seat,	
and Parent/Child Class, Egg and Spoon Relay.....	10 a.m.

Thursday, August 1

Dressage	8 a.m.
Jumping	1 p.m.

Friday, August 2

Stock Halter, Showmanship, Trail, Pattern Riding, Reining.....	8 a.m.
Costume Contest	5 p.m.

Saturday, August 3

Western Pleasure, Horsemanship, Ranch Riding,	8 a.m.
Trot Barrels, Poles, and Texas Rollback	Afternoon
Scholarship and Awards Presentation.....	5:30p.m.
Speed Classes.....	6 p.m.

Sunday, August 4

Dismissal.....	9-11 a.m
----------------	----------

The McLean County Fair Horse Show is not a member of USEF or AQHA; however, this show will use these organizations' rulebooks as a GUIDE.

Horses will be categorized as stock and non-stock. Horses do not need to be registered to qualify as stock or non-stock. Stock horses are Quarter, Paint, or Appaloosa-type animals. Non-stock horses are Thoroughbred, Arabian, and Morgan, Saddlebred, Tennessee Walkers, Warmbloods, gaited horses, and draft horses.

The Horse Director (after consultation with the county veterinarian), may excuse animals from the fairgrounds if their appearance (overall health and body condition) is not appropriate for exhibition, with additional permission from the Show Committee Chair and County Director. If, after veterinarian examination it is determined that it is in the animal's best interest to not be exhibited (prior to or during the fair), the Horse Director MAY allow the horse to be replaced. In addition, training methods and devices which could be considered inhumane, should not be used during the fair.

Rules:

- A. **For the 4-H Show, exhibitors must meet all requirements of annual enrollment by April 15, 2019. Additionally, youth must complete 4-H Show registration on fairentry.com. County Lease and Ownership forms need to be on file at the County Extension office by June 28, 2019.**
- B. **Note: State Fair Ownership and Lease forms are due to the Extension Office by May 1, 2019. To be eligible for Jr. Show youth must register for corresponding classes at mcleancountyfair.org.**
- C. Each exhibitor is limited to one entry in each eligible class, and one halter class per animal.
- D. **All exhibitors may bring/exhibit only ONE animal.**
- E. SHARE LEASING A HORSE: TWO "non-related" exhibitors can share-lease a horse. MORE THAN TWO exhibitors can share-lease a horse if they are siblings OR the lease is approved by the Horse Show Director. Only ONE ownership/lease form needs to be completed on a shared animal. Ownership/Lease forms are due along with Fair Entries on June 28.
- F. All animals must be stalled individually. (Exception: Miniatures under 38" may be stalled together.)
- G. Special Stalling requests must be made to the Horse Director by July 1. Stall assignments will be made on Fair Set-up Day, Saturday, July 27. 4-H Club Leaders will assist Horse Director with stall assignments within a club. If a horse is scratched from the fair that reserved stall space will be reassigned by the Horse Director at the end of horse check-in. Do not place any tack, bedding, or hay in stalls which are unlabeled or assigned to horses which are not brought to the fair. Do NOT move cards once they are stapled. All stalls must be completely cleaned on check-out day, Sunday, August 4.
- H. Exhibitors must have current original or photocopy of negative Coggins Test for each animal at check-in and be kept by the exhibitor at the fairgrounds during fair.
- I. Each horse, pony, mule, or donkey becomes one year older on January 1, regardless of its natural birthdate.
- J. No foals or stallions of any age will be allowed on the grounds.
- K. No dogs allowed in barns or near arenas. (Exception: For horse exhibitors who are also exhibiting dogs - on dog show day only.)
- L. Ponies are categorized as follows: English – 58" and under; Western – 56" and under. (Ponies are NOT young horses.) Ponies will be measured at check-in. Ponies three years old and under will be measured each year.
- M. Donkeys and mules may be shown in pony or horse classes as qualified.
- N. Exhibitor must lead horse from barn to designated mounting area.
- O. The following divisions are offered: English/Dressage, Western, Showmanship, Trail, and Jumping. The following exhibitor levels are used in each division (except jumping):
 - 1) **Walk-Trot** (not used in Showmanship division)
 - 2) **Novice** (has not won two first placings at this level)
 - 3) **Horseman** (has not won two first placings at this level)
 - 4) **Horsemaster** (experienced showman)
- P. Exhibitors may show at different levels in each of the five divisions: English/Dressage, Western, Showmanship, Trail, and Jumping, but may NOT show at different levels WITHIN a division (Example: An exhibitor may be a Novice at Showmanship, a Horseman in English, and then could not be a novice in Dressage, as it must match the English level). An exhibitor who shows at the Walk-Trot level (except trot only jumping) may not enter any other class, game, or division requiring lope, canter, or gait.
- Q. Exhibitors may not show in both a Western Pleasure and a Ranch Horse Pleasure class.

-
- R. All jumping exhibitors are limited to three jumping classes, i.e., one Hunter over Fences, one Equitation over Fences, and one Hunter Hack.
 - S. An exhibitor may show in a Western **OR** English Showmanship class, **but not in both. ONE SHOWMANSHIP CLASS PER EXHIBITOR.**
 - T. Walk-Trot and Novice exhibitors may elect to show holding the reins with two hands, regardless of the age of the horse.
 - U. SEI-ASTM labeled approved helmet (inspected at check-in) with harness affixed, will be required for all riders 21 years of age and under. Boots with heels, helmets, and long pants/breeches, will be required for all exhibitors while mounted or driving at any time during the fair. (EXCEPTION: If the horse is being led during costume class, this rule will not apply.)
 - V. Each horse may only be ridden or worked by that horse's exhibitor or owner, that exhibitor's immediate family, or an adult (over 18 yrs.) instructor or superintendent.
 - W. Jump vests are acceptable during any jumping classes.
 - X. Each 4-H exhibitor is responsible for keeping their area by their stall neat and clean, including the wash rack after use.
 - Y. Classes may be combined, or deleted at Horse Director's discretion. No off-rack bathing of animals. Animals must be bathed in designated wash area only. Please keep the wash rack area clean!
 - Z. All decisions of the judges are final.
 - AA. No bareback or riding double allowed at any time during the fair.
 - BB. Speed game participants are to proceed from the warm up area to the show arena, the exhibitor must lead or ride their horse at a WALK. Escort may be used.
 - CC. All classes (except Game Divisions ex. egg & spoon, costume classes, etc.) are eligible for a Best of Class showcase award. **Youth must be enrolled in 4-H, and registered for the McLean County 4-H Show on fairenty.com to receive these monetary awards.** Award amounts for classes are Assisted Rider \$10, Horsemaster \$20, Horseman \$20, Novice \$10, and Beginner/Walk/Trot \$10 (unless otherwise noted). Showcase Award dollar amounts for division champions are indicated by **[4H100]**.

Wednesday, July 31, 10 a.m.

Non-Stock Halter

(Refer to Rules section for definition of Non-stock horses)

Classes:

- Mixed Breed Mares [4H10] (1701)
- Purebred Mares [4H10](1702)
- Mixed Breed Geldings [4H10](1703)
- Purebred Geldings [4H10](1704)
- Ponies [4H10](1705)

Non-stock Halter Championship (1st & 2nd place winners in 1701 thru 1705 qualify)
Champion [4H100]; Reserve [4H50]

English Showmanship

(No English showmanship class is eligible for Jr. Show)

Classes:

- Assisted Riding Class (1706)
- Horsemaster [all ages] (1707)
- Horseman [all ages] (1708)
- Novice [exhibitor ages 14-18] (1709)
- Novice [exhibitor ages 8-13] (1710)

English Showmanship Championship (1st & 2nd place winners in 1707 thru 1710 qualify)
Champion [4H100]; Reserve [4H50]

- Beginner – [ages 8-10] (1711)

Hunt Seat Pleasure

Classes:

- Assisted Riding Class (1712)
- Ponies [exhibitor ages 14-18] [4H20] (1713)
- Ponies [exhibitor ages 8-13] [4H20] (1714)
- Horse – Horsemaster [all ages] (1715)
- Horse – Horseman [exhibitor ages 14-18] (1716)
- Horse – Horseman [exhibitor ages 8-13] (1717)
- Horse – Novice [exhibitor ages 14-18] (1718)
- Horse – Novice [exhibitor ages 11-13] (1719)
- Horse – Novice [exhibitor ages 8-10] (1720)

Hunt Seat Pleasure Championship (1st & 2nd place winners in 1713 thru 1720 qualify)
Champion [4H100]; Reserve [4H50]

- Horse – Walk/Trot [exhibitor ages 11-18] (1721)
- Horse – Walk/Trot [exhibitor ages 8-10] (1722)

Hunt Seat Equitation

Classes:

- Assisted Riding Class (1723)
- Gaited Horse Walk & Favorite Gait (all ages) (Optional tack. Favorite gait may not be lope, canter, or trot.) (1724)
- Horsemaster [all ages] (1725)
- Horseman [exhibitor ages 14-18] (1726)
- Horseman [exhibitor ages 8-13] (1727)
- Novice [exhibitor ages 14-18] (1728)
- Novice [exhibitor ages 11-13] (1729)
- Novice [exhibitor ages 8-10] (1730)

Hunt Seat Equitation Championship (1st & 2nd place winners in 1723 thru 1730 qualify)

Champion [4H100]; Reserve [4H50]

- Walk-Trot [exhibitor ages 11-18] (1731)
- Walk-Trot [exhibitor ages 8-10] (1732)

Horse Show Games

(Games are NOT Jr. Show Eligible and do NOT receive 4-H Showcase premiums)

Classes:

- Parent/Child – Optional tack (Grandparent or guardian may participate in place of parent. Novice, Horsemaster/Horseman. This class requires riders to perform at all three gaits. Not eligible for premium money.
- Egg&Spoon–Horsemaster
- Egg & Spoon–Horseman
- Egg&Spoon–Novice
- Egg & Spoon – Walk/Trot

Thursday, August 1, 8 a.m.

Dressage

Classes:

- 2015 USDF Introductory Level Test A Walk-Trot [all ages] (1738)
- 2015 USDF Introductory Level Test B Walk-Trot [all ages] (1739)
- 2015 USDF Introductory Level Test C Novice [all ages] (1740)
- 2015 US Equestrian Training Level Test 1-Novice [all ages] (1741)
- 2015 US Equestrian Training Level Test 2-Horsemaster/Horseman [all ages] (1742)
- 2015 US Equestrian Training Level Test 3-Horsemaster/Horseman [all ages] (1743)

Thursday, August 1, 1 p.m.

Jumping

(BEGINNER jumping exhibitors may only show in classes 1744-1746.)

Jumping Classes 1747 and up are based on horse/rider combination. If an exhibitor who showed previously at a higher level has a different horse, they may enter at a lower height. Exhibitors moving up to a higher jump height must demonstrate skills at warm-up time to be approved by English Superintendent for their class. English Superintendent has discretion to move exhibitor to an appropriate class for skill level. There is no "2 wins – must move up" rule for jumping classes.

Classes:

- Beginner Hunter Hack – cross rails 12-18" – Trot only (1744)
- Beginner Hunter over Fences – cross rails 12-18" – Trot only (1745)
- Beginner Equitation over Fences – cross rails 12-18" – Trot only (1746)
- Novice Hunter Hack – cross rails 18" – Canter class (1747)
- Novice Hunter over Fences – cross rails 18" – Canter class (1748)
- Novice Equitation over Fences – cross rails 18" – Canter class (1749)
- Intermediate/Advanced Hunter Hack at 2' two fences (1750)
- Intermediate Hunter over Fences at 2' (1751)
- Intermediate Equitation over Fences at 2' (1752)
- Advanced Hunter over Fences at 2'3" (1753)
- Advanced Equitation over Fences at 2'3" (1754)

HIGHPOINT Champion and Reserve (Jumping classes thru 1754.)

Champion [4H100]; Reserve [4H50]

Friday, August 2, 8 a.m.

Stock Halter

(Refer to Rules section for definition of Stock horses)

Classes:

- Ponies or Donkeys 51" to 53" [4H10] (1755)
- Ponies or Donkeys 54" to 56" [4H10] (1756)

Stock Halter Championship – Ponies and Donkeys (1st & 2nd place winners in 1755 thru 1756 qualify) **Champion [4H100]; Reserve [4H50]**

- Horses Stock Mixed Breed or Grade Mares [4H10] (1757)
- Horses Stock Mixed Breed or Grade Geldings [4H10] (1758)
- Stock Purebred Mares (1-3 years) [4H10] (1759)
- Stock Purebred Mares (4-8 years) [4H10] (1760)
- Stock Halter – Stock Purebred Mares (9 years and over) [4H10] (1761)
- Stock Purebred Geldings (1-5 years) [4H10] (1762)
- Stock Purebred Geldings (6-10 years) [4H10] (1763)
- Stock Purebred Geldings (11-16 years) [4H10] (1764)
- Stock Purebred Geldings (17+ years) [4H10] (1765)

Stock Halter Championship – Stock Mixed Breed, Grade, or Purebred Mares/ Geldings (1st & 2nd place winners in 1757 thru 1765 qualify) **Champion [4H100]; Reserve [4H50]**

Western Showmanship

(No Western Showmanship classes are not eligible for Jr. Show)

Classes:

- Assisted Riding Class (1766 - Not eligible for Jr. Show)
- Horsemaster [All ages] (1767 - Not eligible for Jr. Show)
- Horseman [exhibitor ages 14-18] (1768 - Not eligible for Jr. Show)
- Horseman [exhibitor ages 8-13] (1769 - Not eligible for Jr. Show)
- Novice [exhibitor ages 14-18] (1770 - Not eligible for Jr. Show)
- Novice [exhibitor ages 11-13] (1771 - Not eligible for Jr. Show)
- Novice [exhibitor ages 8-10] (1772 - Not eligible for Jr. Show)

Western Showmanship Championship (1st & 2nd place winners in 1767 thru 1772 qualify) **Champion [4H100]; Reserve [4H50]**

- Beginner – [exhibitor ages 8-10] (1773 - Not eligible for Jr. Show)

Trail

Classes:

- Horsemaster-optional tack [all ages] (1774)
- Horseman-optional tack [exhibitor ages 14-18] (1775)
- Horseman-optional tack [exhibitor ages 8-13] (1776)
- Walk-Trot and Novice-optional tack [exhibitor ages 14-18] (1777)
- Walk-Trot and Novice-optional tack [exhibitor ages 11-13] (1778)
- Walk-Trot and Novice-optional tack [exhibitor ages 8-10] (1779)
- (IN HAND) [All ages] [4H20] (1780)
- Assisted Riding Class (1781)

Trail Championship (Highpoint in 1774 thru 1776)

Champion [4H100]; Reserve [4H50]

Pattern Riding and Reining

Classes:

- Pattern Riding (simple lead changes allowed) – Horsemaster [all ages] (1782)
- Pattern Riding (simple lead changes allowed) – Horseman [all ages] (1783)
- Reining – Horsemaster/Horseman [all ages] (1784)

Friday, August 2, 5 p.m.

Horse Show Games – Friday

(Games are NOT Jr. Show Eligible and do NOT receive 4-H Showcase premiums)

Classes:

- Costume [exhibitor ages 8-10] (1785)
- Costume [exhibitor ages 11-13] (1786)
- Costume [exhibitor ages 14-18] (1787)
- Group Costume – Groups of three or more [all ages] (1788)
- “Surprise Class” 4-H members enter at the show - No premium (1789)
- Alumni/Superintendent class - enter at the show - No premium (1790)

Saturday, August 3, 8 a.m.

Western Pleasure

Classes:

- Assisted Riding (1791)
- Junior Horse or Pony (snaffle, bosal, and full bridle permitted) – five years and under [ages 14-18] [4H20] (1792)
- Junior Horse or Pony (snaffle, bosal, and full bridle permitted) – five years and under [ages 8-13] [4H10] (1793)
- Pony [exhibitor ages 14-18] [4H20] (1794)
- Pony [exhibitor ages 8-13] [4H10] (1795)
- Stock Horse – Horsemaster [all ages] (1796)
- Horseman [exhibitor ages 14-18] (1797)
- Horseman [exhibitor ages 8-13] (1798)
- Novice [exhibitor ages 14-18] (1799)
- Novice [exhibitor ages 8-13] (1800)
- Non-stock Horse – Horsemaster/Horseman[all ages] (1801)
- Non-stock Horse – Novice [all ages] (1802)

Western Pleasure Championship. (1st & 2nd place winners in 1792 thru 1802 qualify)

Champion [4H100]; Reserve [4H50]

- Walk/Trot – [exhibitor ages 11-18] (1803)
- Western Pleasure Walk/Trot – [exhibitor ages 8-10] (1804)

Ranch Horse Pleasure Riding

(May not show in any Western Pleasure Class)

Classes:

- Horseman/Horsemaster [all ages] (1805)
- Novice [all ages] (1806)

Ranch Horse Riding Championship (1st and 2nd place winners in 1805 thru 1806 qualify)

Champion [4H100]; Reserve [4H50]

Western Horsemanship

Classes:

- Assisted Riding Class (1807)
- Horsemaster [exhibitor ages 14-18] (1808)
- Horsemaster [exhibitor ages 8-13] (1809)
- Horseman [exhibitor ages 14-18] (1810)
- Horseman [exhibitor ages 11-13] (1811)
- Horseman [exhibitor ages 8-10] (1812)
- Novice [exhibitor ages 14-18] (1813)
- Novice [exhibitor ages 11-13] (1814)
- Novice [exhibitor ages 8-10] (1815)

Western Horsemanship Championship. (1st & 2nd place winners in 1808 thru 1815 qualify)

Champion [4H100]; Reserve [4H50]

- Walk-Trot [exhibitor ages 11-18](1816)
- Walk-Trot [exhibitor ages 8-10](1817)

Horse Show Game – Trot Games

Trot Games are NOT Jr. Show Eligible

Classes:

Trot Barrels – Horsemaster/Horseman–[allages]

May not also enter Barrels Race or Pole Bending (1818-Not Jr. Show eligible)

Trot Barrels – Novice/Walk-Trot [exhibitor ages 14-18]

An exhibitor who is Horsemaster/Horseman in any other class may not show in this class (1819-Not Jr. Show eligible)

Trot Barrels – Novice/Walk-Trot [exhibitor ages 11-13]

An exhibitor who is Horsemaster/Horseman in any other class may not show in this class (1820-Not Jr. Show eligible)

Trot Barrels – Novice/Walk-Trot [exhibitor ages 8-10]

An exhibitor who is Horsemaster/Horseman in any other class may not show in this class (1821-Not Jr. Show eligible)

Trot Poles–Horsemaster/Horseman–[allages]

May not also enter Barrel Race or Pole Bending (1822-Not Jr. Show eligible)

Trot Poles – Novice/Walk -Trot – [exhibitor ages 14 - 18] (1823 - Not Jr. Show eligible)

Trot Poles – Novice/Walk -Trot – [exhibitor ages 11 - 13] (1824 - Not Jr. Show eligible)

Trot Poles – Novice/Walk -Trot – [exhibitor ages 8 - 10] (1825 - Not Jr. Show eligible)

Trot Texas Rollback-Horsemaster/Horseman –[all ages] (1826 - Not Jr. Show eligible)

Trot Texas Rollback – Novice/Walk -Trot [exhibitor ages 14 - 18] (1827 - Not Jr. Show eligible)

Trot Texas Rollback – Novice/Walk -Trot [exhibitor ages 11 - 13] (1828 - Not Jr. Show eligible)

Trot Texas Rollback – Novice/Walk -Trot [exhibitor ages 8 - 10] (1829 - Not Jr. Show eligible)

Saturday, August 3, 6 p.m.

Horse Show Games – Speed Games

Speed Games are NOT Jr. Show Eligible. Show Attire Required.

Speed class warm up/exhibition runs, immediately following trot poles, must be entered in classes 1821-1831. Ones exhibitor at a time and only 3 attempts on each pattern.

Classes:

Barrel Race – Horsemaster/Horseman [ages 14-18] (1830 – Not Jr. Show eligible)

Barrel Race – Horsemaster/Horseman [ages 8-13] (1831 – Not Jr. Show eligible)

Pole Bending – Horsemaster/Horseman [ages 14-18] (1832 – Not Jr. Show eligible)

Pole Bending – Horsemaster/Horseman [ages 8-13] (1833 – Not Jr. Show eligible)

Texas Rollback – Horsemaster/Horseman [all ages] (1834 – Not Jr. Show eligible)

Gymkhana Class Championship (1st & 2nd place winners in 1830 thru 1833 qualify)

Champion [4H100]; Reserve [4H50]

Llamas (Not State Fair Eligible)

Check-in 8 a.m. on Wednesday, July 31

Judged at 9 a.m.

Director **Bryan Hoffman**
Superintendent..... Dennis Mennenga
Assistant Superintendents..... Amanda Hill, Brett Hill, Lexie Kelly, Terry Kelly

Rules:

- A. Classes in this section are an exception to the showcase guidelines for the 4-H Exhibits Division in that each class will receive a Best of Class, but no reserves will be awarded. Grand Champion will be awarded with (4H30).
- B. Llamas (includes llamas and alpacas) may arrive after Noon on Tuesday, July 30 and must arrive by 8 a.m. on Wednesday, July 31.
- C. Llamas will be released after the show and must leave the grounds by 5 p.m. on Wednesday.
- D. Animals must have been owned or leased by May 1 of current year and must have a lease on file at the Extension office.
- E. Llamas must be stalled only in assigned stalls. Stall assignment cards are not to be moved or removed.
- F. Exhibitors must clean up all effects of grooming llamas on the grounds.
- G. Exhibitors allowed two entries per class and a maximum of four head to be stalled.
- H. Exhibitors under age 12 may not show male llamas over 36 months of age.

Llamas and Alpacas

Classes:

Alpaca female	Llama female
Alpaca male	Llama male
Alpaca male non-breeder	Llama male non-breeder

Costume Competition

To be judged on willingness of llama to follow handler, rapport, mutual confidence and trust between llama and handler. Llama should work loose lead, while being allowed the freedom to look at each obstacle for himself/herself.

Classes:

Llama Costume – Ages 8-12
 Llama Costume – Ages 13+

Obstacle Competition

To be judged on willingness of llama to follow handler, rapport, mutual confidence, and trust between llama and handler. Llama should work loose lead, while being allowed the freedom to look at each obstacle for himself/herself.

Classes:

Llama Obstacle – Ages 8-12
 Llama Obstacle – Ages 13+

Public Relations Competition

To be judged on willingness of llama to follow handler, rapport, mutual confidence and trust between llama and handler. Llama should work loose lead.

Classes:

Llama Public Relations – Ages 8-12
 Llama Public Relations – Ages 13+

Llama Showmanship

Open to anyone showing llamas except previous first place winners in their individual age class in showmanship. Age is determined as of September 1, 2018. Master Showmanship open to any previous showmanship winner. Entry may be made when making all other show entries.

Classes:

Llama Showmanship – Ages 8-12
 Llama Showmanship – Ages 13+
 Master Showmanship

Poultry

Check-in Tuesday, July 30, 5:30-7:30 p.m.

Director **Doug Larson**
 Superintendents Maggie Kreuzer, Sarah Van Note
 Assistant Superintendents..... Cassie Saufley, Von Saufley, Jason Kieser, Claudia Bland,
 Andrew Larson, Richard Van Note

Poultry Judging Schedule

Exhibition Poultry and Waterfowl – Thursday, August 1 beginning at 9 a.m.

All other Poultry Division – Friday, August 2 beginning at 9 a.m.

Rules:

- A. All birds must be owned and in exhibitor's care by June 1, 2018. (July 1 for Fryer and Broiler classes).
- B. **Each exhibitor is limited to one entry in each class and is limited to thirty (30) total entries in the poultry department. These entries do not include egg entries, showmanship, or Rooster Crowing/Honk Quack Contest entries**
- C. Birds shown in individual classes (including bantams) cannot be shown in the pen classes.
 1. Cockerel – A male hatched after September 1, 2018
 2. Pullet – A female hatched after September 1, 2018.
 3. Pen – Consists of one male and two females hatched after September 1, 2018.
 4. Hen – A female hatched prior to September 1, 2018.
 5. Cock – A male hatched prior to September 1, 2018.
 6. 1 Dozen Eggs – In order to exhibit 1 dozen eggs, the exhibitor must exhibit a hen in the same class category.
 7. Young Male – A male hatched after September 1, 2018.
 8. Young Female – A female hatched after September 1, 2018.
 9. Old Male – A male hatched prior to September 1, 2018.
 10. Old Female – A female hatched prior to September 1, 2018.
- D. All exhibitors must be present during judging unless otherwise approved by superintendents. Exhibitors must wear appropriate attire when exhibiting. **A shirt with a collar, tucked in at the waist will constitute appropriate attire. Closed-toed shoes must also be worn by exhibitors during exhibition. Failure to conform to this rule will result in dismissal from the show ring at the discretion of the superintendents.**
- E. Bedding, feed and containers must be furnished by the exhibitor. Each exhibitor is responsible for keeping their exhibit area clean. This includes the pens and the area around their pens. This will be at the discretion of the superintendents.
- F. All Poultry must have a numbered leg band (Available from the superintendents). The exhibitor will write the leg band number on the cage card of the cage that the bird is in. **Pigeon's Young birds only must be equipped with a seamless band indicating 2019.** (The exhibitor must provide the seamless band). All broilers and fryers must be weighed when checking in.
- G. Due to limited space, birds entering the Rooster Crowing/Honk Quack contests must be selected from one of the birds that is already being exhibited. No additional birds will be allowed.
- H. Exhibition Poultry, Waterfowl, and Bantam Divisions will be judged against *The American Standard of Perfection*. The Commercial Poultry division will be judged on production of the birds, as of the day of the show.

Exhibition Poultry

Thursday, August 1 at 9 a.m.

Exhibition Poultry Breeds:

AMERICAN BREEDS – Plymouth Rocks, Dominiques, Wyandottes, Javas, Rhode Island Reds, Rhode Island Whites, Buckeyes, Chanteclers, Jersey Giants, Lamonas, New Hampshires, Hollands, Delawares

ENGLISH BREEDS – Dorkings, Redcaps, Cornish, Orpingtons, Sussex, Australorps

MEDITERRANEAN BREEDS – Leghorns, Minorcas, Spanish, Andalusians, Anconas, Sicilian Buttercups, Catalanas

ASIATIC – Brahmas, Cochins, Langshans

CONTINENTAL/ALL OTHER BREEDS – Barnevelders, Hamburgs, Campines, Lakenvelders, Welsummers, Polish Houdans, Crevecoeurs, La Fleche, Faverolles, Modern Games, Old English Games, Sumatras, Malays, Cubalayas, Phoenix, Yokohamas, Aseels, Shamos, Sultans, Frizzles, Naked Necks, Araucanas, Ameraucanas

Classes:

American:

Pen (1401)	Cockerel (1402)	Pullet (1403)
Cock (1404)	Hen (1405)	1 Doz. Eggs (1406)

[4H30] Champion American Poultry Exhibit

English:

Pen (1407)	Cockerel (1408)	Pullet (1409)
Cock (1410)	Hen (1411)	1 Doz. Eggs (1412)

[4H30] Champion English Poultry Exhibit

Mediterranean:

Pen (1413)	Cockerel (1414)	Pullet (1415)
Cock (1416)	Hen (1417)	1 Doz. Eggs (1418)

[4H30] Champion Mediterranean Poultry Exhibit

Asiatic:

Pen (1419)	Cockerel (1420)	Pullet (1421)
Cock (1422)	Hen (1423)	1 Doz. Eggs (1424)

[4H30] Champion Asiatic Poultry Exhibit– In Memory of Buddy Hudson

Continental/All Other Breeds:

Pen (1425)	Cockerel (1426)	Pullet (1427)
Cock (1428)	Hen (1429)	1 Doz. Eggs (1430)

[4H30] Champion Continental/AOB Poultry Exhibit

[4H50] Grand Champion Exhibition Poultry

Waterfowl

Thursday, August 1 Following Exhibition Poultry.

Waterfowl Breeds:

Heavy weight breeds – Pekin, Aylesbury, Rouen, Muscovy

Medium weight breeds – Cayuga, Crested, Swedish, Buff

Light weight breeds – Runner, Campbell, Magpie

Bantam breeds – Call, East India, Mallard

Classes:

Ducks Heavy Weight:

Young Male (1477)	Old Male (1479)
Young Female (1478)	Old Female (1480)

[4H30] Champion Heavy Weight Duck

Ducks Medium Weight:

Young Male (1481)	Old Male (1483)
Young Female (1482)	Old Female (1484)

[4H30] Champion Medium Weight Duck

Ducks Light Weight:

Young Male (1485) Old Male (1487)
 Young Female (1486) Old Female (1488)

[4H30] Champion Light Weight Duck

Bantam Ducks:

Young Male (1489) Old Male (1491)
 Young Female (1490) Old Female (1492)

[4H30] Champion Bantam Duck

Geese:

Young Male (1493) Old Male (1495)
 Young Female (1494) Old Female (1496)

[4H30] Champion Goose; [4H50] Grand Champion Waterfowl

Commercial Poultry

Friday, August 2 at 9 a.m.

Classes:**Commercial Light (Primarily Egg Layers):**

Pen (1431)	Cockerel (1432)	Pullet (1433)
Cock (1434)	Hen (1435)	1 Doz. Eggs (1436)

[4H30] Champion Commercial Light Poultry Exhibit

Commercial Heavy (Dual purpose birds Egg and Meat Producers):

Pen (1437)	Cockerel (1438)	Pullet (1439)
Cock (1440)	Hen (1441)	1 Doz. Eggs (1442)

[4H30] Champion Commercial Heavy Poultry Exhibit

Fryers, Broilers (Weight per bird under 4lbs):

Singles (1443)	Pen of 3 Cockerels OR 3 Pullets (1444)
----------------	--

Roasters (Weight per bird over 4 lbs.)

Singles (1445)	Pen of 3 Cockerels OR 3 Pullets (1446)
----------------	--

[4H30] Champion Fryers, Broiler and Roasters Poultry Exhibit

[4H50] Grand Champion Commercial Poultry

Bantams

Friday, August 2 following commercial poultry.

Bantam Breeds:

GAME BREEDS – Modern Games, Old English Games

SINGLE COMB, CLEAN LEGGED BANTAMS – Anconas, Andalusians, Australorps, Campines, Catalanas, Delawares, Dorkings, Dutch, Frizzles, Hollands, Japanese, Javas, Jersey Giants, Lakenvelders, Lamonas, Leghorns, Minorcas, Naked Necks, New Hampshires, Orpingtons, Phoenix, Plymouth Rocks, Rhode Island Reds, Spanish, Sussex, Welssummers

ROSE COMB, CLEAN LEGGED BANTAMS – Anconas, Belgian Bearded d’Anvers, Dominiques, Dorkings, Hamburgs, Leghorns, Minorcas, Redcaps, Rhode Island Reds, Rhode Island Whites, Rosecombs, Sebrights, Wyandottes

ALLOTHER COMBS, CLEAN LEGGED BANTAMS – Ameraucnaa, Araucanas, Buckeyes, Chanteclers, Cornish, Crevecoeurs, Cubulayas, Houdans, La Fleche, Malays, Polish, Shamos, Sicilian Buttercups, Sumatras, Yokohamas

FEATHER LEGGED BANTAMS – Booted, Belgian Bearded d’Uccle, Brahmas, Cochins, Faverolles, Frizzles, Langshans, Silkies, Sultans

Classes:

Game:

Pen (1447)	Cockerel (1448)	Pullet (1449)
Cock (1450)	Hen (1451)	1 Doz. Eggs (1452)

[4H30] Champion Game Bantam Exhibit

Single Comb, Clean Legged:

Pen (1453)	Cockerel (1454)	Pullet (1455)
Cock (1456)	Hen (1457)	1 Doz. Eggs (1458)

[4H30] Champion Single Comb Clean Legged Bantam Exhibit

Rose Comb, Clean Legged:

Pen (1459)	Cockerel (1460)	Pullet (1461)
Cock (1462)	Hen (1463)	1 Doz. Eggs (1464)

[4H30] Champion Rose Comb Clean Legged Bantam Exhibit

All Other Combs, Clean Legged:

Pen (1465)	Cockerel (1466)	Pullet (1467)
Cock (1468)	Hen (1469)	1 Doz. Eggs (1470)

[4H30] Champion All Other Combs Clean Legged Bantam Exhibit

Feathered Leg:

Pen (1471)	Cockerel (1472)	Pullet (1473)
Cock (1474)	Hen (1475)	1 Doz. Eggs (1476)

[4H30] Champion Feather leg Bantam Exhibit

[4H50] Grand Champion Bantam

Miscellaneous Poultry

Friday, August 2 following Bantams.

Classes:

Pigeons, all breeds:

Young Male (1654)	Young Female (1655)
Old Male (1656)	Old Female (1657)

[4H30] Champion Pigeon

Turkeys, all breeds:

Young Male (1658)	Young Female (1659)
Old Male (1660)	Old Female (1661)

[4H30] Champion Turkey**Guineas:**

Young Male (1662)	Young Female (1663)
Old Male (1664)	Old Female (1665)

[4H30] Champion Guineas**All Other Domesticated Fowl:**

Young Male (1666)	Young Female (1667)
Old Male (1668)	Old Female (1669)

[4H30] Champion All other Domesticated Fowl]**[4H50] Grand Champion Miscellaneous Poultry**

Poultry Showmanship & Additional Contests

Open to anyone showing poultry. Previous first place winners in their individual age groups move up to the next level, or may continue in the senior division, but are not eligible to win 1st place again in the same age level. Age is determined as of September 1, 2018. Entry may be made when making all other show entries, or the day of the showmanship class. **Showmanship judging will be immediately following the lunch break.**

Classes:**Thursday Immediately before the lunch break:**

Honk & Quack Contest – **NOTE: NO banging on cages**

The honk/quack contest is open to any poultry exhibitor. If you do not have a duck or goose to enter, you may borrow a bird from another exhibitor. The judging is based on the number of honks or quacks the bird makes during a time period that will be determined the day of the show. You may not touch your bird or the cage during the contest. Entry may be made when making all other show entries, or the day of the honk/quack contest.

Champion Honk & Quack**Thursday, August 1:**

[4H20] Chicken Showmanship – Ages 8-13

[4H20] Chicken Showmanship – Ages 14 & Over

Friday, August 2:

[4H20] Waterfowl & Misc. Poultry Showmanship – Ages 8-13

[4H20] Waterfowl & Misc. Poultry Showmanship – Ages 14 & Over

Friday Immediately before the lunch break:

Rooster Crowing Contest – **NOTE: NO banging on cages**

The rooster crowing contest is open to any poultry exhibitor. If you do not have a rooster to enter, you may borrow a bird from another exhibitor. The judging is based on the number of crows the bird makes during a time period that will be determined the day of the show. You may not touch your bird or the cage during the contest. Entry may be made when making all other show entries, or the day of the rooster crowing contest.

Champion Rooster Crowing

Rabbits

Check-in Tuesday, July 30 at 5:30-7:30

Judge Wednesday, July 31, 9 a.m.

Director..... Doug Larson
SuperintendentsEric Lambert, Gary Mohr, Rick Munster, Josie Saufley

Rules:

- A. Each exhibitor may show two breeds including market class.
- B. Rabbits exhibited in My Pet Rabbit project may not participate in purebred classes.
- C. **Each exhibitor will be limited to a maximum of 12 rabbits and a maximum of three entries per class. Each exhibitor is limited to one meat pen and one single fryer. Total entry not to exceed 15 rabbits. Only 13 cages will be used for display.**
- D. Junior bucks & does – under 6 months of age
Intermediate bucks & does – 6-8 months of age
Senior bucks & does – over 8 months of age
- E. All rabbits must be pedigreed – rabbit pedigrees are to be presented, if asked for.
- F. Rabbits must be tattooed before the fair, (may be tattooed by superintendents on Monday July 8, 6:30-8 p.m. at fairgrounds). Owners should know their rabbit's ear marks. Rabbits must be owned or leased by the exhibitor by May 1, 2019, except market class animals which must have been kindled from does owned and in the owner's possession by May 1, 2019. All leased rabbits must have a lease agreement on file at the Extension office by May 1, 2019.
- G. Each exhibitor shall carry their rabbits to the judge's table.
- H. Feed and water crocks shall be furnished by the exhibitor. Each exhibitor is responsible for cleaning their cages and immediate area. Water crocks must be at least 12 oz. size and not be able to be spilled.
- I. Each breed champion will show for grand and reserve champion rabbit.
- J. There is to be absolutely no breeding of rabbits at the fair.
- K. If too many youth are enrolled in a class the class may be split. Split classes will be announced before the show.

Californian

Classes:

Sr. Buck8-10 (1501)	Int. Doe not over 9½ (1510)
Sr. Doe 8½-10½ (1504)	Jr. Buck not over 8 (1513)
Int. Buck not over 9 (1507)	Jr. Doe not over 8½ (1516)

[4H35] Champion Californian Rabbit; [4H15] Reserve Champion

New Zealand

Classes:

Sr. Buck9-11# (1519)	Int. Doe not over 11# (1528)
Sr. Doe 10-12# (1522)	Jr. Buck not over 9# (1531)
Int. Buck not over 10# (1525)	Jr. Doe not over 9# (1534)

[4H35] Champion New Zealand; [4H15] Reserve Champion

Satin (all varieties)

Classes:

Sr. Buck 8½-10# (1537)	Int. Doe not over 9½# (1546)
Sr. Doe 9-11# (1540)	Jr. Buck not over 8# (1549)
Int. Buck not over 9# (1543)	Jr. Doe not over 8½# (1552)

[4H35] Champion Satin Rabbit; [4H15] Reserve Champion

Mini Lops

Classes:

Sr. Buck-6 mos. & over (1555)
Sr. Doe-6 mos. & over (1558)

Jr. Buck-Under 6 mos (1561)
Jr. Doe-Under 6 mos. (1564)

[4H35] Champion Mini Lop & Holland Lop Rabbit; [4H15] Reserve Champion

Mini Rex

Classes:

Sr. Buck-6 mos. & over (1567)
Sr. Doe-6 mos. & over (1570)

Jr. Buck-Under 6 mos (1573)
Jr. Doe-Under 6 mos. (1576)

[4H35] Champion Mini Rex Rabbit; [4H15] Reserve Champion

Dutch (all varieties)

Classes:

Sr. Buck (1579)
Sr. Doe (1582)

Jr. Buck-Under 6 mos. (1585)
Jr. Doe-Under 6 mos. (1588)

[4H35] Champion Dutch Rabbit; [4H15] Reserve Champion

Champagne d'Argent

Classes:

Sr. Buck (1591)
Sr. Doe (1594)
Int. Buck

Int. Doe
Jr. Buck-Under 6 mos. (1597)
Jr. Doe- Under 6 mos. (1600)

[4H35] Champion Champagne d'Argent Rabbit; [4H15] Reserve Champion

All Other Purebreds

(Judged Together)

Classes:

Sr. Buck (1603)
Sr. Doe (1606)

Jr. Buck-Under 6 mos. (1609)
Jr. Doe-Under 6 mos. (1612)

[4H35] Champion All Other Purebreds Rabbit; [4H15] Reserve champion

Market Rabbits

Rules: (See rules A-K on page 45.)

- L. Open to all exhibitors. Example: You can show Mini Rex in the regular show and show New Zealand in the market class.
- M. Meat pen rabbits should not weigh over five pounds each and must not exceed 70 days of age. Rabbits must be of same breed and color.
- N. All meat pens and fryers must be a minimum weight of 3.5 # and kindled from does owned by and in the 4-H member's possession by May 1, 2019.
- O. Meat Pen - three rabbits up to 70 days of age, to be judged on uniformity, size and condition. Single Fryer – not over 5 or 70 days of age.

Classes:

Meat Pen (1615)

Single Fryer (1618)

[4H50] Champion Meat Pen; [4H50] Champion Single Fryer Rabbit

Showmanship Contest

Open to anyone showing rabbits except previous first place winners in their individual age class in showmanship. Age is determined as of September 1, 2018. Entry may be made when making all other show entries or by noon the day of the show.

Classes:

[4H20] Rabbit Showmanship – Ages 8-10

[4H20] Rabbit Showmanship – Ages 11-13

[4H20] Rabbit Showmanship – Ages 14 & Over

[4H300] Grand Champion Rabbit Over All; [4H100] Reserve Grand Champion Rabbit Over All

Sheep

Director	Bryan Hoffman
Superintendent.....	Brian Mohr
Assistant Superintendents.....	Sam Deal, Tyler Deal, Bryce Hoffman, Jenny Lawyer, Julie McCilly, Jill Ascher-Mohr

Schedule of Sheep Events

Wednesday, July 31

Exhibitor meeting.....	5 p.m.
Check breeding sheep papers.....	5-7 p.m.
Costume and leadline descriptions due.....	7 p.m.

Thursday, August 1

Master shepherd interviews	1 p.m.
Market lamb and wether dam ewe lamb weigh-in.....	2-3p.m.
Trimming and shearing contest.....	5 p.m.
Costume and leadline competition.....	6:30 p.m.

Friday, August 2

Wether dam/sire show	6 p.m.
Market lamb show.....	Following Wether Dam/Sire Show

Saturday, August 3

Breeding sheep show	8 a.m.
Showmanship classic	5 p.m.

Sunday, August 4

Livestock check-out.....	8-10 a.m.
--------------------------	-----------

General Sheep Rules:

- A. It is the exhibitor's responsibility to comply with the general health and eligibility rules. Special emphasis will be placed on soremouth, club lamb fungus and foot rot. Any sheep, in the opinion of the superintendent, that exhibits these ailments, detected at any time before final placing in the show, will be barred from show and dismissed from the fairgrounds. Exhibitors may have a veterinarian view, at their own expense, any animal for a binding decision on any feared ailment. However, an exhibitor may not delay a show pending a veterinarian inspection. Any exhibitor, who fails to have any suspected ailment examined by a veterinarian by show time, waives any right to object to the superintendent's decision at a later time. A county veterinarian will be available during check-in and weigh-in.
- B. Exhibitors are allowed to show up to four lambs in the market lamb division and 12 animals (no more than six may be of the same breed) in the breeding sheep division.
- C. If a class has too many exhibitors, it may need to be split. Split classes will be posted before the show.
- D. Exhibitors may participate in both the market lamb and breeding sheep showmanship contests if they exhibited sheep in those respective divisions. Previous first place winners must move up to the next age group; however, prior winners of the 14 and over age group may show in that class again. Entry may be made when making all other show entries or when checking into ring. All classes will show prior to champion selection. Winners of the age 14 and over age group in both divisions will be nominated for the Showmanship Classic. Additional participants will be selected from the oldest birthdate of the second place individual from market lamb or breeding sheep showmanship.

Master Shepherd Award

Thursday, August 1 at 1 p.m.

Superintendents.....Bryce Hoffman, Jill Ascher-Mohr

Rules:

- A. All sheep exhibitors are automatically entered in the Master Shepherd contest.
- B. The judging will be based on the following:
 1. This contest has been originated to award the shepherd who is both knowledgeable about their sheep project, and displays the sportsmanship and attitude of a true champion. Contestants will be evaluated on the following criteria:
 - a. Thirty-five percent on an informal interview concerning knowledge of sheep project, approved health practices, and lessons learned from project.
 - b. Twenty-five percent on time spent in sheep barn.
 - c. Twenty-five percent for participation in all sheep activities.
 - d. Fifteen percent on show-ring presence, assistance to other exhibitors, and assistance to show personnel.
 - e. All contestants assisting with fair set-up on July 27, 2019 will receive a 10% bonus in competition points.
- C. Interviews will be conducted at 1 p.m. on Thursday, August 1 by a panel of three judges, in the Sheep Barn.
- D. A senior and junior division master shepherd will be selected. Division will be by age.

Classes:

[4H50] Senior Master Shepherd

[4H25] Junior Master Shepherd

Shearing and Trimming Contest

The shearing and trimming contest is to prepare an animal to show during the 60 minutes provided. Participants are to bring their own sheep and it is to be washed prior to the contest. (Wool breeds that do not ordinarily exhibit washed, need only to be cleaned to the extent that the exhibitor would prepare for show.) Participants may either shear a lamb for market exhibition or may trim a sheep for breeding exhibition, but not both.

Classes:

Sheep Trimming (1289): The sheep to be trimmed may be patch sheared provided it was done prior to June 15, 2019. The sheep may also be carded prior to the contest provided that the participant is the only individual carding the animal and all of the carding is done at the fair.

Sheep Shearing (1290): The participant may prepare the head and the legs of a sheep they intend to shear in the contest on the day of the contest provided that the participant does all of the work.

[4H70] Shearing Champion; [4H70] Trimming Champion

[4H30] Reserve Shearing Champion; [4H30] Reserve Trimming Champion

Market Lamb Showmanship Contest

Friday, August 2, following the wether/dam/sire show

Open to anyone showing sheep in market lamb show except previous first place winners in their individual age group. However, prior winners of the 14 & older division may show in that class again. Entry may be made when making all other show entries or when checking into ring. All classes will show prior to selection of champions. Showmanship classic nominees will be the winners of the Age 14 & over classes in the Market Lamb and Breeding Sheep Showmanship Contests and the oldest second place winner from the same classes.

Classes:

- Market Lamb Showmanship – Ages 8-10**
- Market Lamb Showmanship – Ages 11-13**
- Market Lamb Showmanship – Ages 14 & Older**

Market Lamb Show

Friday, August 2, following the wether/dam/sire show

Rules:

- E. All market lambs must have been born on or after January 1, 2019.
- F. Market lambs must show ownership before June 1, 2019. A legible ear tag or tattoo is required in all lambs.
- G. All market lambs will be wether lambs only. (No ram lambs or ewe lambs.)
- H. All lambs will be weighed at 2-3 p.m., Thursday afternoon, August 1, 2019. All exhibitors must present completed entry card at weigh-in. Lambs will be weighed without blankets and must be slick-sheared ready for show.
- I. Lambs will be shown in the classes of white face, black face, or southdowns. (Speckled or brockled faced lambs are black face).
- J. Each exhibitor will be allowed to show up to two pair of lambs. An exhibitor may only exhibit one pair per division (black face, white face, southdown, or mixed.) A pair class entry form will be required to show. Entry form will be available at the weigh-in table.
- K. A market lamb will only be allowed to show in one pair class.
- L. Show order will be southdown, white face, black face.

Classes:

Single Lamb:

Southdowns (1201)	Black Face (1204)
Southdowns Light Weight	Black Face Light Weight
Southdowns Middle Weight	Black Face Middle Weight
Southdowns Heavy Weight	Black Face Heavy Weight
White Face (1208)	
White Face Light Weight	
White Face Middle Weight	
White Face Heavy Weight	

**[4H50] Champion Market Southdown; [4H50] Champion Market Black Face;
[4H50] Champion Market White Face**

Pair of Two Lambs:

Southdown (1210)	Black Face (1211)
White Face (1213)	Mixed Pairs (1214)

**[4H25] Champion Market Southdown Pair; [4H25] Champion Market Black face Pair;
[4H25] Champion Market White Face Pair; [4H25] Champion Market Mixed Pair**

Market Lamb Traveling Trophy

Any one exhibitor winning Grand Champion Market Lamb three years in a row may choose to retire the current traveling trophy or return it the following year. If the decision is reached to retire the traveling trophy, it is the responsibility of the exhibitor to replace it.

Traveling Trophy – Harms Show Lambs

Breeding Sheep Showmanship Contest

Saturday, August 3, 8 a.m.

Open to anyone showing sheep in breeding sheep show except previous first place winners in their individual age group. However, prior winner of 14 and over may show in that class again. Entry may be made when making all other show entries or when checking into ring. All classes will show prior to champion selection. Showmanship classic nominees will be the winners of the Age 14 & over classes in the Market Lamb and Breeding Sheep Showmanship Contests and the oldest second place winner from the same classes.

Classes:

[4H20] Breeding Sheep Showmanship – Ages 8-10

[4H20] Breeding Sheep Showmanship – Ages 11-13

[4H20] Breeding Sheep Showmanship – Ages 14 & Over

Breeding Sheep Show

Saturday, August 3, 8 a.m.

Rules:

- M. A lamb is any sheep born on or after September 1, 2018.
- N. All breeding show sheep must be owned by July 1, 2019.
- O. Purebred animals must have registration papers presented to the superintendents prior to 8 p.m., Wednesday evening. Each animal must have papers registered in a recognized association with the exhibitor's name as the owner. Exhibit must be owned by July 1, 2019. Tags or tattoos as required by the association, should match tag or tattoo in the sheep's ear and the form of identification must be permanently attached to the animal.
- P. No commercial rams are eligible to be shown. A commercial ewe may be crossbred or straightbred, but not registered and not eligible for registration. Animals shown in the pair of commercial lambs' class must both be ewes. All wether style show together, not by breed. Both champions will compete for overall champion. Individual wether style sheep that show in sheep classes cannot show in the market competition and vice versa.
- Q. The eight breeds with the most sheep exhibited in them will be given individual breed classes the following year.
- R. Each exhibitor may show only two entries in each single class and one pair of lambs per breed.
- S. Show order will be posted on activity board in sheep barn.

Classes:

Cheviot:

Yearling Ewe (1222)

Ewe Lamb (1223)

Ram Lamb (1225)

Pair of Lambs-ewes, rams or both (1226)

[4H50] Champion Cheviot Ewe

Cotswold:

Yearling Ewe (1227)

Ewe Lamb (1228)

Ram Lamb (1230)

Pair of Lambs-ewes, rams or both (1231)

[4H50] Champion Cotswold Ewe - In Memory of Robert Gillis - Gillis Cotswolds

Dorset:

Yearling Ewe (1232)	Ewe Lamb (1233)
Ram Lamb (1235)	Pair of Lambs - ewes, rams, or both (1236)

[4H50] Champion Dorset Ewe**Lincoln:**

Yearling Ewe (1237)	Ewe Lamb (1238)
Ram Lamb (1240)	Pair of Lambs - ewes, rams, or both (1241)

[4H50] Champion Lincoln Ewe**Hampshire:**

Yearling Ewe (1243)	Ewe Lamb (1244)
Ram Lamb (1246)	Pair of Lambs - ewes, rams, or both (1247)

[4H50] Champion Hampshire Ewe**Oxford:**

Yearling Ewe (1248)	Ewe Lamb (1249)
Ram Lamb (1251)	Pair of Lambs - ewes, rams, or both (1252)

[4H50] Champion Oxford Ewe**Shropshire:**

Yearling Ewe (1253)	Ewe Lamb (1254)
Ram Lamb (1256)	Pair of Lambs - ewes, rams, or both (1257)

[4H50] Champion Shropshire Ewe**Southdown:**

Yearling Ewe (1258)	Ewe Lamb (1260)
Ram Lamb (1264)	Pair of Lambs - ewes, rams, or both (1266)

[4H50] Champion Southdown Ewe**All Other Breeds:**

Yearling Ewe (1268)	Ewe Lamb (1270)
Ram Lamb (1272)	Pair of Lambs - ewes, rams, or both (1273)

[4H50] Champion All Other Breeds Ewe**Commercial:**

Yearling Ewe (1274)	Ewe Lamb (1275)
Pair of Lambs - ewes, rams, or both (1278)	

[4H50] Champion Commercial Ewe

[4H150] Grand Champion Pair of Lambs; [4H50] Reserve Grand Champion Pair of Lambs; [4H300] Grand Champion Ram; [4H100] Reserve Grand Champion Ram; [4H300] Grand Champion Ewe; [4H150] Reserve Grand Champion Ewe

Carmen Barker Memorial Traveling Trophy – Presented to Grand Champion Ewe

Leadline and Costume Class

Thursday, August 1, 6:30 p.m.

All contestants must check-in Wednesday evening at 5 p.m.

Superintendents..... Julie McConnelly, Jenny Lawyer and
Jill Ascher Mohr

Rules:

1. All participants must enter by Friday, June 28 under the class name listed below.
2. All contestants must attend a meeting at 5 p.m. on Wednesday, July 31.
3. Description forms of costume/leadline must be given to superintendent by 7 p.m. Wednesday, July 31.
4. Entries will be open to any 4-H member and are not limited to sheep and clothing project exhibitors. All 4-H members will be responsible for getting sheep to be shown, either owned or borrowed from sheep exhibited at the fair. Sheep must be yearling ewes, wether, or ewe lambs, fitted and trained to show at halter.
5. No costume or outfit may be exhibited in both leadline and costume classes in the same year.
6. The object of leadline is to present a class of well-groomed sheep led by 4-H members clad in fashionable and becoming wool garments.
7. Leadline garments must be wool or a blend of not less than 50 percent wool. Garment can be purchased or made. If the garment contains less than 50 percent wool, the score for that section will not be included in the total points. Contestants will be penalized for not meeting the requirements. Decorations on sheep are encouraged.
8. Leadline placing based on the garment, showmanship, and poise. A general knowledge question about sheep and/or wool will be asked.
9. Costume class is open to any 4-H member and not limited to sheep exhibitors. The costume class will be judged on attractiveness, originality, theme, and manner in which sheep and sheep products are used in the theme. A live sheep must be part of the presentation. Theme should promote wool and lambs.

Classes (4H20):

Leadline: Jr. Ages 8-10

Leadline: Int. Ages 11-13

Leadline: Sr. Ages 14 & Over

Costume: Jr. Ages 8-10

Costume: Int. Ages 11-13

Costume: Sr. Ages 14 & Over

Department – Swine

Check-in Wednesday, July 31, 2-5 p.m.

Director Daniel Guth
 Superintendent..... Amy Fuller
 Assistant Superintendents.....Marie Denzer-Farley, Joseph Farley, Sara Fuller, Bryan Fuller,
 Megan Jones, Andy Jones, Jamison Mosley, Clint Kruger,
 Jason McClure, Randy Miller, Josh Morgan, Will Patton, Marty Ropp

Gilt Show – Thursday, August 1, 8 a.m.

Market Barrow Show – Friday, August 2, 8 a.m.

Rules:

- A. Each exhibitor is limited to four single barrows and four single gilts. These can be shown as two gilt pairs and two barrow pairs, of any breed or crossbred for a maximum of four barrows and four gilts. Barrows must be farrowed on or after January 1, 2019. Gilts must be farrowed on or after January 1, 2019. **Pair animals cannot be shown in a pair unless shown as a single and must be same breed. Families cannot pair pigs to show for pairs.**
- B. Weigh-in for barrows and crossbred gilts and registration papers will be checked for purebred gilts on Wednesday, July 31, 2 – 5 p.m. All barrows and crossbred gilts will be divided into weight classes, and purebred gilts will be divided into age classes, to a maximum of 10 entries. Divisions will be determined after all swine are checked in and will be posted the evening prior to the show.
- C. Gilts cannot be shown in the market barrow classes.
- D. Each exhibitor must show his/her own animals.
- E. Each member will be responsible for weighing his/her swine and should have all required health papers/registration papers to present when entering scales.
- F. All swine must be ear notched with a completely healed ear. Ear notches must be listed by veterinarian on CVI (health papers). Notches of purebred barrows and gilts must conform to the requirements of the breed associations. **Ear notches MUST match the entries that were made on fairentry.com. Each exhibitor is limited to 20 barrows and 20 gilts for nomination. See page 18 for ear tags/notches rules.**
- G. All animals must be owned by June 1, 2019. All purebred swine must have individual registration papers and must be presented to certify breed. All registration papers must bear the ear mark of each pig. These marks must be the same as those on the pig and on the fair entry nomination form.
- H. All first place winners will show for breed champion. Breed champions will show for Grand Champion Purebred.
- I. Crossbred class winners will show for Crossbred Grand Champion.
- J. Exhibits must conform to Exhibition Livestock Health Requirements.
- K. If you have multiple pigs showing in the same breed, there should be multiple entries listed for each class. Classes split into multiple sub-classes will be posted before the show.
- L. **Youth are only eligible for Jr. Show Premiums if they register, in advance, for the McLean County Fair Junior Show. Likewise, youth are only eligible for 4-H trophies and awards if they are active members of McLean County 4-H and have signed up to exhibit swine at the McLean County 4-H Show on fairentry.com. For more information about the Junior Show and 4-H Livestock Show Rules and Regulations please see page 13-14 of the fair book.**
- M. All exhibitors are expected to help with set up day on Saturday, July 27, 2019 **or each youth will be asked to pay a \$3.00 fee per entry to cover tear down costs.**

Single Gilts

Classes:

All Other Breeds (1301)
Chester White (1307)
Hampshire (1310)
Poland China (1319)
Yorkshire (1329)

Berkshire (1303)
Duroc (1309)
Landrace (1314)
Spots (1325)
Commercial Gilt (1334)

Gilt Pairs

Classes:

All Other Breeds (1302)
Chester White (1308)
Hampshire (1316)
Poland China (1323)
Yorkshire (1333)

Berkshire (1306)
Duroc (1312)
Landrace (1318)
Spots (1328)
Commercial Gilt (1341)

Market Barrows

Classes:

All Other Breeds (1344)
Chester White (1350)
Hampshire (1359)
Poland China (1365)
Yorkshire (1373)

Berkshire (1346)
Duroc (1353)
Landrace (1363)
Spots (1369)
Crossbreeds (1377)

Market Barrow Pairs

Classes:

All Other Breeds (1345)
Chester White (1352)
Hampshire (1362)
Poland China (1367)
Yorkshire (1375)

Berkshire (1349)
Duroc (1357)
Landrace (1364)
Spots (1372)
Crossbreeds (1383)

Swine Showmanship Contest

Following gilt show on Thursday, August 1

Open to anyone showing swine in either barrow or gilt shows except previous first place winners in their individual age group. However prior winners of the 14 & older division may show in that class again. Entry may be made when making all other show entries or when checking into ring. Showmanship classic nominees will be the winner of the Ages 14 & Over.

Classes:

[4H20] Swine Showmanship Ages 8

[4H20] Swine Showmanship Ages 9-10

[4H20] Swine Showmanship Ages 11-13

[4H20] Swine Showmanship Ages 14 & Over

Department – Showmanship Classic

**Directors..... Daniel Guth, Bryan Hoffman,
Ken Schwoerer**

Judged at 5 p.m. on Saturday, August 3, Expo D Arena, Expo C Arena

Winners in the senior division beef, dairy, sheep and swine showmanship classes will compete in this class. Other nominations will be made by show directors with a limit of three individuals per species for a total of 12 contestants. Exhibitors are responsible for finding their own animals for competition. Contestants must currently be enrolled in McLean County 4-H. Exhibitors who have won the Showmanship Classic in the past may not compete again.

Class:	<u>1st</u>	<u>2nd</u>	<u>3rd</u>	<u>4th</u>	<u>5th</u>	<u>6th</u>
	\$20	\$18	\$16	\$15	\$14	\$13
	<u>7th</u>	<u>8th</u>	<u>9th</u>	<u>10th</u>	<u>11th</u>	<u>12th</u>
	\$12	\$11	\$10	\$10	\$10	\$10

4-H General Project Department

Youth who are 8 years of age on or before September 1, 2018 and have not reached their 19th birthday on or before September 1, 2018, may enroll in 4-H clubs. All exhibitors showing in the 4-H classes must be properly enrolled in one of the local 4-H clubs in McLean County with projects chosen by April 15, 2019. **Project check-in is 5:30-7:30 p.m. on Tuesday, July 30, 2019, unless otherwise noted in the fair book. General Project check-out is Noon to 2 p.m. on Sunday, Aug. 4, 2019. Projects left on site may not be brought back to the Extension office.**

2019 State Fair Requirements

1. **To be eligible for nomination as a delegate, projects must have an "A" rating.**
2. County 4-H members are allowed one State Fair exhibit due to the limited entries allowed per county. All 4-H members nominated as a delegate in more than one project will select one project to exhibit at the State Fair.
3. Exhibitors **MUST** notify the Extension office that they will be **taking their project to State Fair by 5 p.m. on Friday, August 2 and attend a State Fair Q & A Session. Sessions are at 4:30 p.m. on Friday, August 2 or at 5:30 p.m. on Saturday, August 3 or at 11:15 a.m. on Sunday, August 4 (after church service in rabbit/poultry barn)**, to be aware of eligibility requirements and to register themselves and their exhibit for the 2019 Illinois State Fair.
4. All projects that are selected at the county level must be the one exhibited at the State Fair, adjusted for State Fair requirements. Modifications can be made to the original county exhibit to 1) meet State Fair requirements, and 2) to incorporate suggested improvements made by a local judge.
5. **All 4-H members selected for State Fair exhibition will participate in conference judging and/or action-oriented presentations.** The exhibitor will be responsible to transport their own exhibit to and from the Illinois State Fair on the appropriate judging day. **McLean County's projects will be judged at the State Fair on Friday, August 9.**
6. If a 4-H member selected as a State Fair delegate knows that they are not able to participate in the State Fair, **it is important to contact the Extension staff at the 4-H Fair office ASAP and no later than 5 p.m. on Friday, August 2, so alternates can be contacted.**
7. State Fair Guidelines may differ from county guidelines. Please refer to State Fair Rules to check project eligibility.
8. State Fair eligible projects are noted by a class number following the class name. (Ex. Animal Science - (50135))

Ready4Life Challenge

Check-in and judging times will be determined by the office staff for that project area based on the exhibit. Ready4Life classes are open to any 4-H member who was at least 11 years old by September 1, 2018. Members choosing to exhibit in the Ready4Life class may be enrolled in any level of the project they are studying. Exhibits should show the connection between the project area and related career or business opportunities. Members may choose any method they want for demonstrating project learning.

Ready4Life Class Description:

Exhibits in this category must include the following:

- a) A physical representation of the career or business product such as a model, prototype or display/portfolio that includes images of accomplished work.
- b) Verbal or written explanations that demonstrate knowledge of the related career or business fields, potential careers, and the appropriate requirements for achievement in those fields.

The judging criteria for this class values thoroughness of career and/or business exploration and pursuit above the workmanship of the physical specimen on display.

Maker Exhibit

Exhibits in this category are designed to be multi-disciplinary in nature, innovative, and must not fit into any other exhibit category. To qualify for this category, your project **MUST** abide by the following guidelines:

1. Exhibits must be an object or device that has an intended purpose and uses technology in either a mechanical way, digital (computer) way, or combination of the two.
2. The device must be something that can be used in everyday life by multiple people (a target audience), and **MUST** be manufactured/built by the exhibitor. (If not fully manufactured by the exhibitor, the device **MUST** be modified structurally or be reprogramed to perform a different function other than what it was designed to do.)
3. Exhibit **MUST** be able to interact with the outside world. (E.g. an on/off switch, input sensors, feedback, etc.)
4. Exhibits **MUST** include a detailed build log with instructions on how to make or build the exhibit, **AND** contain either a 3D rendering or detailed and labeled sketches of the device/product.
5. All parts and software used in the design/build **MUST** be listed in a detailed Bill of Materials including cost per item and total cost. Total time spent on the build must be documented in your build log.

In addition, exhibitors are **HIGHLY** encouraged to use tools such as 3-D printers, laser cutters, routers and/or other hand/power tools to help in the manufacturing process (NOTE: Simply 3-D printing or laser cutting an object without the other specifications does not qualify as a Maker Project). It is also **HIGHLY** encouraged that exhibits use Open Source Software and/or Hardware in the build.

Aerospace

Check-in 5:30-7:30 p.m. on Tuesday, July 30, in Cloverleaf Hall

Judged at 9 a.m. on Wednesday, July 31

Show Director.....**Bret Birky**
Superintendent.....**Bret Birky**
Assistant Superintendents..... **Mitch Birky, Lyndsey Birky, Dave Haab, Lori Guth**

A member may enter one or more aerospace categories.

See rule 6, page 9 for display and poster size restrictions.

Classes:

Rocketry (50130)

- A. Exhibit one flyable model rocket that may be a kit or scratch built. Engine must not be installed UNLESS: It is already spent (used) AND is required to hold the stages of a multi-stage rocket together. Kits should have balsa, plywood, or cardstock fins. Plastic fins allowed only IF:
 1. Made of clear plastic to maintain appearance on scale model kits **OR**
 2. 3D printed or cut from stock for a scratch-built project.
- B. Provide printed directions for construction of the rocket with your project (kit or scratch built) in an envelope with your name on it.
- C. Provide project card no larger than 4" x 6" (use both sides if needed) with:
 1. Explanation of problem(s) faced and how the problem(s) were solved.
 2. Number of years in aerospace.
 3. Number of rockets built.
 4. Number of rockets launched.
 5. Do not include your name on the card.
- D. Judge will hold a post judging critique session immediately after the judging.

Sub-Classes:

Rocketry, Class 1: Ages 8-9

Rocketry, Class 3: Ages 12-14

Rocketry, Class 2: Ages 10-11

Rocketry, Class 4: Ages 15 +

There is a rocket launch open to all 4-H members on Saturday at 1 p.m., weather permitting. You may launch your display rocket or a different one. More information available at check-in.

Kites (Not State Fair Eligible)

Members will be present for judging.

- A. A member may enter either or both classes in their age category for a total of two kites.
- B. Exhibit should be a handmade kite, not a kit, in good flying condition.
- C. The exhibit will be a static display.
- D. Conference judging will be scheduled at check-in.
- E. Detailed instructions on how to build the kite for the Diamond, Nagasaki Hata Fighter, and Brouhaha Box kites are in your project book. Members are encouraged to use creativity with the colors and materials used to create the sail and tail if applicable.

Sub-Classes:

Diamond Kite Class, Ages 8-11

Create Your Own Kite Class, Ages 8-11

Nagasaki Hata Fighter Kite Class, Ages 12-14

Create Your Own Kite Class, Ages 12-14

Brouhaha Box Kite Class, Ages 15 +

Create Your Own Kite Class, Ages 15+

Model Airplanes (Not State Fair Eligible)

Member will be present for judging.

- A. Exhibit one balsa wood model airplane in good flying condition.
- B. Airplanes should be the balsa and fabric type (tissue, polyester) and may be either a kit or scratch built.
- C. Exhibit will be a static display and will not be flown.
- D. Conference judging will be scheduled at check-in. Members should bring the printed directions for construction of the plane, if applicable.
- E. Suggested projects range from beginner balsa and tissue models to advanced R/C models.

Sub-Classes:

Model Airplanes, Class 1 Ages 8-11

Model Airplanes, Class 2 Ages 12-14

Model Airplanes, Class 3 Ages 15+

Aerospace Display (50131)

Member will be present for judging.

- A. Any exhibit related to aerospace that does not fit into any other class.
- B. The exhibit may include, but isn't limited to, original works, objects, demonstrations, digital presentations, programs, websites, games, apps, performances, or posters which you have made. Choose whatever method best shows what you've learned. You must furnish any equipment you need for your exhibit. Internet service will not be provided for the exhibit. All exhibits must include something visual, such as a printed copy of a digital presentation, which will remain on display during the exhibition. Electronic equipment will only be used during your personal judging time and will not remain on display during the entire exhibit period. If exhibit is a poster or display it must follow size restrictions in rule 6 on page 9.
- C. Include an explanation of the exhibit for public understanding with explanation mounted directly on the exhibit.
- D. Conference judging will be scheduled at check-in.

Sub-Classes:

Aerospace Display, Class 1: Ages 8-11

Aerospace Display, Class 2: Ages 12-14

Aerospace Display, Class 3: Ages 15+

Aerospace Ready4Life Challenge (50133):

Open to 11- to 18-year-olds enrolled in any Aerospace project.

Exhibits in this category must include the following, find on page 58.

Aerospace Maker (50400):

Exhibits in this category are designed to be multi-disciplinary in nature, innovative, and must not fit into any other exhibit category. **To qualify for this category, your project MUST abide by the following guidelines on page 58.**

UAV/Drones

Conference judging will be scheduled at check-in.

Member will be present for judging

UAV Display (Not State Fair Eligible):

Prepare a display related to the Drones/UAV project on the topic of your choosing. The exhibit may include, but isn't limited to, original works, objects, demonstrations, digital presentations, programs, websites, games, apps, performances, or posters which you have made. Choose whatever method best shows what you've learned. You must furnish any equipment you need for your exhibit. Internet service will not be provided for the exhibit. All exhibits must include something visual, such as a printed copy of a digital presentation, which will remain on display during the exhibition. Electronic equipment will only be used during your personal judging time and will not remain on display during the entire exhibit period. Non-UAV/ Drone projects should not be entered in this class.

UAV Unmanned Aerial Systems (Not State Fair Eligible):

Exhibit one Unmanned Aerial Vehicle and associated system assembled or made by the member. UAV or Drone exhibits in this class must be either originally designed or built from a kit of reconfigurable parts and components. These displays are limited to multicopters (tri, quad, hex, and octocopters), as well as FPV airplanes and flying wings with wingspans up to 36". The UAV MUST have a Flight Controller and utilize a camera/video transmission system. The exhibit will be a static display. The Drone should be in good flying condition with batteries fully charged, and all UAS components (including Video System) ready to demonstrate. DO NOT display your UAV with the propellers on, but rather on the table to the side of your UAV. The Drone will not be flown unless the weather permits, and flights have been approved by the local FAA/Air Traffic Control Tower. Attach the printed directions of the UAV if any were used.

UAV Ready4Life Challenge (Not State Fair Eligible):

Open to 11- to 18-year-olds enrolled in any UAV project.

Exhibits in this category must include the following, find on page 58.

UAV Maker (50400)

Exhibits in this category are designed to be multi-disciplinary in nature, innovative, and must not fit into any other exhibit category. **To qualify for this category, your project MUST abide by the following guidelines on page 58.**

Animal Science & Veterinary Science

Check in 5:30-7:30 p.m. on Tuesday, July 30, in Mini Expo

Judged at 9 a.m., on Wednesday, July 31

Director.....Douglas Larson
Superintendents.....Mary Ellen Backlund, Laurel Cummings

Prepare a display focusing on any activity related to the animal science project. Demonstrate the skills and knowledge you have gained through the animal project you studied. The exhibit may include, but isn't limited to, original works, objects, demonstrations, digital presentations, programs, websites, games, apps, performances, or posters which you have made. Choose whatever method best shows what you've learned. You must furnish any equipment you need for your exhibit. Internet service will not be provided for the exhibit. All exhibits must include something visual, such as a printed copy of a digital presentation, which will remain on display during the exhibition. Electronic equipment will only be used during your personal judging time and will not remain on display during the entire exhibit period. Live

animals are not permitted as exhibits in this area. For safety reasons, exhibits cannot include glass, syringes with needles or any other sharp objects. If you choose to do a poster **it must be portrait layout, not landscape, 22" x 28"** or if it is a display, follow rule 6 on page 9. **4-H member's name must be on back of exhibit.**

Animal Science

Animal Science (50135) –

Sub-Classes:

Livestock Science (*Anyone enrolled in Beef, Dairy, Sheep, Goat, Swine, Poultry, Rabbits, and Llamas may enter this sub-class.*)

Horse Science (*Anyone enrolled in Horse may enter this sub-class.*)

Dog Science (*Anyone enrolled in Dog may enter this sub-class.*)

Embryology (*Anyone enrolled in Embryology may enter this sub-class.*)

Animal Science – Ready4Life Challenge (50137):

Exhibits in this category must include the following found on page 58.

Animal Science Maker:

Exhibits in this category are designed to be multi-disciplinary in nature, innovative, and must not fit into any other exhibit category. **To qualify for this category, your project MUST abide by the following guidelines on page 58.**

[4H20/10] Best Animal Science Exhibit

Veterinary Science

Veterinary Science (501356) –

Sub-Classes:

Vet Science 1, From Airedales to Zebras

Vet Science 2, All Systems Go

Vet Science 3, On The Cutting Edge

Bicycle Safety Rodeo

Check-in and Judging begins at 10 a.m., Saturday, August 3

Birkey's Parking Lot

Optional Practice/Review, 9a.m.

Director Bret Birky
Superintendents..... Jeff Marquis

Rules:

1. Bicycles must be owned by the participants. **Helmets and safe clothing/shoes are required while participating.**
2. Placing for each class will be determined by scores on riding events, bicycle inspection (a bell or horn is required by the Illinois Bicycle Rules of the Road), and a written test taken from the appropriate project manual. (If you did not receive a copy of Illinois Bicycle Rules of the Road with your project manual, ask for one at the Extension Office.)
3. Bicycles will remain at the fairgrounds only for the duration of the bicycle rodeo. Bicycles are not permitted on the grounds at any other time.

Classes:

Bicycle I, Ages 8-12 (Not State Fair Eligible)

Bicycle II, Ages 13 + (Not State Fair Eligible)

Cats

Saturday, August 3 in Mini Expo

Check-in & Judging – See Specific Times Below

Superintendent **Robyn Jones**

Rules:

1. The online 4-H Quality Assurance and Ethics Certification is required for all youth enrolled in cats. Failure to complete QAEC by July 1 will result in the member being ineligible to exhibit in the McLean County Fair. This is a one-time training, once a 4-H member has completed it for any species (ex. horses, swine, dogs, poultry, etc.) they do not need to complete it again. The training is available online at: <http://web.extension.illinois.edu/qaec/>.
2. Owners must show current certificate of rabies vaccination on day of show. Unhealthy cats are not allowed to show.
3. Limited to one cat or kitten.
4. Exhibitor must be in control and care for cat for duration of show.
5. Registered and Domestic cats/kittens will show in the same class.
6. To enroll in a cat sub-class the animal must be 8 months of age or older. To enroll in the kitten sub-class the animal must be 4 to 7 months old.
7. Judging may run ahead of fair book schedule.

Sub-Classes:

Cat: Short-hair male

Check-in 8:45 a.m., judging 9 a.m.

Cat: Short-hair female

Check-in 9:25 a.m., judging 9:40 a.m.

Cat: Long-hair male

Check-in 10:05 a.m., judging 10:20 a.m.

Cat: Long-hair female

Check-in 10:45 a.m., judging 11 a.m.

Kitten: Male or Female

Check-in 11:25 a.m., judging 11:40 a.m.

Child Development

Check-in from 5:30-7:30 p.m. on Tuesday, July 30 in Cloverleaf Hall

Judged at 8:30 a.m. on Wednesday, July 31

Exhibitor will be present for judging.

Director..... Kathy Weinzierl
 Superintendent..... Rebecca Howell

Failure to meet requirements will result in lowering of placing by one grade.

As of the 2018-2019 4-H year, Child Development has been discontinued as a state 4-H project. The state 4-H office is working on developing a curriculum in this project area. We are pleased to offer this exhibit opportunity for youth previously enrolled in Children Development as a county project.

Classes:

Child Development Challenge (Not State Fair Eligible): Open to any youth who had previously been enrolled in Child Development 1, 2, or 3. To exhibit in this area youth must demonstrate the skills and knowledge you have gained through the Child Development project. The exhibit may be the result of knowledge gained from project manuals, interaction with child development professionals, and/ or individual exploration in the area of child development. Youth should bring past project manuals, and cite additional resources used when developing their exhibit. Youth may exhibit one of the following (each exhibit opportunity should not be repeated):

Level 1 Exhibition Suggestions (Recommended youth in grades 3-4):

1. My Learning Box filled with things that help you learn and have fun. On a note card or paper, explain how you have used the box; **OR**
2. Prepare a choke-tube tester display labeled with toys that are “safe” and “not safe. On a note card or paper, explain why the toys are safe or not safe for young children and how others can test toys for safety.

Level 2 Exhibition Suggestions (Recommended youth in grades 5-6):

1. Include the following three items that would be appropriate for a child of a specific age: a toy made by the 4-H member, a song or game and a story or storybook that would be appropriate for a child of a specific age. Include a card no larger than 4”x6”, indicate the age of the child and how the items fit into the interest, abilities, and safety considerations of that age child; **OR**
2. Prepare a display of six toys and/or activities (at least one must be made by 4-H member). Include two items for each of the following three age groups:
 - 1 Infant/Toddler
 - 2 Pre-School
 - 3 School Age

For each toy and activity attach a card no larger than 4”x6” indicating the age of the child and how that item fits into their interests, abilities, and safety considerations.

Level 3 Exhibition Suggestions (Recommended youth in grades 7-10):

1. A child care career game **OR**
2. A display representing a community service activity **OR**
3. A teaching plan for use in a child care setting (2-4 hour time span) **OR**
4. A plan for a neighborhood Olympics activity

Innovation Exhibition (Recommended youth in grades 11 & Up):

If youth has exhibited all of these items, the 4-H member can design an exhibit that best shows what they have learned. Exhibit may include, but is not limited to child behavior, ages and stages of child development, or career exploration related to child development or child care. The exhibit may include, but isn't limited to, original works, objects, demonstrations, digital presentations,

programs, websites, games, apps, performances, or posters which you have made. You must furnish any equipment you need for your exhibit. Internet service will not be provided for the exhibit. All exhibits must include something visual, such as a printed copy of a digital presentation, which will remain on display during the exhibition. Electronic equipment will only be used during your personal judging time and will not remain on display during the entire exhibit period.

Civic Engagement

Check-in 5:30-7:30 p.m. on Tuesday, July 30, in Cloverleaf Hall

Judged at 9 a.m. on Wednesday, July 31

Members will be present for judging.

Failure to meet requirements will result in lowering of placing by one grade.

See rule 6, page 9 for display and poster size and restrictions.

Classes:

Civic Engagement I (50145): Exhibit a display illustrating ONE of the following options:

- 1) personal information about yourself – who you are, things you like to do, things you are good at, your favorites
- 2) Your feelings and how you handle these feelings;
- 3) Your family, their responsibilities, how you work together
- 4) The Family Pedigree that may include family group pages.

Civic Engagement II (50146): Exhibit a display illustrating one of the following options:

- 1) your neighborhood
- 2) How you were a good neighbor or led a service project for your community; OR
- 3) A citizenship challenge that you helped organize and lead (see the project book for details).

Civic Engagement III (50147): Exhibit a display illustrating one of the activities you completed within your project as it relates to ONE of the following categories in the manual:

- 1) Government
- 2) Business and Industry
- 3) Transportation, Communication & Utilities
- 4) Culture & Heritage; 5) Natural Resources & Environment
- 6) Education
- 7) Organizations within your community
- 8) Tourism
- 9) Support Systems within your community.

Civic Engagement Ready4Life Challenge (50149): See rules on page 58.

Civic Engagement Maker (50400):

To qualify for this category, your project MUST abide by the following guidelines on page 58.

Service Learning

Check-in 5:30-7:30 p.m. on Tuesday, July 30, in Cloverleaf Hall

Judged at 9 a.m. on Wednesday, July 31

Members will be present for judging.

Failure to meet requirements will result in lowering of placing by one grade.

See rule 6, page 9 for display and poster size and restrictions.

Classes:

Service Learning I (Not State Fair Eligible): Exhibit a binder portfolio to reflect what the exhibitor accomplished in the four steps of service learning. If exhibitor has been enrolled in project for multiple years, the binder portfolio should include previous years' work. Use of page protectors is recommended.

Service Learning II (Not State Fair Eligible): Exhibit a binder portfolio to reflect what the exhibitor accomplished in the four steps of service learning. If the exhibitor has been enrolled in the project for multiple years (including Service Learning I), the binder portfolio should include the previous years' work. Use of page protectors is recommended.

Club Booths

Check-in from 5-6 p.m. on Wednesday, July 31 OR

8-9 a.m. on Thursday, August 1 in Cloverleaf Hall

Judged at 9 a.m. on Thursday, August 1

Members must be present for judging.

SuperintendentSusan Parrent

Rules:

- All exhibits are to be assembled and set up by 4-H members and at least one member from club must be present for judging.
- Club must provide all equipment and exhibit should not exceed 3' x 3' floor. Club name and category name are required on booth.
- A club may exhibit in only one of the categories listed below:

Animal Sciences

Community Involvement & Global Awareness

Environment & Natural Resources

Home&Family

Plants&Soils

Service Learning

Citizenship

Engineering & Technology

Food, Nutrition & Health

Intercultural: Passport to the World

Personal Development

Club Accomplishments

- Clubs should register their booth at: <http://tinyurl.com/mcf-4hactivities-2019>

Clothing & Textiles

Check-in from 5:30-7:30 p.m. on Tuesday, July 30 in Cloverleaf Hall

Judged on Wednesday, July 31 (see specific area for times)

Director..... **Kathy Weinzierl**
Superintendents..... Lana Brown, Beth Ann Deal, Ellen
 Farney, LeAnn Korty, Teri Parker, Emily Parks, Jeanne Parks,
 Debbie Phillips, Stylistics 4-H Club, Patty Yoder

Rules:

1. **Failure to meet requirements will result in lowering of placing by one grade.**
2. Member will be present for judging and should bring pattern and instructions and all accessories worn with garment at the time of judging. Garments will be judged on the hanger first, then on the exhibitor with all accessories. Except in Shopping in Style classes when garment(s) and all accessories will be judged ON exhibitor.
3. If exhibitor cannot be present for judging, three full-length photos showing all sides of garment on the 4-H member must be placed in an envelope and attached to the garment. Also, attach a card (no larger than 4x6) listing the fabric type and skills learned.
4. An exhibitor may only enter one sub-class in each subheading of clothing Sewing With Knits, Non-Clothing, Recycled Garment and Shopping in Style. Youth can only exhibit in ONE DIVISION of STEAM Clothing each year. You may repeat any division any number of years.
5. It is recommended that exhibitors complete sewing divisions in sequence, as each division introduces different sewing techniques that build on each other.
6. Exhibitors may have instruction and guidance when constructing exhibits, but exhibitor must do the actual work themselves.

Classes:

STEAM Clothing 1- Fundamentals (50151a)

Judged at 12:30 p.m. Wednesday on July 31. For STEAM Clothing 1 members may display a non- sewn exhibit in addition to one (1) Sewing Division of their choice. (Ex. a youth may exhibit in both Sewing Division II and in Non-Sewn Exhibit).

Best of Show from Division I and Division II combined (4H20/10)

STEAM Clothing 1 Sub-Classes:

Division I: One of the following items to be made by the member – with no zippers or trim in the seams. 1. 9-patch pillow – opening MUST be closed with slip stitch, NOT whip stitch. 2. Square or Rectangular pillow – opening MUST be closed with slip stitch, NOT whip stitched. 3. Bag (tote or other) with only fabric or nylon handles. Opening in the lining may be machine or slip stitched. Do NOT use a whip stitch. 4. Apron with or without pockets. 5. Pillowcase

Division II: Garment constructed with casing or self-casing for elastic or drawstring. Edge of the casing may be serged. Bring on hanger in clear garment bag.

Non-Sewn Exhibit (50151a): Members should exhibit one of the following:

Clothing Portfolio – Complete at least three different samples/activities from Chapter 2 and/or Chapter 3 of the project manual. Examples of samples you might include: How Two Magically Become One, pages 85-86; No Fear of Fray, pages 93-95; Two Sides of the Moon, pages 97-99; On the Flip Side, pages 101-104; Basic Hand Sewing Skills, pages 106-108. The Portfolio should be placed in an 8 ½ x 11", 3 ring binder. Include an appropriate cover, dividers, and table of contents. NOTE – additional pages can be added each year but must be dated with the year. See pages 9-10 of project manual for portfolio formatting.

Fabric Textile Scrapbook – Must include at least five different textile samples. Use Textile Information Cards template on page 41 in project manual to identify fabric swatches. Completed textile cards should be placed in an 8 ½ x 11", 3 ring binder. Include an appropriate cover. See project manual, pages 42-74, for fabric options and fabric science experiments.

What's the Difference– *What's the Price Point*– Exhibit may include a notebook, poster, small display sharing a project comparison and price point. See activity, pages 118-120. Exhibit should include PHOTOS; NO actual PILLOWS.

STEAM Clothing 2 - Simply Sewing (50152)

Judged at 12:30 p.m. on Wednesday, August 31. For STEAM Clothing 2, members may display a non- sewn exhibit in addition to one (1) Sewing Division of their choice. (Ex. a youth may exhibit in both Sewing Division III and a Non-Sewn exhibit)

Best of Show from Division III only.

STEAM Clothing 2 Sub-Classes:

Division III: Garment/outfit with zipper and/or fitted facing, interfacing and under stitching. Under stitching is required; if garment has a facing. Bring exhibit on hanger in clear garment bag.

Non-Sewn Exhibit (50152a) : Members should exhibit one of the following:

Clothing Portfolio– Complete at least four different samples/activities from Chapters 2, 3 AND/OR 4 of the project manual. The Portfolio should be placed in an 8 ½ x 11", 3 ring binder. Include an appropriate cover, dividers, and table of contents. NOTE – this can be a continuation of a Portfolio created in STEAM Clothing 1. Additional pages can be added each year but must be dated with the year created. See project manual, pages 9-11 for portfolio formatting.

Expanded Textile Science Scrapbook – Must include at least ten different textile samples. Use Textile Information Cards template on page 39 in project manual to identify fabric swatches. Completed textile cards should be placed in an 8 ½ x 11", 3 ring binder. Include an appropriate cover. See Project, pages 40-82 for fabric science experiments.

Design Basics – Understanding Design Principles – Exhibit should include a learning experience that demonstrates the design principles and elements involved when selecting fabric for clothing and accessories. See project manual, pages 17-20 for design suggestions.

Entrepreneurial Sewing–Exhibit should highlight items you made for sale online. Create an exhibit that displays products you made and posted online. Refer to the project manual, pages 161-167 for information on how to analyze the cost of similar purchased items to determine pricing of your products. The exhibit may be a notebook, poster or small display.

STEAM Clothing 3- A Stitch Further (50153)

Judged at 12:30 p.m. on Wednesday, August 31. For STEAM Clothing 3, members may display a non- sewn exhibit in addition to one (1) Sewing Division of their choice. (Ex. a youth may exhibit in both Sewing Division IV and a Non-Sewn exhibit).

Best of Show from Division IV and Division V combined (4H20/10).

STEAM Clothing 3 Sub-Classes:

Division IV: Garment/outfit with sleeve and/or collar. The sleeve and/or collar should be separate pieces that are sewn in, NOT raglan sleeves or shawl collars. Bring on hanger in clear garment bag.

Division V: Garment(s) of member's choice. Garments must include an advanced technique or be constructed from a challenging fabric. Tailored garments included in this class. Bring on hanger in clear garment bag.

Non-Sewn Exhibit (50153a): Members should exhibit one of the following:

Clothing Portfolio– Complete at least four different samples/activities from Chapters 2, 3 AND/OR 4 of the project manual. The Portfolio should be

placed in an 8 ½ x 11, 3 ring binder. Include an appropriate cover, dividers, and table of contents. NOTE – this can be a continuation of a Portfolio created in STEAM Clothing 1 and/or STEAM Clothing 2. Additional pages can be added each year but must be dated with the year created. See project manual, pages 11-13 for portfolio formatting.

Expanded Textile Science Scrapbook - Must include at least 10 different textile samples. Use Textile Information Cards template on page 29 in project manual to identify fabric swatches. Completed textile cards should be placed in an 8 ½ x 11, 3 ring binder. Include an appropriate cover. See Project, pages 39-52 for fabric science experiments.

Advanced Entrepreneurial Sewing – Using knowledge gained in project manual, Chapter 5, display one sample product with a business plan that includes a business ID and logo. The Exhibit may be a notebook, poster or small display.

Sewing With Knits (4H20/10)

Judged at 12:30 p.m. on Wednesday, July 31.

Sub-Classes:

STEAM Clothing 1: Exhibit one garment constructed from knit fabric using basic skills learned in this project.

STEAM Clothing 2: Exhibit garment(s) constructed from knit fabric with facings or curves and using at least one skill learned in this project.

STEAM Clothing 3: Exhibit garment(s) with at least one of the following: zipper and/or sleeve and/or collar constructed from knit fabric.

Sewn Non-Clothing (4H20/10)

Judged at 8:30 a.m. on Wednesday, July 31.

Any non-wearable item primarily machine sewn by member. If pattern is used, bring both pattern and instructions for judging. Attach a card no larger than 4"x6" stating: a) whether a pattern, kit, etc. was used, b) what the item is and how it will be used, and c) how many years the 4-H member has been enrolled in the class. The original item may be a redesign or re-creation of multiple patterns or an entirely original creation.

Choose the STEAM Clothing level in which you are enrolled.

Sewn Non-Clothing Sub-Classes:

STEAM Clothing 1: Using at least one skill learned in this project, sew an item using a set of instructions, commercial pattern, kit or an original design. Aprons will be accepted in this category.

STEAM Clothing 2: Using at least one skill learned in this project, sew an item using a set of instructions, commercial pattern, kit, or an original design. Aprons will be accepted in this category.

STEAM Clothing 3: Using at least one skill learned in this project, sew an item using a set of instructions, commercial pattern, kit, or an original design. Aprons will be accepted in this category.

Recycled Garment Class

Judged at 12:30 p.m. on Wednesday, July 31.

Exhibit a garment made by modifying or recycling another item. Item displayed must be a garment. The original item can be any item (garment, bedspread, ties, curtains, etc.) made or purchased in the past and must be significantly altered from the original design. Aprons will not be accepted in this category. "Before" pictures are required.

Shopping in Style (4H20/10)

Judged at 8:30 a.m. on Wednesday, July 31

Classes:

Shopping in Style: Beginning (50154)

Sub-Classes:

Shopping in Style Level 1: Exhibit should consist of a garment that reflects your personal style along with a poster or report that 1) explains how this garment reflects your style and how it influences what others think of you; **OR** 2) how your personal style either aligns or contradicts what is considered to be “in style” today. **OR** Exhibit should include a garment you purchased along with a poster or report that explains or illustrates how this garment is either 1) a modern version of a fad or fashion from an earlier decade; **OR** 2) how this garment reflects a different ethnic or cultural influence.

Shopping in Style Level 2: Exhibit should include garment you purchased along with a poster or report that provides 1) a body shape discussion and how body shape influences clothing selections; **OR** 2) a color discussion that provides an overview of how different colors complement different hair colors and skin tones and how that influenced garment selection. Poster or report may include pictures from magazines, the internet or actual photos of garments. **OR** Exhibit should include garment you purchased along with a poster or report that 1) explains how this garment uses the principles of design lines to create an illusion to alter appearance; **OR** 2) explains how color and texture of fabrics can complement or enhance appearance. Poster or report may include pictures from magazines, the internet, or actual photos of garments.

Shopping in Style: Intermediate (50155)

Sub-Classes:

Shopping in Style – Level 3: Exhibit should include two clothing items that were previously a part of your wardrobe that still fit but you don’t wear anymore and pair them with something new to make them wearable again. Also include a report that explains why the garment was not being worn and what you did to transform it into a wearable garment again. **OR**

Exhibit should include at least five pieces of clothing that exhibitor can mix and match to create multiple outfits. Include a poster or report that includes a clothing inventory **AND** describes what you have learned by completing this activity.

Shopping in Style – Level 4: Exhibit should include garment you purchased along with a poster or report that 1) includes a wardrobe inventory which indicates why you selected the garment you did, clothing budget, and cost of garment; **OR** 2) explains how advertising influences clothing purchases making a distinction between wants and needs; and how the purchase of this garment compliments and/or extends your wardrobe. **OR**

Exhibit should include a garment you purchased along with a poster or report that describes a cost comparison of this item completed by the exhibitor when purchasing the garment; should include variety of shopping options and/or price tracking at stores over a period of time; **OR** provides a quality comparison rating the specific clothing item purchased based on care, construction, cost and unique features; should include construction quality details, design features that influenced the selection, cost per wearing, and garment care.

Shopping in Style: Advanced (50156)

Sub-Classes:

Shopping in Style Level 5: Exhibit should include garment you purchased along with a poster or report that summarizes care requirements not only for this garment but also for garments made of other natural and synthetic fibers; exhibit should also include a care cost analysis for garments of different fibers. **OR**

Exhibit should include garment you purchased which you have repaired or altered along with a poster or report that provides a clothing inventory list which includes cost savings for repaired items as compared to purchasing replacement garments.

Shopping in Style Level 6: Exhibit should include multiple garments you purchased along with a poster or report that provides plans and commentary for a fashion show that that would capture the attention of an audience. Fashion show plans should identify target audience, include show venue, purpose of the show, and fashion show logistical plan for the fashion show that includes a financial plan. Exhibitor should be prepared to demonstrate modeling skills.

Sewing & Textiles Ready4Life Challenge (50157): See rules on page 58.

Clothing Maker (50400): se rules on page 58.

Fashion Revue

All 4-H members enrolling in STEAM Clothing 1, 2, and 3 Sewing Divisions, Sewing with Knits, Recycled Garments, Shopping in Style, and Visual Arts wearable exhibits (knitting, crocheting, or wearable arts) can participate in the fashion revue. Each 4-H member may model and exhibit from only one class. Participation is optional. Participants must submit emcee commentary, available at check-in. A 4-H member may earn top model once in each revue. Thereafter, they are eligible to win second through fifth place.

Classes:

Junior Fashion Revue (Not State Fair Eligible): All exhibitors ages 8 to 12 as of September 1, 2018 are eligible to enter the Junior Revue beginning at 1 p.m., Saturday, August 3 in the Cloverleaf Auditorium. Contestants must lineup beginning at 12:30 p.m. Revue begins at 1 p.m.

Senior Fashion Revue (Not State Fair Eligible): All exhibitors 13 and older as of September 1, 2018 are eligible to enter the Senior Revue beginning 15 minutes after the Junior Fashion Revue, Saturday, August 3 in the Cloverleaf Auditorium. Contestants must be in place for lineup beginning at 1:30 p.m. Revue begins 15 minutes after Junior Fashion Revue.

COLLEGE & CAREER READINESS

Check-in from 5:30-7:30 p.m. on Tuesday, July 30 in Cloverleaf Hall

Judged at 9 a.m. on Wednesday, July 31

Member will be present for judging.

Classes:

Build Your Future (50365):

Develop a Career portfolio which includes the items listed below. Members are encouraged to spend more than one year involved in this project so they have time to thoroughly explore the learning modules and develop a greater understanding of planning and preparing for their future and develop a comprehensive career planning portfolio. The original OR photocopies of the completed activities from the project manual should be included in the portfolio. Each year enrolled in the project should build on previous year's learning experiences.

First Year – Complete a minimum of Activities 1-4 from the Build Your Future project manual which includes: Skills...Choices...Careers; Making Career Connections; Build Your Future Through Portfolios; and Education Pay\$.

Second Year – Complete a minimum of Activities 5-7 from the Build Your Future project manual which includes: Career FUNds; Turn Your 4-H Passion Into Profit; and Pounding the Pavement.

Third Year – Complete a minimum of Activities 8-9 from the Build Your Future project manual which includes: Putting the Pieces Together: Goals for the Future; and Pathways to Success.

College & Career Ready4Life Challenge (50366): Rules found on page 58.

College & Career Maker (50400): Rules found on page 58.

Communications (4H20/10)

Check-in from 5:30-7:30 p.m. on Tuesday, July 30 in Cloverleaf Hall

Judged at 9 a.m. on Wednesday, July 31

Member will be present for judging.

Failure to meet requirements will result in lowering of placing by one grade.

In a binder portfolio, showcase at least three activities from the appropriate project manual. Show basic activities and anything that extended these lessons. Include project book to explain activities. For 2nd and 3rd years in project include everything from all the previous years' work in portfolio and add section showcasing at least four additional activities per year. Use of page protectors is recommended. Include a card no larger than 4"x6" that explains how and why you completed this project and what you learned.

Classes:

Communications I (50368)

Communications III (50368)

Communications II (50368)

Communication Clover Challenge

Creative Writing (4H20/10)

Check-in from 5:30 - 7:30 p.m. on Tuesday, July 30 in Cloverleaf Hall

Judged at 9 a.m. on Wednesday, July 31

Each member may submit only one entry per class. Each entry is to be typewritten on 8 ½ x 11 paper and include exhibitor's name. Entries must be original and written for the 4-H project. Stories should be double-spaced. Poems may be single-spaced.

Classes (50367):

To provide the best learning experience, it is suggested that counties receive submissions in this class prior to the exhibition date to allow a judge adequate time to read the submissions and provide meaningful review. Each member may submit only one entry per class. Each entry is to be typewritten on 8 ½ x 11 paper and include exhibitor's name. Entries must be original and written for the 4-H project. Stories should be double-spaced. Poems may be single-spaced.

Rhymed Poetry: An interpretation of a subject in rhymed verse. Submit a collection of three poems.

Free Style Poetry: An interpretation of a subject in unrhymed verse. Submit a collection of three poems.

Short Story: A fiction piece comprised of three basic elements: a theme, a plot and characters. Submit one story, maximum length – 2,000 words.

Essay: A short nonfiction composition in which a theme is developed or an idea is expressed. Submit one essay, maximum length – 500 words.

Feature Story: Nonfiction human-interest story judged on interest to readers, writing style, readability, and thoroughness of coverage. Submit one story, maximum length – 1,000 words.

Communication Ready4Life (50370): See rules on page 59.

Communication Maker (50400): See rules on page 59.

Journalism (4H20/10)

Check-in from 5:30 - 7:30 p.m. on Tuesday, July 30 in Cloverleaf Hall

Judged at 9 a.m. on Wednesday, July 31

Exhibit a binder portfolio showing the results of the appropriate year's activities noted below.

Classes (Not State Fair Eligible):

Year 1: Accomplishments of a minimum of 5, 2-star activities from Part 1, answering all of the questions in the activities.

Year 2: Results of doing a minimum of 5, 2-star activities in Part 2, answering all the questions in the activities.

Year 3: Results of doing a minimum of 5, 3-star activities from Parts 1 and 2. One of the activities must include writing an advance story, a follow-up story, or a feature story.

Year 4: Results of doing at least 2, 2-star activities and 3, 3-star activities from Part 3. If the activities include making an audio or videotape, State Fair will provide a way for the judge to view or listen to it.

Public Presentations

Unit Wide Competition Judging begins at 10 a.m. on
Saturday, May 4 at the Asmark Institute in Bloomington

Rules:

1. Exhibitor must pre-register for the event on faireentry.com and arrive promptly at 10 a.m. on Saturday, May 4 to check-in.
2. Failure to stay within time limits will result in lowering of placing by one grade.
3. Exhibitors should be prepared with own props. If presentation uses a computer program, have a back-up plan in place.
4. May enter in no more than **four** classes in public presentations.
5. If after one minute exhibitor has not begun the speech, they will be disqualified.
6. Winning presentations may be asked to give their presentation at the McLean County Fair.
7. No live animals are allowed in speeches.

Classes: Certain youth will be selected to participate in the State Public Speaking Contest on Saturday, June 8 at Richland Community College in Decatur.

Formal Speech (Self-written, Notes Allowed, No props, Individual, 4-8 minutes):

Formal Speeches share the presenter's own unique view and are intended to motivate, persuade, or inform an audience and may include a call to action. Youth deliver a speech on any topic they wish (Original Oratory), or choose one of these four topics on which to speak (Topical Response): Welcome to the Digital Age, What is My Connection to the Global Community? Power: Who Has It, Who Doesn't, and Does It Matter?, If I Could See tomorrow...

Illustrated Speech (Self-written, Notes allowed, Illustrations Required, Individual, 4-8 minutes):

Illustrated Speeches may be used to inform, persuade, or motivate the audience while using a visual aid. Visual aids may be two dimensional, three-dimensional, or digital. Youth may include audience participation. Digital visual aids must be stored on a USB flash drive. Illustrated speeches may be: How-to demonstrations which show the audience how to do something. OR Object lessons which use objects as metaphors to share a message. Educational models where drawings or diagrams help explain a topic.

Original Works (Self-written, Notecards allowed, Props and Costumes Allowed, Individual or 2-Person Team, Manuscripts sent in Advance, 4-8 minutes):

Original works must be written entirely by the presenter. It may be presented as an individual or a two-person team entry. Manuscripts must be sent in advance to the contest. Presentations may be designed for TV, radio, or online media and must be presented live. The types of entries could include: Prose and Short Stories, Poetry, Broadcast Media Program, Theatrical, Combined Program: Combine any number of the above elements along with other creative presentation forms

Oral Interpretation (Published work, Props and Costumes Allowed, Individual or 2-Person Team, Manuscripts sent in Advance. 4-8 minutes):

Presentations in Oral Interpretation must be published works, and manuscripts or transcripts must be submitted prior to the event. They may be presented as an individual or a two-person team entry. The types of entries could include: Prose and Short Stories, Poetry, Theatrical Interpretation, Published Speech Recitation: Excerpt from a spoken presentation delivered by a public figure, such as Winston Churchill, Dr. Martin Luther King, Jr., or Maya Angelou, and Combined Program: Combine any number of the above elements along with other creative presentation forms.

Computer Science (4H20/10)

Check-in 5:30 - 7:30 p.m. on Tuesday, July 30, in Cloverleaf Hall

Judged at 9 a.m. on Wednesday, July 31 in Cloverleaf Hall

Member will be present for judging.

Director.....Bret Birky

Superintendent..... Steve Whaley

Rules:

- A. More than one class may be entered. Classes are not project book specific.
- B. All exhibits must include something visual, such as a printed copy of a digital presentation, which will remain on display during the exhibition.
- C. Electronic equipment will only be used during personal judging time and will not remain on display during the entire exhibit period.
- D. Any member found to be using computer software in a manner that infringes on copyright laws will be disqualified.
- E. Conference judging is very important to help our judges discover precisely what each 4-H member learned. Often, being able to demonstrate what was learned is better than having a perfect display.

NOTE: 4-H members that require computers for their display must bring their own computer before 9 a.m. on Wednesday and should remove the computer from the judging area following judging. Someone will monitor exhibitors' computers during judging time. No internet connectivity will be available, please plan accordingly. Computers left after judging will be taken to the 4-H office in Cloverleaf Hall.

All exhibits must include something visual such as a poster or printed copy of digital presentation, which will remain on display during the exhibition. Electronic equipment will only be used during your personal judging and will not remain on display during the exhibit period.

Classes:

Beginning Visual Programming (Not State Fair Eligible): Open to youth in Computer Science 1. Exhibit a simple program using Scratch (or other simple graphic programming language). The program should include 8 different commands including looping and getting input from the keyboard and mouse.

Intermediate Visual Programming (50159): Open to youth in Computer Science 1. Exhibit a program using Scratch (or other simple graphic programming) that you have downloaded from the internet and modified. Compare the two programs and demonstrate the changes you made to the original program; OR create an animated storybook using Scratch (or other simple graphical programming language).

Advanced Visual Programming (50160): Open to youth in Computer Science 1. Exhibit a video game you have created in Scratch (or other simple graphic programming).

Website Design (50161): Open to youth in Computer Science 1 or 2. Exhibit an original website that you have designed. Internet access will not be provided, so exhibitors must supply their own internet hot spot or the website must be hosted on the exhibitor's computer).

Open Source/ Innovation Computer Science (50162): Open to youth enrolled in Computer Science 1, Computer Science 2, Free Range Robotics, Robotics 1-2, and Junk Drawer Robotics 1-3. Exhibits in this class will demonstrate successful application of open source (publicly

available) computing software and/or hardware, such as Raspberry Pi and Linux, to accomplish a task. All exhibits must include something visual, such as a poster or printed copy of a digital presentation or programming flowchart, which will remain on display during the exhibition. Exhibits in this area will be judged on the computer science programming. Youth enrolled in a robotics project should choose this class if you want the exhibit to be judged on the programming of the robot.

Computer Science Ready4Life Challenge (50164): See rules on page 58.

Computer Science Maker (50400): See rules on page 58.

3-D Printing and Design (4H20/10)

Exhibitors are expected to use the engineering design process to complete their designs. This process is important to the outcomes and exhibitors must keep a log outlining the step-by-step notes, sketches, and documentation from throughout the design and print process. The logbook should define the problem that is being solved/ use of the object and describe in detail each step of the Engineering Design Process taken during the creation of the invention.

Classes (Not State Fair Eligible):

3-D Design Beginner: No 3-D Printer or 3-D printed object is required for this exhibit. Exhibit a simple 3-D rendered design using Computer Aided Design (CAD) Software such as Tinker CAD or Inventor. The design must be an object that performs a specific task, and may not be based on already existing 3-D models. It must be able to be 3-D printed. Any CAD software can be used, but files must be in .STL format. Bring your design on a jump drive to be viewed for judging. Exhibits in this class may not have multiple parts, doors, hinges, or any sort of mechanics.

3-D Design Advanced: Exhibitors are expected to go above and beyond those expectations set in 3-D design beginner. No 3-D Printer or 3-D printed object is required for this exhibit. Exhibit a complex 3-D rendered design using Computer Aided Design (CAD) Software such as Tinker CAD or Inventor. The design must be an object that performs a specific task, and may not be based on already existing 3-D models. It must be able to be 3-D printed. Any CAD software can be used, but files must be in .STL format. Bring your design on a jump drive to be viewed for judging. Exhibits in this class **MUST** have multiple parts, doors, hinges or some sort of mechanistic feature to accomplish a specific task.

3-D Printing Beginner: Exhibit a simple 3-D printed object designed using Computer Aided Design (CAD) Software such as Tinker CAD or Inventor. The 3-D printed object must perform a specific task, and may not be based on already existing 3-D models. It must be 3-D printed using **ONLY A COMMERCIALY AVAILABLE HOME/DESKTOP 3-D PRINTER**. In addition, original design files must accompany each exhibit. These files must be in .STL format. Bring your design on a jump drive to be viewed for judging. Exhibits in this class may not have multiple parts, doors, hinges or any sort of mechanics.

3-D Printing Advanced: Exhibitors are expected to go above and beyond those expectations set in 3-D Printing beginner. Exhibit a Complex 3-D printed object designed using Computer Aided Design (CAD) software such as Tinker CAD or Inventor. The 3-D print must be an object that performs a specific task, and may not be based on already existing 3-D models. Exhibits in this class **MUST** have multiple parts, doors, hinges or some sort of mechanical feature. It must be 3-D printed using **ONLY A COMMERCIALY AVAILABLE HOME/DESKTOP 3-D PRINTER**. In addition, original design files must accompany each exhibit. These files must be in .STL format. Bring your design on a jump drive to be viewed for judging.

Consumer Education (4-H20/10)

Check-in from 5:30 - 7:30 p.m. on Tuesday, July 30 in Cloverleaf Hall

Judged at 8:30 a.m. on Wednesday, July 31

Member will be present for judging.

Director..... Kathy Weinzierl

Superintendent.....Belinda Landry

Failure to meet requirements will result in lowering of placing by one grade.

Classes:

My Financial Future – Beginner (50168):

Develop a Financial Planning Portfolio in an 8.5x11" 3-ring binder. This project can be completed all in one year; or a member may take several years to explore each of the activities and develop a more detailed financial plan. The original OR photocopies of the completed activities from the project manual should be included in the portfolio. Each year enrolled in the project should build on previous year's experiences.

First Year –Complete a minimum of Activities 1-6 from the My Financial Future

– Beginner project manual which includes: Who Needs This? Let's get SMART; Bringing Home the Bacon; Managing Your Money Flow; My Money Personality; and Money Decisions.

Include them in your Financial Planning Portfolio.

Second Year and Beyond–Complete a minimum of Activities 7-11 from the My Financial Future

– Beginner project manual which includes: Banking your \$\$\$\$; Charging it Up; Check it Out; Better than a Piggy Bank; and My Work; My Future. Include the activities in your Financial Planning Portfolio.

My Financial Future – Advanced (50169):

Building on your previous work in My Financial Future – Beginner project, continue adding to your Financial Planning portfolio which includes the items listed below. A member is encouraged to spend more than one year involved in this project so they have time to thoroughly explore the learning modules and develop a greater understanding of financial literacy, planning for their future, and develop a comprehensive career and financial planning portfolio. The original OR photocopies of the completed activities from the project manual should be included in the portfolio. Each year enrolled in the project should build on previous year's learning experiences.

First Year – Complete a minimum of two activities from Module 1: Earning Income and Career Planning and Module 2: Organizing Your Flow.

Second Year–Complete all activities not previously completed in Module 1: Earning Income and Career Planning and Module 2: Organizing Your Flow; AND a minimum of two of the activities from Module 3: Working with Banks and Credit Unions: Bank on It and Module 4: Making Your \$ Work 4 U.

Third Year and beyond – Complete all activities not previously completed in Module 3: Working with Banks and Credit Unions: Bank on It and Module 4: Making Your \$ Work 4 U; AND a minimum of two activities from Module 5: Credit and Consumer Breadcrumbs.

Entrepreneurship (Not State Fair Eligible): Exhibit a binder portfolio or display that includes the results of at least two completed activities from each year exhibitor has been enrolled in the project. Completed activities from previous years should be included.

Consumer Ed Ready4Life Challenge (50167): See rules on page 58.

Consumer Ed Maker (50400): See rules on page 58.

Crops (4H20/10)

Check-in from 5:30 - 7:30 p.m. on Tuesday, July 30 in Cloverleaf Hall

Judged at 9 a.m. on Wednesday, July 31

Director Kevin Poppe
 Superintendent Matt Hughes

Rules:

- A. All small grain and forage exhibits must be grown during 2019.
- B. Corn and soybean grain exhibits must be grown by exhibitor during 2018.
- C. Hay – 2-3 flakes of any type of baled hay.
- D. Sheaf classes shall be securely tied and be 3"- 4" in diameter at center band.
- E. Living corn and soybean exhibits must contain root system and exhibitor must compete in corn and soybean gallon classes, respectively. First year exhibitors in this area are exempt from this rule.
- F. Gallon classes must place name of exhibitor on the bottom of the jar on the inside.
- G. All gallon jars will be emptied Sunday at check-out except those exhibiting at state fair. State fair exhibits will be emptied after the state fair exhibition.
- H. Must be competing in corresponding gallon classes to enter live plants (except for first year exhibitors).

Classes:

Soybeans (50170): Five living soybean plants in one bucket with soil in it. To participate in this class, the exhibitor must also exhibit in the corresponding gallon class, unless this is the exhibitor's first time entering the live class. These plants do not have to be raised by the exhibitor, but should be selected and prepared by the exhibitor. For example, it is acceptable for a member to select plants from a neighbor or friend so long as the member has their permission and the exhibitor assists in that selection and digging process.

Exhibitors must include the following information attached to the bucket on a 4x6 note card (DO NOT include your name):

1. Planting Date
2. Population of the area plant was taken from
3. Row Spacing
4. Relative Maturity of the Variety
5. Best feature of your plant/worst feature of your plant

This class will be judged on the following criteria:

1. Uniformity – the individual plants should be "mirror" images.
2. Health
3. Yield Potential

Soybeans, 1 gallon (Not State Fair Eligible): Anyone can participate in this class and the grain can come from any source so long as the exhibitor obtains the grain and prepares the sample themselves. This class will be judged on the following criteria: uniformity of size and color, and cleanliness.

Corn (50171): Two living corn plants in one bucket with soil in it. To participate in this class, the exhibitor must also exhibit in the corresponding gallon class, unless this is the exhibitor's first time entering the live class. These plants do not have to be raised by the exhibitor, but should be selected and prepared by the exhibitor. For example, it is acceptable for a member to select plants from a neighbor or friend so long as the member has their permission and the exhibitor assists in that selection and digging process.

Exhibitors must include the following information attached to the bucket on a 4x6 note card (DO NOT include your name):

1. Planting Date
2. Population of the area plant was taken from
3. Row Spacing
4. Relative Maturity of the Variety
5. Best feature of your plant/worst feature of your plant

This class will be judged on the following criteria:

1. Uniformity – the individual plants should be “mirror” images.
2. Health
3. Yield Potential

Corn, 1 gallon shelled (Not State Fair Eligible): Anyone can participate in this class and the grain can come from any source so long as the exhibitor obtains the grain and prepares the sample themselves. This class will be judged on the following criteria: uniformity of size and color, and cleanliness.

Additional Rules for the Following Crop Classes: Anyone can participate in the following classes and the exhibit can come from any source so long as the exhibitor obtains and prepares the sample themselves. These classes will be judged on the following criteria: uniformity of size and color, and cleanliness. Each exhibit should be accompanied by a 4x6 notecard outlining what the exhibitor believe is the best feature of the plant/worst feature of the plant.

Small Grains (50172):

Sub-classes:

- Oats – 1
- Gallon
- Wheat - 1
- Gallon

Hay, Pure Alfalfa (Not State Fair Eligible): one 6-12 inch slice, should be 95% alfalfa

Hay, Grass-One or more grasses (Not State Fair Eligible): one 6-12 inch slice, should be 95% grass

Hay, Grass/Legume Mix (Not State Fair Eligible): one 6-12 inch slice

Haylage or Silage (Not State Fair Eligible): 1 gallon, in gallon size plastic bag.

Popcorn & All Others (Not State Fair Eligible): 1 quart. Please include the popcorn variety on your 4x6" notecard.

Popcorn Ear (Not State Fair Eligible): 5 samples. Please include the popcorn variety on your 4x6" notecard.

Oats, sheaf (Not State Fair Eligible)

Wheat, sheaf (Not State Fair Eligible)

Crops Innovation Class (50173): Open to youth who were at least 13 years of age on September 1, 2018 and are enrolled in Crops. Demonstrate the skills and knowledge you have gained through the Crops project. This could be related to, but not limited to crop production, crop utilization or topics of interest to the member related to agronomy. The exhibit may include, but isn't limited to, original works, objects, demonstrations, digital presentations, programs, websites, games, apps, performances, or posters which you have made. Choose whatever method best shows what you've learned. Your exhibit should not fit in the other exhibit options for this project. You must furnish any equipment you need for your exhibit. Internet service will not be provided for the exhibit. All exhibits must include something

visual, such as a printed copy of a digital presentation, which will remain on display during the exhibition. Electronic equipment will only be used during your personal judging time and will not remain on display during the entire exhibit period.

Crops Ready4Life Challenge (50175): See rules on page 58.

Crops Maker (50400): See rules on page 58.

Crops Awareness (4H20/10)

Exhibit to be an educational exhibit consisting of a poster, display, notebook, or other material. See rule 6, page 9 for display and poster size restrictions. Topics may be from the following: consumer/industrial uses of crops, agronomic display: botany, fertility, etc., integrated pest management: weeds/insect/diseases, "Dollars & Cents" of crop production, commodity marketing/summary of accomplishment, etc.

Classes:

Crops Awareness Ages 8-12

Crops Awareness Ages 13+

Crop Plots (4H20/10)

Check-in for poster classes from 5:30 - 7:30 p.m. on

Tuesday, July 30 in Cloverleaf Hall

Each fall youth enrolled in corn or soybeans, as a 4-H project, are contacted and asked if they would like to participate in the McLean County Crop Plot program. If your youth would like to participate in 2019-2020 please make sure they re-enroll and add corn and/or soybeans to their 4HOnline profile prior to the April 15 4-H enrollment date.

Rules:

- A. Must notify Extension office of intent to participate in December and be currently growing corn or soybean plot.
- B. Field display and interview classes are judged at exhibitor's plot the week prior to the fair.
- C. Poster classes require a plot poster with pictures and will be judged at the 4-H Fair on Wednesday, July 31.
- D. Harvest Record classes are judged in December following the 4-H Show.
- E. The youth's family does not have to own the land in which the plot resides, you may find a location to host your plot for the season.

Classes (Not State Fair Eligible):

JUDGED AT PLOT:

(PRE-FAIR)

Field Display – corn

Field Display – soybeans

Corn interview

Soybean interview

JUDGED AT FAIR:

Poster - corn

Poster - soybeans

DUE DECEMBER 1:

(JUDGED POST-FAIR)

Harvest Record – corn

Harvest Record – soybean

Dogs

Check-in: See Rule F

Judged on Friday, August 2, in Cloverleaf Auditorium

Director..... **Marshall Watson**
 SuperintendentAngela Evans
 Assistant Superintendent.....Susan Accardi, Stephanie
 Froidcoeur, Dawn Haydu, Marcia Jandura

Rules: (The following rules apply to all dog classes.)

- A. Dogs must be under supervision of the exhibitor at all times, either on leash (max. 6 foot long) or crated and must not be taken near livestock buildings.
- B. Dogs showing in agility must be one year of age or older. For all other classes, dogs must be six months of age or older. They must be cared for, trained by and belong to the exhibitor or to a member of his/her immediate family. The dog may be leased, if trained by and cared for by the exhibitor for the length of the project. A signed lease agreement form must be on file with the local Extension office by June 1, 2019.

Note: No leased dogs may be used in Conformation.

- C. The online 4-H Quality Assurance and Ethics Certification is required for all youth enrolled in dogs. Failure to complete QAEC by July 1 will result in the member being ineligible to exhibit in the McLean County and Illinois State Fair. This is a one-time training. Once a 4-H member has completed it for any species (ex. horses, swine, dogs, poultry, etc.) they do not need to complete it again. The training is available online at: <http://web.extension.illinois.edu/qaec/>.
- D. Mixed breed dogs are allowed in agility, costume, dog care, obedience, rally obedience and showmanship.
- E. Dogs must have CURRENT CERTIFICATE OF RABIES VACCINATION on day of show. Certificate MUST include positive identification of the dog to be shown.
- F. Dogs will remain at the fairgrounds only at the time of the dog show. Check-in will begin at 8 a.m. for agility, followed by course walk-through and the judge's briefing. Check-in will be 10 a.m. for dog care, 11 a.m. obedience and rally obedience classes. Check-in will be 3 p.m. for conformation and showmanship and then 4 p.m. for costume classes. Classes will begin promptly as scheduled. Dogs will be sent home after the show.
- G. A dog that shows viciousness toward its handler, judge, people or other dogs (growling or biting) will be released from the ring by the judge with a "C" rating. The superintendents have the option of releasing the dog from competition for the remainder of the day. General Livestock Rules and Regulations apply.
- H. Exhibitors should wear proper show attire for the classes they are exhibiting in. See Livestock Rules and Regulations. Arm sticker labels are used for exhibitors – shirts with sleeves are recommended.
- I. All participants must use appropriate show equipment. Acceptable leashes are a maximum of 6 ft. (can be shorter in advanced classes) of leather, nylon or canvas. No prong or electronic collars will be allowed on the grounds. No identification tags on collars used in the show ring. Harness or other training aids such as gentle leader are not acceptable show equipment.

Dog Agility

Judging for Dog Agility begins at 9:00a.m.

Rules: See the Department Dogs Rules A-I on page 81

- A. Exhibitors must use proper show equipment. Only quick-clip or buckle collars will be allowed. No tags on collars in the show ring. Leashes may be a maximum of 6 ft. of leather, nylon or canvas for beginners and tab leashes may be used for all others. No retractable, stretchable or chain leashes. Superintendents will inspect all equipment prior to beginning the show, and may modify the requirements to the extent necessary to eliminate any piece of unsafe equipment.
- B. All participants must wear proper show attire when exhibiting animals. In addition to the Livestock Rules and Regulations, athletic shoes (with little or no tread to prevent handler falls and preserve the non-slip matting) will be required. Shorts and skirts that are not shorter than 2" above the knee and official 4-H T-Shirts are permitted for agility.
- C. Exhibitors are limited to two entries per class (must be two different dogs) and a maximum of three dogs.
- D. No treats, training aids, or toys are permitted in the agility ring.
- E. The course will consist of American Kennel Club (AKC) and Teacup Dogs Agility Association (TDAA) approved obstacles. A list of obstacles may be viewed at www.akc.org/events/agility. All contact obstacles are TDAA regulation sized. Course maps are provided at check-in and walk-throughs are prior to the start of competition.
- F. The classes will be divided by height of dog and experience level of dog/handler team. Each dog/handler team may compete at Beginner level until they win the class or until they have competed with the same dog for three years at the Beginner level.
- G. There will be two height divisions in agility. A dog can only be entered in one division.
Small dogs – Dog measuring 16" tall or under at the shoulder. (Dogs jump 4" or 8")
Large dogs – Dog measuring over 16" tall at the shoulder. (Dogs jump 12" or 16")
 The superintendent will measure the dogs and will have the ability to adjust entries for the proper dog size and experience level. The exhibitor must discuss any exceptions (height, weight, senior dog (7+ years), medical) with a superintendent at check-in. A superintendent can approve changes to division or jump height based on exceptions.
- H. Experience levels are defined as followed:
Beginner – Dog is new to agility. Beginners will run course on a full 6' leash.
Intermediate – Dog has some experience with agility, but needs experience with running course off-leash. Course is run off-leash, but with a tab lead. Excessive use of tab will be penalized.
Advanced- Dog is experienced in agility. Course is run off-leash. Tab lead may be on dog's collar during run, but any use will be penalized. Dogs may run without a collar.
- I. Exhibitors will be judged using various criteria including, time for the run and proper execution of each obstacle on the course. Performance faults include actual negotiation of obstacles and ability to stay on course. Three attempts will be allowed to complete each obstacle. Each obstacle is worth 15 points. Each failed attempt will be a 5 point deduction. Disqualifications include: eliminating on the course, aggressive behavior, or out of ring.

Awards:

Best of Class – Based on highest score per class. Point ties will be broken by time for running the course. A run off may be used if times are identical.

Best of Show – The High Point Agility Dog will be awarded to the Best of Class winner with the highest score overall. In the event of a tie, the judge will have the final decision based on the score, difficulty of class, difficulty of course, handling of the dog by the exhibitor and if needed, the course time.

Classes:

Small Dog, Beginner, on lead	Large Dog, Beginner, on lead
Small Dog, Intermediate, off lead	Large Dog, Intermediate, off lead
Small Dog, Advanced, off lead	Large Dog, Advanced, off lead

Dog Care**Judging for Dog Care begins at 11:00 a.m.****Rules:** *See the Department Dogs Rules A-I on page 81*

- J. Exhibitors are limited to one entry in Dog Care.
- K. Judged on the exhibitor's knowledge of dog health, care and grooming. The general appearance of the exhibitor and the dog will be judged.
- L. Open to all dog exhibitors. Exhibitor and dog must be present for judging

Classes:

- Dog Care ages 8-10**
- Dog Care ages 11-13**
- Dog Care ages 14-15**
- Dog Care ages 16+**

Obedience**Judging for Obedience begins at Noon****Obedience Rules:** *See the Department Dogs Rules A-I on page 81*

- M. Exhibitors are limited to two entries in obedience classes (must be two different dogs entered in two different levels of obedience).
- N. A run-off will be held in case of a tie for total score.
 - All beginning level classes will use on leash heeling exercises (Beginner Novice 1 and 2, Graduate Beginner, Pre-Novice, Novice and Graduate Novice).
 - All advanced classes will use novice off lead heeling exercises.
- O. In most classes, commands/signals given by handler will be either voice or hand.

Classes:

An exhibitor can compete multiple years in classes marked with an asterisk (*), if they did not receive a qualifying score in the prior year for that class.

Beginner Novice 1 (50401): (For inexperienced handlers and inexperienced dogs) Heel on lead with posted signs, Figure 8 on lead, Sit for exam on lead, Sit-Stay (walk around ring), Recall off lead front only-no finish.

Beginner Novice 2 (50402): (For experienced handlers and inexperienced dogs OR experienced dogs and inexperienced handlers) Heel on lead with posted signs, Figure 8 on lead, Sit for exam on lead, Sit-Stay (walk around ring), Recall off lead front only-no finish.

Graduate Beginner*: (all on lead) Heel, Figure 8, stand/sit for exam, recall and stay(s).

Preferred -Novice (50403)*: Heel and Figure 8 on lead. Off lead: Stand for exam, Heel free, Recall with finish, Sit or Down-Stay (walk around ring), Sit-Stay-Get your leash.

Novice (50404)*: Heel and Figure 8 on lead. Off lead: Stand for exam, heel free, 30' Recall, Sit-Stay-Get your leash, Group Exercise – Sit & Down Stay (On Lead)

Graduate Novice (50405)*: Heel and Figure 8 off lead, Drop on Recall, Dumbbell Recall, Dumbbell Recall over high jump, Recall over broad jump, Stay-Get your leash (Sit, Down)

Advanced level of training*: Preferred Open, Open, Graduate Open, Preferred Utility or Utility as needed.

Rally Obedience

Judging for Rally Obedience begins at 2 p.m.

Rally Obedience Rules: *See the Department Dogs Rules A-I on page 81*

- P. The event will be timed. In the event of a tie score, the fastest time will break the tie.
- Q. Unless otherwise noted, handler may speak to the dog, pat their leg, or clap their hands to encourage.
- R. Exhibitors are limited to two entries in Rally Obedience classes (must be two different dogs).

Classes:

Rally Novice: 10-15 signs are used (not including start and finish). 3-7 of the signs must be “stationary” signs. Performed on leash.

Rally Intermediate: 12-17 signs are used (not including start and finish). 3-7 of the signs must be “stationary” signs. At least 3 “advanced” signs. Performed on leash.

Rally Advanced: 12-17 signs are used (not including start and finish). 3-7 of the signs must be “stationary” signs. At least 3 “advanced” signs. Dog must jump once. Performed off leash.

Rally Excellent: 15-20 signs are used (not including start, finish, or call marker). Dog must jump twice. 2 or more of the signs must be “advanced” signs. 3 or more of the signs must be “excellent” signs. Must include a “Sit Stay” sign. Performed off leash. Cannot pat leg or clap hands for encouragement.

Conformation

Judging for Conformation and Showmanship begins at 4 p.m.

Rules: *See the Department Dogs Rules A-I on page 81*

- S. Exhibitors are limited to one entry in Conformation classes (either Registered OR Non-Registered but not both).
- T. For Registered dog class only – Original registration papers (no copies) must be shown to the superintendent at check-in. If the exhibitor’s name or a name of their family member does not appear on the papers, the dog will be ineligible. All registration papers must show ownership by June 1, 2019.
- U. In addition to the Livestock Rules and Regulations, skirts that are not shorter than 2” above the knee are permitted for conformation. The exhibitor should be suitably dressed for the occasion, wearing clothing that will not hinder or detract from the presentation of the dog.
- V. Dogs will be judged on the breed structure, coat, teeth, gait and other breed specific criteria.

Classes:

Non-Registered Dogs

Registered Dogs

Showmanship

Showmanship Rules: See the Department Dogs Rules A-I on page 81

- W. Exhibitors are limited to one entry in showmanship.
- X. In addition to the Livestock Rules and Regulations, skirts that are not shorter than 2" above the knee are permitted for showmanship. The exhibitor should be suitably dressed for the occasion, wearing clothing that will not hinder or detract from the presentation of the dog.
- Y. Showmanship exhibitors are judged on handling skill, knowledge of breed standards of their dog, dog show terminology and elementary dog anatomy. Each participant will present their dog individually for examination, allowing the judge to observe the rapport between the exhibitor and the dog while being set up on either the ground or the table.
- Z. Dogs will be judged on cleanliness, general health and grooming.

Classes:

Junior Showmanship (50410)

Sub-class: Jr. Showmanship ages 8-10

Sub-class: Jr. Showmanship ages 11-13

Senior Showmanship (50411)

Sub-class: Sr. Showmanship ages 14-15

Sub-class: Sr. Showmanship ages 16+

Costume

Judging for Costume begins at 5 p.m.

Rules: See the Department Dogs Rules A-I on page 81

- AA. Exhibitors are limited to one entry in costume.
- BB. Exhibitors who choose to wear a costume must be suitably dressed. Costume for exhibitor should tie into the dog's costume. The costume for the dog should not restrict the dog's natural movement. Superintendents will review costumes for safety and appropriateness prior to the show.
- CC. Costumes will be judged on originality, creativity and theme.

Classes:

Dog Costume ages 8-10

Dog Costume ages 11-12

Dog Costume ages 13+

Electricity (4H20/10)

Check-in 5:30 - 7:30 p.m. on Tuesday, July 30, in Cloverleaf Hall

Judged at 9 a.m. on Wednesday, July 31, Cloverleaf Hall

Member will be present for judging.

Director.....Bret Birky
 Superintendent Chris Grotho
 Assistant Superintendents Debbie Marquis, Leslie Sabick, Rod Sabick

Rules:

- A. All exhibits must be constructed by the exhibitor during current 4-H year.
- B. Exhibitors are limited to a maximum of one entry per sub-class and four entries in this section.
- C. A written explanation of project construction and parts list must accompany each exhibit.
- D. Schematic/wiring diagram recommended for all projects.

Classes:

Electricity 1 (50177) - Exploring the Magic of Electricity:

Sub-Classes:

Simple Switch: Size limited to 12"x12". Exhibit a simple circuit with a handmade switch or a switch that shows the mechanical switching action (i.e. knife switch or similar) with one or more loads (i.e. light bulb), powered by a dry cell battery.

Simple Motor: Coils must be hand wound, no kits. Exhibit a simple electric motor. Any design is allowed as long as the 4-H member hand winds the armature (rotor) and/or stator (field) electromagnet coils. No kits or pre-assembled motors allowed. Power must be by dry cell battery(s). Project is to be mounted on board. Switch is recommended but not required.

Magnetic Telegraph/Buzzer Devices: Coils must be hand wound, no kits. Exhibit an electromagnetic telegraph or buzzer device. Any design allowed as long as 4-H member hand winds the electromagnets. No kits or pre-assembled coils allowed. Power must be supplied by dry cell battery(s).

Electricity 2 (50178) - Investigation of Electricity:

Sub-Classes:

DC Circuit Board: Exhibit a circuit board with Direct Current loads (i.e. light bulbs) and a handmade switch or a switch that shows the mechanical switching action (i.e. knife switch or similar), demonstrating a series electrical circuit, parallel circuit or both. Project must be mounted on a board. Dry cell battery(s) must supply power.

DC 3-way or 4-way switch circuit board: Exhibit a circuit board with direct current loads (i.e. light bulbs) and switch(s) demonstrating the application of 3-way and/or 4-way switch action. Exhibit may feature series or parallel circuits. The switches used for this project must expose the mechanical switching action (i.e. knife switch or similar) or are hand made by the exhibitor. Dry cell battery(s) must supply power.

DC Open Class: (i.e. alarm, rocket launcher, etc.) Exhibit any DC electrical device powered by batteries, built by the exhibitor that does not fall into Electricity 1 or Electricity 2 sub-classes. Device must be rugged and there are no limitations to the selection of electrical components in this sub-class.

Electricity 3 (50179) - Wired for Power

Sub-Classes:

- Outdoor Utility Lamp:** Exhibit a work/utility lamp that safely be used both indoors and outdoors. Lamps or light bulbs selected for project must be rated for outdoor use. Project may include a service outlet only with a cord cap cover and must have ground default interruption. All parts including outlets, switches, lamp holders, lamps, power cords must be rated for outdoor application.
- Indoor Lighting Fixture:** Exhibit any type of indoor lamp or light fixture. Exhibit must use UL approved lamp cord, switch and lamp holder. Use cord restraints where necessary to prevent wires from being pulled from lamp holder. Exhibitor must wire plug, switch, and lamp socket (no commercial pre-fabricated plug-to-cord or pre-assembled fixtures allowed).
- AC Motor Driven Device:** Exhibit any device powered by a commercially available AC electric motor. Project must include proper size wiring, disconnects, and circuit interrupters if required (i.e. GFCI for water pumps). Project must be mechanically safe as well as electrically safe. Proper guarding required if belts, pulleys, gears, grinding wheels and/or blades etc. are present. Alternating current only.
- AC Circuit Board:** Exhibit a circuit board using AC components such as outlets, disconnects, switches, GFCI, lamps etc. to demonstrate any typical AC house wiring. Project should follow safe wiring practices and use UL approved wiring and devices. Circuit board should be able to plug into wall outlet and must be grounded.

Electricity 4 (Not State Fair Eligible)

Entering Electronics (Not State Fair Eligible):

Electronic and/or Solid State Devices: Exhibit a circuit or device using electronic or solid state components. Projects may contain semi-conductors, resistors, capacitors, inductors, Integrated Circuits, transformers etc. Semi-conductors refer to transistors, LEDs, SCRs, or other similar devices. Kits welcomed.

Advanced Electricity (Not State Fair Eligible):

Sub-Classes:

- Heating Equipment:** Exhibit open to any type of heating equipment utilizing a heating element or heat lamp. Such projects include: incubators, baseboard heaters, cooking equipment, etc.
- Alternative Energy Devices or Models:** Exhibit may be a model or poster board demonstrating or showing an alternative energy source such as wind power, solar panel devices, solar power, water power, nuclear power, or any other type of alternative power producing source.
- Any Device:** Open to any electrical exhibit that does not fit into any of the above classes.

Electricity Ready4Life Challenge (50181): See rules on page 58.

Electricity Maker (50400): See rules on page 58.

Entomology General (4H20/10)

Check-in 5:30 - 7:30 p.m. on Tuesday, July 30, in Cloverleaf Hall

Judged at 9 a.m. on Wednesday, July 31, in Cloverleaf Hall

Member will be present for judging.

DirectorSid Parks

SuperintendentTerry Carrigan

Rules:

- A. See the Rules & Regulations section (pages 9) for general requirements for Entries & Exhibits. Failure to meet requirements will result in lowering of placing by one grade.
- B. The size and number of exhibit cases should relate appropriately to the number of insects displayed for a specific class.
- C. Cases are to be no deeper than 4". Note – exhibits MAY be placed upright for display.
- D. Exhibitor must accurately label the collection.
- E. Exhibitor must attach the appropriate project manual for the class exhibited to one of the cases with at least one completed activity for each year enrolled.

Classes:

Entomology 1 (50183): *Teaming with Insects 1* – Exhibit 15 or more species representing four or more orders.

Entomology 2 (50184): *Teaming with Insects 2* – Exhibit 30 or more species representing eight or more orders.

Entomology 3 (50185): *Teaming with Insects 3* – Exhibit 60 or more species representing twelve or more orders.

Entomology Display, Other (50186): Exhibit any activity or display related to Entomology that does not fit into Entomology Classes 1, 2 or 3 above. The exhibit may include, but isn't limited to: original works, objects, demonstrations, digital presentations, programs, websites, games, performances, or posters which you have made. Choose whatever method best shows what you've learned. You must furnish any equipment you need for your exhibit. Internet service will not be provided for the exhibit. All exhibits must include something visual, such as a printed copy of a digital presentation, which will remain on display during the exhibition. Electronic equipment will only be used during your personal judging time and will not remain on display during the entire exhibit period.

Entomology Ready4Life Challenge (50187): See rules on page 58.

Entomology Maker (50400): See rules on page 58.

Entomology Beekeeping (4H20/10)

Check-in 5:30 - 7:30 p.m. on Tuesday, July 30, in Cloverleaf Hall

Judged at 9 a.m. on Wednesday, July 31, in Cloverleaf Hall

Member will be present for judging.

DirectorSid Parks

Superintendent Terry Carrigan

Rules:

- A. Create an exhibit that shows the public what you learned in the beekeeping project this year.
- B. No bee hives may be exhibited. (Honey moisture content will be measured.)
- C. Fill level: the honey should be filled to the jar shoulder, not over, nor under.
- D. Chunk honey should go in a wide-mouth jar, preferably one specially made for chunk honey (see beekeeping catalogs). Be careful to distinguish "chunk honey" (comb in jar) from "cut comb" (comb only in box).
- E. Honey exhibited (including chunk, cut comb, and comb) must be collected since the previous year fair.

Classes:

Beekeeping 1 (50388): Exhibit an educational display for one (1) of the following:

1. Flowers Used to Make Honey. Display pressed flowers from ten (10) different Illinois plants that bees use for making honey.
2. Uses of Honey and Beeswax.
3. Setting up a Bee Hive.
4. Safe Handling of Bees
5. Equipment needed by a Beekeeper

Beekeeping 2 (50389): Exhibit one (1) of the following:

1. Extracted Honey: Three (3) 1# jars, shown in glass, screw-top jars holding 1 # of honey each.
2. Chunk honey (comb in jar): Three (3) 1# jars (wide-mouth glass jars).
3. Cut-comb honey: Three (3) 1# boxes (boxes are usually 4 ½" x 4 ½").
4. Working with Honey Bees. Present a topic from your manual to teach fairgoers about working with honey bees. Use your knowledge and creativity to display this information on a poster or in a notebook.

Beekeeping 3 (50390): Exhibit three (3) of the four (4) kinds of honey listed below (#1-4) or prepare an educational display about honey bees or beekeeping:

1. Extracted Honey: Three (3) 1# jars (glass)
2. Chunk Honey (comb in a jar): Three (3) 1# jars (wide-mouth glass)
3. Cut-comb Honey: Three (3) 1# boxes (boxes are usually 4 ½" x 4 ½" in size).
4. Comb Honey- 3 sections (honey built by bees in frames of wood commonly called "sections" (boxes are usually 4 ½" x 4 ½" in size)
5. Prepare an educational display about honey bees or beekeeping.

Beekeeping Ready4Life Challenge (50391): See rules on page 58.

Beekeeping Maker (50400): See rules on page 58.

Exploratory

Check-in from 8 - 9 a.m. on Tuesday, July 30 in Cloverleaf Hall

Judged at 9 a.m. on Wednesday, July 31

Member will be present for judging.

Classes:

Exploratory (Not State Fair Eligible): Welcome to 4-H: Youth ages 8-10 may exhibit a display on one of the following topics from the project book: windowsill gardening, 4-H animals, 4-H family, OR coat of arms.

Collectibles (Not State Fair Eligible): Bring your completed project book and your collection or example of your collection (if it's too large to bring) with pictures of total collection, OR an exhibition poster illustrating one feature of the project.

Food Demonstrations (4H20/10)

Check-in between Noon and 1 p.m. on Saturday, May 4 at the Asmark Institute.

Judging will begin immediately following the completion of the Public Presentations competition.

Director Kailey Parks

Superintendent Stacy Spaulding

Rules:

1. **Failure to meet requirements will result in lowering of placing by one grade.**
2. No commercial names should be visible or mentioned.
3. Food demonstrations must relate to the project area in which the member(s) is/are enrolled. If this is not the case, the member(s) will be ineligible for a Top Food Demonstration Award.

Demonstrations must be 6-10 minutes and done by an individual or team of two members. Exhibitors are responsible for furnishing all equipment and supplies. A demonstration table, easel for your recipe poster. Each exhibitor is responsible for setting up his/her own demonstration area. No parents or supervising adults are permitted to assist the youth in the demonstration space, they must watch from the audience.

Foods & Nutrition (4H20/10)

UNLESS otherwise noted: Check-in 7 - 8:30 a.m. on Wednesday, July 31
Judged between 9 a.m. and 4 p.m.

Member will be present for judging of all classes.

Director **Kailey Parks**
Superintendents Pat Huth, Mary Kerber, Laurie Martin,
Kyle Graber, Lauren Parks, Karen Wyant

Due to spoilage of some products, exhibits may be discarded before the fair is over.
Comment sheets and ribbons will remain on display for duration of the fair.

Rules:

1. **ALL CLASSES ARE CONFERENCE JUDGED. MEMBER MUST BE PRESENT FOR JUDGING FOR EACH CLASS.**
2. Failure to meet requirements will result in lowering of placing by one grade.
3. No prepared mixes allowed.
4. A menu guide is available at the Extension office.
5. All required menus and recipes must be typed or written on a note card(s) not to exceed 4"x6". Menus should be for one day and include the food item exhibited.
6. For educational displays, no commercial names should be visible or mentioned.
See general rules on page 9 for size restrictions.
7. Member may only enter classes in **one** of the following project areas:
Cooking 101, Cooking 201, Cooking 301, Cooking 401. However, member may enter more than one class and/or sub-class in Cooking 101, Cooking 201, Cooking 301, or Cooking 401.
8. All food exhibits must be displayed on a plain white disposable plate and placed in a clear self-sealing plastic bag, unless otherwise noted.
9. Please see Visual Arts rules on page 121 regarding use of copyrighted material.

Exhibition Opportunities - Cooking 101

Classes:

4-H Cooking 101 - Educational Display (Not State Fair Eligible)

Check-in from 5:30 - 7:30 p.m. on Tuesday, July 30

Complete the Explore My Plate Activity (pages 8-12) in the project book. Prepare an educational display to show what you did and what you have learned.

4-H Cooking 101-(50200)

Check-in from 7-8:30 a.m. on Wednesday, July 31.

Exhibit one of the following, made from the recipe in the project book: three, 2-inch square cereal marshmallow bars with no add-ins (page 34) OR 1/4 of 8" square or round coffeecake (page 59) OR three cookies (pages 68-71). Include a menu for one day which includes the food item exhibited. No icing should be used. In addition to your food exhibit, complete the *What's on Your Plate? Activity* on pages 10-11 in the 4-H Cooking 101 project manual. Bring a document with printed pictures of your 3 or more plates and the answers to questions 1-7 to remain on display with your project. The words on the plates must be legible and clearly visible in the picture. Pictures, graphics or photos are acceptable.

Exhibition Opportunities - Cooking 201

4-H Cooking 201 - Educational Display (Not State Fair Eligible)

Check-in 5:30 - 7:30 p.m. on Tuesday, July 30. Members may exhibit one entry in each sub-class.

Food and Kitchen Safety: Create a display on food or kitchen safety topics. Use information from the project book and include additional information from other sources.

Milk Display: Create a display on the different types of milk and possible uses for milk in cooking. Include a recipe that you would like to prepare that contains one type of milk and a menu for one day that includes the food item created from the recipe.

4-H Cooking 201 - (50201)

Check-in from 7 - 8:30 a.m. on Wednesday, July 31. Members may exhibit one entry in each sub-class.

Subclasses:

Cheese Muffins/Biscuits/Scones: Exhibit one of the following, made from the recipe in the project manual (no variations on core recipes): three cheese muffins (page 49) OR three rolled biscuits (page 50) OR three scones (page 51). Include a menu for one day which includes the food item exhibited. Please note that rolled biscuits are not State Fair eligible.

Basic Nut Bread: Exhibit one WHOLE loaf of Basic Nut Bread using one of the fruit or vegetable variations from page 48 of the project book. Include the recipe used, and a menu for one day which includes the food item exhibited. In addition to your food exhibit, complete the *Experiment with Meal Planning Activity* on page 91 in the 4-H Cooking 201 project manual. Bring either page 91 with your completed answers or a document with the answers to remain on display with your project along with a picture of the meal you prepared. You do not need to complete the Challenge Yourself section on page 91.

Cooking 301 - Exhibition Opportunities

4-H Cooking 301 - Educational Display (Not State Fair Eligible)

Check-in 5:30 - 7:30 p.m. on Tuesday, July 30. Members may exhibit one entry in each sub-class.

Experiment: Prepare an educational display based on one of the experiments from the project book.

Nutrition Display: Exhibit a nutrition education display of the different types of cheese and possible uses for cheese in cooking. Include a recipe of your choice that contains one type of cheese and a menu for one day which includes the food item selected.

4-H Cooking 301 - Snack Mix (Not State Fair Eligible)

Check-in 5:30 - 7:30 p.m. on Tuesday, July 30

Exhibit two cups of your favorite baked snack mix recipe displayed in an original themed setting. Include recipe for snack mix and party menu which includes mix on typed on cards not to exceed 4"x6." Completed Party Planning Checklist and Party Planning Timeline from project book must also be displayed. Exhibit must not include perishable foods.

4-H Cooking 301 - Quick Bread (Not State Fair Eligible)

Check-in from 7 - 8:30 a.m. on Wednesday, July 31

Exhibit one whole loaf of any fruit or vegetable quick bread. Use a recipe from any cook book. No prepared mixes. Bake in 5"x9" loaf pan. Include the recipe and a menu for one day which includes food item exhibited.

4-H Cooking 301 (50203)

Check-in from 7 - 8:30 a.m. on Wednesday, July 31. Members may exhibit one entry in each subclass.

Subclasses:

Cake: Exhibit one of the following made from the recipe in the project book: 8" round Rich White Cake or Rich Chocolate Cake (page 115), top side up with no frosting, OR 1/4 of an Oatmeal Cake (page 118), with topping, including one corner, OR 1/4 of Grandma's Apple Cake (page 120), no topping, including one corner. Include a menu for one day which includes food item exhibited. **Please note that Oatmeal Cake and Grandma's Apple Cake will not be State Fair eligible.** In addition to your food exhibit, complete one of the six experiments: *Experiment with Flour*, *Experiment with Kneading*, *Experiment with Yeast*, *Experiment with Butter*, or *Experiment with Cheese*. Bring a document with a printed picture of your experiment and the answers to the experiment questions to remain on display with your project.

Rolls: Exhibit three cloverleaf rolls, made from the Basic Dinner Roll Dough recipe on page 40 of the project book. If icing is used on the tea ring or sweet rolls, the recipe for the icing must also come from the book. The yeast bread/roll dough may be prepared in a bread making machine; however prepared mixes are not permitted. Include a menu for one day which includes the food item exhibited. In addition to your food exhibit, complete one of the six experiments: *Experiment with Flour*, *Experiment with Kneading*, *Experiment with Yeast*, *Experiment with Butter*, or *Experiment with Cheese*. Bring a document with a printed picture of your experiment and the answers to the experiment questions to remain on display with your project.

Coffee Cake: Exhibit a sweet dough tea ring, using half of the recipe for Basic Sweet Dough, page 42 of project book, shaped as desired. Display on aluminum foil covered cardboard cut to not exceed 2" beyond the border of coffee cake, cover in clear plastic wrap. If icing is used on the tea ring, the recipe for the icing must also come from the project manual. Include recipe for icing, if used. Include a menu for one day which includes the food item exhibited. In addition to your food exhibit, complete one of the six experiments: *Experiment with Flour*, *Experiment with Kneading*, *Experiment with Yeast*, *Experiment with Butter*, or *Experiment with Cheese*. Bring a document with a printed picture of your experiment and the answers to the experiment questions to remain on display with your project.

Loaf of Bread: Exhibit one yeast loaf of bread from any recipe. The dough may be prepared in a bread making machine; however prepared mixes are not permitted. Display on aluminum foil covered cardboard cut to not exceed more than 2" beyond the border of loaf and covered in clear plastic wrap. Include the recipe and a menu for one day that includes the food item exhibited. Prepared mixes are not permitted.

Yeast Product: Exhibit a yeast product of choice (not fitting into sub-classes listed above). May be decorated. Display on aluminum foil covered cardboard cut to not exceed more than 2" beyond the border of product, covered in clear plastic wrap. Include a copy of the recipe used and a menu for one day which includes the food item exhibited. **Please note that Yeast Product will not be State Fair Eligible.** In addition to your food exhibit, complete one of the six experiments: *Experiment with Flour*, *Experiment with Kneading*, *Experiment with Yeast*, *Experiment with Butter*, or *Experiment with Cheese*. Bring a document with a printed picture of your experiment and the answers to the experiment questions to remain on display with your project.

Cooking 401-Exhibition Opportunities

Cooking 401 - Educational Display (Not State Fair Eligible)

Check-in 5:30 - 7:30 p.m. on Tuesday, July 30. Members may exhibit one entry in each sub-class.

Experiment: Prepare an educational display based on one of the experiments from the project book.

Nutrition Display: Exhibit a nutrition education display on different types of dried beans/peas and possible uses for them in cooking. Include information on nutritional value, preparation, and storage. Use additional resources. Include a recipe that you have prepared containing at least one type of dried bean or pea and a menu **for one day that includes recipe selected.**

Celebration Meal: Exhibit a display representing your plans for a Celebration Meal. Display should indicate the event being celebrated and should include details regarding the planning and preparation required. Completed Celebration Meal Planning Checklist and Celebration Meal Planning Timeline from the project manual must also be displayed. No food should be included in the exhibit.

Cooking 401 - (50203)

Check-in from 7 - 8:30 a.m. on Wednesday, July 31. Members may exhibit one entry in each sub-class.

Cake: Exhibit one of the following made from the recipe in the project manual (no variations): Angel Food Cake (page 116) **OR** Sponge Cake (page 117) **OR** Chiffon Cake (page 118). No frostings or icings should be used. Display bottom side up on a plain white paper plate placed in a clear self-sealing plastic bag or covered with clear plastic wrap. Include a menu for one day which includes the food item exhibited. In addition to your food exhibit, pick one of the recipes from Cooking 401 that is not a choice for exhibit. Make the recipe and take a picture of the results. Bring a document with a printed picture of the food you made from the recipe and the answers to the following two questions: 1.) If you made this recipe again, what would you do differently? 2.) What did you learn that can help you in other ways besides preparing food?

Please note that Angel Food Cake and Chiffon Cake will not be State Fair eligible.

Focaccia Bread: Exhibit $\frac{1}{4}$ of a 15" x 10" loaf of focaccia bread using the recipes included in the project manual (do not include dipping oil). Include a menu for one day that includes the food item exhibited.

French bread: Exhibit $\frac{1}{2}$ loaf of French bread using the recipe included on page 24 of the project manual. Include a menu for one day that includes the food item exhibited. In addition to your food exhibit, pick one of the recipes from Cooking 401 that is not a choice for exhibit. Make the recipe and take a picture of the results. Bring a document with a printed picture of the food you made from the recipe and the answers to the following two questions: 1.) If you made this recipe again, what would you do differently? 2.) What did you learn that can help you in other ways besides preparing food?

Pie Crust: Exhibit whole unfilled baked pie crust, made using one of the recipes (traditional, oil, or whole wheat no graham cracker) in the project manual (pages 97-100). Display in an 8" or 9" disposable pie pan, placed in a large, clear, self-sealing plastic bag or covered in clear plastic wrap. Include a menu for one day that includes the food item exhibited. In addition to your food exhibit, pick one of the recipes from Cooking 401 that is not a choice for exhibit. Make the recipe and take a picture of the results. Bring a document with a printed picture of the food you made from the recipe and the answers to the following two questions: 1.) If you made this recipe again, what would you do differently? 2.) What did you learn that can help you in other ways besides preparing food?

Cooking 401 - Pies (Not State Fair Eligible)

Check-in from 7 - 8:30 a.m. on Wednesday, July 31. Members may exhibit one entry in each sub-class.

Fruit Pie: Exhibit two-crust fruit pie, using recipes from the project manual (crust-pages 97-100, pie-pages 105-107). Display in an 8" or 9" disposable pie pan, placed in a large, clear, self-sealing plastic bag or covered in clear plastic wrap. Include a menu for one day which includes the food item exhibited.

Other Pie: Exhibit pie of your choice. Be creative: try different crusts and fillings. Use new flavors and combinations of fruits and nuts. No cream, custard or meringue pies that require refrigeration. Use an 8" or 9" disposable pie pan, placed in a large, clear, self-sealing plastic bag or covered in clear plastic wrap. Include the recipe and a menu for one day which includes the food item exhibited.

Cooking 401 - Candy (Not State Fair Eligible)

Check-in from 7 - 8:30 a.m. on Wednesday, July 31. Members may exhibit one entry in each sub-class.

Fudge: Exhibit six 1-inch pieces of classic chocolate fudge from page 89 of the project manual. Omit nuts.

Caramel: Exhibit six caramels from page 90 of the project manual, individually wrapped according to recipe.

Toffee: Exhibit six pieces of toffee from page 91 of the project manual.

Other Candy: Exhibit two pieces of other types of candy not from recipes in project manual. (No divinity.) Include recipes.

Food Preservation - Exhibition Opportunities

Superintendent.....Mary Kerber

Food Preservation (50208)

Check-in 5:30 - 7:30 p.m. on Tuesday, July 30. Members may exhibit one entry in each sub-class.

Rules:

1. Please display with jar rings on. All canned products must be canned in clear, standard jars in good condition. Jars must be sealed using two-piece canning lids. Lids must be new and unused, bands must not be rusty or severely worn.
2. All food exhibits must be labeled, labels must be affixed to side of jar or lid with: the name of the food; the date preserved; appropriate method of food preservation (boiling water bath, pressure canner, food dehydrator, oven, etc.). **No freezer food exhibits will be allowed, displays only.**
3. All preserved products should be prepared and processed according to the current USDA/Extension information. USDA information on preserving food, including recipes, can be found at www.homefoodpreservation.com.
4. All food exhibits must be accompanied with the recipe(s) – typed or written, with the source of the recipe(s) listed. Required Recipes and Sources for Food Preservation Exhibits – all food preservation recipes must be from an approved source. Those sources are: PUT IT UP! Food Preservation for Youth manuals, U.S. Department of Agriculture (USDA), National Center for Home Food Preservation, or Ball/Kerr Canning (recipes after 1985), and Mrs. Wages.
5. Member may exhibit one entry in each sub-class.

Sub-classes:

Butters/ Marmalades: Exhibit one pint or half-pint jar of two different butters and/or marmalades. Size of jars must be uniform. Include a recipe for each item. **Please note that Butters and Marmalades will not be State Fair eligible.**

Jams/Jellies/Preserves: Exhibit half-pint jars from two of these categories: jams, jellies,

or preserves. Include a recipe for each item.

Fruits/Vegetables/Juices: Exhibit two different items in jars appropriately sized for the product. Food may be fruit, vegetables, or tomato product (i.e. juice). Include a recipe for each item.

Pickles/Relishes/Salsas: Exhibit two pint jars of different recipes of pickles (no refrigerator pickles), relishes, and/or salsas. Size of jars must be uniform. Include recipe for each.

Drying Foods: Exhibit two different dried foods packed in plastic food storage bags. Choose from fruit, vegetable, fruit leather or meat jerky. Include a card not to exceed 4"x6" describing step-by-step how you dried each food, including recipe for each.

Freezing: Prepare a nutrition display that illustrates a freezing principle. **No freezer food exhibits will be accepted, displays only.**

Canning: Exhibit two different canned foods in appropriate jars for the project. Food may be fruit, vegetable, meat, or tomato product (i.e. salsa, juice, etc.).

Please note that meat products will not be State Fair eligible.

Food Science-Exhibition Opportunities

Food Science (50204):

Check-in 5:30 - 7:30 p.m. on Tuesday, July 30.

Subclasses:

Food Science 1: Prepare a display, digital presentation, or poster on one of the food science experiments from the manual that you completed. Share 1) the food science question you investigated; 2) process used to conduct the experiment; 3) your results and observations; 4) what you learned; and 5) how you have applied this information. You must furnish any equipment you need for the exhibit. Internet service is not provided. All exhibits must include something visual, such as a printed copy of a digital presentation. Electronic equipment will only be used during your judging time and will not remain on display during the exhibit period. Project manual should be included with exhibit at time of project check-in.

Food Science 2-4: Prepare a display, digital presentation, or poster on one of the food science experiments from the manual that you completed. Share 1) the food science question you investigated; 2) process used to conduct the experiment; 3) your results and observations; 4) what you learned; and 5) how you have applied this information. You must furnish any equipment you need for the exhibit. Internet service is not provided. All exhibits must include something visual, such as a printed copy of a digital presentation. Electronic equipment will only be used during your judging time and will not remain on display during the exhibit period. Project manual should be included with exhibit at time of project check-in.

Foods Innovation Class: (50211): Demonstrate the skills and knowledge you have gained through the project. The exhibit may include, but isn't limited to, original recipes, results of experiments not in the foods project books, variations on recipes or experiments with unique cooking or baking methods. Your work can be displayed by a food product, demonstrations, digital presentation, performances, or posters which you have made. Choose whatever method best shows what you've learned. Your exhibit should not fit in the other exhibit options for this project. You must furnish any equipment you need for your exhibit. Internet service will not be provided for the exhibit. All exhibits must include something visual, such as a printed copy of a digital presentation, which will remain on display during the exhibition. Electronic equipment will only be used during your personal judging time and will not remain on display during the entire exhibit period. If you bring a food product, the food will not be tasted.

Foods Nutrition Ready4Life Challenge (50210): See rules on page 58.

Foods Nutrition Maker (50400): See rules on page 58.

Cake Decorating: See Visual Arts

Check-in from 7 - 8:30 a.m. on Wednesday, July 31.

Due to State Fair class requirements, the descriptions for cake decorating exhibition opportunities at the McLean County Fair have been moved to Visual Arts-Food Decorating. Please register under Visual Arts to indicate that you will be exhibiting in this area; but know that your exhibition will be displayed with the Foods and Nutrition Projects.

Health (4H20/10)

Check-in 5:30 - 7:30 p.m. on Tuesday, July 30

Judged at 9 a.m. on Wednesday, July 31

Member will be present for judging - all classes.

Director.....Kailey Parks
Superintendent..... Kyle Graber

Rules:

1. See rule 6, page 9 for display and poster size restrictions.
2. **Failure to meet requirements will result in lowering of placing by one grade.**
3. For educational displays and demonstrations, no commercial names should be visible or mentioned.

Member may exhibit in ONLY one Health class.

NOTE: Please refer to Health Project Supplement Sheet available at the Extension office or online at: <http://web.extension.illinois.edu/lmw/mclean4hfair/> for hints and tips on preparing Health project exhibits for the McLean County 4-H Fair.

Classes:

Health 1 (50226): Select four First Aid Skills and complete the activities for that section. Bring the project book and be prepared to discuss the completed sections. Assemble a family first aid kit (must not be store bought) and be prepared to explain the purpose for each item.

Health 2 (50227): Select four Staying Healthy skills and complete the activities for that section. Bring the project book and be prepared to discuss the completed sections. Exhibit a "smarts" project as explained in the project manual.

Health 3 (50228): Select four Keeping Fit Skills and complete the activities for that section. Bring the project book and be prepared to discuss the completed sections. Exhibit a poster or display on one of the Keeping Fit Skills.

Health Innovation Class (50229): Open to youth who were at least 13 years of age on September 1, 2017 and are enrolled in Health 1, 2 or 3. Demonstrate skills and knowledge you have gained through the Health project. The exhibit may include, but isn't limited to, original works, objects, demonstrations, digital presentations, programs, websites, games, apps, performances, or posters which you have made. Choose whatever method best shows what you have learned. Your exhibit should not fit into the other exhibit options for this project. You must furnish any equipment needed for your exhibit. Internet service will not be provided. All exhibits will remain on display during the fair, however electronic equipment will only be used during your personal judging time, and will not remain on display during the entire exhibit period.

Health Ready4Life Challenge: See rules on page 58.

Health Maker: See rules on page 58.

Forestry (4H20/10)

Check-in 5:30 - 7:30 p.m. on Tuesday, July 30, in Cloverleaf Hall

Judged at 9 a.m., Wednesday, July 31, in Cloverleaf Hall

Member will be present for judging.

Director Sid Parks
 Superintendent..... Jackie Kraft

Rules:

- A. See the Rules & Regulations section (page 9) for general requirements for Entries & Exhibits. Failure to meet requirements will result in lowering of placing by one grade.
- B. Exhibit any product or display illustrating an activity from the book. The exhibit may include, but isn't limited to: original works, objects, demonstrations, digital presentations, programs, websites, games, apps, performances, or posters which you have made. Choose whatever method best shows what you've learned. You must furnish any equipment you need for your exhibit. Internet service will not be provided for the exhibit. All exhibits must include something visual, such as a printed copy of a digital presentation, which will remain on display during the exhibition. Electronic equipment will only be used during your personal judging time and will not remain on display during the entire exhibit period.

Classes:

Forests of Fun 1: Follow the Path (50212)

Forests of Fun 2: Reach for the Canopy (50213)

Forests of Fun 3: Explore the Deep Woods (50124)

Forestry Ready4Life Challenge(50216): See rules on page 58.

Forestry Maker: See rules on pages 58.

Geology (4H20/10)

Check-in 5:30 - 7:30 p.m. on Tuesday, July 30, in Cloverleaf Hall

Judged at 9 a.m. on Wednesday, July 31, in Cloverleaf Hall

Member will be present for judging.

Director Sid Parks
 Superintendent..... Terry Carrigan

Rules:

- A. See the Rules & Regulations section (page 9) for general requirements for Entries and Exhibits. Failure to meet requirements will result in lowering of placing by one grade.
- B. Exhibitors may exhibit in Pebble Pups Division 1, Pebble Pups Division 2, and Rock Hounds Division 1 for a maximum of two years each.
- C. The size and number of exhibit cases should relate appropriately to the number of specimens displayed for a specific class.
- D. Exhibitor must attach the appropriate project manual for the class exhibited to one of the cases with at least one completed activity for each year enrolled.
- E. Label collection and note where found. Please see project books for suggestions as to labeling exhibit materials.

Classes:

Pebble Pups – Division 1 (50218): Display 8 to 19 rock and mineral specimens including at least three minerals in the collection. Collections may include duplicates that show variation.

Pebble Pups – Division 2 (50219): Display 20 to 29 rock and mineral specimens with a minimum of seven minerals in the collection that exhibit at least seven different points of hardness. Collection may include duplications that show variations.

Rock Hounds – Division 1 (50220): Display 30 to 40 rock and mineral specimens with a minimum of ten minerals in the collection. Rocks should include at least three igneous,

two metamorphic, and three sedimentary groups.

Rock Hounds – Division 2 (50221): Display up to 50 rock and mineral specimens that have been selected to illustrate a specific theme of the exhibitor’s choosing. Be creative. Sample categories should include, but not limited to: industrial minerals and their uses; a specific rock group and the variety that occurs in that group, including some minerals that occur in the environment; select fossils traced through the geologic ages; minerals and their crystal habits; rocks and minerals used in the lapidary arts. **Must show advancement each year of participation.**

Geology Innovation Class (50222): Open to youth who were at least 13 years of age on September 1, 2018 and are enrolled in Geology. Demonstrate the skills and knowledge you have gained through the Geology project. Exhibit may be the result of knowledge gained from project manuals; independent study about Illinois rock(s) and mineral(s), interaction with geology professionals; and/or individual exploration in the area of geology. The exhibit may include, but isn’t limited to, original works, objects, demonstrations, digital presentations, programs, websites, games, apps, performances, or posters which you have made. Choose whatever method best shows what you’ve learned. Your exhibit should not fit in the other exhibit options for this project. You must furnish any equipment you need for your exhibit. Internet service will not be provided for the exhibit. All exhibits must include something visual, such as a printed copy of a digital presentation, which will remain on display during the exhibition. Electronic equipment will only be used during your personal judging time and will not remain on display during the entire exhibit period.

Geology Ready4Life Challenge (50224): See rules on page 58

Geology Maker (50400): See rules on page 58.

Geospatial (Not State Fair Eligible – 4H20/10)

Check-in 5:30 - 7:30 p.m. on Tuesday, July 30, Cloverleaf Hall

Judged at 9 a.m. on Wednesday, July 31, Cloverleaf Hall

Members will be present for judging.

Director **Bret Birky**
Superintendent **Martina Melvin**

Rules:

- A. See the Rules & Regulations section (pages 9) for general requirements for Entries & Exhibits. See rule 6, page 9 for display and poster size restrictions. Failure to meet requirements will result in lowering of placing by one grade.
- B. Exhibitors may bring laptop or GPS equipment for demonstration purposes during judging, but must remove it following judging. All entries must have exhibit material(s) to remain on display during the entire fair, i.e. notebook, display, poster, etc.
- C. Exhibitors may show one exhibit in the “Exploring Spaces” series and one exhibit in the “GPS/Geocaching” series. However, there must be no significant overlap between the exhibits if exhibiting in both series.
- D. For GPS/Geocaching Classes: Please refer to the “GPS/Geocaching Supplement” available at the Extension office for more information.

Classes:

Exploring Spaces, Going Places 1: Exhibit one of the two options listed: Using the ‘Take Me on a Tour’ activity, create a display and map showing four to six tour sites, geo-tools used to create the map, positional data for the sites, and information about the selected sites. **OR** Using information from the “What Are Geographical Tools?” activity, prepare an exhibit showing and describing ten mapping tools. Explain how the mapping tools are used and why maps are important.

Exploring Spaces, Going Places 2: Using the table from the “Take Me on a Tour” activity, create a map showing recreational, historical or public service sites in your community.

Determine if there is a need for additional community resources. Make written suggestions for what resources should be added and where they should be located on your map.

Exploring Spaces, Going Places 3: Create a computer-generated map with layered data that provides information on a community need. Explain how the need was identified; how you gathered information; and your recommendations on how to solve the need. Use the template from "Take Me on a Tour" activity to gather data for the map.

GPS/Geocaching 1: Exhibit a poster or display depicting one or more of the following: GPS/Geocaching terminology; geocaching safety; or geocaching etiquette.

Alternatively, exhibit a poster or display showing how to properly build, hide, officially post online, maintain, and inactivate a regular geocache.

GPS/Geocaching 2: Exhibit a poster or display depicting one or more of the following: How GPS works; the concepts of triangulation, bearing, distance, and negotiating around an obstacle; the similarities and differences between GPS navigation and standard compass and map reading; Universal Transverse Mercator vs. different formats of latitude/longitude for the same waypoint including Universal Transverse Mercator; or multi-caching using a GPS with mapping software to create a map of land objects (campsites, trails, trees, etc.). **Alternatively,** exhibit a poster or display showing how you created a multi-cache, officially post online, and provide evidence to show/demonstrate others have been able to find.

Grounds Improvement (4H20/10)

Check-in from 5:30-7:30 p.m. on Tuesday, July 31 in Cloverleaf Hall

Judged at 9 a.m. on Wednesday, July 31

Members will be present for judging.

Director Kevin Poppe
Superintendent Tom Sennett

Exhibit poster, notebook or display, no larger than 22"x 30", showing changes or improvements made. Include initial problems/challenges and plans for improvement. Must include before and after information in photos, drawings etc.

Classes (Not State Fair Eligible):

- Landscape Improvement
- Home/Farm Improvement

Horticulture: Floriculture (4H20/10)

Director Kevin Poppe
Superintendents..... Diane Logsdon, Joe Toohill,
Sally Whaley, Diane Weer

Classes:

Floriculture A (50192):

Check-in from 7 - 8:30 a.m. on Wednesday, July 31 in Cloverleaf Hall

Judged at 9 a.m. on Wednesday, July 31

Member will be present for judging.

Floriculture A Sub-Class Flower Gardening:

Failure to meet requirements will result in lowering of placing by one grade.

Rules:

- A. Members may enter more than one sub-class.
- B. In sub-classes that required **3 blooming stems (annuals and perennials)** - each should

be displayed with attached foliage. All three blooms or stems should be the same variety, color, shape and size and must have been grown from seed, young seedling plants, bulbs or rhizomes by the exhibitor. NOTE: Exhibitors choosing lilies should include no more than 2/3 of foliage for their exhibit.

- C. Leave the foliage on the stems of the flowers above water. Foliage that would go inside the container may be removed.
- D. Display in clear-glass container with no advertising on it.
- E. Only Annuals and Perennials are eligible for the State Fair

Floriculture A: Flower Gardening Sub-Classes (Youth may exhibit in more than one sub- class):

Annuals, 3 blooming stems

Roses, 1 blooming stem

Perennials, 3 blooming stems

Sunflowers, 1 blooming stem

Gladiolus Spike, 1 blooming stem

Dahlia, 1 blooming stem

Floriculture A Sub-Class Flower Arranging:

Failure to meet requirements will result in lowering of placing by one grade.

Exhibit floral arrangement. Attach 4"x6" card explaining where the arrangement should be used, the season for which it was designed, the steps in preparing the arrangement, and its theme. Flower containers shown at the owner's risk. Fresh flowers should be refreshed daily. Exhibitors should know the names of flowers and greenery used in the arrangement. Only fresh flowers will be considered for state fair. Fresh flowers are able to be purchased-they do not need to be grown at home.

Floriculture A: Flowering Arranging Sub-Classes (Youth may exhibit in more than one sub-class):

Fresh flowers Ages 8-12

Artificial flowers Ages 8-12

Fresh flowers Ages 13+

Artificial flowers Ages 13+

Special Event Flowers Ages 8-12 (Including Corsages, Boutonnieres and Headpieces)

Special Event Flowers Ages 13+ (Including Corsages, Boutonnieres and Headpieces)

Floral Bouquet Age 8-12

Floral Bouquet Age 13+

Photo Collage: Create a photo collage or collection of pictures of plants from your theme garden. Label your plants by name and explain how the plants were chosen to fit the theme.

Floriculture B (50193):

Check-in from 7:30 - 8:30 a.m. on Wednesday, July 31 in Cloverleaf Hall

Judged at 9 a.m. on Wednesday, July 31

Member will be present for judging.

Exhibit one of the following options:

Create an artistic display of dried flowers explaining how each was dried **OR**

Create a photo collage or collection of pictures of plates from your theme garden. Label your plants by name and explain how the plants were chosen to fit the theme.

Floriculture C (50194):

Check-in from 7:30 - 8:30 a.m. on Wednesday, July 31 in Cloverleaf Hall

Judged at 9 a.m. on Wednesday, July 31

Failure to meet requirements will result in lowering of placing by one grade.

Floriculture C Sub-Classes: Youth may exhibit in more than one sub-class.

Indoor Gardening Exhibit 1: Exhibit a plant that you propagated from cuttings, layering or division or **started from seed during the current 4-H year.** Create a photo board showing the

progression of growth. Transplanting is not considered a form of propagation. List on a card no larger than 4"x 6", plant names, rules of care, when and how started for each plant. Plants entered need to be true houseplants. Outdoor annuals, vegetables, and herbs are not considered true houseplants.

Indoor Gardening Exhibit 2: Exhibit one plant started from cuttings, layering or division or started from seed prior to current 4-H year which is cared for by the exhibitor and in a pot 10" or less in diameter. Transplanting is not considered a form of propagation. List on a card no larger than 4"x 6", plant names, rules of care, when and how started for each plant. Plants entered need to be true houseplants. Outdoor annuals, vegetables, and herbs are not considered true houseplants.

Terrarium: Exhibit a terrarium or dish garden suitable for display on a table, (with open or closed top). Plants must be started by exhibitor from cuttings or seeds or as purchased plugs. To be state fair eligible, the plants must be cared for by the exhibitor for at least 5 months and exhibitor needs to be able to explain the different plant, soil, environmental needs, and watering requirements of a closed system. List on a card no larger than 4"x 6", plant names, rules of care, when and how started for each plant. Plants entered need to be true houseplants. Outdoor annuals, vegetables, and herbs are not considered true houseplants.

Fairy Garden: Exhibit a fairy garden suitable for display on a table, (with open or closed top). Plants may be started by exhibitor from cuttings or seeds or as purchased plugs. Elements of the fairy garden must come from nature and be used to make a miniature world. Additional plastic and metal figurines are acceptable. To be state fair eligible the plants must be cared for by the exhibitor for at least 5 months and exhibitor needs to be able to explain the different plant, soil, environmental needs, and watering requirements of a closed system. List on a card no larger than 4"x 6", plant names, rules of care, when and how started for each plant. Plants entered need to be true houseplants. Outdoor annuals, vegetables, and herbs are not considered true house plants.

Indoor Gardening Exhibit 3 (Not State Fair Eligible): Exhibit one plant purchased by the exhibitor by May 1, 2019. List on a card no larger than 4"x 6", plant names, rules of care, when and how started for each plant. Plants entered need to be true houseplants. Attach receipt to the notecard. Transplant into a pot 10" or less in diameter.

Indoor Gardening Exhibit 4 (Not State Fair Eligible): Exhibit one plant purchased prior to the current 4-H year that is cared for by the exhibitor and in a pot 10" or less in diameter. List on a card no larger than 4"x 6", plant names, rules of care, when and how started for each plant. Plants entered need to be true houseplants.

Cactus/Succulent (Not State Fair Eligible): Exhibit one cactus or succulent in a 10" pot or small that has been cared for by the exhibitor prior to May 1, 2019. List on a card no larger than 4"x 6", plant names, rules of care, when and how started for each plant. Plants entered need to be true houseplants.

Floriculture D (50195):

Check-in from 5:30-7:30 p.m. on Tuesday, July 30 in CloverleafHall

Judged at 9 a.m. on Wednesday, July 31

Floriculture D Sub-Classes: Youth may exhibit in more than one sub-class.

Forced Bulbs: Create an exhibit of forced bulbs in a 10" pot.

Flower Arrangement Display: Members should select a theme and bring props that enhance the theme. Displays can be fresh or artificial (only fresh flowers are state fair eligible) and should be able to be displayed in a 2'x2' area. Theme suggestions include birthdays, weddings, anniversaries, etc. Attach a card no larger than 4"x6" explaining the theme of the arrangement(s) and the steps in preparing the flower arrangement display. If the display is made of dried flowers, an explanation of how

each flower was dried is required. Exhibitors should know the names of flowers and greenery used in the arrangement. Fresh flowers are able to be purchased-they do not need to be grown at home.

Flower Arrangement Display Ages 8-12

Flower Arrangement Display Ages 13+

Floriculture Display (50196):

Present an exhibit of the member’s choice that focuses on some aspect of floriculture which does not fit in the categories above. The exhibit may include, but isn’t limited to, original works, objects, demonstrations, digital presentations, programs, websites, games, apps, performances, or posters which you have made. Choose whatever method best shows what you’ve learned. You must furnish any equipment you need for your exhibit. Internet service will not be provided for the exhibit. All exhibits must include something visual, such as a printed copy of a digital presentation, which will remain on display during the exhibition. Electronic equipment will only be used during your personal judging time and will not remain on display during the entire exhibit period.

Flower Arrangement Activity (Not State Fair Eligible)

Check-in at 4:30 p.m. on Wednesday, July 31

Judged 5 p.m. on Wednesday, July 31

Member will be present for judging.

Failure to meet requirements will result in lowering of placing by one grade.

Exhibitor must assemble two different items from the following: table arrangements, fan, umbrella, corsage, etc. before the judge in one hour. Arrangements to be made from fresh and/or dried plant materials. Silks and artificial materials are not permitted. Bring a card no larger than 4”x 6” for each arrangement to indicate where it will be used. Exhibitor must answer all questions directed by the judge and remain with the exhibit until judged. Exhibitors may include props that enhance the theme of the arrangements. Arrangements will remain on final display with props until general project release on Sunday.

Flower Arrangement Activity Sub-Classes:

Flower Arrangement Activity Jr. Div. Ages 8-12

Flower Arrangement Activity Sr. Div. Ages 13+

Floriculture Ready4Life Challenge (50198): See rules on page 58.

Floriculture Maker (50400): See rules on page 58.

Horticulture - Vegetable Gardening (4H20/10)

Check-in from 7 - 8:30 a.m. on Wednesday, July 31 in Cloverleaf Hall

Judged at 9 a.m. on Wednesday, July 31

Director **Kevin Poppe**
Superintendent **Dave Schwartz**
Assistant Superintendents..... **Kurt Busse, Karl Hedding, Kevin Ritter**

Rules:

- A. The classes calling for three different vegetables or three different fruits shall not be interpreted as meaning three varieties of the same vegetable or fruit.
- B. All tomatoes exhibited must be ripe for exhibit.
- C. Waxes or oils should not be used on produce.
- D. All vegetables displayed must have been grown by the exhibitor.
- E. Variety names are encouraged to be indicated on individual plates.

Vegetable Display classes will be judged on the following basis:

Assortment of Vegetables or Fruits-10%, Arrangement of Vegetables or Fruits-10%, Basket and Decoration-10%, Neatness and Attractiveness of Display-10%, and Quality of Vegetables or Fruits-60%

Classes:**Vegetable, Small Display (Not State Fair Eligible):**

Display should be set up by 4-H member and consist of three to five different vegetables or fruits, no potatoes allowed. Display cloth will be allowed. Display limited to 24"x24". List varieties used in display on a card no larger than 4"x6" to accompany exhibit.

Vegetable, Small Display Sub-Classes:**Vegetable, Small Display, Ages 8-10****Vegetable, Small Display, Ages 14+****Vegetable, Small Display, Ages 11-13****Vegetable Display (50314):**

Bushel basket exhibit of fresh fruits and/or vegetables should be set up by 4-H member and consist of a minimum of six different fruits or vegetables and no more than twelve. Decorations such as herbs or asparagus foliage will not be counted, but should be in prime condition. Display no larger than 24"x 32". Varieties count as one fruit or vegetable (example Lima, green, and yellow beans are one vegetable entry). List varieties used on a card no larger than 4"x6".

NOTE: In order to qualify for state fair, there may not be more than two (2) different varieties of any vegetable. For example, red and white potatoes would be classified as two different varieties. Also, in order to qualify for state fair, displays need to include the number and type of vegetables specified in "Tips for Exhibiting Vegetables", available at the Extension office.

Vegetable Display Sub-Classes:**Vegetable Display, Ages 8-10****Vegetable Display, Ages 11-13****Vegetable Display, Ages 14+****Vegetable Plates (50315):**

Exhibitors may enter up to five plates from the types below, no more than one per type. Every kind on plate must be same variety. Type will be specified at check in. Plates will be furnished. Fifteen Best of Class and Fifteen Reserve Best of Class awards will be chosen from all the Individual Plate entries. **Make a separate entry for each plate. Please note that to be eligible for State Fair you must bring two (2) single vegetable plates.**

Type of fruit/vegetable:

Beans, Lima (12 pods)	Potatoes (any variety)(5)	Kohlrabi (5)
Beans, snap (12)	Pumpkin (1)	Melon, any variety (1)
Green pod or golden wax	Squash, fall (edible variety)(1)	Okra (12)
Beets (5)	Squash, summer (any variety)(5)	Onions, large, dry (5)
Broccoli (1 head)	Sweet corn, in husks (5)	Onions, green or set (12)
Brussel sprouts (12)	Tomatoes, slicing (5)	Peas (12 pod)
Cabbage (1 head)	Tomatoes, small fruited (12)	Peppers, large fruited (5)
Cauliflower (1 head)	(includes roma)	(ancho/bell/banana/ garden salsas)
Carrots (5)	Tree Fruits (5)	Peppers, small fruited (12)
Cucumber (5)	Small Fruits (1/2 pint)	(cayenne/chilies/cherry/ habanero/ jalapeno)
Pickling or slicing	All other root crop (5)	
Eggplant (1)	All other non-rooted crop (5)	

Vegetable Plate Sub-Classes:**Plate 1****Plate 2****Plate 3****Plate 4****Plate 5**

Vegetable Gardening Display (50316): Present an exhibit of the member's choice that

focuses on some aspect of vegetable gardening which does not fit in the categories above. The exhibit may include, but isn't limited to, original works, objects, demonstrations, digital presentations, programs, websites, games, apps, performances, or posters which you have made. Choose whatever method best shows what you've learned. You must furnish any equipment you need for your exhibit. Internet service will not be provided for the exhibit. All exhibits must include something visual, such as a printed copy of a digital presentation, which will remain on display during the exhibition. Electronic equipment will only be used during your personal judging time and will not remain on display during the entire exhibit period.

Vegetable Ready4Life Challenge (50318): See rules on page 58.

Herb Gardening (4H20/10)

Check-in from 5:30 - 7:30 p.m. on Tuesday, July 30 in Cloverleaf Hall

Judged at 9 a.m. on Wednesday, July 31

Superintendent.....Brian Myers

Classes (Not State Fair Eligible):

Herb Gardening, Ages 8-12: Any exhibit related to this project. May be a display no larger than 18"x24". Include an explanation for public understanding.

Herb Gardening, Ages 13 & over: Any exhibit related to this project. May be a display no larger than 18"x24". Include an explanation for public understanding.

Intercultural (4H20/10)

Check-in 5:30 - 7:30 p.m. on Tuesday, July 30 in Cloverleaf Hall

Judged at 9 a.m. on Wednesday, July 31

Member will be present for judging

Director Michael Meyer

Failure to meet requirements will result in lowering of placing by one grade.

See rule page 9 for display and poster size restrictions.

Classes:

Intercultural (50233): Prepare a display illustrating what you have learned about a country's or a U.S. region's geography, economy, agriculture, people, language, housing, culture, music, crafts, clothing, holidays or other aspect. Exhibit should be educational in nature and should not promote one's beliefs over another person's beliefs. The exhibit may include, but isn't limited to, original works, objects, demonstrations, digital presentations, programs, websites, games, apps, performances, or posters which youth have made. Choose whatever method best shows what has been learned. Youth must furnish any equipment needed for the exhibit. Internet service will not be provided for the exhibit. All exhibits must include something visual, such as a printed copy of a digital presentation, which will remain on display during the exhibition. Electronic equipment will only be used during personal judging time and will not remain on display during the entire exhibit period. Include the project manual with all required completed sections that pertain to the exhibit information.

Sub-Classes:

Intercultural – Ages 8-9

Intercultural – Ages 10-12

Intercultural – Ages 13+

Intercultural - Ready4Life Challenge (50235): See rules on page 58.

Intercultural Maker: See rules on pages 58.

Interior Design (4H20/10)

Check-in from 5:30 - 7:30 p.m. on Tuesday, July 30 in Cloverleaf Hall

Judged at 8:30 a.m. on Wednesday, July 31

Member will be present for judging.

Director..... Kathy Weinzierl

Superintendent Rosemary Martin

Failure to meet requirements will result in lowering of placing by one grade.

Classes:

Design Decisions, Beginning (50242):

Enter one of the following. Include a card no larger than 4"x6" explaining what you did. All before and after photos should be mounted on appropriate size and color paper to enhance your project presentation.

- 1 Wall Treatment – Poster showing the application of a decorative treatment for a wall (stenciling, rag rolling, etc.) used by exhibitor. Treatment should cover approximately 1/2 of the board. Remaining area of the board should include before/after photos, a picture story of the application, cost comparison, etc. **OR**
- 2 Three-dimensional surface accessory that will sit on a table, dresser, or floor. Item must be made by the exhibitor. Include before and after photo of the item as used in the room. **OR**
- 3 Wall hanging (two or three-dimensional), made by exhibitor. Include before and after photo of the item as used in the room.

Design Decisions, Intermediate (50243):

Enter one of the following. Include a card no larger than 4"x6" explaining what you did. All before and after photos should be mounted on appropriate size and color paper to enhance your project presentation.

1. Comparison shopping study of at least two accessories showing wants and needs, costs, use in overall design plan, quality comparison, etc. and final selection made. May be displayed via poster or notebook. **OR**
2. Bedcover—May include a quilt, comforter, bedspread, dust ruffle, pillow sham, canopy, etc. made by exhibitor. Include before and after photo of item as used in the room. **OR**
3. Window Treatment – May include curtains, draperies, shades, shutters, etc. made by exhibitor. Include before and after photo of the item as used in the room. **OR**
4. Exhibit one item of refinished furniture. Include before and after photos of the item. Photo should be mounted. Include a description of the steps taken to refinish the item.

Design Decisions, Advanced (50244):

Enter one of the following. Include a card no larger than 4"x6" explaining what you did. All before and after photos should be mounted on appropriate size and color paper to enhance your project presentation.

- 1 Select one problem such as storage, unusual or odd-sized window, need for better lighting, privacy or an invention or idea that solves an energy or water problem. Show the steps used to solve the problem and the final product. Use pictures, samples, drawings, etc. to tell the story. Display in a notebook or on poster board. If an item was made by the exhibitor to solve the problem, include that item in the display. Include before and after photos in display. Displays illustrating a general "redecorating" of a room are not appropriate for this exhibit. **OR**
- 2 An item that has been recycled (significantly altered) by the member. Include before and after photos of the recycled item and where it is used in the room. Be prepared to discuss how decisions were made in relation to the alterations

made; **OR**

3. Compare various energy saving techniques that are or could be used in your home. Include items such as cost comparisons of installation and/or usage, potential savings, aesthetic value, quality of life, and practicality. Describe how any of these techniques can affect your global footprint.

Interior Design Innovation Class (50245): Open to youth who were at least 13 years of age on September 1, 2018 and are enrolled in Interior Design. Demonstrate the skills and knowledge you have gained through the Interior Design project. The exhibit may include, but isn't limited to: original works, objects, demonstrations, digital presentations, programs, websites, games, apps, performances, or posters which you have made. Choose whatever method best shows what you've learned. Your exhibit should not fit in the other exhibit options for this project. You must furnish any equipment you need for your exhibit. Internet service will not be provided for the exhibit. All exhibits must include something visual, such as a printed copy of a digital presentation, which will remain on display during the exhibition. Electronic equipment will only be used during your personal judging time and will not remain on display during the entire exhibit period.

Interior Design Ready4Life Challenge (50247): See rules on page 58.

Interior Design Maker (50400): See rules on page 58.

Leadership (4H20/10)

Check-in from 5:30 - 7:30 p.m. on Tuesday, July 30 in Cloverleaf Hall

Judged at 9 a.m. on Wednesday, July 31

Member will be present for judging.

Director

Superintendent Carol Pffoff

Failure to meet requirements will result in lowering of placing by one grade.

For Leadership I, II, and III prepare a binder portfolio with a minimum of four completed activities from each year, from the following areas:

First Year - One activity from each of the following: Understanding Self; Communication; and Getting Along with Others, plus one of exhibitor's choice from the manual.

Second Year - One activity from each of the following: Getting Along with Others; Learning to Learn; and Making Decisions, plus one of the exhibitor's choice from the manual.

Third Year - One activity from each of the following: Making Decisions; Managing; and Working with Groups, plus one of exhibitor's choice from the manual.

Build upon your previous year's work. Activities should relate to the exhibitor's age and experience. Include book **OR** photocopies of the completed activities from the books. **Use of page protectors is recommended.** Include card no larger than 4"x6" that explains how and why you completed this project and what you learned.

Classes:

Leadership I (50248)

Leadership II (50249)

Leadership III (50251)

Leadership Innovation Class (50252): Open to youth who were at least 13 years of age on September 1, 2018 and are enrolled in Leadership. Demonstrate the skills and knowledge you have gained through the Leadership project. Your exhibit should not fit in the other exhibit options for this project. The exhibit may include, but isn't limited to, original works, objects, demonstrations, digital presentations, programs, websites, games, apps, performances, or posters which you have made. Choose whatever method best shows what you've learned. You must furnish any equipment you need for your exhibit. Internet service will not be provided for the exhibit. All exhibits must include something visual, such as a printed copy of a digital presentation, which will remain on display during the exhibition. Electronic

equipment will only be used during your personal judging time and will not remain on display during the entire exhibit period.

Leadership Ready4Life Challenge (Not State Fair Eligible): See rules on page 58.

Leadership Maker (50400): See rules on page 58.

Leadership Group (Not State Fair Eligible): Open to clubs and groups whose members are enrolled in Leadership 1, 2, or 3; Step Up to Leadership 1-4; or What’s Leadership?. Exhibit a display illustrating how your group has used the 4-H Teens As Leaders model effectively in your club, community, school, or state. Leadership activities might include planning, advising, promoting, mentoring, teaching or advocating for change. The exhibit may include, but isn’t limited to, original works, objects, demonstrations, digital presentations, programs, websites, games, apps, performances, or posters which you have made. Choose whatever method best shows what you’ve learned. You must furnish any equipment you need for your exhibit. Internet service will not be provided for the exhibit. All exhibits must include something visual, such as a printed copy of a digital presentation, which will remain on display during the exhibition. Electronic equipment will only be used during your personal judging time and will not remain on display during the entire exhibit period. The display must be accompanied by 3 or more 4-H members at the time of the judge’s critique. Club members should make a 5- to 10-minute presentation to the judge. All club members present for the judge’s critique should be able to discuss the project and answer questions. Only club members present for judging who participate in the actual critique and presentation are eligible for ribbons and premiums. Due to space limitations exhibits are limited to 2’6” wide and 15” deep.

Natural Resources and Outdoor Activities (4H20/10)

Check-in 5:30 - 7:30 p.m. on Tuesday, July 30, in Cloverleaf Hall

Judged at 9 a.m. on Wednesday, July 31, in Cloverleaf Hall

Member will be present for judging.

Director **Sid Parks**
Superintendent **Blake Mowery**

Rules:

- A. See the Rules & Regulations section (page 9) for general requirements for Entries and Exhibits. Failure to meet requirements will result in lowering of placing by one grade.
- B. Exhibit should help teach others about the project. The poster or display should be colorful, neat, and reflect your knowledge of the project based on your age.
- C. Unless otherwise noted in class description, exhibit can be from the associated 4-H project manual or other reference. If not from a 4-H manual, be prepared to show references during conference judging. Be able to explain the importance and concept behind the project exhibit.
- D. Exhibit will use no perishable foods, over the counter medicines, or live animals. For safety reasons, remove all hooks from fishing lures or place them in a sealed plastic case.

Classes:

Natural Resources 1: Step into Nature (50256)

Natural Resources 2: Explore the Natural World (50257)

Natural Resources 3: Blaze the Trail (50258)

Outdoor Adventures (50259): Exhibit a display illustrating an activity completed from the project manual. Exhibit in one of the following areas:

Outdoor Adventures 1: Hiking Trails

Outdoor Adventures 2: Camping Adventures

Outdoor Adventures 3: Backpacking Expeditions

Sport fishing 1: Take the Bait (50260)

Sport fishing 2: Reel in the Fun (50261)

Sport Fishing 3: Cast into the Future (50262)

Wildlife – 1 (50266)

Wildlife – 2 (50263)

Wildlife – 3 (50265)

Earth Treks: Soil Conservation (Not State Fair Eligible)

Prairie Plants of Illinois (Not State Fair Eligible)

Natural Resources/Sports fishing/Wildlife Innovation Class (50264): Open to youth who were at least 13 years of age on September 1, 2018 and are enrolled in any Natural Resource, Sports fishing or Wildlife Project. Demonstrate the skills and knowledge you have gained through the project you have studied. This could be related to, but not limited to habitat construction, maintenance, water quality, fish biology, or involvement with citizen science efforts. The exhibit may include, but isn't limited to, original works, objects, demonstrations, digital presentations, programs, websites, games, apps, performances, or posters which you have made. Your exhibit should not fit in the other exhibit options for this project. You must furnish any equipment you need for your exhibit. Internet service will not be provided for the exhibit. All exhibits must include something visual, such as a printed copy of a digital presentation, which will remain on display during the exhibition. Electronic equipment will only be used during your personal judging time and will not remain on display during the entire exhibit period.

NaturalResourcesReady4LifeChallenge(50267): See rules on page 58.

Natural Resources Maker (50400): See rules on pages 58.

Photography (4H20/10)

Check-in from 5:30-7:30 p.m. on Tuesday, July 30 in Cloverleaf Hall

Judged at 9 a.m. on Wednesday, July 31

Member will be present for judging.

Director
Superintendents Lori Amberg & Lee Holtz

Failure to meet requirements will result in lowering of placing by one grade.

Rules:

1. **NOTE: exhibits are NOT to be in frames.**
2. Exhibitor is limited to either Photography I OR Photography II OR Photography III or no more than three entries in this Section GE: Photography. Only one entry per class is allowed.
3. Include name, class name, age and years in project on back of exhibit.
4. Member should be knowledgeable about the camera used to prepare exhibit.
5. Include card no larger than 4"x6" that explains how and why you completed this project, what you learned and your name. Tape or mount card to back of project.
6. Digital photography may be used for classes Photograph 1, 2, and 3, however, cropping and red eye removal are the ONLY acceptable alterations.
7. Photos may be taken with a camera, an electronic tablet or a mobile phone.
8. Photos may not be taken from a computer game.
9. ALL photos (including Photo Editing exhibits) must be accompanied by details of the camera settings that include:
 - a. Camera/device used
 - b. Aperture (F-stop)
 - c. Exposure time (shutter speed)
 - d. ISO (film/sensor sensitivity)
 - e. Lighting used (flash, artificial, sunlight, other)
 - f. Photo editing software/application used (required for ALL edits and retouches except for cropping)
 - g. Filters used (lens filters and or digital/software filters)

NOTE: Members are allowed to shoot on a camera's automatic setting, but should be able to find the metadata information on the photo to discuss the information above.

10. The exhibition size requirements for all photographs will be: Minimum image size: 5x7, Maximum image size: 8x10, Maximum exhibit size (including frame): 18x20.
11. All exhibitors must include unframed (taped to the back of the framed exhibit or attached to the project booklet) **un-edited** versions of either the same subject or the examples of the same technique that the framed image represents. This will assist the judge in understanding the choices made by the photographer to build the exhibited composition.

Classes:

Photography I (50268):

Exhibit one framed photo which demonstrates your understanding of a technique you learned from your Photography 1 project manual. No photo editing is allowed in this class except cropping and red eye removal. Be prepared to show the page in the manual of the technique you are demonstrating.

Photography 2 (50269): Exhibit one of the two options:

Exhibit one 8"x10" close-up photograph using the skills learned on page 62-63 of the project manual titled "Bits and Pieces." Photos must be mounted directly on one neutral colored mount board or poster no larger than 11"x14" **OR** Exhibit one 8"x10" or two 5"x7" photos which demonstrate your understanding of a technique you learned from your Photography 2 project manual. Be prepared to show the page in the manual of the technique you are demonstrating. Photos must be mounted directly on one neutral colored poster board or mount board, no larger than 11"x14."

Photography 3 (50270): Exhibit one of the two options:

Exhibit one 8" x 10" still-life photo that demonstrates good composition, including color, form, texture, lighting and depth of field. Photos must be mounted directly on one neutral-colored mount board or poster, no larger than 11"x14." **OR** Exhibit one 8"x10" photos which demonstrate your understanding of a technique you learned from your Photography 3 project manual. Be prepared to show the page in the manual of the technique you are demonstrating. Photos must be mounted directly on one neutral-colored mount board or poster, no larger than 11"x14."

Photo Editing (50271): Exhibit one 8"x10" photo that has been altered using digital photo-editing techniques (beyond cropping and red-eye reduction). Include a print of the original photo(s), taped to the back of the exhibit. Photos must be mounted directly on neutral-colored mount board or poster board, no larger than 11"x14." This class is open to youth enrolled in any of the three photography project levels. All edited photos need to be taken by the 4-H member.

Photography Innovation Class (50272): Open to youth who are enrolled in Photography 1, 2, or 3. Demonstrate the skills and knowledge you have gained through the Photography project. **Your exhibit should not fit in the other exhibit options for this project.** The exhibit may include, but isn't limited to, original works, objects, demonstrations, digital presentations, programs, websites, games, apps, performances, or posters which you have made. Choose whatever method best shows what you've learned. You must furnish any equipment you need for your exhibit. Internet service will not be provided for the exhibit. Electronic equipment will only be used during your personal judging time and will not remain on display during the entire exhibit period. All exhibits must include one photo illustrative of the work that is being presented.

Photography Ready4Life Challenge (50274): See rules on page 58.

Photography Maker (50400): See rules on page 58.

Plant & Soil Science (4H20/10)

Check-in from 5:30 - 7:30 p.m. on Tuesday, July 30 in Cloverleaf Hall

Judged at 9 a.m. on Wednesday, July 31

Director Kevin Poppe

Superintendent Kristin Myers

Exhibit a poster or display, see rule 6 page 9, completed from manual.

Classes (Not State Fair Eligible):

Plants & Soils 1: Prepare a display or poster that illustrates an activity from the project manual. The display should demonstrate an understanding of environmental and internal factors that affect plant growth. Include your project journal that documents activity recordkeeping requirements, answers activity questions, and details personal thoughts and ideas.

Plants & Soils 2: Prepare a display or poster that illustrates an activity from the project manual. The display should demonstrate an understanding of the composition of plants, the functions of individual plant parts, plant life cycles, and the many ways plants reproduce. Include your project journal that documents activity recordkeeping, answers activity questions, and details personal thoughts and ideas.

Plants & Soils 3: Prepare a display or poster that illustrates an activity from the project manual. The display should demonstrate an understanding of environmental and internal factors that affect plant growth. Include your project journal that documents activity recordkeeping requirements, answers activity questions, and details personal thoughts and ideas.

Read and Write-A-Book (4H20/10)

Check-in from 5:30 - 7:30 p.m. on Tuesday, July 30 in Cloverleaf Hall

Judged at 9 a.m. on Wednesday, July 31

Director

Superintendent Rachel Kridner, Sara Zimmerman

Failure to meet requirements will result in lowering of placing by one grade.

Rules:

1. Include a card no larger than 4"x6" that explains why you completed this project and what you learned.
2. You may enter one Read-A-Book and one Write-A-Book class. From a book you have read, during the current 4-H year, choose to make.

Classes (Not State Fair Eligible):

Read-A-Book Classes:

Read-A-Book, Ages 8-10: A practical bookmark of overall usable size and thickness depicting a scene or character from the book. Include title of book and author on bookmark. Place bookmark in a plastic bag.

Read-A-Book, Ages 11-12: Make a shoebox diorama depicting a story or character from the book. Include title of book and author on exhibit. Diorama must be completely contained in the shoebox with no extensions and no lid; no part of the exhibit may protrude from the sides, bottom, or top of the shoebox, but you can decorate the outside of the shoebox with thin paper or cover it in thin fabric.

Read-A-Book, Ages 13-15: An original book jacket with an original summary of characters and plot. A book jacket includes flaps, a spine and a front and back cover. Include title of book and author on exhibit. Place book jacket in zip top bags for display of exhibit.

Read-A-Book, Ages 16+: A book review (minimum of two pages, preferably typed). Include title of book and author on exhibit. Must be original work of the exhibitor.

Write-A-Book:

Write a book using your own creativity. Original creative illustrations are encouraged, but not required. You may have your name as the author on your book. This book must be written during the current 4-H year.

Write-A-Book Classes:

Write-A-Book, Ages 8-10

Write-A-Book, Ages 13-15

Write-A-Book, Ages 11-12

Write-A-Book, Ages 16+

Robotics (4H20/10)

Check-in 5:30 - 7:30 p.m. on Tuesday, July 30, in Cloverleaf Hall

Judged at 1 p.m., Wednesday, July 31, in Cloverleaf Hall

Member will be present for judging.

Director **Bret Birky**
Superintendent **Hari Rebba**

All projects should check-in on Tuesday. A written explanation of the project should be presented at check-in. Conference judging sign up for all classes will be done at check-in. If needed, exhibitors should bring their own computers. Exhibitors should bring their robot Wednesday at 1 p.m. and will take it home after judging.

Classes:

Robotics Platforms: Exhibitors can enter only one class in Robotics Platform. Exhibits in this class are designed to be used with the 4-H Robotics Platforms curriculum which uses LEGO Mindstorms (NXT or EV3). Any other programmable robot kit should be exhibited under the Robotics Innovation Open Source Robotics Class. **Exhibitors are also required to bring a Robotics Notebook in which they have recorded their engineering design experience.**

Robotics I Beginning (Not State Fair Eligible): Exhibitors should complete Activities 1-6. Exhibitors will design, build and program a robot that can autonomously follow a predetermined path that changes direction at least four times during a single run.

Robotics I Intermediate (50285): Exhibitors should complete Activities 7-12. Exhibitors will design, build and program a robot that uses at least one sensor to autonomously follow a path, respond to, and or avoid obstacles. Exhibitors in this class must use at least one sensor in their robot design.

Robotics II (50286): Exhibitors should complete Activities 1-7. Exhibitors will design, build and program a robot that uses sensors and programming to complete one of the provided challenges.

Junk Drawer Robotics: All exhibits should be original designs made with everyday objects and materials. Exhibits with purchased kits will not be accepted. Exhibitors are also required to bring their Junk Drawer Robotics Youth Robotics Notebook with the sections completed for the project that is exhibited, including the sections leading up to the activity which is exhibited. For example, if a youth is bringing Activity E from Junk Drawer Level 1, they should have robotics notebook sections A-E completed.

Junkdrawer Robotics I, Give Robots a Hand (50287): Exhibit any item from the "To Make" activity from the Junk Drawer Robotics Level 1 Book. Be sure all robotics notebook sections within the module being exhibited are filled in.

Junkdrawer Robotics II Robots on the Move (50288): Exhibit any item from the "To Make" activity from the Junk Drawer Robotics Level 2 Book. Be sure all robotics notebook sections within the module being exhibited are filled in.

Junkdrawer Robotics III Mechatronics (50289): Exhibit any item from the "To Make" activity from the Junk Drawer Robotics Level 3 Book. Be sure all robotics notebook sections within the module being exhibited are filled in.

Robotics Innovation Class (50292): Open to youth who were at least 13 years of age on September 1, 2017 and are enrolled in Robotics or Junk Drawer Robotics. Exhibit an original robot, either homemade or a kit that does not fall under Robotics 1 or 2 that can complete a task using sensors. If a robot kit is

used, then some parts of the robot must be built using other components such as wood, plastic or metal. The robot can include any types of motors, pneumatics or sensors. The Innovation class can also be used for LEGO Mindstorms or Vex kits where the exhibit does not fall under Robotics 1 or 2 exhibit option. Exhibitors in Robotics Innovation Class must bring a detailed Engineering notebook that describes how the exhibitor designed, built and programmed the exhibit.

Free Range Robotics (50290): Robot exhibits in this class must be either originally designed or built from a kit of reconfigurable parts and components. Autonomous control of the robot must be achieved using an “open source” platform such as Arduino or Raspberry Pi and can be programmed using a coding language that is publically available. Robots must be able to complete at least one physical task that may include following a path or manipulating an object, and it must receive and respond to at least one form of input such as avoiding an obstacle or choosing between two colors. Exhibits must include an engineering notebook that describes the exhibitor designed, built, and programmed the robot.

Robotics Ready4Life Challenge (50293): See rules on page 58.

Robotics Maker (50400): See rules on page 58.

Shooting Sports (4H20/10)

Check-in 5:30 - 7:30 p.m. on Tuesday, July 30, in Cloverleaf Hall

Judged at 9 a.m. on Wednesday, July 31, in Cloverleaf Hall

Member will be present for judging.

Director Sid Parks
 Superintendent Phil Korty
 Assistant Superintendent Paul Phillips

Classes (Not State Fair Eligible):

Shooting Sports Poster

Rules:

- A. See the Rules & Regulations section, pages 9, for general requirements for Entries and Exhibits. Failure to meet requirements will result in lowering of placing by one grade.
- B. No live ammunition, actual firearms or parts of firearm that could be reassembled should be included. Any manufactured part of a sporting arm may not be displayed.
- C. No human silhouette targets should be displayed.
- D. Poster must be based on an activity or lesson from the associated Shooting Sports Member Record Book. The Show Director for Environment and Natural Resources must approve exceptions prior to check-in.
- E. In order to exhibit at the fair, each exhibitor is encouraged (but not required) to attend at least one county level workshop in the appropriate discipline.
- F. All exhibits should be posters only (no displays). Exhibits deemed to be inappropriate will not be allowed to show at the fair.
- G. Exhibitors may enter one poster in each Shooting Sports Exhibit class:

Classes:

Air Rifle Exhibit: Refer to the 4-H Rifle Member Record Book for exhibit ideas.

Archery Exhibit: Refer to the 4-H Archery Member Record Book for exhibit ideas.

Shotgun Exhibit: Refer to the 4-H Shotgun Member Record Book for exhibit ideas.

Pistol Exhibit: Refer to the 4-H Pistol Member Record Book for exhibit ideas.

Shooting Sports Ready4Life Challenge: See rules on page 58.

Shooting Sports Maker (50400): See rules on pages 58.

Shooting Sports Match

Registration for the Shooting Sports Matches, on July 13 and 16, 2019, must be completed on faireentry.com by June 19. Youth should register for all classes they are interested competing in.

Rules:

- A. See the Rules & Regulations section (pages 9) for general requirements for Entries and Exhibits. Failure to meet requirements will result in lowering of placing by one grade.
- B. In order to participate in a Shooting Sports Match, each exhibitor must attend at least two county level workshops in the appropriate discipline. Participants must be at least 12 years old and have successfully completed both level 1 and level 2 workshops prior to the shotgun match.
- C. Shooting Sports Match follows the State 4-H Shooting Sports Rule Books.
- D. Participants may compete in multiple classes within the Shooting Sports category.
- E. A, B, and C ratings will be determined at the time of the competition based on conditions and the overall scores in each class. Place ribbons will be awarded in lieu of Best of Class and Reserve Best of Class ribbons. The number of place ribbons awarded will be based on the number of participants in each class.
- F. Match dates, times, and locations are subject to change. The McLean County Extension Office will notify registered participants of any change.

Air Rifle and Pistol Match – The Air Rifle and Pistol Match will be held at 9 a.m. and 11 a.m. on Saturday, July 13 at Central Illinois Precision Shooting. When registering for the event on faireentry.com each exhibitor will select either rifle and/or pistol, the appropriate match (based upon their 4-H age), and a time slot to shoot.

Archery Match – The Archery Match will held at 6:15 p.m. on Tuesday, July 16 at the McLean County Fairgrounds Mini Expo Building. For Match 1 and 2 may use equipment provided by 4-H or their own compound bow as long as the bow does not have sights or counterweights.

Archery Matches: Participants may use equipment provided by 4-H or their own compound bow as long as the bow does not have sights or counterweights.

Class 1: Ages 8-14 Class 2: Ages 15-18

Participant's Equipment Matches: Participant's equipment may include sights and counterweights.

Class 1: Bare Bow Class 2: Fully Loaded

Shotgun Match – The Shotgun Match will be held on Saturday, July 6 at Darnall's Gunworks and Ranges. The first class will begin at 9 a.m. Participants must have successfully completed both level 1 and level 2 workshops prior to the match.

Match 1: Ages 12-14 Match 2: Ages 15-18

Small Engines (4H20/10)

Check-in 5:30 - 7:30 p.m. on Tuesday, July 30,
At the garage door on the east side of Cloverleaf Hall.
Judged at 9 a.m. on Wednesday, July 31
Member will be present for judging.

Director Bret Birky
Superintendent Stephen Froidcoeur

Classes:

Introduction to Small Engines (Not State Fair Eligible): Exhibit one of the following.

1. Exhibit a display no larger than 4'x4', identifying different engine or lawn and garden equipment parts; **OR**
2. Exhibit a display no larger than 4'x4' showing the function of the various engine or lawn and garden equipment parts.
3. The exhibitor should be prepared to discuss his/her project during conference judging.

Small Engine Maintenance (Not State Fair Eligible): Demonstrate one of the following on an engine (no more than 20 horsepower):

1. Perform routine maintenance on an engine or piece of lawn and garden equipment **OR**
2. Diagnose and troubleshoot specific problems with an engine, short of a complete overhaul. The exhibitor should be prepared to discuss their project during conference judging.

Small Engine Operation (Not State Fair Eligible): Exhibit an operable small engine (no more than 20 horsepower) overhauled or rebuilt by the 4-H member. Include a written maintenance schedule for the engine and a brief description of steps taken by the member in overhauling or rebuilding the engine. During conference judging, the exhibitor should be prepared to discuss his/her engine overhaul or rebuilding experience and to operate the engine for a short time.

Small Engine Display (50294): Exhibit a display no larger than 4'x4' selecting one of the following options:

1. Ignition System: Identify the parts of the ignition system and explain how magnetic energy is produced through the ignition system to ignite the spark plug; **OR**
2. Compression System: Explain how heat energy is produced by an engine and converted into mechanical energy; **OR**
3. Heat Transfer: Explain how heat is transferred through the cooling and lubrication systems of an air cooled or water cooled engine; **OR**
4. Filter Maintenance: Explain the proper maintenance and cleaning of the air, fuel, and oil filters of an engine; **OR**
5. What does a Serial Number Reveal: Explain the various information that can be learned from the serial number or identification number stamped on the shroud of a Briggs and Stratton engine; **OR**
6. Tools to do the Job: Identify and explain the function(s) of different specialty tools needed for small engine work; **OR**
7. Experimentation: Explain through illustration and experiment you conducted from the project manual showing the results of your work.

The exhibitor should be prepared to discuss his/her project during conference judging.

Small Engine Ready4Life Challenge (50297): See rules on page 58.

Small Engine Maker (50400): See rules on page 58.

Small Pets

Check-in 5:30 - 7:30 p.m. on Tuesday, July 30, in Cloverleaf Hall

Judged at Noon, Wednesday, July 31

DirectorDouglas Larson
Superintendent.....Laurel Cummings

NO live animals will be shown. Exhibit a poster, (portrait layout, not landscape), 22" x 28", depicting a topic learned in project. **Include 4-H member's name on back.** Conference judging schedule available at check-in. **Bring 3-5 loose photos to use during conference judging showing 4-H member with pet.**

Small Pets Classes (NOT STATE FAIR ELIGIBLE):

Tropical Fish

Guinea Pigs

Hamsters

Caged Birds

All Other Mammals

All Other Reptiles

[4H20/10] Best Small Pet Exhibit

My Pet Rabbit

Check-in Wednesday, July 31 in Cloverleaf Auditorium located in Cloverleaf Hall

Judged Wednesday, July 31

(See check-in and judging times below.)

Director..... Marshall Watson
Superintendent..... Angie Tiller

Rules:

1. Limited to one rabbit per exhibitor.
2. Costume class restricted to rabbits from classes exhibited in My Pet Rabbit classes only.
3. Rabbits exhibited in My Pet Rabbit are not eligible for rabbit classes on pages 45-47.
4. Rabbits are released to exhibitor after judging is completed to be taken home that day.
5. Exhibitor and rabbit must be present for judging.
6. Rabbits will be judged during the time allotted for the classes. Exhibitor should be available during that entire time.

Classes:

Pet Rabbit – Ages 8 – 11

Pet Rabbit – Ages 12 & Up

Costume Class

Check in – 8:50 a.m. Judging 9 - 9:45 a.m.

Check in – 9:35 a.m. Judging 9:45 – 10:15 a.m.

Check in – 10:05 a.m. Judging 10:15 a.m.

[4H20/10] Best My Pet Rabbit Ages 8 – 11; [4H20/10] Best My Pet Rabbit Ages – 12 & Up

[4H20/10] Best My Pet Rabbit Costume Class

Theater Arts (4H20/10)

Check-in from 5:30 - 7:30 p.m. on Tuesday, July 30 in Cloverleaf Hall

Judged at 9 a.m. on Wednesday, July 31

Member will be present for judging.

Director.....

Superintendent Carol Pfoff

Failure to meet requirements will result in lowering of placing by one letter grade.

Rules:

1. Displays of scene design models or sounds/props/costume charts should not exceed 30"x30"
2. Complete card(s) no larger than 4"x6" for all entries except portfolios of acting activities. Include the title/name of the character, play, scene, or book that you used for your entry. Describe the printed material you have used and tell how you have used or will use the make-up, puppet, costume, scene design model, or sound/props/costume charts.

Classes:

Theater Arts1 (50229): Exhibit one of the following items: Portfolio of activities completed with puppets during the current year **OR** Display illustrating a drawing/photograph of a clown character created by the exhibitor **OR** Display illustrating a picture story developed by the exhibitor.

Theater Arts 2 (Not State Fair Eligible): Exhibit one of the following items: Portfolio of activities with puppet completed during the current year **OR** Display on the history of puppets or puppetry in different cultures **OR** Display a puppet created by the exhibitor **OR** Display a story wheel and play adapted or written for puppets.

Theater Arts 3 (50301): Exhibit one of the following items: Portfolio of activities for set design; make-up; or sound, props, or costuming completed during the current year **OR** Display that includes sound, props and costume charts appropriate for a selected scene from a story or play (limited to no more than eight items) **OR** Display a scenic design model to depict a scene from a script **OR** Display illustrating a character with make-up drawn or colored in. Include a photograph of a person wearing the make-up and information on the character's personality or part in the play.

Theatre Arts Innovation Class (50302): Open to youth who were at least 13 years of age on September 1, 2018 and are enrolled in Theatre Arts. Demonstrate the skills and knowledge you have gained through Theatre Arts project. The exhibit may include, but isn't limited to, original works, objects, demonstrations, digital presentations, programs, websites, games, apps, performances, or posters which the exhibitor has made. Choose whatever method best shows what has been learned. The exhibit should not fit in the other exhibit options for this project. Youth must furnish any equipment needed for the exhibit. Internet service will not be provided for the exhibit. All exhibits must include something visual, such as a printed copy of a digital presentation, which will remain on display during the exhibition. Electronic equipment will only be used during your personal judging time and will not remain on display during the entire exhibit period.

Theatre Arts Ready4Life (50304): See rules on page 58.

Theatre Arts Maker (50400): See rules on page 58.

Garden Tractor Safety & Operation (4H20/10)

Check-in and Judging at 9 a.m., Wednesday, July 31

Meet at 4-H office in Cloverleaf Hall

Director..... Bret Birky
 Superintendent..... Dan Kelley

Rules:

1. Exhibitors will be required to operate a garden tractor and may be required to complete a test on safety and maintenance of equipment.
2. Exhibitor must be present during judging.
3. Equipment will be furnished.

Classes:

Garden Tractor, Ages 8-12 (Not State Fair Eligible)

Garden Tractor, Ages 13+ (Not State Fair Eligible)

Tractor Project Display (4H20/10)

Check-in 5:30 - 7:30 p.m. on Tuesday, July 30, in Cloverleaf Hall

Judged at 9 a.m. on Wednesday, July 31 in Cloverleaf Hall

Member will be present for judging.

Director Bret Birky
 Superintendent..... John Lindsey and Laura Lindsey

See rule 6, page 9 for display and poster size restrictions. All items in the display should be affixed to the display board. NO additional items should be included.

Classes:

Tractor A, Starting Up (50306): Exhibit a display or poster that illustrates one of the following topics: tractor safety; care and maintenance; the tractor as a valuable farm machine; **OR** an activity listed in the 4-H project manual.

Tractor B, Tractor Operation (50307): Exhibit a display or poster that illustrates one of the following topics: cause and prevention of roll overs, diagram how an air cleaner works; diagram and identify an engine cooling system; regulations for battery & oil disposal; **OR** another activity listed in the 4-H project manual.

Tractor C, Moving Out (50308): Exhibit a display or poster that illustrates one of the following topics: wagon and bin hazards; diagram and identify open and closed hydraulic systems; mower types and safety features; conveyor types and safety features; **OR** another activity listed in the 4-H project manual.

Tractor D, Learning More (50309): Exhibit a display or poster that illustrates one of the following topics: method of winterizing a tractor; chemical uses and required safety equipment; parts and process of internal combustion engine; procedure for cleaning and flushing tractor radiator; or another activity listed in the 4-H project manual.

Tractor Innovation Class (50310): Open to youth who were at least 13 years of age on September 1, 2018 and are enrolled in Tractor A, B, C or D. Demonstrate the skills and knowledge you have gained through the Tractor project. This could be related to, but not limited to, advancements in technology, enhancements to crop production, or a topic of interest to the member related to tractors or farm machinery. The exhibit may include, but isn't limited to, original works, objects, demonstrations, digital presentations, programs, websites, games, apps, performances, or posters which you have made. Choose whatever method best shows what you've learned. Your exhibit should not fit in the other exhibit options for this project. You must furnish any equipment you need for your exhibit. Internet service will not be provided for the exhibit. All exhibits must include something visual, such as a printed copy of a digital presentation, which will remain on display during the exhibition. Electronic equipment will only be used during your personal judging time and will not remain on display

during the entire exhibit period.

Tractor Ready4Life Challenge Class (50312): See rules on page 58.

Tractor Maker (50400): See rules on page 58.

Antique Farm Equipment Restoration (4H20/10)

**Check-in 5:30 - 7:30 p.m. on Tuesday, July 30,
at the garage door on the east side of Cloverleaf Hall.
Judged at 9 a.m. on Wednesday, July 31 in Cloverleaf Hall
Member will be present for judging.**

Director **Bret Birky**
Superintendent..... **Stephen Froidcoeur**

Rules:

- A. All projects must be 25 years old or older.
- B. Notebook detailing steps taken must accompany exhibit.
- C. An Antique Farm Equipment Restoration form must be submitted with fair entry
- D. Implements must be detached from tractors.
- E. Exhibitors limited to one entry per class.

Classes:

- Antique Tractors Class (Not State Fair Eligible)**
- Antique Lawn & Garden Tractors Class (Not State Fair Eligible)**
- Antique-all other equipment Class (Not State Fair Eligible)**

Video Filmmaking (4H20/10)

**Check-in from 5:30 - 7:30 p.m. on Tuesday, July 30 in Cloverleaf Hall
Judged at 9 a.m. on Wednesday, July 31
Member will be present for judging.**

Failure to meet requirements will result in lowering of placing by one grade.

Rules:

- 1. All video submissions must be posted on DVD or flash drive and should be no longer than five (5) minutes in length (unless noted differently in class description).
- 2. Files must be formatted for Windows Media Player, QuickTime or MP4.
- 3. Files need to be named with exhibitor’s last name and title of the video.
- 4. Videos are to be original and a result of the member’s current year’s work.
- 5. All videos should comply with copyright regulations and display an image that is appropriate for 4-H audiences.
- 6. No time or date should be imprinted on the video footage. All videos should include an opening title screen, as well as closing credits which include date of production, name of video exhibitor and research sources if appropriate.

Classes:

Commercial or Promotional Video (50324): Prepare a short video (30 seconds to 1 minute in length) that promotes an event, advertises a specific project/ product or is a public service announcement. The video should demonstrate skills in making and editing video.

Animated Video (50325): Prepare a video that represents creative animation of original artwork created by the exhibitor. Media might include: images created with graphics software or hand-drawn images.

Documentary (50326): Prepare a video that represents a research-based

investigation into a topic of choice. Video credits should list research sources and may include paper or electronically published materials, as well as, interviews with experts or constituents related to the topic of investigation.

Short Story or Short Narrative (50327): Prepare a short video that tells a story. The video should demonstrate skills in making and editing video.

Stop Motion Video (Not State Fair Eligible): Video in this class should use animation to make a physically manipulated object appear to move on its own. The object is moved in small increments between individually photographed frames, creating the illusion of movement when the series of frames is played as a continuous sequence with editing software. Clay figures are most often used in stop motion for their ease of repositioning (also called claymation), but any object may be used as the subject for this class.

Video/Filmmaking Innovation Class (50328): Open to youth who were at least 13 years of age on September 1, 2018 and are enrolled in Video/Filmmaking. Demonstrate the skills and knowledge you have gained through the Video project. Your exhibit should not fit in the other exhibit options for this project. The exhibit may include, but isn't limited to, original works, objects, demonstrations, digital presentations, programs, websites, games, apps, performances, or posters which you have made. Choose whatever method best shows what you've learned. You must furnish any equipment you need for your exhibit. Internet service will not be provided for the exhibit. All exhibits must include something visual, such as a printed copy of a digital presentation, which will remain on display during the exhibition. Electronic equipment will only be used during your personal judging time and will not remain on display during the entire exhibit period.

Video/Filmmaking Ready4Life Challenge (50330): See rules on page 58.

Video Maker (50400): See rules on page 58.

Visual Arts (4H20/10)
Check-in, Tuesday, July 30, 5:30 - 7:30 p.m.
Judged at 9 a.m. on Wednesday, July 31

Director..... Michael Meyer

General Rules – All Visual Arts Projects:

Exhibitors must be enrolled in the Visual Arts project on 4HOnline in the category which they are exhibiting. Exhibitors are encouraged to date the project when it is made. All visual arts exhibits are evaluated using a visual arts rubric which takes into account correct use of design elements, craftsmanship, and creativity.

1. **MOST VISUAL ARTS CLASSES ARE CONFERENCE JUDGED. PLEASE CHECK EACH CLASS TO SEE IF IT IS CONFERENCE JUDGED SO THAT YOU KNOW IF YOU NEED TO BE PRESENT.**
2. **Failure to meet requirements will result in lowering of placing by one grade. To check specific requirements view the judging sheets at:**
<https://web.extension.illinois.edu/Imw/mclean4h/5778.html>
3. Each member may enter only one exhibit in each visual arts class.
4. All exhibits are individual projects. All items are prepared by one exhibitor.
5. All items must be prepared for exhibit. Items which are intended to be hung must be prepared for hanging. The hanging device must be sturdy enough to support the weight of the object. Framed items not intended to be hung should be noted as such on card and a photo of the artwork being displayed should be included.
6. **One notecard must be attached to each exhibit. Notecards accompanying exhibits cannot exceed 4"x 6".** Do not write your name on this card. Limit one card; exhibitor may write on both sides. Include the following information on the card:
 - a) Specify if the exhibit is original or non-original indicating if the item is pre-formed, stamped, a kit, etc.
 - b) Tell the steps in completing the exhibit.
 - c) Tell how the item will be displayed.
 - d) Indicate if framing was done by exhibitor or a professional, if applicable.
 - e) List age of exhibitor and years in class.
7. Exhibits at the McLean County 4-H Show may be original or non-original. **Only original work will be considered for the Illinois State Fair.** Original work is defined as something that was created by the exhibitor. Kits, pre-formed articles, stamped or printed materials, etc. are not considered original. Team or school logos are not original. Combining parts of different patterns with the member's own ideas can result in an original design, but simply changing the color, pattern and/or size of a pattern does not make the design original. This also applies for ideas found on a site such as Pinterest. If you create a replica of what you see somewhere else, it is not your original design. **(Exception: Heritage Arts items may follow a pattern.)** If a photo, sketch or other idea source was used, submit it with your entry firmly attached to your exhibit. A well-written notecard explaining the artist's steps in creation of the work can help judges decide the true source of ideas and therefore the originality of the work.
8. The use of copyrighted material is prohibited.
9. Dimensions given for specific entries must include all frames, mats and artwork.

Classes:

Chalk/Carbon/Pigment (50336):

Any original art work done with pencils, chalk, pens, ink, paint, charcoal, dyes, etc. on canvas, paper, or glass. This would include all painting, sketching, drawing, cartooning, printing, etc. *Painted and/or glazed pre-formed ceramics and painted porcelain dolls are not eligible for State Fair exhibit.* Drawings and paintings should be matted or framed under glass. (Exceptions: Oil and acrylic paintings do not require glass and are not required to be matted.) Water color, chalk, pen & ink, computer-generated art, etc. do require some protective covering. Gallery frames are acceptable. Canvas paintings that continue "over the edges" are acceptable without frames; however, the piece must still be prepared for hanging. Matted pieces without frames are acceptable, however the piece must be prepared for hanging OR it must include a photo of the artwork being displayed in a non-hanging manner. There is no specific requirement for the type of mat used. **Exhibit should be matted and/or framed and be at least 8"x10" and not more than 22"x28" including artwork, mat, and frame.**

Sub-Classes:

Cartooning

Drawing which puts a comic (funny, amusing) interpretation on current events or people OR drawings which are an original comic strip.

Single Drawing

Comic Book (must be 4-10 pages)

Painting – Acrylic/Oil

Photo/picture/illustration, if used for reference, should be attached to the back of it.

Ages 8-12

Ages 13+

Painting – Watercolors

Photo/picture/illustration, if used for reference, should be attached to back of it. Any watercolor selected to go to the State Fair must be covered by glass, acrylic or some other protective covering (not plastic wrap).

Ages 8-12

Ages 13+

Sketching

Photo/picture/illustration, if used for reference, should be attached to back of it. Any sketch selected to go to State Fair must be covered by glass, acrylic or some other protective covering (not plastic wrap).

Ages 8-10

Ages 14-16

Ages 11-13

Ages 17+

Other carbon/chalk/pigment

Item that does not fit into the classes listed above or uses more than one medium.

Photo/picture/illustration, if used for reference, should be attached to back of it.

Ages 8-12

Ages 13+

Printing/Stenciling (Not State Fair Eligible):

If the art created is designed to hang, exhibit should be matted and/or framed and be at least 8"x10" and not more than 22"x28" including artwork, mat and frame. Canvas paintings that continue "over the edges" are acceptable without frames; however the piece must still be prepared for hanging.

Sub-Classes:

Printing: Block, slate, or screen used should be accompany item. Vegetables used to print should be accompany the article.

Stenciling: Include stencil in a self-sealing plastic bag with member's name on bag. Stenciling may or may not be an item to hang. If to be hung, follow above instructions. If disposable self-adhesive vinyl stencils cut from craft machines are used, please include cutting pattern used, or duplicate unused vinyl stencil.

Clay (50337):

Any original item made of clay; may be fired or unfired, hand formed or thrown on a wheel. Self-hardening clays are fine. Fire/oven-cured and cornstarch clay could be accepted. Items can include, but are not limited to, clay statues, bowls, jewelry, etc. Pre-formed ceramics are not eligible for State Fair exhibit. **Exhibit may be no larger than 15" high by 15" wide by 12" deep.**

Sub-Classes:

Hand formed or wheel-thrown clay: kiln-fired, oven cured, or self-hardening. Indicated type of clay material and finish used on the notecard.

Ages 8-12

Ages 13+

Synthetic modeling material: oven-baked or self-hardening modeling material.

Ages 8-12

Ages 13+

Ceramics (Not State Fair Eligible):

Pre-formed from molds-non-original. Include types of paint used and any new techniques learned on the notecard. **Exhibit may be no larger than 15" high by 15" wide by 12" deep.**

Sub-Classes:

Ages 8-9

Ages 10-12

Ages 13+

Computer-Generated Art (50338):

Any original art created in any software package. Exhibit may **not** include scanned work, clip art, downloaded images from the internet, any imported image, or photographs. All pixels must be original. Photo mosaics are **NOT** allowed. Exhibitors in this class (like all other classes in this sub-section) must be enrolled in Visual Arts; Computer project enrollment is not required. **NOTE:** Wood and metal exhibits created through the use of laser cutting programs/devices should be entered in this class. **Plastic exhibits with an artistic focus created using a 3-D printer should be entered in this class.** If the art created is designed to hang, then the entry should have some protective covering, such as a glass frame, and prepared for hanging. **If the art is something that has been created with a laser cutting program/device and is NOT designed to hand, it does not require protective covering nor does it need to be prepared to hang.**

Fiber (50339):

Any original item made of fiber. Examples are quilts, fabric collage, soft sculpture, stitchery, weaving, embroidery, cross-stitch, wearable art, hooking, braiding, duct tape artistry, and baskets. Original cross-stitched, knitted, crocheted or quilted items belong in this Fiber class. Non-original cross-stitched, knitted, crocheted or quilted items should be entered in Heritage Arts. Machine knitted items are not appropriate for this class.

Sub-Classes:

Latch hook

Stitchery—hand: This includes original cross-stitch, crewel, embroidery and any other hand stitched projects. Hand stitched items made from patterns should be entered in Miscellaneous Heritage Arts.

Stitchery—machine

String art: Exhibit may not be larger than 30"x30".

Weaving

Fleece-non clothing (will not be conference judged)

Duct Tape artistry

Wearable Art Division I: One item (hat, shoes, bag, shirt, etc.) that is creatively decorated. Possible methods of decorating include: painting, tie-dyeing, gluing or sewing on embellishments to the wearable item.

Wearable Art Division II: One or more garments (shirt, pants, skirt, etc.) and one or more accessories (hat, shoes, bag, etc.) that is creatively decorated. Possible methods of decorating include: painting, tie-dying, gluing or sewing on embellishments to the wearable items.

Fiber Non-Original AGES 8-10 ONLY (50350):

Any non-original item made of fiber. Examples are fabric collage, soft sculpture, stitchery, weaving, embroidery, cross-stitch, crocheting, knitting, weaving, hooking, and felting. Exhibitors may use a pattern and/or an idea generated from another source.

Food Decorating

**All Visual Arts-Food Decorating exhibitions
will be displayed in the Foods area of Cloverleaf Hall.
Please check-in there from 7 - 8:30 a.m. on Wednesday, July 31.**

Food Decorating Rules:

All exhibits must include a card not to exceed 4"x6" listing the frosting recipe and tip numbers used. All frosting and fondant must be handmade by the exhibitor. No prepared or store bought frosting is allowed. Decorating tips must be used unless otherwise specified. **Member MAY be asked to demonstrate decorating technique used during conference judging.**

Member may exhibit one entry in Visual Arts Food Decorating Beginning: Cupcake Class, in addition to one other Food Decorating exhibit.

Food Decorating Beginning (50332):

Exhibit one of the following:

1. Exhibit **four decorated cookies**, using a minimum of four different techniques. Exhibit may use cookies OR cookie forms. All material must be edible. Displayed on eight-inch round, aluminum foil-covered, cardboard base.
2. Exhibit **four decorated cupcakes**, using a minimum of four different techniques. Exhibit may use cupcakes OR cupcake forms. All material must be edible. Displayed on eight-inch round, aluminum foil-covered, cardboard base.
3. Exhibit a **single layer decorated cake**, using a minimum of four different techniques. Exhibit may use cake OR cake form. All material must be edible. Displayed on eight-inch round, aluminum foil-covered, cardboard base.

Food Decorating Intermediate (50333):

Exhibit one of the following:

1. Exhibit four decorated **cookies**, using a minimum of five Level 2 techniques. Exhibit may use cookies OR cookie forms. All material must be edible. Displayed on eight-inch round, aluminum foil-covered, cardboard base.
2. Exhibit four decorated **cupcakes**, using a minimum of five Level 2 techniques. Exhibit may use cupcakes OR cupcake forms. All material must be edible. Displayed on eight-inch round, aluminum foil-covered, cardboard base.
3. Exhibit a **single layer or two-layer cakes**, using a minimum of five Level 2 techniques. Exhibit may use cake OR cake form. All material must be edible. Displayed on eight-inch round, aluminum foil-covered, cardboard base.

Food Decorating Advanced (50334):

Exhibit a decorated, stacked and/or tiered cake with a minimum of two layers, using a minimum of four Level 3 techniques. Displayed on aluminum foil-covered cardboard base. Decorate the sides of the cake, a piped border, with a variation in it, must be used for both the top and bottom border. Exhibit may use cake OR cake form.

Food Decorating Master (50335):

Cake Decorating-Challenge or Wedding Cake. Exhibit to include a one-page written description of your project, including goals, plans, accomplishments, and evaluation of results. Include up to four pictures of your accomplishments **AND** exhibit an original design decorated cake using more than five techniques. Displayed on a suitable aluminum foil covered cardboard base of own choosing. Exhibit may use cake OR cake form. A 4"x6" card must accompany the entry and include the frosting recipe, tip numbers used, how it was constructed, and how many the cake will serve. Exhibitor must bring their own card table, tablecloth and any accessories needed to display cake. Exhibit may use cake OR cake form.

Glass/Plastic (50340)

Any original item made of glass or plastic. Possible items to exhibit include stained glass, etched glass (original design), mosaics made of glass, glass beading, plastic jewelry (friendly plastic). Interlocking building block creations (i.e. LEGOS) are not suitable for State Fair entry. Stepping stones or wall hangings that include cement decorated with glass or plastic items are not suitable for this class.

Sub-Classes:**Glass/Plastic Ages 8-12****Jewelry****Glass/Plastic Ages 13+****Legos (Not State Fair Eligible):****Sub-Classes:**

Lego Kit, Ages 8-12: Items made with kit up to 21"x21" table space. Bring instruction manual to judging.

Legos, No Kit Ages 8-12: Original Item not made from kit up to 21"x21" table space.

Legos, No Kit Ages 13+: Original Item not made from kit up to 21"x21" table space.

Models (Not State Fair Eligible):

Include directions. Members should choose age and difficulty appropriate model.

Sub-Classes:**Ages 8-12** (using glue)**Ages 13+** (using glue)**Ages 8-12**(snap together)**Ages 13+** (snap together)

Diorama: Depict a scene using 1 or more models. The models must be the type that would be entered in other modeling sub-classes. No larger than 12"x12"x12".

Heritages Arts (50341):

Exhibit an item of *traditional* art learned from another person or **from a pattern** (NO KITS) may be entered in this class. Non-original cross-stitched, knitted and crocheted items by pattern fit in this class.

ALL ORIGINAL cross-stitched, knitted and crocheted items should be exhibited in Fiber Arts; (machine knitted items ARE **NOT** acceptable for this class.) Other possibilities include: needlepoint, counted cross-stitch, crewel, embroidery, cut work, hardanger (embroidery openwork), macramé, baskets, candles, pysanki (decorated eggs), leather, quilts, baskets (made using a traditional pattern), traditional handmade dolls with handmade costumes, or candles. **No machine quilting allowed in Heritage Arts.**

Exhibitors must also bring 1) the pattern or a copy of the pattern they used to create their traditional art; and 2) a description of the traditional origins of their art choice.

Sub-Classes:

Basketry, reed

Leather

Macrame

Needlepoint

Candlemaking, molded: From a mold or hand molded-remove from the mold.

Candlemaking, container: Candle remains in container, jar, glass, etc.

Miscellaneous Heritage Arts: Exhibit an item of traditional art learned from another person or pattern (no kits) Possibilities include but are not limited to: hand stitched items from a pattern, pysanki (decorated eggs), and tatting.

For the following sub-classes please exhibit one completed article.

Crocheting, Ages 8-12

Crocheting, Ages 13+

Knitting, Ages 8-12: Must use knitting needles. No looms.

Knitting, Ages 13+: Must use knitting needles. No looms.

Note: Members who create a knitted garment such as a sweater, vest, skirt, dress, etc. may register to participate in the Style Revue on Saturday, August 3.

Quilting: In the following classes please include on the notecard how item was constructed and any new techniques used. Quilt must also contain a label. Label must include: name of the quilt, name of person who made the quilt, the month and year the quilt was completed, and the city and state where the quilter lives. See Quilting Project I or II manual for additional information about labels. Note: no 'pre-cuts' such as jelly rolls, layer cakes, etc. will be allowed.

Quilting I: Construct a 9-patch square (traditional or variation) made into a **pillow, wall-hanging, table hot pad or table centerpiece**. Project cannot be larger than 12 inches square. Square may be hand or machine pieced, **must** be hand quilted.

Must bring the completed Quilting I Project manual to the conference judge.

Quilting II: Construct a quilted and bound wall-hanging, table runner or small quilt. Project must meet the following requirements: a minimum of three blocks; a quarter-square triangle or flying geese unit used in at least one block; contain setting triangles or sashing; contain at least one border and be finished with a mitered, double-folded binding. Item may be hand or machine pieced and quilted by hand, machine, or both. Must bring the completed Quilting II Project manual to conference judging.

Quilting III: Construct a quilt of member's choice with all sides totaling at least 120 inches and not to exceed 340 inches. The quilt must consist of 3 layers (i.e. a woven or pieced top, layer 2 – batting, and layer 3 – a backing) which are sewn together either by hand or machine quilting, using a design of the member's choice. The quilt may not be tied. The quilt must use at least one technique which is new to the member and not covered in Quilting I or Quilting II. Techniques could

include, but are not limited to, applique, paper piecing, album style quilt, art quilt, etc. Member must bring pattern used for the project, or if original work, a sketch of the quilt.

Metal (50342):

Any original item made of metal such as sculpture, tin punch, engraved metal, and jewelry. Items intended for industrial use (as tools and/or shop items) are not considered part of this Visual Arts project and are not eligible for entry. Metal items that have been partially or totally created through the use of laser cutting programs/devices should be entered in Computer-Generated Art.

Nature (50343):

Any original item made of natural material such as wreaths, cornhusk dolls, etc. Items should be made of natural materials (which may be purchased) but securing elements such as glue and wire may be used in the inner construction as long as they do not detract from the overall "natural" appearance. Articles such as dried pressed flowers may be displayed under glass since it is necessary for protection/preservation of the natural materials. Candles are not suitable as entries. All baskets should be entered in Heritage Arts.

Paper (50344):

Any original item made of paper. Examples could include origami; greeting cards; paper-cut designs, paper mache, hand-made paper, paper collage, paper models of architecture, quilling, etc. Paper twist articles, made from directions in craft books and stores ARE NOT original and are not appropriate for this class. Scrapbooks should be exhibited in Visual Arts Scrapbooking.

Sub-Classes:

Greeting Cards: Three cards using three different art techniques. Envelopes are required. Mount on 11"x14" poster board. Display poster board in a clear plastic bag. No overhang on poster.

Ages 8-12

Ages 13+

Paper craft: Original or non-original item made of paper. Minimal non-paper embellishments may be included.

Ages 8-12

Ages 13+

Scrapbooking:

Album may be either 8 1/2"x11" or 12"x12", with a front and back cover. The album must have a minimum of four pages (front and back), exhibited in page protectors. "Embellishments" are defined as the decorations or special details and features that add to a page and make it more visually appealing. Embellishments may include, but are not limited to: ribbon, clips, special lettering, etc. Computer generated pages are acceptable.

Classes:

Scrapbooking, beginning (50345): Must use a minimum of four embellishments and tell a story with pictures.

Scrapbooking, Intermediate (50346): Must use a minimum of eight embellishments and tell a story with pictures and journaling.

Scrapbooking, Advanced (50347): Must use a minimum of 12 embellishments and tell a compelling story with pictures, journaling, and other media.

3-D Design/ Mixed Media (50348):

Art pieces in this class must be comprised of **at least three different media**. No one medium can make up more than 40% of a piece. The piece **should be free-standing** (not meant to be hung) that is observable on at least three different sides. Originality and design are important concepts. Craft and preformed or assembled projects are not acceptable.

Wood (50349):

Any original item made of wood (wood carving, sculpture, collage, wood burning, etc.). Utilitarian wood items made from patterns or kits (e.g. outdoor or indoor furniture, shelves) should be entered in woodworking, not in visual arts. Popsicle stick crafts are not acceptable for State Fair entry. All Visual Arts Wood exhibits **MUST** have an artistic element that the exhibitor can explain. Furniture built by the exhibitor aligns with the Woodworking project area – unless the element to be judged is wood carving or wood burning that is one element of the exhibit. Exhibits will be judged using a Visual Arts Rubric and not a woodworking construction rubric.

Sub-Classes:

Woodcraft Kit (Not State Fair Eligible): Wood items made from patterns or kits. Must be painted, stained or have other type of a finish. May not be larger than 28"x28"x28".

Woodcraft Original: Any original item made of wood (wood carving, sculpture, collage, wood burning, etc.) Do not enter outdoor or indoor furniture or shelves in Visual Arts. Must be painted, stained or have other type of a finish. May not be larger than 36"x36"x36".

Visual Arts Ready4Life Challenge (50330): See rules on page 58.

Visual Arts Maker (50400): See rules on page 58.

Weather

Check-in 5:30 - 7:30pm on Tuesday, July 30, in Cloverleaf Hall

Judged at 9 a.m. on Wednesday, July 31, in Cloverleaf Hall

Director **Sid Parks**
 Superintendent **Jacki Kraft**

Weather:

Exhibit any product or display illustrating an activity from the book. The exhibit may include, but isn't limited to, original works, objects, demonstrations, digital presentations, programs, websites, games, apps, performances, or posters which you have made. Choose whatever method best shows what you've learned. You must furnish any equipment you need for your exhibit. Internet service will not be provided for the exhibit. All exhibits must include something visual, such as a printed copy of a digital presentation, which will remain on display during the exhibition. Electronic equipment will only be used during your personal judging time and will not remain on display during the entire exhibit period.

Classes:

Weather and Climate Science 1 (50392)

Weather and Climate Science 2 (50393)

Weather and Climate Science 3 (50394)

Weather Ready4LifeChallenge(50330): See rules on page 58.

Weather Maker (50400): See rules on page 58.

Welding

Check-in from 5:30 - 7:30 pm on Tuesday, July 30

At garage door on the east side of the Cloverleaf Hall

Judged at 8 a.m. on Wednesday, July 31 in Cloverleaf Hall

Members will be present for judging.

Director **Bret Birky**

Superintendent Stephen Froidcoeur

Exhibits displayed in the welding classes must have prior permission of the superintendent due to size and space requirements. Classes are open to items that could not be made without the use of a welder. Exhibit can be made with any type of welder. Include a 4"x6" card describing the type of welder and materials used, and explaining how the project is used. **Please include detailed plans of the project.**

Only industrial type welding projects, completed by youth in at least the 7th grade by 9/1/2018 are State Fair eligible.

Classes:

Welding (50353):

Sub-classes:

Welding Class 1, Ages 10-14

Welding Class 2, Ages 15+

Welding Ready4LifeChallenge(50330): See rules on page 58.

Welding Maker (50400): See rules on page 58.

Woodworking (4H20/10)

Check-in 5:30 - 7:30 p.m. on Tuesday, July 30, in Cloverleaf Hall

Judged at 9 a.m. Wednesday, July 31

Member will be present for Judging

DirectorBret Birky
 Superintendent Jill Mohr
 Assistant Superintendent Ray Mohr

Rules:

- A. An exhibitor may enter one project per class in their appropriate age group.
- B. A 4"x6" card must be attached to the exhibit before check-in, explaining in detail, materials used, tools used, and process used to make the exhibit. If the exhibit has a rustic or outdoor finish, note why that finish was chosen. The class number **MUST** be written in the upper left hand corner of the card. **Failure to meet these project requirements will result in lowering placing one grade.**
- C. All refinished exhibits must include a labeled picture(s) of the item prior to refinishing and pictures of the refinishing in progress. Only original wood species used when the item was made are allowed.
- D. Exhibitors are encouraged to have a pictorial log of project construction showing the steps used.
- E. Precut kits are not allowed in any class.
- F. All exhibit classes will be **conference judged**. Conference judging sign up will be available at check in.
- G. **Exhibits made from the 4-H manual: exhibitors are encouraged to enhance their projects, (for example stain, paint, embellish with decorations, etc.).**

Classes:

Woodworking 1 (50357): Exhibit one of the following:

Sub-Classes:

Exhibit made from 4-H manual

Exhibit (Non-manual)

Woodworking 2 (50358): Exhibit one of the following:

Sub-Classes:

Exhibit made from 4-H manual

Exhibit (Non-manual)

Refinishing Exhibit

Woodworking 3 (50359): Exhibit one of the following:

Sub-Classes:

Exhibit made from 4-H manual

Exhibit (Non-manual)

Non-furniture (non-manual)

Refinishing Exhibit

Woodworking 4 (50360): Exhibit one of the following:

Sub-Classes:

Exhibit made from 4-H manual

Exhibit (Non-manual)

Refinishing Exhibit

WoodworkingReady4LifeChallenge(50330): See rules on page 58.

Woodworking Maker (50400): See rules on page 58.

Junior Show Contests

Tractor Operator Contest

Check-in and Judging at 9 a.m.,
Saturday, August 3
Meet at the Grandstand Arena

Director Bret Birky
Superintendent.....James Lindsey
Assistant SuperintendentCarl Graf Jr., Michael Graf, John Lindsey,
Theresa Chambers, Stephen Froidcoeur

Rules:

- A. The Tractor Operator Contest is organized by the Junior Show. To register for this contest, and for test and course information, please visit www.mcleancountyfair.org. Additionally, this is where you will enroll in the state contest held at the same time and place.
- B. Tractors will be furnished by dealers. Contestants in class 2271 will operate utility tractors in the 50 hp range.
- C. The contest is open to youth who reside in McLean County, or belong to a McLean County 4-H club, and who are 8 years of age and not yet 19 years of age on or before September 1, 2018
- D. All drivers must participate in safety exercise held prior to operator contest.
 - Class 2271 Tractor Operator, Ages 14+:** Exhibitors will complete the activities in class 2272 and operate tractors in a competition utilizing the National and Illinois contest courses.
 - Class 2272 Tractor Maintenance (No Driving), Ages 8+:** Exhibitors will complete a written test, a parts identification test, and will identify safety issues on a stationary tractor.
- E. Premiums for this contest are listed on page 14.

McLean County Fair Royalty Contest and Scholarship

Sponsored by McLean County Fair

Royalty Contest Directors:**Brian Basting, Brian Dirks,
Linda Dirks, Kelly Graeber**

Entry and Two Letters of Recommendation due: Friday, June 28 by 5:00 p.m.

Preliminary Contest: Wednesday, July 10, at 7 p.m. – McLean County Fair Office,
2242 Westgate Drive, Bloomington (next to Tractor Supply)

Court Dinner: Wednesday, July 24 at 7 p.m. – Avanti’s Italian Restaurant, Bloomington

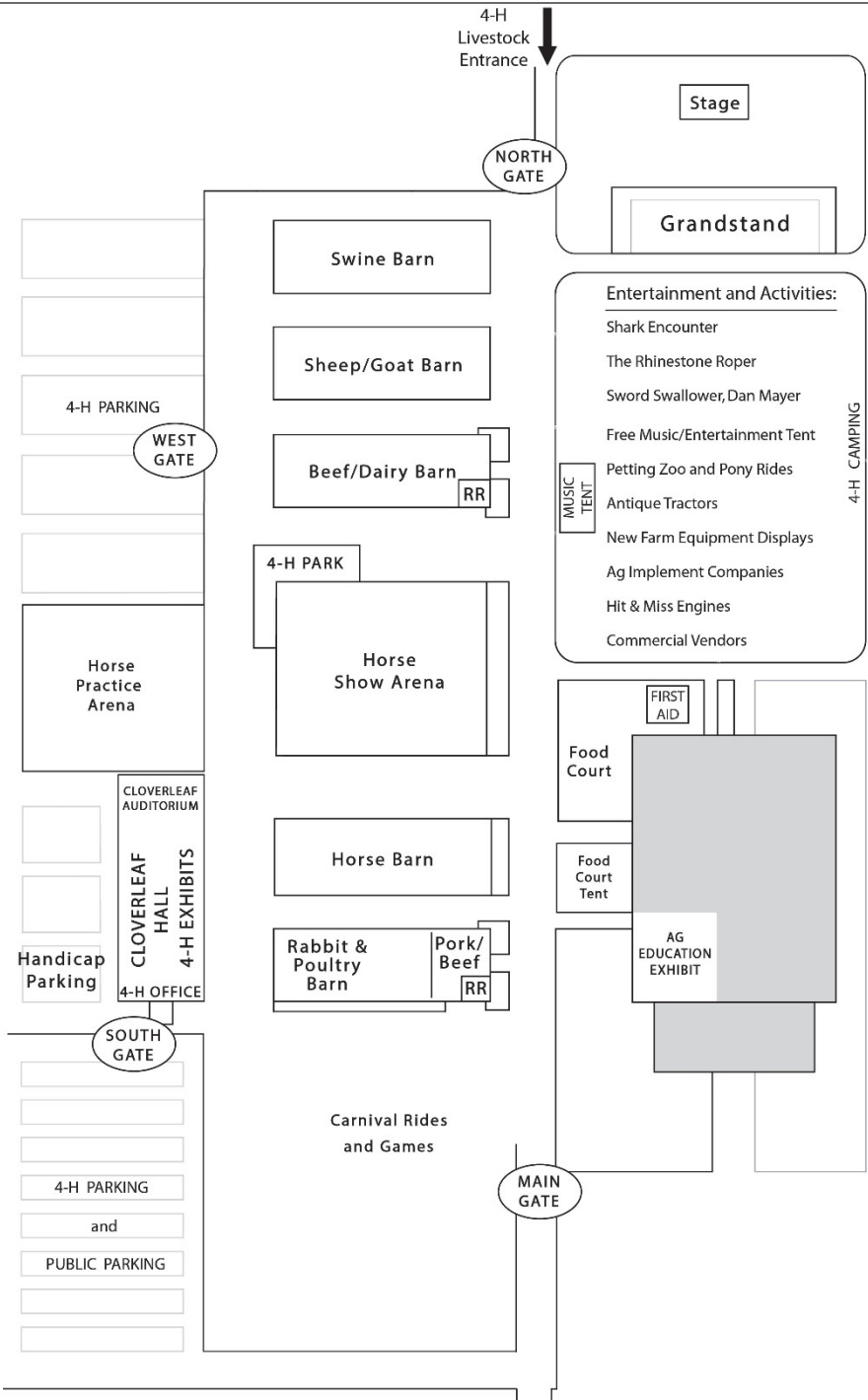
Finals Contest: Wednesday, July 31 at 7 p.m. – Cloverleaf Auditorium, Fairgrounds

Rules and Prizes:

1. Candidates may be any youth exhibiting at the 2019 McLean County Fair who is at least 16 years of age as of September 1, 2018.
2. An entry form may be completed online at www.mcleancountyfair.org/royalty, or printed and delivered to the McLean County Fair Office (2242 Westgate Drive, Bloomington - McLean County Farm Bureau building) no later than 5:00 p.m. on Friday, June 28.
3. Candidates must also have two letters of recommendation from individuals not related to them sent directly to the Fair office no later than 5:00 p.m. on Friday, June 28.
4. The Preliminary Contest judging criteria are based on application, references, and judges’ interview. Candidates, if then selected to be on the court, must agree to participate in the Court Dinner, Final Competition, and activities each day of the Fair.
5. Court Dinner contestants must return an information sheet and final commitment form provided after their selection to the court.
6. Final Competition judging criteria are based on speech and communication skills and stage presence. The contestants’ prepared speech is to be no more than 90 seconds in length. Candidates will also be asked to answer one judge’s question. If a candidate is more than 10 minutes late for the Final Competition, they will be disqualified.
7. Members of the court must attend the Fair each day, present awards and ribbons, attend the evening programs, and fulfill other duties as assigned. After each court member successfully completes their activities at the Fair they will receive a \$50 premium.
8. Court members will get season guest passes for their immediate family to attend the fair.
9. The King and Queen will each receive a \$500 scholarship. Scholarship payment will be made directly to the recipient upon receipt of the 1st semester transcript from a post-high school educational institution.

Thank you to the following donors:

Avanti’s Restaurant - Royalty Court Dinner
 Connie Moore and daughters Sarah, Katie & Molly - Queen’s Crown
 Tractor Supply Company - King’s Hat
 Abbey Elam and Kelly Graeber - Flowers
 Brian Basting - Royalty Car Signs and Parade Escort
 McLean County Timeless Clovers Alumni Association
 Fantasy Amusements & McLean County Fair Assn. - Entertainment and Carnival Rides
 McLean County Fair Assn. - Scholarship Funds, Family Guest Passes, Gifts for Court
 Members and Crown Bearers, and Meal Tickets



2019 Fair Admission

For more information visit, www.mcleancountyfair.org

Admission Passes and Prices:

Children ages 5 and under receive FREE admission

5-day admission wristband:

Child, ages 6-12\$10

Adult, ages 13+\$16

Single day admission ticket:

Child, ages 6-12\$4

Adult, ages 13+\$7

- Admission tickets required at every gate from Wed, 6 a.m. until Sat. 9 p.m. On Sunday, August 4, tickets will be required from Noon until 9 p.m.
- Admission tickets may be purchased prior to the fair at the McLean County Farm Bureau Office, and then at any fair gate.
- “Young at Heart” Day is Thursday, August 1. Seniors (60 and over) get in FREE until Noon.
- “Merchants Day” is Friday, August 2. Children 6-12 get in FREE from Noon - 5 p.m. with a coupon from a participating merchant. See Fair website for details.

Carnival Specials & Grandstand Acts

Grandstand Entertainment:

Wed, July 31, 6 pm: Tractor & Truck Pulls – \$8

Thurs, Aug. 1, 6 pm: Concert, TBA

Friday, Aug. 2, 8 pm: Country Concert, TBA

Sat., August 3, 7 pm: Demolition Derby, – \$15

Carnival Ride Specials for 4-H Members ONLY:

(Offer only good if purchased on Tues, July 30, before 8 p.m.)

- \$13 for Unlimited Rides, Wed, July 31, 1-6 p.m.
- \$13 for Unlimited Rides, Sun, Aug. 4, Noon - 5 p.m.

Golden Clover Award

During the Royalty Contest on Wednesday Night Farm Bureau will again recognize individuals for their outstanding Contributions to the McLean County Fair and 4-H over the past decades.



Congratulations to last year's Golden Clover winners!

Joyce Yoder, Dan Guth

Special Clover - Carolyn Hansen

Emerald Clover – Fred Robb

Who will be this year's winners?

~ Honoring those who have served the Fair and 4-H ~

I ILLINOIS

Extension

COLLEGE OF AGRICULTURAL, CONSUMER
& ENVIRONMENTAL SCIENCES



University of Illinois Extension

University of Illinois Extension's mission is to provide practical education you can trust to help people, business, and communities solve problems, develop skills and build a better future. Extension offers educational programs in five broad areas:

- Energy and environmental stewardship
- Food safety and security
- Economic development and workforce preparedness
- Family health, financial security, and wellness
- Youth development

University of Illinois Extension Serving Livingston, McLean & Woodford Counties

1615 Commerce Parkway
Bloomington, IL 61704 Phone:
(309) 663-8306

Fax: (309) 663-8270

Website: go.illinois.edu/LMW

Office Hours: 8 a.m. - 4:30 p.m.

Office Closed (Lunch): 11:30 a.m. to 12:30 p.m.

Find us on Facebook!

**University of Illinois Extension Livingston, McLean & Woodford
@UofIExtensionLMW**

**McLean County 4-H
@McLeanCountyExt4H**

*University of Illinois | U.S. Department of Agriculture | Local Extension Councils Cooperating
University of Illinois Extension provides equal opportunities in programs and employment.*

*If you need a reasonable accommodation to participate in this program, please contact us.
Early requests are strongly encouraged to allow sufficient time for meeting your access needs.*

McLean County Extension Service Foundation

Provides private funding to supplement the McLean County Extension program in the following area:

- 4-H youth development
- Family and consumer science
- Agriculture and natural resources
- Community and volunteer development

Through collaborations with organized groups, agribusinesses, Home and Community Education Association, community members, retailers, commodity groups and farm organizations, civic groups, and governmental agencies we are able to extend the influence of Extension programs.

Increasing the reach of Extension so more can learn and more can teach.

Contributions may be made to:

McLean County Extension Service Foundation
1615 Commerce Parkway
Bloomington, IL 61704
Phone: (309) 663-8306

Donations now accepted online at mcesfoundation.org/donate

Find us on Facebook by searching
[@McLeanCountyExtensionServiceFoundation](https://www.facebook.com/McLeanCountyExtensionServiceFoundation)

I ILLINOIS
Extension
COLLEGE OF AGRICULTURAL, CONSUMER
& ENVIRONMENTAL SCIENCES



McLean County Extension Service Foundation is a 501 (c) (3) organization and your contribution may be tax deductible. Please retain receipts for your records.