

ALL ROADS lead to the
Ogle County 4-H Fair



The 2021 Ogle County 4-H Fair Book is sponsored by the Ogle County Farm Bureau!

Thank You notes can be sent to:

Ogle County Farm Bureau
421 W Pines Road, Suite 8
PO Box 195
Oregon, IL 61061

Thank you to the Ogle County Farm Bureau, for making it possible for each 4-H Family to receive a 4-H Fair Book in 2021!

Table of Contents

2021 4-H Fair Schedule	2
Purpose of the Fair.....	3
4-H Fair Entry Process.....	4
Pen/Stall Assignment Info for Animals.....	5
General Rules for Ogle County 4-H Fair	5
Animal Rules & Regulations	7
2021 Exhibition Livestock Health Requirements	8
Blue Ribbon Livestock Auction Rules	11
Master Showmanship Contest Rules and Regulations	12
Division: Beef	13
Division: Bucket Calf	15
Division: Cats	16
Division: Dairy & Dual Purpose Cattle	18
Division: Dogs	20
Division: Goats	24
Division: Horses	28
Division: Poultry	32
Division: Quality Meats.....	35
Division: Rabbit	37
Division: Sheep	39
Division: Swine.....	41
Division: Clothing	44
Division: Foods.....	49
Division: Cloverbuds.....	55
Division: General Projects	57
General Projects Class Rules in Alphabetical Order.....	61
2021 Exhibit Building Map	96
2020 Auction Supporters.....	97
2021 Fair Award Donors	98



2021 4-H Fair Schedule

Multi-County Dog Show

Friday, June 25th, Granny Rose, Dixon

1:30 p.m. Dog Check-in (check department pages for classes offered)

2:00 p.m. 4-H Dog Show

Saturday, June 26th, Granny Rose, Dixon

8:30 a.m. Dog Check-in (check department pages for classes offered)

9:00 a.m. 4-H Dog Show

Multi-County Horse Show

Saturday, July 10th, Amber Sun Acres, Malta

7:30 a.m. All 4-H Horses on Grounds

8:30 a.m. 4-H Horse Show

Clothing Day

Saturday, July 17th, Farm Bureau Auditorium

8:30 a.m. Clothing Conference Judging (at assigned check-in time)

General Projects Day

Friday, July 23rd, Ogle County Fairgrounds

1:00 – 5:00 4-H Visual Arts and Photography Judging (at assigned club times)

Saturday, July 24th, Ogle County Fairgrounds

1:00 – 5:00 p.m. 4-H General Projects Judging – All other projects (at assigned club times)

Quality Meats Show

Wednesday, July 21st, Nordman Feedlots

5:00 - 6:00 p.m. Quality Meats Beef Check-in

Thursday, July 22nd, Ogle County Fairgrounds

7:00 - 8:00 a.m. Quality Meats Goats, Sheep & Swine Check-in

Monday, July 26th, Eickman's Meat Locker

8:30 a.m. Quality Meats Judging (*judges & committee only*)

Cat Show

Monday, July 26th, Farm Bureau Auditorium

6:00 p.m. 4-H Cat Show

Foods, Cloverbud, & Exhibit Show

Tuesday, July 27th, Ogle County Fairgrounds

3:00 – 6:00 p.m. 4-H Foods, Floriculture, Plant & Soil Sciences, Crops, Vegetable Gardening, Food & Cake Decorating, and Cloverbud Judging (at assigned club times)

July 28 – August 1, 2021 – Ogle County Fairgrounds

Wednesday, July 28th

3:00 p.m. - 9:00 p.m. Exhibit Building Open to Public

3:00 p.m. - 6:00 p.m. 4-H Swine Check-in, Weigh-in and Stalled

5:00 p.m. - 8:00 p.m. 4-H Sheep, Rabbit, Poultry, Goats, and Dairy Check-in and Stalled

5:00 p.m. - 8:00 p.m. 4-H Beef Check-in, Weigh-in and Stalled

5:00 p.m. 4-H Bucket Calf Clinic

Thursday, July 29th

7:30 a.m.	4-H Dairy Goat Milk Production Milk-Out
8:00 – 4:00 p.m.	State Fair Delegates/Alternates notify our 4-H fair office of decision
8:00 a.m.	4-H Swine Show
9:00 a.m.- 9:00 p.m.	Exhibit Building Open to Public
10:00 a.m.	4-H Rabbit Show
11:00 a.m.	4-H Dairy Show
3:00 p.m. - 4:00 p.m.	4-H Sheep Weigh-in
5:00 p.m.	4-H Sheep Show
5:00 p.m.	4-H Beef Show
5:30 – 6:00 p.m.	4-H Bucket Calf Check-In
6:30 p.m.	4-H Bucket Calf Judging (<i>Will judge between the Steers & Heifer Show</i>)
7:30 p.m.	4-H Dairy Goat Milk Production Contest Milk-Out

Friday, July 30th

8:00 – 4:00 p.m.	State Fair Delegates/Alternates notify our 4-H fair office of decision
9:00 a.m.	4-H Goat Show (<i>Dairy, Pygmy, Meat, followed by Novelty Classes</i>)
9:00 a.m.- 9:00 p.m.	Exhibit Building Open to Public
12:30 p.m.	4-H Poultry Show

Saturday, July 31st

9:00 a.m.- 9:00 p.m.	Exhibit Building Open
3:00 p.m.	Virtual Blue Ribbon Livestock Auction
7:00 p.m.	Master Showmanship Contest

Sunday, August 1st

11:00 a.m. - 3:00 p.m.	Exhibit Building Open to Public
3:00 p.m. - 6:00 p.m.	Exhibit Building Check-out
2:00 p.m.	Animals Check-out (<i>Families with last names beginning with E – L</i>)
3:00 p.m.	Animals Check-out (<i>Families with last names beginning with M – Z</i>)
4:00 p.m.	Animals Check-out (<i>Families with last names beginning with A – D</i>)

Purpose of the 4-H Fair - 4-H fairs are held nationally to allow youth the opportunity to exhibit a product that has resulted from an in-depth yearlong study in an area of interest to them. 4-H'ers should participate in the fair with pride. They have worked hard to get there. They enter the fair to receive feedback regarding the work they have done and to gather ideas for what they can do differently or expand upon in their project areas in future years.

Judging - Conference judging is the main judging format used. During conference judging, judges visit with 4-H'ers about the product being displayed and the project completed to determine whether or not learning has taken place. Conference judging is most prevalent in the General Project and Clothing Shows but is also an important tool for animal judges during showmanship classes.

4-H'ers participating in the fair will receive a ribbon for each entry. Judges will assign ribbons based on the amount of learning they believe has taken place, the quality of the product displayed, and the adherence of the product to the specific class description. The number one reason that 4-H'ers are marked down during judging is because they fail to follow the rules and meet class guidelines.

Ribbons assigned will be blue, red, or white, and should not be confused with letter grades. Blue ratings will be assigned when the exhibit meets class guidelines, the product being shown is of high quality, and the 4-H'er proves that he/she has learned much in the process of completing the project. White ribbons are assigned when products clearly do not meet class guidelines, products are of poor quality, and 4-H'ers appear to have learned little in completing the project. Red ribbons are given for projects falling in between the two extremes. There is no limit on the number of ribbons of any color that can be given. Other ribbons/awards will be given to 4-H'ers at the discretion of the judges and departmental committees.

Each year our county selects a number of 4-H General Project exhibits to represent Ogle County at the Illinois State Fair. These classes are noted at the beginning of each division with the number of eligible entries. Should any of the individuals selected for state competition in a particular division decline that opportunity, alternates in appropriate classes may be selected instead. Delegates and alternates are only selected when judges feel that the projects exhibited are of high enough quality to compete at the state level. Refer to General Projects Rules & Regulations under State Fair Winners for more details on State Fair selections.

Getting Started – Go to: <http://ogle4-hfair.fairentry.com>

Dog Show participants must use: <https://fairentry.com/Fair/SignIn/15615>

Log In: Find the “Sign in with 4-H Online” green button and click to proceed. **Please use the SAME Email and Password that you created when you enrolled in 4-H Online. DO NOT use Internet Explorer when logging in.** (If you forgot your password, please use the button “I forgot my password” to have a temporary one emailed to you.)

SECTION 1 – EXHIBITORS TAB

1. Choose that you would like to register an individual.
2. Now, choose the 4-H'er you would like to register and click CONTINUE.
3. Review the Exhibitor's personal data. If any of the information about the individual is incorrect, log into 4-H Online and correct the information, or contact Jodi at jbmgrtnr@illinois.edu or Amy at amykm@illinois.edu
4. Answer the questions related to animals and pens/stalls. If you are not bringing animals, choose “0” from the dropdown menus. If you are bringing animals: choose appropriate number of animals and pens/stalls if asked and enter “0” for other animals.

THIS DOES NOT MEAN THAT YOU ARE REGISTERED FOR FAIR! YOU MUST CONTINUE THROUGH THE FOLLOWING STEPS AND CHOOSE CLASSES YOU PLAN TO EXHIBIT!

5. Click on the green “CONTINUE TO ENTRIES” box.

SECTION 2 – ENTRIES TAB -- MAKING AN ENTRY

Read the 2021 Ogle County 4-H Fairbook for rules and requirements for all exhibit classes.

1. Click on the green “ADD AN ENTRY” box to the right of the exhibitor's name.
2. Follow the screens to continue selecting your project entry.
3. Answer any questions and continue.
4. When you get to the screen “What do you want to do next?” Decide if you would like to:
 - Add Another Entry for this Exhibitor
 - Register Another Exhibitor (ie. Sibling)
 - Continue to Payment – **choose this option when you have entered all of your entries for all your exhibitors.**

SECTION 3 – PAYMENT TAB

At this time, Ogle County 4-H will not charge any entry fee or pen/stall fees. However, please continue with the payment tab to complete your entries.

1. Review your invoice in detail. If it looks correct, click the green “Continue” box. If not, go back to the Entries tab and fix the entry.
2. To finalize your entries, please click the green “Submit” box.
3. You will receive an email from Fair Entry stating that your entries were submitted. It will also list those classes you submitted.
4. Once you hit submit, you cannot edit your entry or add entries until your entries have been approved.
5. The Extension Office will then approve or reject your entries. You will be sent an email accordingly.



Things to Know:

- Market Beef entries will be made one class at a time and you will be asked to enter animal information. For example, if you want to enter 2 Market Heifers, you must go through Section 2 process twice.
- If you attempt a second entry in a class that is not allowed, it will give you a RED error message.
- All non-livestock projects will be under the “General Projects” Department.
- If you plan to participate in showmanship, please enroll in the showmanship class. You can always drop later if you decide not to participate. If you do not register, you will not be paid a premium.
- Shooting sports enrollment will only occur when selecting your shooting sports club.

Showing Animals?

Here is a list of information that will be required to enroll in each class, when enrolling in an animal project. No animal information will be required for Cats, Dairy Cattle, Dogs, Goats, Poultry, Rabbits, Sheep, or Swine.

Breeding Beef

Required:

- ✓ Birthdate
- ✓ Breed

Market Beef

Required:

- ✓ Tag/ 4-H Tattoo #
- ✓ Breed
- ✓ Sex
- ✓ Beginning Weight Date (February 20, 2021)
- ✓ Beginning Weight

Bucket Calf

Required:

- ✓ Birthdate

Horse

Required:

- ✓ Name of Horse for each class entered
- ✓ Name of Horse AND Horses Date of Birth for all Halter Classes entered

Pen/Stall Assignments

When you register in Fair Entry, you will be asked how many animals you will be exhibiting. Beef, Goat, and Sheep will ask for additional information to determine how many pens/stalls will be assigned.

Tack pens/stalls will be assigned at 1 per exhibitor if available.

General Rules for Ogle County 4-H Fair

1. The Ogle County 4-H Fair, with the exception of quality meats, dog, cat, horse, and clothing competitions, is to be held at the Ogle County Fairgrounds, 1440 N. Limekiln Road, Oregon; July 28 – August 1, 2021.
2. The 4-H Fair is open to regularly enrolled 4-H members of organized 4-H clubs in Ogle County who have attended at least half of their club's meetings since enrollment or fulfilled those obligations established and agreed upon in a properly signed and filed 4-H Contract.
3. Entry deadline for Ogle County 4-H Fair is by Midnight, June 23, 2021. All projects exhibited at the 4-H Fair must be pre-registered using FairEntry.com. Please contact the Extension Office if you have any problem logging in. You will use your 4-H Online username and password to link your profile to FairEntry.com.
4. The 4-H Fair Committee members and 4-H Fair Superintendents and Assistants interpret rulings and decide policies other than those provided. Their decisions shall be final.
5. No alcoholic beverages will be allowed at any 4-H show site. No smoking will be allowed in the exhibit building, livestock barns, or 4-H tents. Action will be taken against those who violate this rule.
6. All exhibits are entered at your own risk.
7. People who dismantle or remove 4-H exhibits before 3:00 p.m., Sunday, August 1st, before they are officially released by departmental superintendents and Extension staff, will forfeit premiums. This rule will be enforced.
8. The grouping system of rating each exhibit will be used. Exhibits in each class will be rated and placed in one of three groups:

Blue Award - meets standards (requirements & criteria)

Red Award - needs some improvement

White Award - needs much improvement

Premiums will be based on the unit value of the class, group value, and "X" factor based on the amount of premium money available from the state.

"The Department of Agriculture shall use its best efforts to secure sufficient appropriations to fund premiums. In any year for which the General Assembly of the State of Illinois fails to make an appropriation sufficient to pay such premiums, premium amounts may not be accurately reflected in this Premium Book."

Premium values will be based on the following "X" factors:

Animal Exhibits

Blue	Red	White	
7X	6X	5X	Beef & Quality Meats Beef, Bucket Calves, Dairy, Dogs, Goats & Quality Meats Goats, Sheep & Quality Meats Sheep, Swine & Quality Meats Swine
5X	4X	3X	Cats, Horses, Poultry, Rabbits

General Exhibits

Blue	Red	White	
4X	3X	2X	Aerospace, Animal Science, Bicycle, Child Development, Civic Engagement, Clothing, College & Career Readiness, Communications, Computer Science, Consumer Ed, Crops, Electricity, Entomology, eSports, Exploratory, Family Heritage, Floriculture, Foods, Forestry, Geology, Health, Intercultural, Interior Design, Leadership, Makers, Nature, Photography, Plant & Soil Science, Public Presentation, Robotics, Shooting Sports, Small Engines, Technologies, Theatre Arts, Tractors, Vegetable Gardening, Vet Science, Video/Filmmaking, Visual Arts, Weather & Climate, Welding, Woodworking,

No Premiums Club Projects

4-H members are limited to receive one premium per class exhibited in premium-eligible projects.

Club/Group Exhibits: Exhibits of this nature are not eligible for premiums at the county 4-H fair.

Tax Implications for Prizes, Gifts, or Awards

Program Participants (including minors) will be required to provide their social security number or foreign national tax ID number prior to receiving a prize, gift, or award to ensure proper IRS reporting as required by law. This sensitive information is kept confidential and handled through security protected software (PEAR). Participants will not be eligible for prize, gift, or award if social security or foreign national tax ID information is not provided.

9. On judging matters, the decision of the judge(s) is/are final.
11. NON-COMPLIANCE WITH RULES AND REGULATIONS WILL NOT BE TOLERATED. PROVEN MISCONDUCT BY ANY MEMBER OR PARENT WILL FORFEIT ANY SPECIAL AWARD.
12. Rules related specifically to the various 4-H fair departments are located throughout the book.
13. **GRIEVANCES/PROTESTS** -- The 4-H Grievance Committee shall consist of the 4-H Fair Superintendent & Assistant, with a member of the Extension staff. Judging concerns/questions should go to the appropriate department superintendent first. If the concern cannot be resolved, then the department superintendent may refer the concern to the Grievance Committee. All grievances must be filed in writing. Grievances should be submitted to an Extension staff member. Complaints must be brought before the Grievance Committee within 24 hours of the incident.
14. 4-H and the Ogle County Fair Association do not allow youth to spend the night in the barns.
15. If you need a reasonable accommodation to participate in the Ogle County 4-H Fair, please contact the Extension office at (815) 732-2191. Early requests are strongly encouraged to allow sufficient time for meeting your access needs.
16. University of Illinois Extension provides equal opportunities in programs and employment.
(U of I • Local Extension Councils • USDA Cooperating)

Animal Rules & Regulations

- OWNERSHIP DEADLINES**--All animals should be owned by the exhibitor on or before the latest ownership date listed below in order to show projects at the 4-H Fair. Note that the project enrollment date and ownership deadline are two separate things.

September 1st
Quality Meats Goats

January 1st
Performance Cows (Beef)
Dairy Cows
Dairy Goats--Milking Does

February 1st
Beef Steers
Quality Meats Beef

May 1st
All Swine
Quality Meats Sheep

May 15th
Sheep
Meat & Pygmy Goats
Dairy Goats--Kids & Yearlings
not in milk

Beef Bucket Calves

June 1st
Dairy Calves & Heifers
All Poultry
All Rabbits
Breeding Beef Females

All purebred breeding animals must be registered in the name of the 4-H member by the latest ownership date of the project. No other ownership arrangements will be accepted except for dogs and horses (see *Dog and Horse Division Rules*). Registration papers will be checked.

- All animals must be moved on and off the grounds as stated in the "4-H Fair Judging/Auction Schedule."
- Each exhibitor will provide bedding, feed, water pail, and grooming equipment for his/her own animals.
- All livestock must meet the health requirements as set up by the State of Illinois, Department of Agriculture, and Bureau of Animal Health. See the *2021 Exhibition Livestock Health Requirements* for further details.
- Animals will not be released from the fair due to illness without authorization from the fair veterinarian, an Ogle Fair Board member, and Extension Staff member. Appropriate paperwork must be completed and signed with the signatures from all three of these representatives.
- Each exhibitor must thoroughly clean his/her pen (as requested by the department superintendent) and place litter in a designated area. Failure to do so will forfeit special awards.
- Show numbers must be worn at the time of showing if requested by the department superintendent. Numbers will be assigned and available at department show.
- Only 4-H club members are allowed to show animals in the ring. In the event that a member must show in more than one class at the same time, that member must arrange for the help of another 4-H club member who is a member of Ogle County 4-H, or someone approved by the 4-H Fair Superintendent. In the event such a change takes place, the person substituting must report to the division superintendent prior to the department show.
- SHOWMANSHIP COMPETITION** -- Exhibitors are expected to participate in showmanship classes. They should show their own animals. It will be the department superintendent's decision to insert the showmanship class at a specific time during the show. See department rules for guidelines. Pre-registration is required in Fair Entry to receive a premium. Last minute entries may not receive a premium.
- Exhibitors requesting early dismissal or late arrival due to a conflicting show at the county, state, or national level may complete the *Late Arrival/Early Dismissal Request Form* available online at: <https://extension.illinois.edu/bdo/4-h-ogle-county> or from the Extension office. Conditions for the use of this form are as follows:
 - Requests are due in the Extension Office by 4:30 p.m., June 23, 2021. Absolutely no requests will be accepted after the fair registration deadline.
 - Animals must be in place at the time of the department's weigh-in (if applicable).
 - Requests will be approved by the 4-H Staff. Consideration will be fair and consistent.
 - All agreements will be reported to the 4-H Fair Superintendent and Assistant prior to the start of the fair.
 - Keep in mind that just because a request is submitted, it does not guarantee that it will be approved. The *Late Arrival/Early Dismissal Form* and its procedures apply to the 4-H Show Only.
- No vending type machines (dispensing animal feed or otherwise) are allowed in or near animal barns or tents. Additionally, luxuries such as microwaves and refrigerators will not be permitted.
- Working on animals in any barns or tents after 11 p.m. will not be permitted.
- All trailers left on the fairgrounds MUST be left in the trailer parking area located on the Northwest corner of the fairgrounds.

2021 Exhibition Livestock Health Requirements

THE SHOW SUPERINTENDENT, 4-H STAFF, OGLE COUNTY FAIR BOARD MEMBER, AND/OR FAIR VETERINARIAN WILL HAVE THE FINAL AUTHORITY OVER ALL ANIMALS AND LIVESTOCK AS TO THEIR HEALTH STATUS FOR ELIGIBILITY TO BE EXHIBITED AND/OR PRESENT AT ANY TIME ON THE PREMISES OF THE OGLE COUNTY FAIRGROUNDS FOR THE 4-H FAIR.

STATE OF ILLINOIS--DEPARTMENT OF AGRICULTURE BUREAU OF ANIMAL HEALTH

--Adapted to include Ogle Co. 4-H guidelines for cats and dogs--

GENERAL REQUIREMENTS

1. Exhibitors are requested to familiarize themselves with all rules applicable to their exhibits. All out-of-state animals shall require an entry permit. Entry permit numbers are available by calling the Illinois Department of Agriculture, Monday through Friday from 8:00 AM to 4:30 PM, at 217/782-4944. Permits may also be obtained online at: <http://www.agr.state.il.us/AnimalHW/animalregistry/login.php>.
2. **ALL ANIMALS, except as noted, shall be accompanied by a Certificate of Veterinary Inspection (CVI) which shows that the animal meets all health requirements for the State of Illinois.** Certificates of Veterinary Inspection shall be made available to Bureau of Animal Health Personnel on request. (Note: Cats must be accompanied by a certificate of vaccination/examination form. Rabbits and pigeons are not required to have health papers, but will be inspected for health by vet or departmental committees.) See specific species information.
 - Certificate of Veterinary Inspection (CVI) means a legible record made on an official form from the state of origin which has been issued, signed and dated by an accredited veterinarian and which shows the name and address of the animal's owner or exhibitor and the results of all required tests or vaccinations. A CVI shall list only one animal identification per line; shall be presented in the form in which it was initially issued; and shall not be corrected, changed, or altered in any manner.
3. All animals shall be officially identified. The animal(s) official identification shall be recorded on the CVI.
4. If animals are from tuberculosis accredited, brucellosis certified, pseudorabies qualified, or brucellosis validated herds, the identifying herd number(s) along with the date of the last herd test(s) shall appear on the CVI.
5. CVI for out-of-state livestock shall be void thirty (30) days after issuance.
6. CVI for Illinois-origin livestock shall be void ninety (90) days after issuance.
7. All livestock shall be subject to examination upon entry to Ogle County 4-H Fair. Any animal showing evidence of infectious, contagious, or communicable diseases shall be immediately withdrawn and held in quarantine at the owner's risk and expense until properly treated and recovered, or until the animal is released to return to the owner's premises.
 - Any livestock infected with scabies, mange, active lesions of ringworm, soremouth, or multiple warts which are easily visible without close examination shall not be permitted to exhibit and are subject to quarantine or removal from the fairgrounds.
 - Sheep and goats with caseous lymphadenitis as evidenced by draining abscesses shall not be exhibited and are subject to immediate quarantine or removal from the fairgrounds.
8. Illinois Department of Agriculture personnel or designee may collect blood, tissue, milk, or urine samples from any animal being exhibited to test for the presence of illegal drugs or banned substances. New examination techniques, such as ultrasound, may also be used at any time while the animals are on the grounds of the Fair.
 - The Illinois Department of Agriculture may collect urine, blood, tissue, or other test samples from exhibition animals at the time of slaughter.
9. All exhibitors of animals shall comply with the provisions of the Illinois Humane Care for Animals Act. If violations are observed, the animal(s) will be excused from exhibition and ordered removed from the grounds with all awards being forfeited.
 - Any practice of deviation from normal, accepted care, including physical, medical, or mechanical application shall constitute a violation of show rules and may result in the animal(s) disqualification and removal from the fairgrounds.
10. Any Illinois cattle or goats being exhibited in non-accredited free states must be isolated from the remainder of the herd/flock upon return to Illinois and retested for tuberculosis 60-120 days post-entry.

For information about specific Non-Illinois livestock health requirements, please contact the Extension Office at 815-732-2191.

CATTLE

Identification Individual identification of each animal shall be either a fully healed and legible tattoo, approved official ear tag, registration number (can only be used if the tattoo is recorded on the registration certificate or for breeds where pictures are acceptable), or individual brands, if brand is recorded on the registration certificate.

Illinois Cattle Brucellosis:

Illinois is a Bovine Brucellosis Class-Free State. Brucellosis testing is not required for Illinois cattle.

Tuberculosis:

Illinois is an Accredited Tuberculosis-Free State. Tuberculin test is not required for Illinois cattle.

Please note: Illinois calves under 6 months of age, and Illinois steers are not required to have a Certificate of Veterinary Inspection.

SWINE

Identification Swine shall be identified by an official ear tag, tattoo, or recognized breed ear notch.

Ear notch identification is acceptable for all barrows, crossbred gilts, and breeding swine.

(Note: Ear notch identification of crossbred swine does not satisfy USDA identification requirements for interstate movement or official testing.)

Illinois Swine Brucellosis testing is not required for Illinois swine.

Pseudorabies testing is not required for Illinois swine.

GOATS

Identification Individual identification of each animal shall be by an ear tattoo or official metal or plastic tag. A microchip ID is acceptable if the owner provides the reader.

Tattoos may be used when a registration certificate, listing the tattoo number, accompanies the animal.

When using ear tags, the tag must indicate the premises ID and state of origin. The tag number must be assigned by a state or APHIS representative and recorded in the Scrapie Record Database.

Ears should be used for tattooing when possible. If there is no space in the ear, the flank or tail fold may be used.

Tags are available from USDA, at no charge, by calling 1-866-USDA-TAG. A list of approved tag companies is maintained on the APHIS Scrapie Web page:

www.aphis.usda.gov/aphis/ourfocus/animalhealth/SA_Animal_Disease_Information/sheep-goat

Illinois Goats Goats originating from a herd that has previously been classified as either an infected or source herd can be exhibited upon the completion of an approved herd plan.

For any animal born after 1/1/2002, the CVI must include the flock of birth and the flock of origin, if different.

SHEEP

Identification Individual identification of each animal shall be by an ear tattoo or official metal or plastic tag. A microchip ID is acceptable if the owner provides the reader.

Ear tattoos may be used when a registration certificate, listing the tattoo number, accompanies the animal.

When using ear tags, the tag must indicate the premises ID and state of origin. The tag number must be assigned by a state or APHIS representative and recorded in the Scrapie Record Database.

Tags are available from USDA, at no charge, by calling 1-866-USDA-TAG. A list of approved tag companies is maintained on the APHIS Scrapie Web page:

www.aphis.usda.gov/aphis/ourfocus/animalhealth/SA_Animal_Disease_Information/sheep-goat.

Market Lambs All market lambs must be slick shorn (show ring ready) before weigh-in so that show lamb fungus can be identified.

Illinois Sheep Sheep originating from a flock that has previously been classified as either an infected or source flock can be exhibited in Illinois upon the completion of an approved flock plan.

For any animal born after 1/1/2002, the CVI must include the flock of birth and the flock of origin, if different.

HORSE AND PONY

Illinois Equine All horses and other equidae, twelve (12) months of age and older attending an advertised equine event, shall be accompanied by a negative test for Equine Infectious Anemia (EIA) conducted within the last twelve (12) months. A copy of this test shall accompany the animal.

AGID (Coggins) or ELISA tests are accepted.

An advertised equine event means a show, rodeo, sale, auction, exhibition, trail ride, or horse fair that is posted or media promoted.

A CVI is not required for Illinois equine.

POULTRY

1. All entries (except waterfowl, i.e., domesticated fowl that normally swim, such as ducks and geese) in a show or exhibition shall have originated from a U.S. Pullorum-Typhoid Clean or equivalent hatchery or flock OR have a negative pullorum-typhoid test within 90 days prior to exhibition. Exhibitor shall show proper information as to name and address of the owner or exhibitor; name and address of the authorized testing agent; date of the testing; also, the number, breed, and species of those tested.
2. Prior to being used to transport poultry to show, all crates, boxes, containers, and vehicles should be thoroughly cleaned and disinfected.
3. Any poultry vaccinations must be performed at least 4 weeks prior to delivery to the show.
4. Upon admission to a show, all entries shall be examined by the official 4-H Fair veterinarian or superintendent who shall also receive and examine all certificates necessary for admission of birds to show. Birds not in show condition will be excused from exhibition and removed from the premises. Any fowl showing signs of illness during the fair will be removed from the exhibition grounds.

PIGEONS/RABBITS

Exhibition health requirements do not apply to pigeons or rabbits in any show. Refer to department rules regarding the health inspection of these species.

DOGS

Ogle County

1. Health papers must accompany all dogs.
2. DHL PP-C shots must have been administered within 12 months of the show (1 year shot); 3 year shots must have been within 36 months of the show.
3. Rabies shots must have been administered within 12 months of the show (1 year shot); 3 year shots must have been within 36 months of the show.
4. All shots should be received at least 10 days before the show. They must have a certificate to prove evidence of receiving the shots (tags will not suffice).
5. Puppies must be at least 4 months old and have received the rabies and DHL PP-C vaccinations at least 10 days before the show.

CATS

Ogle County


1. A completed Certificate of Vaccination/Examination Form or other form completed by veterinarian must accompany each cat.
2. Cats must be free of all diseases.
3. Cats must be vaccinated against feline distemper and rabies.

Blue Ribbon Livestock Auction

The Ogle County Auction Committee has again decided to host a “live” virtual auction in 2021 this year. This will look just like the virtual auction hosted in 2020. For any questions regarding the auction, please contact the superintendent of the department you are auctioning from. *Please note that the Blue Ribbon Livestock Auction is NOT affiliated with Extension or 4-H.* For any questions regarding the auction, please contact the superintendent of the department you are auctioning from.

The 2021 auction order will be as follows:

- Beef Carcass
- Live Beef
- Sheep Carcass
- Live Sheep
- Swine Carcass
- Live Swine
- Dairy Basket
- Dairy & Meat Goat Wethers
- Live Poultry
- Live Rabbits
- Live Beef
- Live Sheep
- Live Swine



General Rules & Regulations:

1. The auction is only open to 4-H members enrolled in an Ogle County 4-H club, and have attended at least 50% of the 4-H club meetings from September 1st through June 30th of the current 4-H year, or met the requirements of a signed and filed contract.
2. 4-H members **MUST** participate in the Ogle County 4-H Fair with your animal. A video or photo must be uploaded to Fair Entry along with a short description about your livestock project by June 23.
3. All animals will be weighed at designated times during the Ogle County 4-H Fair, as stated in each departmental rules. No re-weighs. Exhibitors may ask for a balance of the scales.
4. 4-H Members may **ONLY** auction 1 live and 1 carcass animal in 2021.
5. The 4-H Auction Committee will take a 3% flat fee off of all auction items. This money will be taken out prior to 4-H'ers receiving their sale checks. The fee will be utilized to cover costs associated with risk management and expenses associated with conducting the auction.
6. When checks are available, 4-H members must stop at the Ogle County Extension Office with a Thank you note addressed and postage ready to be mailed to your buyer, in order to receive your auction check.
7. 4-H members must feed and care for their animals until the animals are loaded on Saturday night or Sunday. Auctioned animals are released at this time unless other arrangements are made between the buyer and seller. 4-H members **MUST** be present to assist in loading his or her animal on the truck.
In the case of the Ogle County Fair being cancelled, the following rules will be used: Beef and Swine Exhibitors will have an option to butcher at Eickmans. However, exhibitors MUST be able to drop animals off at designated site:
 - Swine- August 1 at 4 PM at Fairgrounds*
 - Beef- August 1 at 4 PM at Nordman Feedlots @ 1154 S Blackhawk Road, Oregon.*
8. Goat, Poultry, Rabbit, Sheep, and Dairy Cattle Exhibitors **MUST** retain ownership of the animal. Due to hosting a virtual auction and the auction deadlines, any members registered for eligible classes may auction an animal... not just the champion or reserve champion animal.
Beef and Swine Exhibitors have the option of delivering to Eickmans OR Retaining ownership. Due to the auction deadline being prior to judging, and the virtual auction site needing to be set up prior to the Ogle County 4-H Fair, no champions or other awards will be acknowledged in 2021.
9. Pork, lamb, and goat carcasses will be sold whole. Beef carcasses will be sold in halves.
10. The Ogle County Auction Committee will send a letter to last year's buyers, but not do any extra promotion. It is critical that you reach out to buyers for your animals. If you don't spend the time reaching out to buyers, then please don't sell your animal in the auction.

More information to come on how the “live” virtual auction will be shared via email to families as plans are finalized!

Master Showmanship Contest

Rules and Regulations

The Master Showmanship Contest is scheduled for July 31, 2021 at 7:00 p.m. starting in the swine barn. For any questions regarding the contest, please contact the Ogle County Extension Office at 815-732-2191. In case of the Ogle County Fair being cancelled, this contest will be cancelled and not rescheduled.

COVID-19 GUIDELINES:

Ogle County 4-H will be adhering to the following guidelines developed by the University of Illinois, Illinois 4-H, and approved by the Ogle County Health Department. Changes to these guidelines will be sent to families if Illinois reaches Phase 5 or goes back to Phase 3.

1. No virtual accommodations will be made for Master Showmanship.
2. Adhere to 50 people maximum in a defined space if in Phase 4, or 25 people maximum in a defined space in Phase 3.
3. Phase 4 Safety Protocols are as follows:
 - Face coverings are required for all youth, spectators, volunteers, and staff when within the defined 4-H event space (inside or outside).
 - Everyone in attendance will practice social distancing during the event, including maintaining six feet of separation (both indoors and outdoors) from those who are not in their households. To allow for social distancing, building and spectator capacity may be limited based on current public health department guidelines.
 - Handwashing and/or sanitizing stations will be provided throughout the venue.
 - Anyone who has experienced COVID-19 symptoms within the previous seven days is asked to stay home. COVID-19 symptoms include fever, cough, loss of taste or smell, or shortness of breath.

If any of these guidelines presents a challenge for you, please contact the Ogle County Extension office at 815-732-2191. We can discuss what accommodations are possible so that we can look for ways that all youth can safely participate in this event. Illinois 4-H reserves the right to adjust or cancel events in the case of identified risk, such as changes in local COVID conditions or known instances of non-compliance with safety guidelines.

Ogle County 4-H Master Showmanship Rules:

1. Participants must attend a brief organizational meeting prior to the competition at 6:45 p.m. in the swine barn show arena.
2. Two age divisions will be eligible to participate:
 - Junior Master Showman must be 8 – 13 years of age at the time of the event.
 - Senior Master Showman must be 14 – 18 years of age at the time of the event.
3. Participants must be enrolled in a 4-H Livestock event at the Ogle County 4-H Fair.
4. Participants in the Ogle County 4-H Master Showmanship Contest must supply their own livestock for the competition. Each exhibitor must own or borrow each: a steer or heifer, a market or breeding lamb, and a market hog or breeding gilt.
5. Participants will be scored based on overall showmanship abilities and given a score after each round.
6. The swine division will run in the swine barn arena, the beef division will run in the beef arena, and the lamb division will run in the sheep arena, if each arena is available.
7. Participants should have all of their animals prepared for competition prior to the start of the contest. Time will be given between each species for participants to bring the animals to the arena.
8. Winners of the Master Showmanship Contest will receive the following awards:
 - The Junior Master Showman Champion will receive a \$50 cash award and belt buckle.
 - The Junior Master Showman Reserve Champion will receive a \$25 cash award.
 - The Senior Master Showman Champion will receive a \$100 cash award, belt buckle, and an opportunity to attend the Master Showmanship Contest at the Illinois State Fair.
 - The Senior Master Showman Reserve Champion will receive a \$50 cash award, and an alternate spot to the Illinois State Fair Master Showmanship Contest if the first place winner is unable to participate.
9. To participate in the Master Showmanship Contest, please enroll via FairEntry.com. Registration will be taken until June 14th. **New this year** – Register by June 23 and you will receive a free t-shirt! Late registration can be made the day of the show if space allows. Late entries will not receive a shirt.

MASTER SHOWMANSHIP CASH AWARDS SPONSORED BY: Hackbarth Farms, LLC

Junior Master Showman Champion
Senior Master Showman Champion

Junior Master Showman Reserve Champion
Senior Master Showman Reserve Champion

DIVISION: BEEF

4-H'ers in a beef project may do one or both of the following:

- Participate in the beef show (details on this page).
- Prepare an Animal Study Exhibit (Division: Animal Science) for display in the 4-H Exhibit Building.

COVID-19 GUIDELINES:

Ogle County 4-H will be adhering to the following guidelines developed by the University of Illinois, Illinois 4-H, and approved by the Ogle County Health Department. Changes to these guidelines will be sent to families if Illinois reaches Phase 5 or goes back to Phase 3.

4. Our office will only offer a virtual option if someone is not comfortable with attending in person judging. Livestock Virtual Judging request must be made by June 30th by completing the Reasonable Accommodation paperwork provided on our website.
5. Adhere to 50 people maximum in a defined space if in Phase 4, or 25 people maximum in a defined space in Phase 3.
6. Phase 4 Safety Protocols are as follows:
 - Face coverings are required for all youth, spectators, volunteers, and staff when within the defined 4-H event space (inside or outside).
 - Everyone in attendance will practice social distancing during the event, including maintaining six feet of separation (both indoors and outdoors) from those who are not in their households. To allow for social distancing, building and spectator capacity may be limited based on current public health department guidelines.
 - Handwashing and/or sanitizing stations will be provided throughout the venue.
 - Anyone who has experienced COVID-19 symptoms within the previous seven days is asked to stay home. COVID-19 symptoms include fever, cough, loss of taste or smell, or shortness of breath.

If any of these guidelines presents a challenge for you, please contact the Ogle County Extension office at 815-732-2191. We can discuss what accommodations are possible so that we can look for ways that all youth can safely participate in this event. Illinois 4-H reserves the right to adjust or cancel events in the case of identified risk, such as changes in local COVID conditions or known instances of non-compliance with safety guidelines.

BEEF DEPARTMENT SCHEDULE

Check-in – Wednesday, July 28, 2021, 5:00 - 8:00 p.m. All animals stalled by 8:00 p.m.

Weigh-in – Wednesday, July 28, 2021, 5:00 - 8:00 p.m.

Judging – Thursday, July 29, 2021, 5:00 p.m.

Check-out – Sunday, August 1, 2021 2:00 p.m. (*Families with last names beginning with E – L*)

Check-out – Sunday, August 1, 2021 3:00 p.m. (*Families with last names beginning with M – Z*)

Check-out – Sunday, August 1, 2021 4:00 p.m. (*Families with last names beginning with A – D*)

BEEF COMMITTEE

Rachel Safranek, Leaf River, Supt, 815-262-1856

Jason Gehrke, Byron

Jake Hubbard, Chana, Asst. Supt, 815-762-6941

Ashley Bybee, Mt. Morris

Bill Hanlin, Leaf River

BEEF RULES

1. All *General Rules* and *Animal Department Rules* apply.
2. Consult the *2021 Exhibition Livestock Health Requirements* for information about health papers. **STEERS DO NOT** need a CVI (Health papers).
3. **ATTENTION ALL 4-H'ers:** All youth showing beef are required to have a current certification in Youth for the Quality Care of Animals (YQCA) during the current show year. Certification must be completed by May 1st.
4. All beef exhibitors must follow the 4-H YQCA policies. (No painting or altering of the animals).
5. All animals must be controllable; consequences decided by Beef Committee.
6. Any animal neglected during the fair will result in consequences decided by the beef committee with support of the fair board and 4-H staff.
7. All animals will be stalled in the barn from 8:30 a.m. until 6:00 p.m. daily, unless they are at the rinse rack.
8. All animals stalled outside of the assigned barn are the responsibility of the 4-H member.
9. Members enrolled in the Market Beef classes will be split by weights, which will be determined after weigh-in on Wednesday, July 28, 2021.

10. 4-H members are limited to receive one premium per weight class exhibited in premium-eligible projects.
11. Chutes will only be allowed on show day in the beef barn and west end of the beef barn.
12. No artificial filling before weigh-in.
13. No pets in the barn.
14. No feed bunks allowed in the barn.
15. No fans without shield and covers will be allowed!
16. **Only** one fan per 2 animals will be allowed, unless exhibitor elects to operate additional fans from a generator.
17. All generators must be next to the beef barn, and away from the other barns.
18. All exhibitors must rake bedding away from wire panels before leaving the fairgrounds. (See superintendent at end of fair.)
19. All trailers left on the fairgrounds **MUST** be left in the trailer parking area located on the Northwest corner of the fairgrounds. Cattle tie-outs will be provided across the driveway of the barns on the fairgrounds, where they have been previously located.

Breeding Animals

1. See Health Regulations.
2. All breeding animals must be registered in the member's name by May 1 to show in a purebred class; otherwise, they will be shown in a grade class. Exhibitors will be required to produce registration certificates on Wednesday, July 28, 2021, during weigh-in.
3. Bull calves will be permitted on the grounds only if nursing a cow entered in the production class.
4. Registration and health certificates will be checked during weigh-in.
5. Breeding classes will be broken using the futurity system.
6. Bred and owned breeding beef dams must have been registered in the exhibitor's name at the time of breeding. Class will be a combination of all breeds--bred and owned.
7. Cows for **Production Class** must have been born before July 1, 2019 (must be two years old).
8. **Production Class:** is with calf at side, still sucking. Can be bull or heifer calf. Must be halter broken. Class will be a combination of the champions from each breed.
9. You may show both in bred and owned and in breed classes.
10. Each exhibitor may show five breeding beef animals (any breed or crossbreed), but are limited to receive one premium in any one class.

Market Beef

1. All steers will be weighed in on Wednesday, July 28, 2021, between 5:00 - 8:00 p.m. Registration certificates and health papers will be checked.
2. Registration papers are not required, but you must have a signed certificate from the seller stating the calf was sired by a purebred and calved by a purebred dam.
3. All market heifers must weigh at least 900 lbs., and all steers must weigh at least 1000 lbs. to be shown.
4. All market animals must have been weighed and tattooed on February 20, 2021.
5. Market classes may be divided or combined depending on the number of entries.
6. Market Animals are eligible for the Rate of Gain and Quality Beef 2000 contests.
7. A 4-H Herdsman Award will be given to the top individual herdsman in memory of Dr. John Clayton.
8. Each exhibitor may show three market beef animals (any breed or crossbreed), but are limited to receive one premium in any one weight class.

Showmanship Rules

1. Junior Showmanship will be for youth ages 8 – 11 years old as of September 1, 2020.
Intermediate Showmanship will be for youth ages 12 – 14 years old as of September 1, 2020.
Senior Showmanship will be for youth ages 15 – 18 years old as of September 1, 2020.
2. All 4-H'ers are eligible for showmanship.
3. Pre-registration is required in Fair Entry to receive a premium. Last minute entries may not receive a premium.
4. When an exhibitor wins showmanship, they may continue to compete in future years in the same class.

Beef Class Definitions:

Calf (Born 9/1/20-6/1/21; after 1/1/21 any sex nursing cow)
 Late Summer Heifer (Born 7/1/20 - 8/31/20)
 Early Summer Heifer (Born 5/1/20 - 6/30/20)
 Spring Yearling Heifer (Born 3/1/20 - 4/30/20)
 Junior Yearling Heifer (Born 1/1/20 - 2/28/20)

Senior Yearling Heifer (Born 9/1/19 - 12/31/19)
 Cow/Calf (Calf born after 1/1/21)
 Pair of Heifers (owned by members of a family, any breed)
 Pair of Steers (owned by members of a family, any breed)

Breeding Beef Classes

101 Angus Calf	120 Shorthorn Senior Yearling Heifer
102 Angus Late Summer Heifer	121 Shorthorn Cow/Calf
103 Angus Early Summer Heifer	122 All Other Breeds Calf
104 Angus Spring Yearling Heifer	123 All Other Breeds Late Summer Heifer
105 Angus Junior Yearling Heifer	124 All Other Breeds Early Summer Heifer
106 Angus Senior Yearling Heifer	125 All Other Breeds Spring Yearling Heifer
107 Angus Cow/Calf	126 All Other Breeds Junior Yearling Heifer
108 Hereford Calf	127 All Other Breeds Senior Yearling Heifer
109 Hereford Late Summer Heifer	128 All Other Breeds Cow/Calf
110 Hereford Early Summer Heifer	129 Crossbred Calf
111 Hereford Spring Yearling Heifer	130 Crossbred Late Summer Heifer
112 Hereford Junior Yearling Heifer	131 Crossbred Early Summer Heifer
113 Hereford Senior Yearling Heifer	132 Crossbred Spring Yearling Heifer
114 Hereford Cow/Calf	133 Crossbred Junior Yearling Heifer
115 Shorthorn Calf	134 Crossbred Senior Yearling Heifer
116 Shorthorn Late Summer Heifer	135 Crossbred Cow/Calf
117 Shorthorn Early Summer Heifer	136 Pair of Breeding Heifers--All Breed
118 Shorthorn Spring Yearling Heifer	137 Bred & Owned Heifers
119 Shorthorn Junior Yearling Heifer	138 Production Cow/Calf

Market Beef Classes

139 Angus Market Steer	144 Market Heifer
140 Hereford Market Steer	145 Crossbred Market Beef
141 Shorthorn Market Steer	146 Pair of Steers
142 All Other Breeds Market Steer	147 Bred & Owned Steers – All Breeds
143 Dairy Market Steer	

QUALITY BEEF 2000 CONTEST

Beef 2000 will be evaluated on two things: 1. Rate of Gain (60%) and 2. Market Ready Condition (40%). The Ogle County Beef Association will give out ribbons to the top 10 exhibitors.

DAILY RATE OF GAIN

This competition is based on daily rate of gain from the period February 20, 2021 until the market animals are weighed in at the fairgrounds. The weigh-in time for the market beef showing at the live show will be July 28, 2021, from 5:00 to 8:00 p.m. Beef carcass animals will be weighed in from 5:00 to 6:00 p.m., Wednesday, July 21, 2021 at Nordman Feedlots, 1154 S Blackhawk Road, Oregon.

4-H BEEF AWARDS

Champion Jr. Showmanship	Champion Hereford Female	Res. Grand Champ. Female Overall
Ch. Intermediate Showmanship	Champion Shorthorn Steer	Champion Dairy Market Beef
Champion Sr. Showmanship	Champion Shorthorn Female	Ch. All Other Breeds Female
Grand Champion Market Beef	Champion Crossbred Market Steer	Champion All Other Breed Steer
Reserve Grand Champion Market Beef	Champion Crossbred Female	Daily Rate of Gain
Champion Production Cow/Calf	Ch. Bred & Owned Heifer	Quality Beef 2000
Champion Angus Steer	Ch. Bred & Owned Steer All Breeds	Dr. John Clayton 4-H Herdsman
Champion Angus Female	Champion Market Heifer	Award
Champion Hereford Steer	Grand Champion Female Overall	

DIVISION: BUCKET CALF

BUCKET CALF DEPARTMENT SCHEDULE

Pre-Show Clinic – Wednesday, July 28, 2021, 5:00 p.m. in the beef show ring.
Check-in – Thursday, July 29, 2021, 5:30-6:00 p.m.
Judging – Thursday, July 29, 2021, ~ 6:30 p.m. (between the Steer and Heifer show).
Check-out – Thursday, July 29 after show is complete

BEEF COMMITTEE

Rachel Safranek, Leaf River, Supt, 815-262-1856
Jake Hubbard, Chana, Asst. Supt, 815-762-6941
Bill Hanlin, Leaf River

Jason Gehrke, Byron
Ashley Bybee, Mt. Morris

RULES:

1. **ATTENTION ALL 4-H'ers:** All youth showing beef are required to have a current certification in Youth for the Quality Care of Animals (YQCA) during the current show year. Certification must be completed by May 1st.
2. All bucket calf entries must adhere to the Ogle County 4-H Bucket Calf Project guidelines. The calf may be any breed. All 4-H members must be ages 8 – 13 years old to show a bucket calf.
3. All calves must have been born between February 1 and May 1 of the current 4-H year. There is a limit of one calf entry per exhibitor.
4. All bucket calf exhibitors are required to attend a mandatory pre-show clinic on Wednesday, July 28th, starting at 5:00 p.m. at the fairgrounds in the beef show ring. During this clinic, show ring expectations will be discussed. **Up-to-date records must be turned in at the conclusion of this clinic for judging. Do not bring your calf to the clinic.** Records should include: Attachment A **AND** the 4-H Bucket Calf Project Record sheet. Records will be returned to exhibitors on show day.
5. All bucket calves must arrive on the fairgrounds between 5:00 – 6 p.m. on show day. Show ring judging will begin at approximately 6:30 p.m. All calves will be dismissed from the grounds following the show, upon release by the superintendent.
6. Calves must be shown on a rope halter. All animals must be controllable; consequences will be decided by the Beef Committee.
7. Bucket calves will be shown only once. Final ranking will be based on 4-H'ers completed record sheets (25%), knowledge of the calf (50%), and general health and appearance of the calf (25%).
8. Grooming with adhesives, etc., and clipping are prohibited. Calves just need to be washed and clean.
9. Project calves must be bottle fed.
10. Bull calves must be castrated and completely healed prior to the fair.
11. Bucket calf classes may be subdivided at the discretion of the Beef Committee based on the number of entries.

BUCKET CALF CLASSES

- 201 Jr. level entry (Exhibitors 8-10 years of age by Sept 1, 2020)
202 Sr. level entry (Exhibitors 11-13 years of age by Sept 1, 2020)

BUCKET CALF AWARDS

- Champion Jr. Bucket Calf
Champion Sr. Bucket Calf

DIVISION: CATS

4-H'ers in a cat project may do one or both of the following:

- Participate in the cat show (details on this page).
- Prepare an Animal Study Exhibit (Division: Animal Science) for display in the 4-H Exhibit Building.

COVID-19 GUIDELINES:

Ogle County 4-H will be adhering to the following guidelines developed by the University of Illinois, Illinois 4-H, and approved by the Ogle County Health Department. Changes to these guidelines will be sent to families if Illinois reaches Phase 5 or goes back to Phase 3.

1. Families who are not comfortable with attending in person judging should plan on submitting a poster in the animal science division. Exhibit building projects can be dropped off with a project report to be judged without the 4-H member in attendance. Please follow Exhibit Building judging policies for rules and directions.
2. Adhere to 25 people maximum at the Ogle County Farm Bureau Auditorium.
3. Phase 4 Safety Protocols are as follows:
 - Face coverings are required for all youth, spectators, volunteers, and staff when within the defined 4-H event space (inside or outside).
 - Everyone in attendance will practice social distancing during the event, including maintaining six feet of separation (both indoors and outdoors) from those who are not in their households. To allow for social distancing, building and spectator capacity may be limited based on current public health department guidelines.
 - Handwashing and/or sanitizing stations will be provided throughout the venue.
 - Anyone who has experienced COVID-19 symptoms within the previous seven days is asked to stay home. COVID-19 symptoms include fever, cough, loss of taste or smell, or shortness of breath.

If any of these guidelines presents a challenge for you, please contact the Ogle County Extension office at 815-732-2191. We can discuss what accommodations are possible so that we can look for ways that all youth can safely participate in this event. Illinois 4-H reserves the right to adjust or cancel events in the case of identified risk, such as changes in local COVID conditions or known instances of non-compliance with safety guidelines.

CAT SHOW SCHEDULE

Judging – 6:00 p.m., Monday, July 26, 2021, Ogle County Farm Bureau

CAT COMMITTEE

Bonnie Hagemeyer, Esmond, Superintendent, 815-761-5430 Cathy Anderson Dixon, Asst. Superintendent, 815-823-4976

CAT RULES

1. All *General Rules* and *Animal Department Rules* apply.
2. Consult the *2021 Exhibition Livestock Health Requirements* for information about health papers.
3. **ATTENTION ALL 4-H'ers:** All 4-H'ers planning to exhibit in this department, must complete the Quality Assurance and Ethics certification once during their 4-H career in order to be eligible to show. Certification must be completed by May 1st.
4. Exhibitors **MUST** check-in at least 15 minutes before judging begins.
5. Exhibitors must bring their cat's health certificate at judging time.
6. Cats must have their claws clipped before the show.
7. All cats must be brought to the show in some type of cat carrier or cage.
8. Cats must remain in carriers/cages or on leash until show time.
9. Health certificates will be checked by the committee prior to judging.
10. Ratings will be assigned based on the 4-H'ers knowledge about the care and grooming of his/her entry and the cat itself. Cats will be judged on the following criteria:
 - a. **Physical condition** - condition of eyes, ears, body, teeth, gums, and leg structure.
 - b. **Cleanliness and presentation** - grooming to enhance beauty (e.g., clipped toe nails).
 - c. **Temperament** - calm and receptive to judging procedures.
 - d. **Appearance, good health, alertness, and graceful movement.**
 - e. **Feel** - size and shape of bone structure, muscle tone, and confirmation.
11. Each exhibitor will receive a ribbon immediately after showing his/her cat. After all cats are judged, Champion Feline will then be selected.
12. Kittens under 4 months of age are not eligible to be exhibited.
13. **Decorated Cage or Carrier** - special awards will be given to the 4-H'ers with the best decorated cages or carriers. Ribbons will be given to all entrants. Items that can be used to decorate include such things as towels for the bottom of the cage, ribbons, bows, cut-outs, streamers, etc. Cats may or may not be in the cage at time of judging. Food and water dishes **do not** need to be in cages during judging. Cages must be decorated by the start of the show. Cage judging will take place following the conference judging.
14. Problems not covered by these rules will be acted upon by the committee. The decision of the committee and judge will be final.
15. Each exhibitor may show one cat.
16. 4-H members are limited to receive one premium per class exhibited in premium-eligible projects.

Showmanship Rules

1. Cat showmanship awards will be given after the Champion Feline is chosen. Cat showmanship, care, and knowledge of cats during judging will be considered in determining winners.
2. Junior Showmanship will be for youth ages 8 – 11 years old as of September 1, 2020.
Intermediate Showmanship will be for youth ages 12 – 14 years old as of September 1, 2020.
Senior Showmanship will be for youth ages 15 – 18 years old as of September 1, 2020.
3. All 4-H'ers are eligible for showmanship.
4. Pre-registration is required in Fair Entry to receive a premium. Last minute entries may not receive a premium.
5. When an exhibitor wins showmanship, they may continue to compete in future years in the same class.

CAT CLASSES LISTING

- | | |
|-----|---------------------------|
| 101 | Cat or Kitten |
| 102 | Decorated Cage or Carrier |

CAT AWARDS

- | |
|-----------------------------------|
| Champion Jr. Showmanship |
| Champion Intermediate Showmanship |
| Champion Sr. Showmanship |
| Champion Feline |
| Champion Cage or Carrier |

DIVISION: DAIRY & DUAL PURPOSE CATTLE

4-H'ers in a dairy project may do one or both of the following:

- Participate in the dairy show (details on this page).
- Prepare an Animal Study Exhibit (Division: Animal Science) for display in the 4-H Exhibit Building.

COVID-19 GUIDELINES:

Ogle County 4-H will be adhering to the following guidelines developed by the University of Illinois, Illinois 4-H, and approved by the Ogle County Health Department. Changes to these guidelines will be sent to families if Illinois reaches Phase 5 or goes back to Phase 3.

1. Our office will only offer a virtual option if someone is not comfortable with attending in person judging. Livestock Virtual Judging request must be made by June 30th by completing the Reasonable Accommodation paperwork provided on our website.
2. Adhere to 50 people maximum in a defined space if in Phase 4, or 25 people maximum in a defined space in Phase 3.
3. Phase 4 Safety Protocols are as follows:
 - Face coverings are required for all youth, spectators, volunteers, and staff when within the defined 4-H event space (inside or outside).
 - Everyone in attendance will practice social distancing during the event, including maintaining six feet of separation (both indoors and outdoors) from those who are not in their households. To allow for social distancing, building and spectator capacity may be limited based on current public health department guidelines.
 - Handwashing and/or sanitizing stations will be provided throughout the venue.
 - Anyone who has experienced COVID-19 symptoms within the previous seven days is asked to stay home. COVID-19 symptoms include fever, cough, loss of taste or smell, or shortness of breath.

If any of these guidelines presents a challenge for you, please contact the Ogle County Extension office at 815-732-2191. We can discuss what accommodations are possible so that we can look for ways that all youth can safely participate in this event. Illinois 4-H reserves the right to adjust or cancel events in the case of identified risk, such as changes in local COVID conditions or known instances of non-compliance with safety guidelines.

DAIRY DEPARTMENT SCHEDULE

Check-in – Wednesday, July 28, 2021, 5:00-8:00 p.m.

Judging - Thursday, July 29, 2021, 11:00 a.m.

Check-out – Sunday, August 1, 2021 2:00 p.m. (*Families with last names beginning with E – L*)

Check-out – Sunday, August 1, 2021 3:00 p.m. (*Families with last names beginning with M – Z*)

Check-out – Sunday, August 1, 2021 4:00 p.m. (*Families with last names beginning with A – D*)

DAIRY COMMITTEE

Tom Snodgrass, Oregon, Supt., 815-291-4307

Myrna Snodgrass, Mt. Morris

Ron Snodgrass, Oregon, Assistant Superintendent, 815-973-1944

DAIRY & DUAL PURPOSE CATTLE RULES

1. All *General Rules* and *Animal Department Rules* apply.
2. Consult the *2021 Exhibition Livestock Health Requirements* for information about health papers.
3. All youth showing dairy are required to have a current certification in Youth for the Quality Care of Animals (YQCA) during the current show year. Certification must be completed by May 1st.
4. All breeding animals must be registered to show in a purebred class; otherwise, they will be shown in the grade class.
5. Three or more entries in a class are required if a separate breed champion is to be selected.
6. Entries in the cow classes may or may not be in milk; however, animals in milk must show in cow classes.
7. Registration papers are required for registered animals. NO EXCEPTIONS.
8. All entries 4 months and over must be dehorned.
9. Exhibitors must clean their own stalls before leaving the fair. The dairy committee will have spreaders available.
10. The Ogle County Dairy Committee may donate a Dairy Basket to be auctioned off at the Blue Ribbon Livestock Auction with the proceeds going to the Supreme Champion Overall Breeds winner.
11. 4-H members are limited to receive one premium per class exhibited in premium-eligible projects.

Showmanship Rules

1. Junior Showmanship will be for youth ages 8 – 11 years old as of September 1, 2020.
Intermediate Showmanship will be for youth ages 12 – 14 years old as of September 1, 2020.
Senior Showmanship will be for youth ages 15 – 18 years old as of September 1, 2020.
2. All 4-H'ers are eligible for showmanship.
3. Pre-registration is required in Fair Entry to receive a premium. Last minute entries may not receive a premium.
4. When an exhibitor wins showmanship, they may continue to compete in future years in the same class.

DAIRY & DUAL PURPOSE CATTLE CLASSES

AGE CLASSIFICATION:

Jr. Heifer (Calf-born on or after Dec. 1, 2020)
Sr. Heifer (Calf-born on Sept. 1 - Nov. 30, 2020)
Summer Yearling Heifer (Born June 1 - August 31, 2020)
Jr. Yearling Heifer (Born March 1 - May 31, 2020)
Winter Yearling Heifer (Born Dec. 1, 2019 - Feb. 28, 2020)
Fall Yearling Heifer (Born Sept. 1 - Nov. 30, 2019)

2-3 Year Old Cow (Born on or after Sept. 1, 2017)
Aged Cow (Born before Sept. 1, 2017)
Dam & Daughter - any age
Best 3 Females - owned by one exhibitor
Produce of Dam - 2 daughters from one dam

	Purebred						Milking Shorthorns	
	Ayrshire	Brown Swiss	Guernsey	Holstein	Jersey	Red/White Holstein		
101	A	B	C	D	E	F	G	Jr. Heifer Calf
102	A	B	C	D	E	F	G	Sr. Heifer Calf
103	A	B	C	D	E	F	G	Summer Yearling
104	A	B	C	D	E	F	G	Jr. Yearling
105	A	B	C	D	E	F	G	Winter Yearling
106	A	B	C	D	E	F	G	Fall Yearling
107	A	B	C	D	E	F	G	Unfreshened 2 Year old
108	A	B	C	D	E	F	G	2-3 Year Old
109	A	B	C	D	E	F	G	Aged Cow
110	A	B	C	D	E	F	G	Dam & Daughter
111	A	B	C	D	E	F	G	Best 3 Females
112	A	B	C	D	E	F	G	Produce Of Dam

	Grade						Milking Shorthorns	
	Ayrshire	Brown Swiss	Guernsey	Holstein	Jersey	Red/White Holstein		
113	A	B	C	D	E	F	G	Jr. Heifer Calf
114	A	B	C	D	E	F	G	Sr. Heifer Calf
115	A	B	C	D	E	F	G	Summer Yearling
116	A	B	C	D	E	F	G	Jr. Yearling
117	A	B	C	D	E	F	G	Winter Yearling
118	A	B	C	D	E	F	G	Fall Yearling
119	A	B	C	D	E	F	G	Unfreshened 2 Year old
120	A	B	C	D	E	F	G	2-3 Year Old
121	A	B	C	D	E	F	G	Aged Cow
122	A	B	C	D	E	F	G	Dam & Daughter
123	A	B	C	D	E	F	G	Best 3 Females
124	A	B	C	D	E	F	G	Produce Of Dam

DAIRY AWARDS

Champion Jr. Showmanship
Champion Int. Showmanship
Champion Sr. Showmanship

Champion Grade Female
Champion Purebred Female
Supreme Champion Female

Overall Breeds

DIVISION: DOGS

4-H'ers in a dog project may do one or both of the following:

- Participate in the dog show (details on this page).
- Prepare an Animal Study Exhibit (Division: Animal Science) for display in the 4-H Exhibit Building.

COVID-19 GUIDELINES:

Ogle County 4-H will be adhering to the following guidelines developed by the University of Illinois, Illinois 4-H, and approved by the Ogle County Health Department. Changes to these guidelines will be sent to families if Illinois reaches Phase 5 or goes back to Phase 3.

1. Our office will only offer a virtual option if someone is not comfortable with attending in person judging. Livestock Virtual Judging request must be made by June 30th by completing the Reasonable Accommodation paperwork provided on our website.
2. Adhere to 50 people maximum in a defined space if in Phase 4, or 25 people maximum in a defined space in Phase 3.
3. Phase 4 Safety Protocols are as follows:
 - Face coverings are required for all youth, spectators, volunteers, and staff when within the defined 4-H event space (inside or outside).
 - Everyone in attendance will practice social distancing during the event, including maintaining six feet of separation (both indoors and outdoors) from those who are not in their households. To allow for social distancing, building and spectator capacity may be limited based on current public health department guidelines.
 - Handwashing and/or sanitizing stations will be provided throughout the venue.
 - Anyone who has experienced COVID-19 symptoms within the previous seven days is asked to stay home. COVID-19 symptoms include fever, cough, loss of taste or smell, or shortness of breath.

If any of these guidelines presents a challenge for you, please contact the Ogle County Extension office at 815-732-2191. We can discuss what accommodations are possible so that we can look for ways that all youth can safely participate in this event. Illinois 4-H reserves the right to adjust or cancel events in the case of identified risk, such as changes in local COVID conditions or known instances of non-compliance with safety guidelines.

DOG DEPARTMENT SCHEDULE

Check-in – Friday, June 25 at 1:30 p.m. & Saturday, June 26, 2021, 8:30 a.m.

Judging – Friday, June 25 at 2 p.m. & Saturday, June 26, 2021, 9:00 a.m.

Judging will begin at 2:00 p.m., on Friday, June 25, at Granny Rose at 613 River Lane in Dixon. Check-in starts at 1:30 p.m. The following classes will be judged only on Friday in this order:

- Costume Class (this class will be offered on both days)
- Junior Showmanship
- Beginner Novice Dog Obedience I & II
- Junior Care & Grooming (throughout the afternoon)

Judging will begin at 9:00 a.m., on Saturday, June 26, at Granny Rose at 613 River Lane in Dixon. Check-in starts at 8:30 a.m. The following classes will be judged only on Saturday:

- All Agility Classes
- Costume Class (this class will be offered on both days)
- All Rally Classes
- Pre Novice Obedience
- Novice Obedience
- Graduate Novice Obedience
- Pre-Open Class Obedience
- Open Class Obedience
- Graduate Open Class Obedience
- Pre Utility Class Obedience
- Utility Class Obedience
- Senior Showmanship
- Senior Care & Grooming

DOG RULES

1. All *General Rules and Animal Department Rules* apply.
2. Dogs must have correct training equipment such as a flat buckle collar or a choker collar and 6-foot leather or nylon lead to enter obedience classes. Harnesses will not be allowed in the obedience classes. NO PRONG COLLARS are allowed.
3. 4-H'ers and dogs entered in the 'Beginner I' or 'Beginner II' obedience class must have written proof (form signed by trainer) of at least 8 sessions of obedience training. Training for agility is recommended, but not required.
4. All dogs must be current on vaccinations and owners must present a copy of those vaccinations and signed certificate from the vet (within 30 days of show). Please present these forms at check-in for each dog entry certifying dog has had current rabies, distemper-hepatitis-leptospirosis, and parvo inoculations.
5. Dogs must be on a leash at all times unless crated.
6. Dogs not registered to compete will not be allowed in the building.
7. Exhibitors need to bring their own water bowl, crate if needed, other items to care for your dog, and chairs for seating. Limited chairs will be available. Concessions will be available for purchase on site.
8. Dogs in season will not be permitted to show.
9. Unruly or aggressive dogs will not be allowed to show and may be excused by the superintendent and/or judge.
10. No treats are allowed in the ring or to be given during judging.
11. A runoff will be held in case of a tie for total score.
12. Clean-up equipment will be available. You must clean up after your own dog.
13. Show awards may be presented to: Grand Champion Jr. Dog Showmanship and Grand Champion Sr. Dog Showmanship.
14. Individual county awards will be presented to: Champion Jr. Dog Showmanship and Champion Sr. Dog Showmanship.
15. Exhibitors shall be limited to one (1) entry in each class.
16. Consult the *2021 Exhibition Livestock Health Requirements* for information about health papers.
17. ATTENTION: All 4-H'ers planning to exhibit in this department, must complete the Quality Assurance and Ethics certification once during their 4-H career in order to be eligible to show either a live animal or a poster. Certification must be completed by May 1st.
18. 4-H members are limited to receive one premium per class exhibited in premium eligible projects.
19. AKC rules will be used for judging.

DOG CLASSES

Care and Grooming Division Classes:

1. Open to all dogs. Youth should have knowledge of breed standards of their dog, elementary dog anatomy, and knowledge of their dog (the judge has the right to question exhibitors in one or all of these areas).
2. If dog is groomed by professional groomer, exhibitor should be knowledgeable of grooming procedure as well as the daily or weekly grooming needs performed by the exhibitor.

D101 Care and Grooming - Junior Class (*youth ages 8 - 13 as of Sept. 1 of the current 4-H year*)

D102 Care and Grooming - Senior Class (*youth ages 14-18 as of Sept. 1 of the current 4-H year*)

Agility Division Classes:

1. Youth may only enter one Agility Class for each dog being shown.
2. Agility classes may be subdivided by dog shoulder height into 8", 12", or 16" classes depending on number of entries. Dogs under a year of age will jump at the next lowest height.
3. Dogs are only eligible for Agility On Leash for 2 years before they must advance to Agility Off Leash.

D103 Agility On Leash

Dogs will be led by handler through an obstacle course. They will be judged on their ability to maneuver through the obstacles. No choke collars may be used: only flat buckle collars.

D104 Agility Off Leash

Dogs will be judged on their ability to navigate course and maneuver through obstacles while off leash.

Costume Division Class:

1. Dog and handler to be dressed in costume.
2. Dog will be dressed at show time ONLY to avoid the risk of dog overheating.
3. As soon as the class is finished, the costume will be removed from dog and handler.
4. Dog must enter and exit the ring on leash.
5. Exhibitor will be judged on the thought and creativity put into the costume for the dog and handler.

D105 Costume Class

Showmanship Division Classes:

1. Exhibitors will be judged on handling skill. Exhibitors should have appropriate "show" lead for their dogs.
2. Only the persons winning Champion Jr. & Sr. Showmanship classes at the Ogle County 4-H Fair may represent Ogle County at the State Fair 4-H Dog Show. If the Champions are unable to attend, the alternate may represent the county.
3. Pre-registration is required in Fair Entry to receive a premium. Last minute entries may not receive a premium.
4. All 4-H'ers are eligible for showmanship.

50411 Junior Dog Showmanship – for handlers ages 8-13, as of September 1, of current 4-H year.

50412 Senior Dog Showmanship – for handlers ages 14 and older, as of September 1, of current 4-H year.

Obedience Division Classes:

1. Inexperienced handler refers to exhibitors who have not previously shown dogs. Inexperienced dogs refers to dogs who have not been trained before this year.
2. Handler and dog teams may only enter Beginner I class for one year, then must move to Beginner II. Handler and Dog teams may only enter Beginner II for one year, then must move to Graduate Beginner. In all other obedience classes, dogs qualifying the previous year must advance to the next class, with a maximum of two years in any one class.
3. AKC rules will be used as a guideline for judging. Maximum 200 points per class.
4. Either a command or signal may be given when the dog is to be in motion. A command and/or signal may be given when a dog is to stay.
5. Exhibitors planning to enter at the Illinois State Fair in 'Obedience' must have a score sheet signed by the judge of the county show certifying the dog scored 170 points for class handler/dog entered at county show.
6. For the Rally class: depending on the number of entries, classes may be combined.

50401 Beginner Novice I

(For inexperienced handlers and inexperienced dogs)

1. Heel on Leash (forward, halt, right turn, left turn, about turn, slow, normal, and fast).
The last order signifies that the handler and dog must break pace. These orders will be given by utilizing posted signs – Maximum points 40
2. Figure Eight (on leash) – Maximum points 40
3. Sit for Exam (on leash) – Maximum points 40
4. Sit Stay (walk around ring – Maximum points 40
5. Recall (off leash front/no finish) – Maximum points 40

50402 Beginner Novice II

(For experienced handlers and inexperienced dogs or experienced dogs and inexperienced handlers)

1. Heel on Leash (forward, halt, right turn, left turn, about turn, slow, normal, and fast).
The last order signifies that the handler and dog must break pace. These orders will be given by utilizing posted signs – Maximum points 40
2. Figure Eight (on leash) – Maximum points 40
3. Sit for Exam (on leash) – Maximum points 40
4. Sit Stay (walk around ring) – Maximum points 40
5. Recall (off leash front/no finish) – Maximum points 40

50403 Pre Novice

1. Heel on Leash and Figure 8 – Maximum points 40
2. Stand for Examination (of leash) – Maximum points 30
3. Heel Free (off leash) – Maximum points 40
4. Recall (off leash with finish) – Maximum points 30
5. Sit or Down Stay-Walk around the Ring – Maximum points 30
6. Sit Stay-Get Your Leash (off leash) – Maximum points 30

50404 Novice

1. Heel on Leash and Figure 8 (on leash) – Maximum points 40
2. Stand for Examination (off leash) – Maximum points 30
3. Heel Free (off leash) – Maximum points 40
4. Recall (off leash) – Maximum points 30
5. Sit Stay – Get your leash (off leash) – Maximum points 30
6. Group Exercise – Sit & Down Stay (on leash) – Maximum points 30

50405 Graduate Novice

1. Heel Free and Figure 8 (off leash) – Maximum points 40
2. Drop on Recall – Maximum points 40
3. Dumbbell Recall – Maximum points 30
4. Dumbbell Recall over High Jump – Maximum points 30
5. Recall over Broad Jump – Maximum points 30
6. Stay – Get your leash (sit, down) – Maximum points 30

50406 Pre-Open

1. Heel Free and Figure 8 – Maximum points 40
2. Command Discrimination (Stand, Down, Sit) – Maximum points 30
3. Drop on Recall – Maximum points 30
4. Retrieve on Flat – Maximum points 20
5. Retrieve over High Jump – Maximum points 30
6. Broad Jump – Maximum points 20
7. Stay – Get your leash (Sit, Down) – Maximum points 30

50407 Open

1. Heel Free and Figure 8 – Maximum points 40
2. Command Discrimination (Stand, Down, Sit) – Maximum points 30
3. Drop on Recall – Maximum points 30
4. Retrieve on Flat – Maximum points 20
5. Retrieve over High Jump – Maximum points 30
6. Broad Jump – Maximum points 20
7. Stay – Get your leash (Sit, Down) – Maximum points 30

50408 Graduate Open

1. Signal Exercise – Maximum points 40
2. Scent Discrimination – Maximum points 30
3. Go Out – Maximum points 30
4. Directed Jumping – Maximum points 40
5. Moving Stand and Examination – Maximum points 30
6. Directed Retrieve – Maximum points 30

50409 Preferred Utility

1. Signal Exercise – Maximum points 40
2. Scent Discrimination Article #1 – Maximum points 30
3. Scent Discrimination Article #2 – Maximum points 30
4. Directed Retrieve – Maximum points 30
5. Moving Stand and Examination – Maximum points 30
6. Directed Jumping – Maximum points 40

50410 Utility

1. Signal Exercise – Maximum points 40
2. Scent Discrimination Article #1 – Maximum points 30
3. Scent Discrimination Article #2 – Maximum points 30
4. Directed Retrieve – Maximum points 30
5. Moving Stand and Examination – Maximum points 30
6. Directed Jumping – Maximum points 40

Rally Division Classes:

1. The handler is guided through the course by numbered signs, which tell the handler what exercise is to be performed. For Rally Novice there will be 10 to 15 signs or stations as well as a “Start” and a “Finish” sign.
2. Participants will have a chance to walk course before class begins.
3. Unlimited communication is allowed, however, touching the dog is not.
4. Time to complete the course will be used in case of a tie.

50413 Rally Novice

10-15 signs are used (not including start and finish). 3-7 of the signs must be “stationary” signs. Performed on leash

50414 Rally Intermediate

12-17 signs are used (not including start and finish). 3-7 of the signs must be “stationary” signs. At least 3 “advanced” signs. Performed on leash.

50415 Rally Advanced

12-17 signs are used (not including start and finish). 3-7 of the signs must be “stationary” signs. At least 3 “advanced” signs. Dog must jump once. Performed **off leash**.

50417 Rally Excellent

15-20 signs are used (not including start, finish, or call marker). Dog must jump twice. 2 or more of the signs must be “advanced” signs. 3 or more of the signs must be “excellent” signs. Must include a “Sit Stay” sign. Performed **off leash**. Cannot pat leg or clap hands for encouragement.

DOG AWARDS (*awards are subject to change*)

Champion Care and Grooming – Junior	Champion Beginner Novice 2	Champion Pre Utility
Champion Care and Grooming – Senior	Champion Pre Novice	Champion Utility
Champion Agility on Leash	Champion Novice	Champion Rally Novice
Champion Agility Off Leash	Champion Graduate Novice	Champion Rally Intermediate
Overall Champion Jr Showmanship	Champion Pre Open	Champion Rally Advanced
Overall Champion Sr Showmanship	Champion Open	Champion Rally Excellent
Champion Beginner Novice I	Champion Graduate Open	

DIVISION: GOATS

4-H’ers in a goat project may do one or both of the following:

- Participate in the goat show (details on this page).
- Prepare an Animal Study Exhibit (Division: Animal Science) for display in the 4-H Exhibit Building.

COVID-19 GUIDELINES:

Ogle County 4-H will be adhering to the following guidelines developed by the University of Illinois, Illinois 4-H, and approved by the Ogle County Health Department. Changes to these guidelines will be sent to families if Illinois reaches Phase 5 or goes back to Phase 3.

1. Our office will only offer a virtual option if someone is not comfortable with attending in person judging. Livestock Virtual Judging request must be made by June 30th by completing the Reasonable Accommodation paperwork provided on our website.
2. Adhere to 50 people maximum in a defined space if in Phase 4, or 25 people maximum in a defined space in Phase 3.
3. Phase 4 Safety Protocols are as follows:
 - Face coverings are required for all youth, spectators, volunteers, and staff when within the defined 4-H event space (inside or outside).
 - Everyone in attendance will practice social distancing during the event, including maintaining six feet of separation (both indoors and outdoors) from those who are not in their households. To allow for social distancing, building and spectator capacity may be limited based on current public health department guidelines.
 - Handwashing and/or sanitizing stations will be provided throughout the venue.
 - Anyone who has experienced COVID-19 symptoms within the previous seven days is asked to stay home. COVID-19 symptoms include fever, cough, loss of taste or smell, or shortness of breath.

If any of these guidelines presents a challenge for you, please contact the Ogle County Extension office at 815-732-2191. We can discuss what accommodations are possible so that we can look for ways that all youth can safely participate in this event. Illinois 4-H reserves the right to adjust or cancel events in the case of identified risk, such as changes in local COVID conditions or known instances of non-compliance with safety guidelines.

GOAT DEPARTMENT SCHEDULE

- Check-in – Wednesday July 28, 2021, 5:00-8:00 p.m.
 - Dairy Goat Production Class Milk-Out - Thursday, July 29, 2021, 7:30 a.m. & 7:30 p.m.
 - Judging - Friday, July 30, 2021, 9:00 a.m. (Dairy, Pygmy, Meat)
 - Novelty Classes - Friday, July 30, 2021, following the Meat Goat Show
 - Check-out – Sunday, August 1, 2021 2:00 p.m. (*Families with last names beginning with E – L*)
 - Check-out – Sunday, August 1, 2021 3:00 p.m. (*Families with last names beginning with M – Z*)
 - Check-out – Sunday, August 1, 2021 4:00 p.m. (*Families with last names beginning with A – D*)
- All animals and tack must be out of barn by 6:30 p.m.

GOAT COMMITTEE

Karen Marsh, Stillman Valley, Dairy Goat Supt., 815-985-1587
Cheryl Price, Mt. Morris, Pygmy Goat Supt., 815-994-1715
Julie Meridian, Dixon
Ray & Amber Kosick, Mt. Morris

Jan Lovstad, Oregon, Meat Goat Supt., 815-973-8088
Katrina Ring, Oregon, Asst. Supt., 779-861-0026
Annette Martin, Oregon

SHOW RULES

1. All *General Rules* and *Animal Department Rules* apply.
2. Consult the *2021 Exhibition Livestock Health Requirements* for information about health papers. NO animal with draining sores or abscesses will be allowed in the barn.
3. All youth showing goats are required to have a current certification in Youth for the Quality Care of Animals (YQCA) during the current show year. Certification must be completed by May 1st.
4. **Do not unload your animal until superintendent or committee member is present.** Health Papers and entry forms will be verified against tattoo, tag, or chip numbers (must provide a reader) when animals come off trailer.
5. Goats must be stalled by 8:00 p.m. on July 28, 2021. At this time, the committee will be available for any questions regarding the show.
6. For goats susceptible to jumping or crawling out of pens, pens must be reinforced with panels. No unsupervised tying allowed.
7. NO bucks will be allowed to be shown.
8. All animals will be checked in by the superintendent or goat committee, according to the above rules. Animals will not be released from the fair without authorization from the fair veterinarian, an Ogle Fair Board member, and Extension Staff member.
9. If there are insufficient entries in a class, classes may be combined at the discretion of the Goat Committee.
10. All classes (excluding wethers, showmanship, and pet goat) are entered with does only.
11. Any 4-H'er that does not come to show their animal may be excluded from the show at the discretion of the goat committee.
12. All goats that are brought to the fairgrounds must be entered to be shown, except for nursing kids or nursing does with respective family.
13. Any assistance in showing needs to be provided by a 4-H member.
14. Any goat entered in novelty class must be shown in an individual class.
15. Both animals shown in Dam & Daughter must have been shown in an individual class, excluding showmanship.
16. All animals must be removed, and all pens must be cleaned by 6:30 p.m. on Sunday, regardless of release time.
17. Tack pens assigned as available.
18. On early release, all pens must be cleaned, and bedding put in the manure spreader.
19. 4-H members are limited to receive one premium per class exhibited in premium eligible projects.
20. **Only one entry per class.**
21. Please see Quality Meats for Goat Carcass Show rules.

Showmanship Rules

1. Junior Showmanship will be for youth ages 8 – 11 years old as of September 1, 2020.
Intermediate Showmanship will be for youth ages 12 – 14 years old as of September 1, 2020.
Senior Showmanship will be for youth ages 15 – 18 years old as of September 1, 2020.
2. All 4-H'ers are eligible for showmanship.
3. Pre-registration is required in Fair Entry to receive a premium. Last minute entries may not receive a premium.
4. When an exhibitor wins showmanship, they may continue to compete in future years in the same class.

DAIRY GOAT SHOW RULES

1. Absolutely no horned dairy goats allowed on the fairgrounds.
2. Exhibitors are encouraged to wear white pants and shirts while showing their animals.
3. All dairy goat breeds show together including crosses of dairy breeds.
4. Wethers must have been castrated by June 1, 2021, or 3 months of age.
5. Dry does must have never kidded.
6. All registered goats must be tattooed or microchipped (must provide a reader) according to American Dairy Goat Association (ADGA) rules and unregistered goats must have a permanent tattoo in left ear.
7. All dairy goats should be clipped and groomed to exhibit. No exceptions.
8. **Milk Production Class** competition - all does must be milked out by 7:30 a.m., July 29, 2021. If a doe was milked out earlier, she must be stripped out again at 7:30 a.m. Does will then be milked at 7:30 p.m. on July 29, 2021, and the milk will be weighed. Placement of goats will be based on the amount of milk yielded at this time.
9. All dairy goat entries must include tattoo numbers, ear tag, or microchipped.
10. If your animal is due the week of the fair, please contact the Extension office to make arrangements.

11. All milkers must be milked out at 7:30 p.m. the night before the show.
12. Pet Goat Class - will be judged according to care, knowledge, and handling of the pet goat. This animal may be entered in any other class. Only one entry allowed in the Pet Goat Class, but the goat can be entered in the regular show or showmanship.
13. Dairy Goats breeds recognized by the American Dairy Goat Association (ADGA) include: Alpine, LaMancha, Nigerian Dwarf, Nubian, Oberhasli, Saanen, Sable, and Toggenberg. You may also show a crossbred dairy goat.

MEAT GOAT SHOW RULES

1. Exhibitors are encouraged to wear nice jeans and white shirts while showing their animals.
2. All meat goat breeds will be shown together.
3. Wethers must have been castrated by June 1, 2021, or 3 months of age.
4. All registered goats must be tattooed or microchipped (must provide a reader) according to the American Boer Goat Association (ABGA) rules and unregistered goats must have a permanent tattoo or tag in left ear.
5. All meat goat entries must include tattoo number, tag ID number, or microchip.
6. If your animal is due to kid the week of the fair, please contact the Extension office to make arrangements.
7. Meat Goat breeds recognized by the American Goat Federation (AGF) include: Boer, Kiko, Mytonic, Savanna, Spanish, and Texmaster. You may also show a crossbred meat goat.

PYGMY GOAT SHOW RULES

1. Exhibitors are encouraged to dress neatly while showing their animal(s).
2. All pygmy goats should be shown with a collar and lead. No choke collars. It is recommended that the collar and lead are of the same color.
3. All goats should be properly groomed to exhibit. No exceptions.
4. Wethers must have been castrated by June 1, 2021, so there are no open wounds.
5. Grand Champion Wethers will be selected from the group of first place wethers of each wether class.
6. Grand Champion and Reserve Grand Champion will be selected from the first-place winners of each doe class.
7. No nursing bucks (over 4 weeks of age) allowed in barns.
8. All registered goats must be tagged or tattooed and match registration on certificate, and unregistered goats must have a permanent tattoo or tag in left ear or microchipped (must provide a reader).
9. Pet Goat Class - Class will be judged according to care, knowledge, and handling of the pet goat. This animal may be entered in any other class. Only one entry allowed in the Pet Goat Class, but other animals may be entered in the regular show.
10. The Champion Jr. Doe Kid, Champion Intermediate Doe Kid, and the Champion Sr. Doe Kid will be brought in for the Grand Champion Doe Kid.
11. All Other Breed Class includes Kiko, Fainting Goats, Nubian/Pygmy Kinders, & Nigerian/Pygmy Crossbreds. All ages and genders (does and wethers). Judged on Best of Breed. Must abide by all of above show rules.

DAIRY GOAT CLASSES

101 Milk Production Class

Dry Classes -- Female goats, never to have been in milk.

- 102 Junior kid (Born on or after May 1, 2021)
- 103 Intermediate kid (Born April 1, 2021 to April 30, 2021)
- 104 Senior kid (Born January 1, 2021 through March 31, 2021)
- 105 Dry yearling - under 2 years (Born after July 1, 2019 through December 31, 2020)

Milking Classes -- Female goats, all animals to be in milk.

- 106 Yearling milker - under 2 years (Born after July 1, 2019)
- 107 Milker, 2 years and under 3 (Born July 1, 2018 to July 1, 2019)
- 108 Milker, 3 years and under 5 years (Born July 1, 2016 to July 1, 2018)
- 109 Milker, 5 years and older (Born before July 1, 2016)

Wether Class -- Castrated no later than June 1, 2021, or 3 months of age.

- 110 Wether (Born on or after January 1, 2021)

Other Classes

- 111 Dam and Daughter (any age animal)
- 112 Dairy Pet Goat Class - Any goat (excluding bucks) can be shown - see Dairy Goat rule #12

MEAT GOAT CLASSES

- 201 Jr. Kid, 0-6 Months (Born on or after February 1, 2021)
- 202 Sr. Kid, 7-12 months (Born August 1, 2020 to January 31, 2021)
- 203 Doe, 1 year and under 2 (Born August 1, 2019 to July 31, 2020)
- 204 Doe, 2 years and under 3 (Born August 1, 2018 to July 31, 2019)
- 205 Doe, 3 years & older (Born before July 31, 2018)

Wether Class - Castrated no later than June 1, 2021, or 3 months of age.

- 206 Wether (Born on or after January 1, 2021)

Other Classes:

- 207 Dam and Daughter (any age animal)

PYGMY GOAT CLASSES

- 301 Jr. Doe Kid - 0-3 months, May 1, 2021 to July 31, 2021
- 302 Intermediate Doe Kid - 3-6 months, February 1, 2021 to April 30, 2021
- 303 Sr. Doe Kid - 6-12 months August 1, 2020 to January 31, 2021
- 304 Jr. Doe - 1-2 years old, August 1, 2019 to July 31, 2020
- 305 Intermediate Doe - 2-3 years old, August 1, 2018 to July 31, 2019
- 306 Sr. Doe - 3 years and older, before August 1, 2018
- 307 Dam & Daughter (any age animals)
- 308 Wether - 1 year and under (Born on or after August 1, 2020)
- 309 Wether - over 1 year (Born before August 1, 2020)
- 310 All Other Breed Doe Kids (1 year and under)
- 311 All Other Breed Does (1 - 2 years)
- 312 All Other Breed Wethers (1 year and under)
- 313 All Other Breed Wethers (Over 1 year)
- 314 Pygmy Pet Goat Class - Any goat (excluding bucks) can be shown - see Pygmy Goat rule #9
- 315 All Other Breeds Dam & Daughter
- 316 All Other Breeds Pet Goat
- 317 All Other Breeds Senior Doe (3 years and older)

NOVELTY GOAT CLASSES - JUST FOR FUN - 4-H KIDS ONLY

Friday, July 30, 2021 in Goat Barn (*immediately following Goat Show*). Pre-registration not required. Everyone is encouraged to participate. No premiums paid. No adults or non-4-H members may participate.

1. Talent Show (goat's talent, not the 4-H'ers)
2. Costume Class - your favorite theme
3. Dinner Bell Derby (for bottle kids, bucket kids, and nursing kids)
4. Obstacle Course

GOAT AWARDS

Champion Goat Junior Showmanship
Champion Goat Int. Showmanship
Champion Goat Senior Showmanship
Grand Champion Dairy Goat
Grand Champion Dairy Dry Doe
Champion Dairy Goat Wether
Champion Dairy Goat Dam & Daughter
Champion Milk Producer
Champion Pet Dairy Goat

Grand Champion Meat Goat Kid
Grand Champion Meat Goat Doe
Champion Meat Goat Wether
Champion Meat Goat Dam & Daughter
Grand Champion Pygmy Doe Kid
Grand Champion Pygmy Doe
Grand Champion Pygmy Goat Wether
Grand Champion AOB Doe
Grand Champion AOB Wether

Grand Champion AOB Doe Kid
Champion AOB Dam & Daughter
Champion AOB Pet Pygmy Goat
Champion Pygmy Goat Dam & Daughter
Champion Pet Pygmy Goat
Goat Novelty Class Awards

DIVISION: HORSES

4-H'ers in a horse project may do one or both of the following:

- Participate in the Horse Show. On odd numbered years, the 4-H Horse Show will be located in DeKalb County and on even numbered years, it will be located in Ogle County.
- Prepare an Animal Study Exhibit (*Animal Science Division*) for display in the 4-H Exhibit Building.

COVID-19 GUIDELINES:

Ogle County 4-H will be adhering to the following guidelines developed by the University of Illinois, Illinois 4-H, and approved by the Ogle County Health Department. Changes to these guidelines will be sent to families if Illinois reaches Phase 5 or goes back to Phase 3.

1. Our office will only offer a virtual option if someone is not comfortable with attending in person judging. Livestock Virtual Judging request must be made by June 30th by completing the Reasonable Accommodation paperwork provided on our website.
2. Adhere to 50 people maximum in a defined space if in Phase 4, or 25 people maximum in a defined space in Phase 3.
3. Phase 4 Safety Protocols are as follows:
 - Face coverings are required for all youth, spectators, volunteers, and staff when within the defined 4-H event space (inside or outside).
 - Everyone in attendance will practice social distancing during the event, including maintaining six feet of separation (both indoors and outdoors) from those who are not in their households. To allow for social distancing, building and spectator capacity may be limited based on current public health department guidelines.
 - Handwashing and/or sanitizing stations will be provided throughout the venue.
 - Anyone who has experienced COVID-19 symptoms within the previous seven days is asked to stay home. COVID-19 symptoms include fever, cough, loss of taste or smell, or shortness of breath.

If any of these guidelines presents a challenge for you, please contact the Ogle County Extension office at 815-732-2191. We can discuss what accommodations are possible so that we can look for ways that all youth can safely participate in this event. Illinois 4-H reserves the right to adjust or cancel events in the case of identified risk, such as changes in local COVID conditions or known instances of non-compliance with safety guidelines.

On odd numbered years, the 4-H Horse Show will be located in DeKalb County and on even numbered years, it will be located in Ogle County.

MULTI-COUNTY HORSE SHOW SCHEDULE

Location – Amber Sun Acres, 19819 University Road, Malta, 60150

All horses on grounds by 7:30 a.m., Saturday, July 10, 2021

Judging - Saturday, July 10, 2021, 8:30 a.m.

MULTI-COUNTY HORSE COMMITTEE

Katie Roush, Esmond

Becky Roush, Malta

Tina and Dan Vincent, Rochelle

Ashley Black, Cortland

Dan Black, Cortland

Vicky Huss, Leland

McKenna Sell, Sycamore

Kim Treme, Newark

Courtney Wiedenmann, Sycamore

MULTI-COUNTY HORSE RULES

Before the Fair:

1. All 4-H'ers planning to exhibit in this department, must complete the Quality Assurance and Ethics certification once during their 4-H career in order to be eligible to show either a live animal or a poster. Certification must be completed by May 1st.
2. **All 4-H members should refer to the “Guidelines for Junior Horse Shows” manual which was given to each 4-H member their first year enrolled in horses. This guideline may be found at: http://livestocktrail.illinois.edu/uploads/horsenet/papers/4H_horse_show_guidelines.pdf. These are the rules that will be used and reinforced during the Multi-County Horse Show.**
3. To be eligible to show at the 4-H level, the 4-H'er must have attended at least one: clinic, riding lesson, horse bowl/hippology contest, horse project day or horse fair approved by the Multi County Horse Committee. 4-H members should indicate what clinic they attended as part of their fair entries. Entries in question will be contacted.

- Classes CANNOT be added or changed on the day of the show, but classes may be dropped the day of the show. 4-H'ers are encouraged to sign up for as many classes as they think they would like to participate in on their fair entry.
- 4-H'ers uncertain of their riding abilities when fair entries are due should sign up for both walk/trot and age appropriate classes.**
- All horses must have a current negative Coggins. A copy of the negative Coggins **MUST** be sent to Extension office by May 1st.

Check In:

- Horses are to arrive no later than **7:30 a.m.**, Saturday, July 10, 2021
- Show numbers must be secured from the horse committee upon arrival. Each exhibitor must wear the show number for classes on which they are entered.
- There will not be a vet on the premises during the show in DeKalb County.

Tack and Attire:

- Lack of proper tack for all horse classes may result in a penalty from the judge.
- Proper attire & tack must be worn for all classes. Proper attire for western events include: long sleeves, collar (band, stand-up, tuxedo, etc.) western hat (for showmanship & production) or helmet (while mounted) and cowboy boots. In English classes, riders should wear riding coats and breeches of traditional colors with high boots or jodhpurs.
- Chaps are optional.
- All 4-H members are required to wear a properly fitted ASTM or SEI standard F1163 (or above) certified equestrian helmet whenever mounted or driving at all 4-H horse and pony events, shows, activities, or practices. Original tags must be present in all approved helmets. The 4-H member is responsible to see that this specified headgear is properly fitted with the approved harness fastened in place whenever mounted. Helmet policies apply to all county, area, and state 4-H horse and pony events, shows, and activities. Protective helmets are required for all riders and drivers at all times. It is recommended that all adults working with 4-H members model the desired youth behavior by also wearing protective helmets whenever mounted or driving.
- Horses will not be allowed to be shown with the aid of training devices, such as mechanical hackamores, martingales, and tie downs in performance classes, but these aids will be allowed in the novelty and speed classes.

During the Show:

- All horses and ponies should be trained and kept under control by the exhibitor at all times. Judge may penalize or excuse any animal(s) not under control.
- No stallions one year of age or over are allowed.
- Animals must report to the entry gate one class before the class in which they are entered.
- Horses will be allowed to leave at lunch and at the break prior to speed classes after being excused by Superintendent. (See the *Animal Rules and Regulations* for early dismissal guidelines.) Failure to comply will result in forfeit of your premium check. (The horse show is expected to last all day. Plan accordingly.)
- Junior exhibitors are to be 13 years and under. Senior exhibitors are to be 14 through 18 years of age, as of September 1, 2020.
- You may exhibit only those horses/ponies which are pictured on your 4-H Ownership/Lease Agreement(s) and on file in the Extension Office. Horses/ponies cannot be shared.
- Horses are to be kept in the area designated by the committee on show day.
- Special classes have been identified for equine 56" and under. (Equine 56" and under may be measured before judging begins.)
- All classes, unless otherwise stated, are open to horses or ponies and mares or geldings.
- A break will be taken after the *Grand Champion Halter Classes* are completed. The arena will be open for the pleasure horses to warm up. The time for Class 108 to start will be announced by the horse superintendent. An additional break will be taken after the Novelty classes during which the speed horses may warm up.
- Riders in **Green Rider Walk Trot (Class 108)** may enter *Halter, Showmanship, Walk Trot Equitation, Novelty, and Speed Classes*.
- Equine in **Green Horse Walk Trot (Class 110)** may enter *Halter, Showmanship, Green Rider Walk Trot, Novelty, and Speed Classes*.
- All props used in the **Costume Class** must be on the horse or 4-H member. Keep in mind this class is for fun and originality.

14. Classes not filled will be combined at the discretion of the committee.
15. Any horse shown as a stock type horse cannot be shown as a light horse and vice versa. Stock type horses will be considered AQHA, Paints, Apps; light type horses will be considered Arabs, Saddlebreds, Tennessee Walkers.
16. Any exhibitor entered in a *Performance* (Classes 108-123), *Novelty* (Classes 124-129) and/or *Speed Class* (Classes 130-137) **MUST** enter and show in a *Halter* (Classes 103-107) **AND** *Showmanship Class* (Classes 101-102) in order to be eligible. *Speed Class* exhibitors must show in Western attire and tack.
17. Speed horses will be required to enter the arena at a controlled walk, and then begin their pattern. The gate will be closed and remain closed until the rider has regained control to exit the arena at a walk.
18. Trail class runs concurrently with rest of riding classes.
19. The judge's decision is final.
20. Exhibitors are required to clean up their horse tie-out area before leaving the grounds.

ADDITIONAL RULES WHEN OGLE HOST THE MULTI COUNTY HORSE SHOW

1. Horses & trailers are to be off grounds or moved to livestock parking area within 2 hours of completion of show.
2. Any horses showing signs of illness will be asked to leave at the discretion of the committee, along with proper approval from fair veterinarian, Ogle County Fair Board member, and an Extension staff member. Appropriate paperwork must be completed with the signatures from all three representatives.

Premium Info:

1. Members are allowed to show one entry per class.
2. 4-H members are limited to receive one premium per class exhibited in premium-eligible projects.

Showmanship Rules:

1. Novice Showmanship will be for youth any age. Exhibitors must be in there 1st or 2nd year of showing. Showmanship will be for youth any age. Exhibitors must have shown for 3 or more years.
2. All 4-H'ers are required to show in showmanship.
3. Pre-registration is required in Fair Entry to receive a premium. Last minute entries may not receive a premium.
4. Showmanship will be the first classes of the day.

Equine Sportsmanship Award Rules:

1. Must be pre-registered for class via Fair Entry
2. Entrants will be judged by a horsemanship volunteer for Sportsmanship, Proper Attire, Grooming, Safety and Cleanliness of Area & Overall Quality of Riding. An essay with 100-250 words will be turned in to the Extension Office by Thursday, July 1. The essay will include how the 4-Her has improved their skills this year.

HORSE CLASSES

SHOWMANSHIP

- 101 Novice Showmanship
- 102 Showmanship

HALTER

- | | |
|--|--|
| 103 Stock Type Horse at Halter (Horses 14 & Under) | Grand Champion Horse at Halter (First and second place exhibitors in Classes 103 through 107 will be called back to show for Grand and Reserve.) |
| 104 Light Horse at Halter | |
| 105 Aged Horse Mare at Halter (Horses 15 & Up) | |
| 106 Aged Horse Gelding at Halter (Horses 15 & Up) | |
| 107 Equine at Halter 56" and under | |

— BREAK —

PERFORMANCE CLASSES

- | | |
|---|---------------------------------------|
| 108 Green Rider Walk Trot | 117 Jr. Western Pleasure (8-13) |
| 109 Equine Pleasure 56" and under | 118 Sr. Western Pleasure (14-18) |
| 110 Green Horse Walk Trot | 119 Jr. Western Horsemanship (8-13) |
| 111 Jr. English Pleasure (8-13) | 120 Sr. Western Horsemanship (14-18) |
| 112 Sr. English Pleasure (14-18) | 121 Ranch Horse Pleasure |
| 113 Jr. English Equitation (8-13) | 122 Jr. Bareback Horsemanship (8-13) |
| 114 Sr. English Equitation (14-18) | 123 Sr. Bareback Horsemanship (14-18) |
| 115 Jr. Command/Discipline Rail (8-13) | |
| 116 Sr. Command/Discipline Rail (14-18) | |

Jr. Grand Champion Performance Horse (First and second place exhibitors in Classes 111, 117, will be called back to show for Grand and Reserve.)

Sr. Grand Champion Performance Horse (First and second place exhibitors in classes 112, 118 will be called back to show for Grand and Reserve)

Jr. Grand Champion Horsemanship (First and second place exhibitors in Classes 113, 119, 122 will be called back to show for Grand and Reserve)

Sr. Grand Champion Horsemanship (First and second place exhibitors in Classes 114, 120, 123 will be called back to show for Grand and Reserve)

NOVELTY CLASSES

124	Jr. Egg-N-Spoon	127	Mystery Fun Class
125	Sr. Egg-N-Spoon	128	Jr. Trail Class
126	Costume Class (see rule #13)	129	Sr. Trail Class

— BREAK —

SPEED CLASSES

130	Jr. Poles	134	Jr. Flag
131	Sr. Poles	135	Sr. Flag
132	Jr. Barrels	136	Jr. Plug
133	Sr. Barrels	137	Sr. Plug

EQUINE SPORTSMANSHIP AWARD

138	Jr. Equine Sportsmanship (ages 8-13)
139	Sr. Equine Sportsmanship (ages14-18)

PERFORMANCE HIGH POINT AWARD

140	Jr. High Point (ages 8-13)	<i>Points accumulated from placing in class #'s 111, 113, 115, 117, 119, 121, 122</i>
141	Sr. High Point (ages 14-18)	<i>Points accumulated from placing in class #'s 112, 114, 116, 118, 120, 121, 123</i>

SPEED HIGH POINT AWARD

142	Jr. Horse Speed Award (ages 8-13)	<i>Points accumulated from placing in class #'s 130, 132, 134, 136</i>
143	Sr. Horse Speed Award (ages14-18)	<i>Points accumulated from placing in class #'s 131, 133, 135, 137</i>

HORSE AWARDS

Champion Novice Horse Showmanship	Jr. Equine Sportsmanship Award
Champion Horse Showmanship	Sr. Equine Sportsmanship Award
Grand Champion Horse at Halter	Jr. High Point
Jr. Grand Champion Performance Horse	Sr. High Point
Sr. Grand Champion Performance Horse	Jr. Horse Speed Award
Jr. Grand Champion Horsemanship	Sr. Horse Speed Award
Sr. Grand Champion Horsemanship	



DIVISION: POULTRY

4-H'ers in a poultry project may do one or both of the following:

- Participate in the poultry show (details on this page).
- Prepare an Animal Study Exhibit (Division: Animal Science) for display in the 4-H Exhibit Building.

COVID-19 GUIDELINES:

Ogle County 4-H will be adhering to the following guidelines developed by the University of Illinois, Illinois 4-H, and approved by the Ogle County Health Department. Changes to these guidelines will be sent to families if Illinois reaches Phase 5 or goes back to Phase 3.

1. Our office will only offer a virtual option if someone is not comfortable with attending in person judging. Livestock Virtual Judging request must be made by June 30th by completing the Reasonable Accommodation paperwork provided on our website.
2. Adhere to 50 people maximum in a defined space if in Phase 4, or 25 people maximum in a defined space in Phase 3.
3. Phase 4 Safety Protocols are as follows:
 - Face coverings are required for all youth, spectators, volunteers, and staff when within the defined 4-H event space (inside or outside).
 - Everyone in attendance will practice social distancing during the event, including maintaining six feet of separation (both indoors and outdoors) from those who are not in their households. To allow for social distancing, building and spectator capacity may be limited based on current public health department guidelines.
 - Handwashing and/or sanitizing stations will be provided throughout the venue.
 - Anyone who has experienced COVID-19 symptoms within the previous seven days is asked to stay home. COVID-19 symptoms include fever, cough, loss of taste or smell, or shortness of breath.

If any of these guidelines presents a challenge for you, please contact the Ogle County Extension office at 815-732-2191. We can discuss what accommodations are possible so that we can look for ways that all youth can safely participate in this event. Illinois 4-H reserves the right to adjust or cancel events in the case of identified risk, such as changes in local COVID conditions or known instances of non-compliance with safety guidelines.

POULTRY DEPARTMENT SCHEDULE

Check-in – Wednesday, July 28, 2021, 5:00-8:00 p.m. All animals penned by 8:00 p.m.

Judging – Friday, July 30, 2021, 12:30 p.m.

Check-out – Sunday, August 1, 2021 2:00 p.m. (*Families with last names beginning with E – L*)

Check-out – Sunday, August 1, 2021 3:00 p.m. (*Families with last names beginning with M – Z*)

Check-out – Sunday, August 1, 2021 4:00 p.m. (*Families with last names beginning with A – D*)

All animals out of barn by 5:00 p.m.

POULTRY COMMITTEE

Philip Newendyke, Oregon, Supt., 815-871-4136

Earl Hagemeyer, Esmond, Asst. Supt., 815-751-1841

Chelsea Eden, Oregon, Asst. Supt., 815-677-8681

Larry & Avolene Stengel, Mt. Morris

Deb Sweeney, Monroe Center

Mary Beth Overmyer, Oregon

Jordan Mingus, Oregon

POULTRY RULES

1. All *General Rules and Animal Department Rules* apply.
2. Consult the *2021 Exhibition Livestock Health Requirements* for information about health papers. **Papers will be checked.**
3. **ATTENTION ALL 4-H'ers:** All 4-H'ers planning to exhibit in this department, must complete the Quality Assurance and Ethics certification once during their 4-H career in order to be eligible to show. Certification must be completed by May 1st.
4. Limit one entry per class. All entries are 1 bird, unless noted.
5. Participants must provide a phone number on entry form where they can be reached during the fair.
6. Poultry will be judged according to the American Poultry Association Standard of Perfection and American Bantam Association Standard.
7. All 4-H Exhibitors must be present during judging of their project.

8. Birds hatched before to January 1, current year, shall be entered as cock or hen; if hatched during current calendar year, then enter as cockerel or pullet. January 1 is also the break for waterfowl/turkeys whether considered old or young for the entry.
9. Exhibitors must provide food, water, containers, and care for their animals. The committee takes no responsibility. The animals/pens will be checked twice daily for food, water, and cleanliness. A list of care requirements will be in the barn. After second offence, premiums will be forfeited.
10. No selling or for sale signs.
11. No dogs allowed in the barn.

CHECK-IN PROCEDURES

1. All entries must be checked in between 5:00 pm and 8:00 pm, July 28, 2021. Late arrivals will be scratched from the show.
2. Poultry must be clean, presentable, and free of pests (lice/mites) at check-in.
3. **The number of cages for each exhibitor will be determined by the committee as space is limited. Only exhibitors who help set up can reserve cage locations.**
4. Exhibitors with any large bird projects such as geese, turkeys, or peacocks are required to bring their own cages.

CHECK-OUT PROCEDURES

1. Entries are released at 4:00 pm, August 1, 2021. **Make arrangements to have your animals removed promptly at 4:00 pm.**
2. **All Exhibitors must clean up after removal of poultry and have committee member sign you out.**

MISCELLAENOUS POULTRY GUIDELINES

Breed List:

LARGE FOWL CHICKEN CLASSES

- **American:** Plymouth Rocks, Dominiques, Wyandottes, Javas, Rhode Island Reds, Buckeyes, Chanteclers, Jersey Giants, New Hampshires, Delawares
- **Asiatic:** Brahmas, Cochins and Langshans
- **English:** Dorkings, Cornish, Orpingtons, Sussex, and Australorps.
- **Mediterranean:** Leghorns, Minorcas, Spanish, Andalusians, Sicilian Buttercups, and Catalanas.
- **Continental:** Hamburgs, Campines, Polish, Houdans, Faverolles, Crevecoeurs, La Fleche Barnevelders, and Welsummers.
- **All Other Standard Breeds:** Games, Sumatras, Yokohamas, Phoenix, Naked Necks, Araucanas, and Ameraucanas (Non-recognized breeds should enter here but cannot be chosen for class Champion).

BANTAM CHICKEN CLASSES

- **Feather Legged Bantams:** Booted, Brahmas, Cochins, Faverolles, Langshans, Silkies, and Sultans
- **All Other Bantam Breeds:** any standard breeds without feathered legs

WATERFOWL CLASSES

- **Heavy Weight Duck:** Pekin, Aylesbury, Rouen, and Muscovy.
- **Medium Weight Ducks:** Cayuga, Crested, Swedish, and Buff.
- **Light Weight Ducks:** Runner, Campbell, and Magpie.
- **Bantam Ducks:** Call, Black East Indie, and Mallard.
- **Heavy Weight Geese:** Toulouse, Embden, and African.
- **Medium Weight Geese:** Sebastopol, Pilgrim, American Buff, and Saddleback Pomeranian.
- **Light Weight Geese:** Chinese, Tufted Roman, Canada, and Egyptian.

OTHER POULTRY CLASSES

- **Production Pen of 3:** Commercial/Hybrid eggs layers, All sex-link crosses, Cinnamon Queen, Amberlink, ISA
- **Meat Birds:** Cornish Rocks, Red Rangers, etc. Meat birds will be weighed at check-in.
Broiler or fryer: a chicken younger than 10 weeks old, flexible breastbone cartilage, with live weight less than 6.7 pounds.
Roaster: a young chicken between eight and 12 weeks old with a live weight of 6.7 pounds or more and breastbone cartilage that is somewhat less flexible than that of a broiler or fryer.
- **Hatched Pen Class:** Birds must not have all their adult feathers and must have been hatched using an incubator tended by the exhibitor. Incubators are available for loan through the Extension Office. Hatched Pen entries will be displayed and judged in the Rabbit/Poultry area. Exhibitors must provide heat lamps and electrical cords for chicks. Hatched pen entries include the following: 1) a pen of hatched birds; 2) a poster, display, or report detailing things learned during the incubation and embryology experience. Detailed information about chick

development within the egg can be found at the Extension Office. Placing will be based on care of birds in exhibit, quality of the display, poster, or report, and the member's general knowledge about the project on display.

- **All Other Pair of Fowl:** Birds not eligible in any other class may be shown in this class. Ratites (birds that cannot fly) are excluded due to facility limitations. Since standards may not exist for all entries, primary judging considerations will focus on handler knowledge and show condition of stock.
- **Costume Class:** The handler and bird must be in costume. No baby chicks.
- **Egg Classes:** All eggs in an entry must be of the same kind and will be judged on uniformity and quality and should be from the exhibitor's flock.
- **Decorated Egg Classes:** 3 eggs on a paper plate. Painted, crafty, anything goes. Judge will determine placing by creativity, neatness, and presentation.
- ALL Egg entries will be on display in the Exhibit Building.

LARGE FOWL CLASSES

	American	Asiatic	English	Mediterranean	Continental	Other Standard Breed
Hen	101	105	109	113	117	121
Cock	102	106	110	114	118	122
Pullet	103	107	111	115	119	123
Cockerel	104	108	112	116	120	124

BANTAM CLASSES

	All Other Bantam	Feather Legged Bantam
Hen	125	129
Cock	126	130
Pullet	127	131
Cockerel	128	132

EGG PRODUCTION & MEAT PEN CLASSES

Production/Commercial/Hybrid Female	133	Single Layer
Production Pen of 3	134	3 females, or 1 male and 2 females
Broiler/Fryer Pen of 3	135	3 females or 3 males
Roaster Market Pen of 3	136	3 females or 3 males

DUCK CLASSES

	Heavy Weight	Medium Weight	Light Weight	Bantam Ducks
Old Hen	137	141	145	149
Old Drake	138	142	146	150
Young Hen	139	143	147	151
Young Drake	140	144	148	152

GEESE CLASSES

	Heavy Weight	Medium Weight	Light Weight
Old Hen	153	157	161
Old Gander	154	158	162
Young Hen	155	159	163
Young Gander	156	160	164

TURKEY CLASSES

Old Hen	165	Hatched before January 1, present year
Old Tom	166	Hatched before January 1, present year
Young Hen	167	Hatched January 1 or after, present year
Young Tom	168	Hatched January 1 or after, present year

MISCELLANEOUS OTHER CLASSES

Pair of Other Fowl	169	May be same sex or mixed
Hatched Pen	170	Very recently hatched -- 2021
Backyard bird	171	Any non-standard or mixed bird, any age/sex
Costume Class	172	Exhibitor and bird in costume
White Chicken Eggs	173	6 eggs, in carton
Brown Chicken Eggs	174	6 eggs, in carton
All Other Eggs	175	6 eggs, in carton Bantam, Waterfowl, Turkey, etc. or other fowl (6 eggs)
Decorated Eggs (3)	176	Youth ages 8—11 as of September 1, 2020
Decorated Eggs (3)	177	Youth ages 12—14 as of September 1, 2020
Decorated Eggs (3)	178	Youth ages 15— 18 as of September 1, 2020

Showmanship Rules

1. Junior Showmanship will be for youth ages 8 – 11 years old as of September 1, 2020.
Intermediate Showmanship will be for youth ages 12 – 14 years old as of September 1, 2020.
Senior Showmanship will be for youth ages 15 – 18 years old as of September 1, 2020.
2. All 4-H'ers are eligible for showmanship.
3. Pre-registration is required in Fair Entry to receive a premium. Last minute entries may not receive a premium.
4. When an exhibitor wins showmanship, they may continue to compete in future years in the same class.
5. 4-H'ers will be judged on their knowledge of their animal, poultry raising, show preparations and characteristics of their exhibit according to the Standards if applicable.

POULTRY AWARDS

Champion Jr. Showmanship	Grand Champion Production Pen
Champion Intermediate Showmanship	Grand Champion Meat Pen
Champion Sr. Showmanship	Grand Champion Duck
Grand Champion American	Grand Champion Goose
Grand Champion Asiatic	Grand Champion Turkey
Grand Champion English	Champion Pair of Other Fowl
Grand Champion Mediterranean	Champion Hatched Pen
Grand Champion Continental	Champion Backyard Bird
Grand Champion All Other Standard Breeds	Grand Champion Egg Exhibit
Grand Champion All Other Bantams	Grand Champion Decorated Egg Exhibit
Grand Champion Feather Legged Bantam	Best of Show

DIVISION: QUALITY MEATS

QUALITY MEATS DEPARTMENT SCHEDULE

Check-in (Beef) - Wednesday, July 21, 2021, 5:00-6:00 p.m. at Nordman Feedlots @ 1154 S Blackhawk Rd, Oregon
 Check-in (Goats, Sheep & Swine) - Thursday, July 22, 2021, 7:00-8:00 a.m. at the Ogle County Fairgrounds
 Judging - Monday, July 26, 2021, at Eickman's Meat Locker, Seward, IL. Judging begins at 8:30 a.m. (*judges and committee only*)
 Virtual Blue Ribbon Livestock Auction, Saturday, July 31, 2021, 3:00 p.m.

COVID-19 GUIDELINES:

Due to current guidelines, Quality Meats judging will not be open to the public again this year. Watch Facebook, @Ogle4H and our website, <https://extension.illinois.edu/bdo/4-h-ogle-county> for winner announcements and photos.

QUALITY MEATS COMMITTEE

Michael Ring, Oregon, Supt., 815-757-3021	Mark Eden, Oregon, Asst. Supt., 815-677-1711
Chelsea Eden, Oregon	Stan Eden, Oregon
Katrina Ring, Oregon	

QUALITY MEATS RULES - READ ALL RULES VERY CAREFULLY!

1. All *General Rules* and *Animal Department Rules* apply.
2. All youth showing carcass animals are required to have a current certification in Youth for the Quality Care of Animals (YQCA) during the current show year. Certification must be completed by May 1st.

3. This show is open to all Ogle County 4-H Club members with purebred, crossbred, or grade beef; sheep; or swine projects. Only barrows, wethers, and steers may be shown. To qualify, animals must meet the same requirements as outlined for the regular 4-H show, plus all of the rules that follow.
4. Health certificates are not needed for carcass entries.
5. Each exhibitor may enter one (1) animal in each quality meats class.
6. Weight of animals:
 - a. **Barrows** 240 pounds minimum to 325 pounds maximum live weight
 - b. **Wethers** 45 pounds minimum hot carcass weight
 - c. **Steers** 900 pounds live weight minimum
 - d. **Goats**no weight but must be purchased on or after September 1, 2020 and before May 1, 2021
 Animals not meeting above guidelines will not be eligible for champion or reserve.
7. Official weight will be pay weight for carcasses sold at the auction.
8. All animals will be taken to the Eickman's Plant at Seward for weighing, slaughtering, and cooling.
9. Beef Market Animals will be delivered to Nordman Feedlots @ 1154 S Blackhawk Rd, Oregon, IL. on Wednesday, July 21, 2021 between the hours of 5:00 p.m. and 6:00 p.m. to be weighed. Goats, Sheep & Swine Market Animals will be delivered to the Ogle County Fairgrounds on Thursday, July 22, 2021, between the hours of 7:00 a.m. and 8:00 a.m. to be weighed. The committee will deliver all animals to Eickman's Locker from the fairgrounds.
10. The meats judge will commence judging at 8:30 a.m., July 26, 2021.
11. Beef, goat, sheep, and swine taken to Eickman's are the responsibility of the owner. Any beef, goat, swine, and sheep carcasses can be sold at the virtual Blue Ribbon Livestock Auction on Saturday, July 31, 2021, if you register in Fair Entry. All other carcasses should be sold privately or put in one's own freezer.
12. The animals will be judged on the rail and cut-out data collected on July 26, 2021.
13. Barrow carcasses will be judged on inches of backfat (.4" minimum), and loin-eye areas. Currently approved standards for Illinois Pork Carcass Shows will be followed. Loin muscle will be evaluated for color, marbling, and firmness.
14. At the discretion of the Quality Meats Committee any questionable or late castrated hogs will be disqualified.
15. Steers will be judged on a maximum yield grade of 3.99 and minimum quality grade of high select (S+). Carcass gain per day will be used in determination of rankings.
16. Wethers will be judged on a maximum yield grade of 3.99; have at least 0.10 inch of fat cover at the rib eye (2.6 minimum REA); have a quality grade of low choice or better (C⁻), a minimum leg score of 13, and meet minimum rib eye area requirements based on hot carcass weight.
17. Animals entered in these classes that do not make the weight range can be shown in the market class at the 4-H Fair.
18. All animals must be completely castrated and healed steers, wethers, and barrows. Judge will make final decisions. All calves must be steers (not bulls) at tattooing time.
19. **OWNERSHIP DEADLINES** - All quality meats animals must be owned by the member by:
 - a. On or After September 1, 2020 for goat
 - b. May 1, 2021 for sheep and swine (Swine do not have to be tattooed.)
 - c. February 1, 2021 for beef
20. All sheep wethers must be sheared before the show.
21. Steers must have been weighed and tattooed on February 20, 2021.

QUALITY MEAT CLASSES

101	Hog	103	Beef
102	Sheep	104	Goat

CARCASS AWARDS

Champion Beef Carcass	Champion Lamb Carcass
Reserve Champion Beef Carcass	Reserve Champion Lamb Carcass
Champion Pork Carcass	Champion Goat Carcass
Reserve Champion Pork Carcass	Reserve Champion Goat Carcass

DIVISION: RABBIT

4-H'ers in a rabbit project may do one or both of the following:

- Participate in the rabbit show (details on this page).
- Prepare an Animal Study Exhibit (Division: Animal Science) for display in the 4-H Exhibit Building.

COVID-19 GUIDELINES:

Ogle County 4-H will be adhering to the following guidelines developed by the University of Illinois, Illinois 4-H, and approved by the Ogle County Health Department. Changes to these guidelines will be sent to families if Illinois reaches Phase 5 or goes back to Phase 3.

1. Our office will only offer a virtual option if someone is not comfortable with attending in person judging. Livestock Virtual Judging request must be made by June 30th by completing the Reasonable Accommodation paperwork provided on our website.
2. Adhere to 50 people maximum in a defined space if in Phase 4, or 25 people maximum in a defined space in Phase 3.
3. Phase 4 Safety Protocols are as follows:
 - Face coverings are required for all youth, spectators, volunteers, and staff when within the defined 4-H event space (inside or outside).
 - Everyone in attendance will practice social distancing during the event, including maintaining six feet of separation (both indoors and outdoors) from those who are not in their households. To allow for social distancing, building and spectator capacity may be limited based on current public health department guidelines.
 - Handwashing and/or sanitizing stations will be provided throughout the venue.
 - Anyone who has experienced COVID-19 symptoms within the previous seven days is asked to stay home. COVID-19 symptoms include fever, cough, loss of taste or smell, or shortness of breath.

If any of these guidelines presents a challenge for you, please contact the Ogle County Extension office at 815-732-2191. We can discuss what accommodations are possible so that we can look for ways that all youth can safely participate in this event. Illinois 4-H reserves the right to adjust or cancel events in the case of identified risk, such as changes in local COVID conditions or known instances of non-compliance with safety guidelines.

RABBIT DEPARTMENT SCHEDULE

Check-in – Wednesday, July 28, 2021, 5:00-8:00 p.m.

Judging – Thursday, July 29, 2021, 10:00 a.m.

Check-out – Sunday, August 1, 2021 2:00 p.m. (*Families with last names beginning with E – L*)

Check-out – Sunday, August 1, 2021 3:00 p.m. (*Families with last names beginning with M – Z*)

Check-out – Sunday, August 1, 2021 4:00 p.m. (*Families with last names beginning with A – D*)

All animals out of barn by 6:00 p.m.

RABBIT COMMITTEE

Lydia Zabran, Supt., Byron 815-985-3907

Mary Beth Overmyer, Oregon, Asst. Supt., 815-289-7236

Earl Hagemeyer, Esmond

Jordan Mingus, Oregon

Larry & Avolene Stengel, Mt. Morris

Deb Sweeney, Monroe Center

Bethany Kennedy, Davis Junction

Chelsea Eden, Oregon

RABBIT RULES

1. All *General Rules* and *Animal Department Rules* apply.
2. Consult the *2021 Exhibition Livestock Health Requirements* for information about health papers.
3. **ATTENTION ALL 4-H'ers:** All 4-H'ers planning to exhibit in this department, must complete the Quality Assurance and Ethics certification once during their 4-H career in order to be eligible to show either a live animal or a poster. Certification must be completed by May 1st.
4. All rabbits will be inspected by a rabbit committee member before they are placed in cages. The rabbit committee reserves the right to reject any entry. Rabbits with colds, ear mites, or open sore hocks will not be accepted.
5. All rabbits must have either temporary or permanent ear I.D. markings.
6. All exhibits must be brought in from 5:00 p.m. to 8:00 p.m., July 28, 2021, and will not be released until 4:00 p.m., August 1, 2021. Animals penned before check-in time or taken out before release time will forfeit their rights to ribbons, trophies, and premiums, unless agreements have been made in advance with the rabbit superintendent or assistant.

7. **Only one entry per class.**
8. Exhibitors must be present during judging.
9. Single fryers should be a minimum weight of 3.5 lbs. and a maximum of weight 5.5 lbs. and be 70 days old or less.
10. Cages will be furnished on a first-come, first-serve basis; if cages run out, 4-H'ers must furnish their own. Only members who help set up can reserve cages.
11. Exhibitors **must provide own feed and water dishes**. Exhibitors are responsible for feeding and watering their rabbits during the fair. The committee does NOT assume this responsibility. Cages will be checked twice daily for adequate food, water, and cleanliness. A list of care requirements will be listed in the barn. After second offense, premium will be forfeited.
12. The **Market Pen Rabbit class** includes 3 rabbits (each weighing minimum 3.5 lbs. and maximum weight of 5.5 lbs each and may not be over 70 days old). Rabbits will be weighed.
13. Entries for the **Dressed Rabbit Class** should be brought to the fairgrounds dressed. Dress with heart and liver intact. The committee will not be responsible for dressing. Exhibitors should plan to bring their own appropriate storage containers (coolers). Live weight of dressed animals should be 3 ½ - 5 pounds.
14. The **Pet Bunny Class** is designed for those 4-H'ers who have only a couple of pet rabbits at home. These may be outdoor or house bunnies, raised for enjoyment by the 4-H'er and his/her family, and not for production purposes. 4-H'ers may make one entry in this class. **Pet Bunny Class exhibitors may not enter any other rabbit class except the costume class and showmanship.** Pet Bunny Exhibits will be judged based on the 4-H'ers apparent care of the animal and his/her knowledge about the bunny.
15. All 4-H'ers must clean up after removal of the rabbits. Exhibitors will not be released until their cage areas have been checked, and signed off by a committee member.
16. Rabbits will be judged according to American Rabbit Breeders Association standards.
17. For the Costume Class both the 4-H'er and Rabbit must be wearing a costume to enter. Keep in mind this class is just for fun.
18. Jr. Rabbit classes are for rabbits, ages 6 month or less and Sr. Rabbit classes are for rabbits more than 6 months old.
19. Participants are required to leave a phone number where they can be reached daily.
20. Participants are required to care for their animals twice every day, and mark on a poster provided that they have completed this responsibility.
21. 4-H members are limited to receive one premium per class exhibited in premium-eligible projects.
22. Participants will not be allowed to sell animals in the barns for personal reasons.
23. No pets allowed in barns.

Showmanship Rules

1. Junior Showmanship will be for youth ages 8 – 11 years old as of September 1, 2020.
Intermediate Showmanship will be for youth ages 12 – 14 years old as of September 1, 2020.
Senior Showmanship will be for youth ages 15 – 18 years old as of September 1, 2020.
2. All 4-H'ers are eligible for showmanship.
3. Pre-registration is required in Fair Entry to receive a premium. Last minute entries may not receive a premium.
4. When an exhibitor wins showmanship, they may continue to compete in future years in the same class.
5. 4-H'ers will be judged on how they care for their rabbits, how they take rabbits in and out of the cage, and on whether or not they help other 4-H'ers with their rabbits when needed. Exhibitors must wear their show numbers when exhibiting.

RABBIT CLASSES

MEAT PEN

- | | |
|-----|--|
| 101 | Market Pen (Pen of 3) |
| 102 | Single Fryer
(Minimum weight of 3.5 lbs. Maximum weight of 5.5 lbs.) |
| 103 | Production Class – Mother & Offspring – Meat Breed & Fancy Breed (3 babies required, not less than 4 weeks old & not more than 3 months old) |
| 104 | Jr. Doe Meat Breed |
| 105 | Jr. Buck Meat Breed |
| 106 | Sr. Doe Meat Breed |
| 107 | Sr. Buck Meat Breed |
| 108 | Dressed Rabbit |

FANCY RABBIT

- | | |
|-----|---------------------------|
| 109 | Jr. Doe Mini Rex, Rex |
| 110 | Jr. Buck Mini Rex, Rex |
| 111 | Sr. Doe Mini Rex, Rex |
| 112 | Sr. Buck Mini Rex, Rex |
| 113 | Jr. Doe All Other Breeds |
| 114 | Jr. Buck All Other Breeds |
| 115 | Sr. Doe All Other Breeds |
| 116 | Sr. Buck All Other Breeds |
| 117 | Jr. Doe Lop |
| 118 | Jr. Buck Lop |
| 119 | Sr. Doe Lop |
| 120 | Sr. Buck Lop |

CROSSBRED

- 121 Jr. Doe
- 122 Jr. Buck
- 123 Sr. Doe
- 124 Sr. Buck

OTHER

- 125 Jr. Pet Bunny Class
(Exhibitor 8-10 years of age by 9/1/20)
- 126 Sr. Pet Bunny Class
(Exhibitor 11+ years of age by 9/1/20)
- 127 Costume Class (see rule #16)

NOTE:

Rabbit Meat Classes are: Californian, Flemish Giant, New Zealand, Palomino, and Satin.

Rabbit Fancy Classes are: Angora, Dutch, Havana, Jersey Woolly; Lionhead, Lop-Holland and Mini; Polish; Rex and Mini Rex; and Silver Marten.

Purebred = a rabbit that meets American Rabbit Breeders Association (ARBA) standards.

Crossbred = more than one breed crossed.

RABBITS AWARDS

Champion Jr. Showmanship	Champion Sr. Pet Bunny Class	Grand Champion Fancy Rabbit
Champ. Intermediate Showmanship	Champion Market Pen	Grand Champion Crossbred
Champion Sr. Showmanship	Champion Single Fryer	Best of Show
Champion Production Class	Grand Champion Meat Pen	Best of Show – Opposite Sex
Champion Jr. Pet Bunny Class	Champion Dressed Rabbit	

DIVISION: SHEEP

4-H'ers in a sheep project may do one or both of the following:

- Participate in the sheep show (details on this page).
- Prepare an Animal Study Exhibit (Division: Animal Science) for display in the 4-H Exhibit Building.

COVID-19 GUIDELINES:

Ogle County 4-H will be adhering to the following guidelines developed by the University of Illinois, Illinois 4-H, and approved by the Ogle County Health Department. Changes to these guidelines will be sent to families if Illinois reaches Phase 5 or goes back to Phase 3.

4. Our office will only offer a virtual option if someone is not comfortable with attending in person judging. Livestock Virtual Judging request must be made by June 30th by completing the Reasonable Accommodation paperwork provided on our website.
5. Adhere to 50 people maximum in a defined space if in Phase 4, or 25 people maximum in a defined space in Phase 3.
6. Phase 4 Safety Protocols are as follows:
 - Face coverings are required for all youth, spectators, volunteers, and staff when within the defined 4-H event space (inside or outside).
 - Everyone in attendance will practice social distancing during the event, including maintaining six feet of separation (both indoors and outdoors) from those who are not in their households. To allow for social distancing, building and spectator capacity may be limited based on current public health department guidelines.
 - Handwashing and/or sanitizing stations will be provided throughout the venue.
 - Anyone who has experienced COVID-19 symptoms within the previous seven days is asked to stay home. COVID-19 symptoms include fever, cough, loss of taste or smell, or shortness of breath.

If any of these guidelines presents a challenge for you, please contact the Ogle County Extension office at 815-732-2191. We can discuss what accommodations are possible so that we can look for ways that all youth can safely participate in this event. Illinois 4-H reserves the right to adjust or cancel events in the case of identified risk, such as changes in local COVID conditions or known instances of non-compliance with safety guidelines.

SHEEP DEPARTMENT SCHEDULE

Check-in – Wednesday, July 28, 2021, 5:00-8:00 p.m.

Weigh-in - Thursday, July 29, 2021, 3:00 - 4:00 p.m.

Judging - Thursday, July 29, 2021, 5:00 p.m.

Check-out – Sunday, August 1, 2021 2:00 p.m. (*Families with last names beginning with E – L*)

Check-out – Sunday, August 1, 2021 3:00 p.m. (*Families with last names beginning with M – Z*)

Check-out – Sunday, August 1, 2021 4:00 p.m. (*Families with last names beginning with A – D*)

SHEEP COMMITTEE

Amy Ewald, Byron, Asst. Supt., 815-378-8895
Matt Swanson, Stillman Valley, Asst. Supt., 815-761-6835

Sarah Hackbarth, Lindenwood
Michele Swanson, Stillman Valley

SHEEP RULES

1. Please read the *General Rules and Animal Department Rules* found in the front of the book. All these rules apply. See the *2021 Exhibition Livestock Health Requirements* for health paper requirements. All sheep must have scrapie I.D. ear tag and endorsement on health papers stating that the sheep are not showing clinical signs of scrapie to be allowed on the fairgrounds.
2. **ATTENTION ALL 4-H'ers:** All youth showing sheep are required to have a current certification in Youth for the Quality Care of Animals (YQCA) during the current show year. Certification must be completed by May 1st.
3. Each 4-H exhibitor must have owned all sheep and have fed and cared for them as part of a 4-H project by May 15 of the year shown. All purebred sheep must be registered solely in the name of the 4-H member.
4. All sheep exhibited must be ear tagged or tattooed for identification and will be checked into the entry book with these numbers. Purebred papers will be checked. Times for check-in will be posted in the barn.
5. All lambs must be less than one year old and have lambs' teeth (all small teeth). Yearling ewes must be one year old and under two based on September 1 cut-off date. Mouth characteristics of a yearling are no more than two large permanent incisors. All sheep will be mouthed by the judge and over-aged sheep will be disqualified.
6. 4-H exhibitors must show their own sheep in single entry classes. Arrangements for the help of another Ogle Co. 4-H'er are allowed for group classes, multiple entry classes, or when showing in more than one class at the same time.
7. Commercial classes are for entries of grade or crossbred sheep and must be slick shorn in the previous 30 days. A separate award for champion commercial ewe is given and therefore these ewes are not eligible for other overall awards.
8. Senior and Junior lamb classes split as follows. For Cheviots, Oxfords, Shropshires, and Southdowns: Sept. 1 - Feb. 15 for Seniors; Feb. 16 and after for Juniors. For all other breeds: Sept. 1 - Dec. 31 for Seniors; Jan. 1 and after for Juniors.
9. Exhibitors requesting early dismissal or late arrival must complete the *Late Arrival/Early Dismissal Request Form* available online at: <https://extension.illinois.edu/bdo/4-h-ogle-county> or from the Extension office. See *Animal Rules & Regulations* for further details.
10. **Young Flock** class consists of a ram lamb, a ewe lamb, and a yearling ewe.
11. **Market lamb classes:** Ewe lambs will be allowed to show in the market lamb class. If the ewe lamb is shown in the market lamb class then it will not be allowed to show in the breeding classes. Market lambs must be castrated or pinched prior to June 1. Market lambs must be 80 pounds minimum weight. A total of three market lambs are allowed per exhibitor (not more than two per class) and one pair of market lambs. Market lambs must be slick shorn within five days of show. All market lambs must have ear tags.
12. Registration papers will not be required for market lambs, but animals must carry breed characteristics. The 4-H Sheep Committee will make final decision.
13. Members enrolled in the Market Lambs classes will be split by weight, which will be determined after weigh-in on Thursday, July 29, 2021.
14. 4-H members are limited to receive one premium per weight class exhibited in premium-eligible projects.

Showmanship Rules

1. Junior Showmanship will be for youth ages 8 – 11 years old as of September 1, 2020.
Intermediate Showmanship will be for youth ages 12 – 14 years old as of September 1, 2020.
Senior Showmanship will be for youth ages 15 – 18 years old as of September 1, 2020.
2. All 4-H'ers are eligible for showmanship.
3. Pre-registration is required in Fair Entry to receive a premium. Last minute entries may not receive a premium.
4. When an exhibitor wins showmanship, they may continue to compete in future years in the same class.

SHEEP CLASSES

Section 1 - Breeding Classes

101	Southdown Sr. Ewe Lamb	108	Dorset Yearling Ewe	115	Suffolk Pair of Lambs
102	Southdown Jr. Ewe Lamb	109	Dorset Ram Lamb	116	Corriedale Sr. Ewe Lamb
103	Southdown Yearling Ewe	110	Dorset Pair of Lambs	117	Corriedale Jr. Ewe Lamb
104	Southdown Ram Lamb	111	Suffolk Sr. Ewe Lamb	118	Corriedale Yearling Ewe
105	Southdown Pair of Lambs	112	Suffolk Jr. Ewe Lamb	119	Corriedale Ram Lamb
106	Dorset Sr. Ewe Lamb	113	Suffolk Yearling Ewe	120	Corriedale Pair of Lambs
107	Dorset Jr. Ewe Lamb	114	Suffolk Ram Lamb	121	Hampshire Sr. Ewe Lamb

122 Hampshire Jr. Ewe Lamb	136 Natural Colored Sr. Ewe Lamb	Lamb – Meat Breed
123 Hampshire Yearling Ewe		145 Other Purebred Pair of Lambs – Meat Breed
124 Hampshire Ram Lamb	137 Natural Colored Jr. Ewe Lamb	146 Other Purebred Senior Ewe Lamb – Wool Breed
125 Hampshire Pair of Lambs		147 Other Purebred Junior Ewe Lamb – Wool Breed
126 Oxford Sr. Ewe Lamb	138 Natural Colored Yearling Ewe	148 Other Purebred Yearling Ewe – Wool Breed
127 Oxford Jr. Ewe Lamb	139 Natural Colored Ram Lamb	149 Other Purebred Ram Lamb – Wool Breed
128 Oxford Yearling Ewe	140 Natural Colored Pair of Lamb	150 Other Purebred Pair of Lambs – Wool Breed
129 Oxford Ram Lamb	141 Other Purebred Sr. Ewe Lamb – Meat Breed	
130 Oxford Pair of Lambs	142 Other Purebred Jr. Ewe Lamb – Meat Breed	
131 Columbia Sr. Ewe Lamb	143 Other Purebred Yearling Ewe – Meat Breed	
132 Columbia Jr. Ewe Lamb	144 Other Purebred Ram	
133 Columbia Yearling Ewe		
134 Columbia Ram Lamb		
135 Columbia Pair of Lambs		

Combined Breeding Classes

151 Black Face Breeds Young Flock	152 White Face Breeds Young Flock
-----------------------------------	-----------------------------------

Section 2 - Commercial Classes

153 Commercial Sr. Ewe Lamb	155 Commercial Yearling Ewe
154 Commercial Jr. Ewe Lamb	156 Commercial Pair of Lambs

Section 3 - Market Lambs

157 Southdown	163 Columbia	169 Pair of Whiteface Market Lambs
158 Dorset	164 Shropshire	
159 Suffolk	165 Montadale	170 Pair of Blackface Market Lambs
160 Hampshire	166 Any Other Breed: Meat	
161 Corriedale	167 Any Other Breed: Wool	
162 Oxford	168 Crossbred	

SHEEP AWARDS

Champion Jr. Showmanship	Grand Champion Pair of Market Lambs
Champion Intermediate Showmanship	Grand Champion Commercial Ewe
Champion Sr. Showmanship	Grand Champion Young Flock
Grand Champion Yearling Ewe	Grand Champion Overall Female
Grand Champion Ewe Lamb	Reserve Grand Champion Overall Female
Grand Champion Pair of Lambs	Grand Champion Overall Market Lamb
Grand Champion Ram Lamb	Reserve Grand Champion Overall Market Lamb
Champion Blackface Market Lamb	
Champion Whiteface Market Lamb	

DIVISION: SWINE

4-H'ers in a swine project may do one or both of the following:

- Participate in the swine show (details on this page).
- Prepare an Animal Study Exhibit (Division: Animal Science) for display in the 4-H Exhibit Building.

COVID-19 GUIDELINES:

Ogle County 4-H will be adhering to the following guidelines developed by the University of Illinois, Illinois 4-H, and approved by the Ogle County Health Department. Changes to these guidelines will be sent to families if Illinois reaches Phase 5 or goes back to Phase 3.

1. Our office will only offer a virtual option if someone is not comfortable with attending in person judging. Livestock Virtual Judging request must be made by June 30th by completing the Reasonable Accommodation paperwork provided on our website.
2. Adhere to 50 people maximum in a defined space if in Phase 4, or 25 people maximum in a defined space in Phase 3.
3. Phase 4 Safety Protocols are as follows:

- Face coverings are required for all youth, spectators, volunteers, and staff when within the defined 4-H event space (inside or outside).
- Everyone in attendance will practice social distancing during the event, including maintaining six feet of separation (both indoors and outdoors) from those who are not in their households. To allow for social distancing, building and spectator capacity may be limited based on current public health department guidelines.
- Handwashing and/or sanitizing stations will be provided throughout the venue.
- Anyone who has experienced COVID-19 symptoms within the previous seven days is asked to stay home. COVID-19 symptoms include fever, cough, loss of taste or smell, or shortness of breath.

If any of these guidelines presents a challenge for you, please contact the Ogle County Extension office at 815-732-2191. We can discuss what accommodations are possible so that we can look for ways that all youth can safely participate in this event. Illinois 4-H reserves the right to adjust or cancel events in the case of identified risk, such as changes in local COVID conditions or known instances of non-compliance with safety guidelines.

SWINE DEPARTMENT SCHEDULE

Check-in – Wednesday, July 28, 2021, 3:00-6:00 p.m.

Weigh-in – Wednesday, July 28, 2021, 3:00-6:00 p.m.

Judging – Thursday, July 29, 2021, 8:00 a.m.

Check-out – Sunday, August 1, 2021 2:00 p.m. (*Families with last names beginning with E – L*)

Check-out – Sunday, August 1, 2021 3:00 p.m. (*Families with last names beginning with M – Z*)

Check-out – Sunday, August 1, 2021 4:00 p.m. (*Families with last names beginning with A – D*)

All animals and tack must be out of barn by 5:30 p.m.

SWINE COMMITTEE

Brian & Janet Hall, Monroe Center, Supt., 815-751-3874

Joe Eden, Byron, Assist. Supt., 815-721-4921

Mark Eden, Oregon

Todd Seaworth, Lindenwood

Mike Hemmersbach, Leaf River

Michaela Eden, Oregon

SWINE RULES

1. All *General Rules* and *Animal Department Rules* apply.
2. 4-H members are limited to receive one premium per weight class exhibited in premium eligible-projects.
3. Please contact the superintendent or assistant superintendent if any issues arise during the week.

Before the Fair:

4. **ATTENTION ALL 4-H'ers:** All youth showing swine are required to have a current certification in Youth for the Quality Care of Animals (YQCA) during the current show year. Certification must be completed by May 1st.
5. All swine need a Certificate of Veterinary Inspection. Consult the *2021 Exhibition Livestock Health Requirements* for information about health papers.
6. Secure breed papers showing ownership prior to fair for exhibitors showing purebreds in the breeding gilt classes or the purebred barrow classes.
7. Exhibitors should strive to have their hogs weighing between 220 and 325 lbs. by fair time.
8. **NEW:** If your pig is between 220 and 240 lbs, and you want to sell at the Blue Ribbon Livestock Auction, you must retain ownership.
9. Youth must have ownership of all swine on or before May 1st in order to participate in the 4-H show.

Check In/Weigh In:

10. All swine must be weighed and penned between 3:00 - 6:00 p.m. on Wednesday, July 28.
11. Provide copy of health paper to swine committee prior to unloading animals.
12. All swine being exhibited must weigh at least 220 lbs.
13. Early arrivals must be approved by phone to the Superintendent or Assistant Superintendent and a copy of health papers must be exchanged before arrival.

During the Fair:

14. Exhibitors will be responsible for the proper care of their animals until the conclusion of the 4-H Fair.
15. Pens must be kept clean! All swine are to be bedded with wood shavings, no straw or paper will be allowed.
16. Pigs will be penned two per pen. An exhibitor showing six pigs will have a maximum of three pens. Any tack pens will be assigned at the discretion of the swine committee.
17. Keep aisle way in front of your pens clean of shavings.

Clean Up/Check Out:

18. Exhibitors may check-out animals following the schedule and dismissing by last name at the appropriate time.
19. Exhibitors must remove all animals and thoroughly clean his/her pens and place waste in the designated area by 5:30 p.m. on Sunday, August 1. Failure to do so will result in forfeiture of premiums.
20. **NOTE:** We may struggle to find a market for pigs not going to Eickman's. Exhibitors may have to take their pigs home.

Swine Show Regulations/Information:

21. All hogs must be born on or after December 15, 2020.
22. Any pig under 220 lbs. cannot show. Any pig over 325 lbs. cannot show for Grand Champion. There are no upper weight restrictions for breeding gilts.
23. Each exhibitor will be allowed to show up to six hogs. An exhibitor may show any combination of hogs, gilts and barrows, all gilts or all barrows, as long as the number shown does not exceed six.
24. Breeding Gilts: All Purebred Breeding Gilts will be divided based by their breed and will show against each other. Breeds will be joined/split based on numbers of each breed. Crossbred Breeding Gilts will show against each other based on their weights. The winners of each class then will compete for Champion Breeding Gilt.
25. An exhibitor may choose to show a total of two pairs; he/she may show either two gilt pairs or two barrow pairs or one pair of each barrows and/or gilts.
26. Purebred barrow and gilt classes will be as follows: Duroc, Hampshire, Yorkshire, White AOB (Chester White and Landrace breeds), and Dark AOB (Berkshire, Poland China, Spotted Poland's and Hereford breeds). If numbers permit within any breed, there will be two weight classes. Breeds will be joined/split based on numbers of each breed.
27. Breed papers showing ownership will be required for all swine entered in purebred classes.
28. Commercial breeding gilts and purebred breeding gilts will be judged as gilts suitable for breeding stock. Market gilts will be judged as premium market swine.
29. Purebred barrows will be allowed to be shown as part of the pair of barrows class. Also, a breeding gilt and a market gilt may be shown as a pair of gilts.
30. At the discretion of the fair veterinarian and the swine committee, any questionable or late castrated swine will not be allowed to exhibit.
31. The Grand Champion Crossbred Breeding Gilt, Grad Champion Purebred Breeding Gilt, Grand Champion Market Gilt, Grand Champion Purebred Barrow, and the Grand Champion Market Barrow will all drive for Supreme Hog.
32. This is not a terminal show.
33. Exhibitors for showmanship will be required to prepare their animals and get them to the show ring on their own.

Showmanship Rules

1. Junior Showmanship will be for youth ages 8 – 11 years old as of September 1, 2020.
Intermediate Showmanship will be for youth ages 12 – 14 years old as of September 1, 2020.
Senior Showmanship will be for youth ages 15 – 18 years old as of September 1, 2020.
2. All 4-H'ers are eligible for showmanship.
3. Pre-registration is required in Fair Entry to receive a premium. Last minute entries may not receive a premium.
4. When an exhibitor wins showmanship, they may continue to compete in future years in the same class.
5. There will not be any premier showmanship classes.

SWINE CLASSES

101 **Market Gilt:** Entered swine will be further divided into multiple weight classes

102 **Purebred Breeding Gilt:** Entered swine will be further divided into multiple breed/weight classes

Duroc	Hampshire
Yorkshire	White AOB
Dark AOB	

103 **Crossbred Breeding Gilt:** Entered swine will be further divided into multiple weight classes

104 **Market Barrow:** Entered swine will be further divided into multiple weight classes

105 **Purebred Barrow**

Duroc	Hampshire
Yorkshire	White AOB
Dark AOB	

106 **Pair of Barrows:** Entered pairs will be further divided into multiple weight classes

107 **Pair of Gilts:** Entered pairs will be further divided into multiple weight classes

108 Ogle County Born and Raised:

4-H Exhibitors who are exhibiting pigs born in Ogle County or bred in Ogle County. Members may breed and farrow their own pigs or purchase a pig that is bred and born in Ogle County. Sponsored by Kyle Hemmersbach and Kolton Myrvold.

Supreme Market Hog:

Grand Champion Breeding Gilt, Grand Champion Market Gilt, Grand Champion Market Barrow, and Grand Champion Purebred Barrow

4-H SWINE AWARDS

Champion Jr. Showmanship

Champion Intermediate Showmanship

Champion Sr. Showmanship

Grand Champion Purebred Breeding Gilt

Reserve Grand Champion Purebred Breeding Gilt

Grand Champion Crossbred Breeding Gilt

Reserve Grand Champion Crossbred Breeding Gilt

Grand Champion Market Gilt

Reserve Grand Champion Market Gilt

Grand Champion Market Barrow

Reserve Grand Champion Market Barrow

Grand Champion Purebred Barrow

Reserve Grand Champion Purebred Barrow

Grand Champion Pair of Barrows

Reserve Grand Champion Pair of Barrows

Grand Champion Pair of Gilts

Reserve Grand Champion Pair of Gilts

Supreme Hog

MARK DETIG 4-H SWINE HERDSMAN AWARD

The late Mark Detig, an Ogle County swine producer, was a true friend and supporter of 4-H swine, both as an exhibitor and as a parent. In honor of his contributions to the swine industry, the Ogle County 4-H Swine Committee will award a plaque each year to the outstanding 4-H swine exhibitor that best exemplifies Mark Detig's standards. This award will be presented to this outstanding 4-H swine exhibitor during the swine portion of the Blue Ribbon Livestock Auction.

The recipient of the Mark Detig 4-H Swine Herdsman Award should meet the following standards that Mark Detig so richly exemplified:

- An exhibitor that is courteous and helpful to all swine exhibitors, parents, and friends of the swine barn.
- An exhibitor that shows a true interest in the swine industry and promotes the industry with words as well as actions.
- An exhibitor that helps and encourages fellow 4-H'ers to do their best, in and out of the ring of competition.
- An exhibitor that manifests profound sportsmanship by being humble in victory as well as gracious in defeat.

DIVISION: CLOTHING

SCHEDULE FOR CLOTHING PROJECTS

Check-In – Each exhibitor will receive an assigned time.

Conference Judging - July 17, 2021, 8:30 a.m. - Farm Bureau Auditorium

Check-out--Sunday, August 1, 2021, 3:00-6:00 p.m. – Ogle County Fairgrounds

COVID-19 GUIDELINES:

Ogle County 4-H will be adhering to the following guidelines developed by the University of Illinois, Illinois 4-H, and approved by the Ogle County Health Department. Changes to these guidelines will be sent to families if Illinois reaches Phase 5 or goes back to Phase 3.

1. Families who are not comfortable with attending in person judging can request an accommodation for Clothing Judging. For this accommodation projects will be submitted to the Ogle County Extension Office on July 14 from 8:00 – 4:30 p.m. or July 15 from 8:00 a.m. – 6:30 p.m. Tags and 4-H Exhibit Report must be included, and the project must be ready for judging. Projects will be judged during Clothing judging by our judges in person and left for display during the Ogle County Fair.
2. Adhere to 50 people maximum in a defined space if in Phase 4, or 25 people maximum in a defined space in Phase 3.

3. Phase 4 Safety Protocols are as follows:

- Face coverings are required for all youth, spectators, volunteers, and staff when within the defined 4-H event space (inside or outside).
- Everyone in attendance will practice social distancing during the event, including maintaining six feet of separation (both indoors and outdoors) from those who are not in their households. To allow for social distancing, building and spectator capacity may be limited based on current public health department guidelines.
- Handwashing and/or sanitizing stations will be provided throughout the venue.
- Anyone who has experienced COVID-19 symptoms within the previous seven days is asked to stay home. COVID-19 symptoms include fever, cough, loss of taste or smell, or shortness of breath.

If any of these guidelines presents a challenge for you, please contact the Ogle County Extension office at 815-732-2191. We can discuss what accommodations are possible so that we can look for ways that all youth can safely participate in this event. Illinois 4-H reserves the right to adjust or cancel events in the case of identified risk, such as changes in local COVID conditions or known instances of non-compliance with safety guidelines.

4-H EXHIBIT COMMITTEE

Brenda Holm, Oregon, Superintendent, 815-973-4870
Jeannette Mingus, Oregon, Asst. Super., 815-501-8186
Chris Carter, Stillman Valley
Rosemary Hall, Esmond

Kayla Mingus, Oregon
Bethany Kennedy, Davis Junction
Dawn Somers, Lindenwood

CLOTHING DIVISION RULES

1. All Clothing projects must be completed by the 4-H Exhibitor!
2. **NEW THIS YEAR:** Clothing project check-in and judging will occur at the Farm Bureau Auditorium. Clothing exhibits must be checked-in at their assigned time on July 17, 2021. Each Exhibitor will do the following in the order listed: check-in, dress for judging, conference judge, take your photo, change, leave your project, and leave for home.
3. **NEW THIS YEAR:** All members are asked to complete a "4-H Exhibit Report". The report will be used during the Ogle County 4-H Fair with the display. The "4-H Exhibit Report" is available in the Extension office and on the Internet at <https://extension.illinois.edu/bdo/4-h-ogle-county>
4. **NEW THIS YEAR:** All State Fair delegates and alternates will be expected to email decisions about attending Illinois State Fair and which project they plan to take to Amy at amykm@illinois.edu or call Amy on her Skype phone at 217-300-0433 by Friday, July 30th. (*Skype number is only available for use during the Ogle County Fair.*)
5. Exhibitors bringing garments should plan to wear the garment as part of the judging process. Construction and fit (if applicable) will both be considered. If the garment was constructed for another individual, that individual must be present to wear the garment for the judge. If a pattern was used to make the item, the pattern instructions, either written or electronic, are to be included with the exhibit. Exhibit tags should be attached to the garment, not to the hanger.
6. Clothing projects will be transported to the fairgrounds by the Extension Staff and the Committee for display in the Exhibit Building. Winners will be identified in the display.
7. Garments/Items will be covered in clear plastic bags which are provided by the Clothing Committee.
8. Exhibitors will be photographed with, or in, his/her garment on the day of the show.
9. No awards will be handed out the day of judging. Clothing awards may be picked up any time during the fair from the Exhibit Building Information Table.
10. People who dismantle or remove 4-H exhibits before 3:00 p.m., Sunday, August 1, 2021, or before they are officially released by departmental superintendents, will forfeit premiums. This rule is enforced!
11. Members wishing to exhibit knitted items should enroll in Visual Arts: Fiber (if original) or Heritage Arts (if made from a pattern). Members who enroll in Clothing & Textiles with the intent of pursuing quilting can exhibit in the non-clothing exhibit category in STEAM Clothing 1—FUNdamentals. Quilts exhibited in the Clothing & Textiles area will be judged using a rubric that evaluates the sewing skills and construction of the item. All work on the quilt MUST be completed by the 4-H member. You cannot exhibit a quilt that was quilted by someone else. Quilts can be hand OR machine quilted as long as ALL work is completed by the exhibitor.
12. 4-H'ers are limited to receive one premium per class exhibited in premium-eligible projects.

State Fair Entries – 3 entries from classes 50151 a-c, 50152 a-c, 50153 a-c, 2 Shopping In Style entries from classes 50154, 50155, 50156 and 1 entry from class 50157. All Clothing classes are premium eligible.

CLOTHING: STEAM

50151a STEAM Clothing 1 – FUNDamentals: Non-Sewn Exhibits – Exhibit 1 of the following:

- Clothing Portfolio – Complete at least three different samples/activities from Chapter 2 and/or Chapter 3 of the project manual. Examples of samples you might include: How Two Magically Become One, pages 85-86; No Fear of Fray, pages 93-95; Two Sides of the Moon, pages 97-99; On the Flip Side, pages 101-104; Basic Hand Sewing Skills, pages 106-108. The Portfolio should be placed in an 8 ½ x 11, 3-ring binder. Include an appropriate cover, dividers, and table of contents. NOTE – additional pages can be added each year but must be dated with the year. See pages 9-10 of project manual for portfolio formatting. OR
- Fabric Textile Scrapbook – Must include at least 5 different textile samples. Use the Textile Information Cards template on page 41 in the project manual to identify fabric swatches. Completed textile cards should be placed in an 8 ½ x 11, 3-ring binder. Include an appropriate cover. See project manual, pages 42-74, for fabric options and fabric science experiments. OR
- What's the Difference - What's the Price Point – Exhibit may include a notebook, poster, small display sharing a project comparison and price point. See activity, pages 118-120. Exhibit should include PHOTOS; NO actual PILLOWS.

Beginning Sewing Exhibits – *exhibits in this class must be made from medium weight woven fabrics that will sew and press smoothly, flannel/fleece is acceptable. Solid color fabrics or those having an overall print are acceptable. NO PLAIDS, STRIPES, NAPPED, or JERSEY KNIT. Patterns should be simple WITHOUT DARTS, SET-IN SLEEVES, and COLLARS. Raglan and loose flowing sleeves are acceptable.*

50151b STEAM Clothing 1 – FUNDamentals: Sewn Non-Clothing Exhibits – Exhibit 1 of the following:

- Pillowcase
- Simple Pillow – no larger than 18" x 18"
- Bag/Purse – no zippers or button holes
- Other non-clothing item using skills learned in the project manual

50151c STEAM Clothing 1 – FUNDamentals: Sewn Clothing Exhibits – Exhibit 1 of the following:

- Simple top
- Simple pants, shorts, or skirt – no zipper or button holes
- Simple Dress – no zipper or button holes
- Other – other wearable item using skills learned in the project manual (apron, vest, etc.)

50152a STEAM Clothing 2 – Simply Sewing: Non-Sewn Exhibits – Exhibit 1 of the following:

- Clothing Portfolio – Complete at least four different samples/activities from Chapters 2, 3, and/or 4 of the project manual. The Portfolio should be placed in an 8 ½ x 11, 3-ring binder. Include an appropriate cover, dividers, and table of contents. NOTE – this can be a continuation of a Portfolio created in STEAM Clothing 1. Additional pages can be added each year but must be dated with the year created. See project manual, pages 9-11 for portfolio formatting. OR
- Expanded Textile Science Scrapbook – Must include at least 10 different textile samples. Use the Textile Information Cards template on page 39 in the project manual to identify fabric swatches. Completed textile cards should be placed in an 8 ½ x 11, 3-ring binder. Include an appropriate cover. See Project, pages 40-82 for fabric science experiments. OR
- Design Basics – Understanding Design Principles – Exhibit should include a learning experience that demonstrates the design principles and elements involved when selecting fabric for clothing and accessories. See project manual, pages 17-20 for design suggestions.
- Entrepreneurial Sewing – Exhibit should highlight items you made for sale online. Create an exhibit that displays products you made and posted online. Refer to the project manual, pages 161-167 for information on how to analyze the cost of similar purchased items to determine pricing of your products. The exhibit may be a notebook, poster, or small display.

50152b STEAM Clothing 2 – Simply Sewing: Sewn Non-Clothing Exhibits – Exhibit 1 of the following:

- Recycled Clothing Accessory – Create a clothing accessory made from a used item. The item must be changed in some way in the redesign process. The finished accessory must reflect at least one skill learned in the project and the exhibitor should be able to identify the skill used. A before picture and a description of the redesign process must accompany the exhibit. Clothing accessories may include: hat, bag, scarf, belt, etc. OR

- Non-clothing item OR Clothing Accessory – Create a clothing accessory using at least one skill learned in this project. The exhibitor should be able to identify the skill used.

50152c **STEAM Clothing 2 – Simply Sewing: Sewn Clothing Exhibits** – Exhibit 1 of the following:

- Recycled Clothing – Create a garment from used textile based items. The original used item must be redesigned (not just embellished or decorated) in some way to create a new wearable piece of clothing. The finished garment must reflect at least one skill learned in this project and exhibitor should be able to identify the skill used. A before picture and a description of the redesign process must accompany the exhibit. OR
- Constructed garment – Any garment with facings or curves. Should use at least one skill learned in this project and exhibitor should be able to identify the skills used. Garment should be appropriate for the age and experience of the member.

50153a **STEAM Clothing 3 – A Stitch Further: Non-Sewn Exhibits** – Exhibit 1 of the following:

- Clothing Portfolio – Complete at least four different samples/activities from Chapters 2, 3, and/or 4 of the project manual. The Portfolio should be placed in an 8 ½ x 11, 3-ring binder. Include an appropriate cover, dividers, and table of contents. NOTE – this can be a continuation of a Portfolio created in STEAM Clothing 1 and/or STEM Clothing 2. Additional pages can be added each year but must be dated with the year created. See project manual, pages 11-13 for portfolio formatting. OR
- Expanded Textile Science Scrapbook - Must include at least 10 different textile samples. Use the textile Information Cards template on page 29 in the project manual to identify fabric swatches. Completed textile cards should be placed in an 8 ½ x 11, 3-ring binder. Include an appropriate cover. See Project, pages 39-52 for fabric science experiments. OR
- Advanced Entrepreneurial Sewing – Using knowledge gained in the project manual, Chapter 5, display one sample product with a business plan that includes a business ID and logo. The Exhibit may be a notebook, poster, or small display.

50153b **STEAM Clothing 3 – A Stitch Further: Sewn Non-Clothing Exhibits** – Exhibit 1 of the following:

- Recycled Clothing Accessory – Create a clothing accessory made from a used item. The item must be changed in some way in the redesign process. The finished accessory must reflect at least one skill learned in the project and exhibitor should be able to identify the skill used. A before picture and a description of the redesign process must accompany the exhibit. OR
- Non-clothing item OR Clothing Accessory – Create a clothing accessory using at least one skill learned in this project. The exhibitor should be able to identify the skill used.

50153c **STEAM Clothing 3 – A Stitch Further: Sewn Clothing Exhibits** – Exhibit 1 of the following:

- Recycled Clothing – Create a garment from used textile based items. The original used item must be redesigned (not just embellished or decorated) in some way to create a new wearable piece of clothing. The finished garment must reflect at least one skill learned in this project and the exhibitor should be able to identify the skill used. A before picture and a description of the redesign process must accompany the exhibit. OR
- Constructed garment – Any garment constructed by the member which is appropriate for the age and experience of the exhibitor. Should use at least one skill learned in this project and exhibitor should be able to identify the skills used. Possible examples are wool garment, dress, or jacket with set in sleeves, zipper or buttons and button holes, suites evening gown, or sport outfit.

CLOTHING: SHOPPING Exhibit one of the following options that align with the Shopping in Style level. If a garment is part of the 4-H exhibit, exhibitors should put the garment on PRIOR to their judging time. Shopping in Style: Members are encouraged to spend more than one year involved in this project so they have time to learn what clothing styles look best on them while they also gain skills in building a versatile wardrobe and staying within their budget. Each year enrolled in Shopping should build on previous year's learning experience.

50154 **Shopping in Style: Beginning** – Choose one of the following activities from Unit 1 or 2 of the project book.

- Exhibit should consist of a garment that reflects your personal style along with a poster or report that 1) explains how this garment reflects your style and how it influences what others think of you; **OR** 2) how your personal style either aligns or contradicts what is considered to be “in style” today. **OR**
- Exhibit should include a garment you purchased along with a poster or report that explains or illustrates how this garment is either 1) a modern version of a fad or fashion from an earlier decade; **OR** 2) how this garment reflects a different ethnic or cultural influence. OR

- Exhibit should include the garment you purchased along with a poster or report that provides 1) a body shape discussion and how body shape influences clothing selections; **OR** 2) a color discussion that provides an overview of how different colors complement different hair colors and skin tones and how that influenced garment selection. Poster or report may include pictures from magazines, the internet, or actual photos of garments. **OR**
- Exhibit should include the garment you purchased along with a poster or report that 1) explains how this garment uses the principles of design lines to create an illusion to alter appearance; **OR** 2) explains how color and texture of fabrics can complement or enhance appearance. Poster or report may include pictures from magazines, the internet, or actual photos of garments.

50155 Shopping in Style: Intermediate – Choose one of the following activities from Unit 3 or 4 of the project book.

- Exhibit should include two clothing items that were previously a part of your wardrobe that still fit but you don't wear anymore and pair them with something new to make them wearable again. Also include a report that explains why the garment was not being worn and what you did to transform it into a wearable garment again. **OR**
- Exhibit should include at least five pieces of clothing that the exhibitor can mix and match to create multiple outfits. Include a poster or report that includes a clothing inventory **AND** describes what you have learned by completing this activity. **OR**
- Exhibit should include garment you purchased along with a poster or report that 1) includes a wardrobe inventory which indicates why you selected the garment you did, clothing budget, and cost of garment; **OR** 2) explains how advertising influences clothing purchases making a distinction between wants and needs; and how the purchase of this garment compliments and/or extends your wardrobe. **OR**
- Exhibit should include garment you purchased along with a poster or report that 1) describes a cost comparison of this item completed by the exhibitor when purchasing the garment; should include variety of shopping options and/or price tracking at stores over a period of time; **OR** 2) provides a quality comparison rating the specific clothing item purchased based on care, construction, cost, and unique features; should include construction quality details, design features that influenced selection, cost per wearing, and garment care.

50156 Shopping in Style: Advanced – Choose one of the following activities from Unit 5 or Unit 6 of the project book.

- Exhibit should include the garment you purchased along with a poster or report that summarizes care requirements not only for this garment but also for garments made of other natural and synthetic fibers; exhibit should also include a care cost analysis for garments of different fibers. **OR**
- Exhibit should include the garment you purchased which you have repaired or altered along with a poster or report that provides a clothing inventory list which includes cost savings for repaired items as compared to purchasing replacement garments. **OR**
- Exhibit should include multiple garments you purchased along with a poster or report that provides plans and commentary for a fashion show that would capture the attention of an audience. Fashion show plans should identify the target audience, include the show venue, purpose of the show, and logistical plan for the fashion show. This should also include a financial plan. The exhibitor should be prepared to demonstrate modeling skills.

50157 Sewing & Textiles Ready4Life Challenge: (Open to 11 to 18-year-olds enrolled in any Sewing & Textiles project) Exhibits in this category must include the following: a) a physical representation of the career or business product such as a model, prototype, or display/portfolio that includes images of accomplished work; b) verbal or written explanations that demonstrate knowledge of the related career or business fields, potential careers, and the appropriate requirements for achievement in those fields. The judging criteria for this class values thoroughness of career and/or business exploration and pursuit above the workmanship of the physical specimen on display.

CLOTHING AWARDS

Grand Champion Sewn Clothing Exhibit
 Grand Champion Sewn Non-Clothing Exhibit
 Grand Champion Non-Sewn Exhibit

Grand Champion Shopping in Style Exhibit
 Champion Clothing Ready4Life Challenge Exhibit

DIVISION: FOODS & NUTRITION

Check-in—Tuesday, July 27, 2021, 3:00 – 6:00 p.m.

Judging—Tuesday, July 27, 2021, 3:00 – 7:00 p.m.

Check-out--Sunday, August 1, 2021, 3:00-6:00 p.m.

COVID-19 GUIDELINES:

Ogle County 4-H will be adhering to the following guidelines developed by the University of Illinois, Illinois 4-H, and approved by the Ogle County Health Department. Changes to these guidelines will be sent to families if Illinois reaches Phase 5 or goes back to Phase 3.

1. Families who are not comfortable with attending in person judging can request an accommodation for General Projects Judging. For this accommodation, projects will be submitted to the Ogle County Extension Office on July 26 from 8 – 6 p.m. Tags and 4-H Exhibit Report must be included, and the project must be ready for judging. Projects will be judged during General Projects Day by our judges and left for display during the Ogle County Fair.
2. Adhere to 50 people maximum in a defined space if in Phase 4, or 25 people maximum in a defined space in Phase 3.
3. Phase 4 Safety Protocols are as follows:
 - Face coverings are required for all youth, spectators, volunteers, and staff when within the defined 4-H event space (inside or outside).
 - Everyone in attendance will practice social distancing during the event, including maintaining six feet of separation (both indoors and outdoors) from those who are not in their households. To allow for social distancing, building and spectator capacity may be limited based on current public health department guidelines.
 - Handwashing and/or sanitizing stations will be provided throughout the venue.
 - Anyone who has experienced COVID-19 symptoms within the previous seven days is asked to stay home. COVID-19 symptoms include fever, cough, loss of taste or smell, or shortness of breath.

If any of these guidelines presents a challenge for you, please contact the Ogle County Extension office at 815-732-2191. We can discuss what accommodations are possible so that we can look for ways that all youth can safely participate in this event. Illinois 4-H reserves the right to adjust or cancel events in the case of identified risk, such as changes in local COVID conditions or known instances of non-compliance with safety guidelines.

COMMITTEE MEMBERS

Vickie Smith, Forreston, Superintendent, 815-541-6924

Anna Henson, Asst. Supt., Dixon

Tuesday, July 27	Food Check-in and Judging Times
3:00 – 3:30 p.m.	By-Y-Badgers Circle M Independent Members & SPIN Clubs
3:30 – 4:00 p.m.	Hub Hickory Nuts Grand Detour Greens
4:00 – 4:30 p.m.	Leaf River Busy Beavers Leaf River Soaring Eagles
4:30 – 5:00 p.m.	Ogle Jolly Blackhawk Crossing Ogle County 4-H Shooting Sports
5:00 – 5:30 p.m.	Byron Emerald Eagles Ogle County Clovers Summerhill Huskies
5:30 – 6:00 p.m.	Carefree Mighty Clovers Pine Creek Valley

Judging Conflict Information and Request

If you are to be judged on either July 23rd, 24th or 27th and can't arrive at your scheduled club time, you may be eligible to check in at a different time slot.

Pre-Approval by the Ogle County Extension Office is necessary for a different time and must be requested in writing prior to July 15th. Please email Jodi at jbmgrtrn@illinois.edu.

We will make all reasonable accommodations to get you judged.

FOODS DIVISION RULES

1. All foods exhibits are to be checked into the 4-H Exhibit Area between 3:00 and 6:00 p.m. on Tuesday, July 27, 2021. Food exhibits will be judged starting at 3:00 p.m. Exhibitors are encouraged to be present for conference judging
2. Unless otherwise stated, all foods should be exhibited on a **7 inch or smaller sized disposable plate, except bread, which needs NO plate (1/2 loaf only)** and must be covered in a clear zip-sealing appropriate size plastic bag. **No plastic wrap or glass plates**, please.
3. Exhibits which are incomplete or do not adhere to the class descriptions will not be eligible for high honor awards.
4. If food products become decomposed or moldy, they will be disposed of.
5. **NEW THIS YEAR:** All State Fair delegates and alternates will be expected to email decisions about attending Illinois State Fair and which project they plan to take to Amy at amykm@illinois.edu or call Amy on her Skype phone at 217-300-0433 by Friday, July 30th. (*Skype number is only available for use during the Ogle County Fair.*)
6. All foods entries must be made in Fair Entry online.
7. **4-H FOODS EXHIBITS MAY NOT DOUBLE AS JR. OPEN SHOW FOODS EXHIBITS. SEPARATE PRODUCTS MUST BE MADE FOR ENTRY IN BOTH SHOWS.**
8. 4-H'ers wishing to do Food Decorating should enter through the Visual Arts Division.
9. Food exhibits must be checked out at 3:00 p.m. on August 1, 2021.
10. People who dismantle or remove 4-H exhibits before 3:00 p.m., Sunday, August 1, 2021 or before they are officially released by departmental superintendents will forfeit premiums. This rule will be enforced.
11. 4-H'ers are limited to receive one premium per class exhibited in premium eligible projects.

State Fair Entries – 7 entries total from any of the following classes: 4-H Cooking 101, 4-H Cooking 201, 4-H Cooking 301, 4-H Cooking 401, Food Science, Sports Nutrition, Food Preservation, Foods Innovation and 1 from Foods Ready4Life. All Food classes are premium eligible.

50200a 4-H COOKING 101, MARSHMALLOW BARS (Publication: *4-H Cooking 101*)

- Prepare an exhibit of three cereal marshmallow bars using the recipe included in the project manual. No icing should be used.
- If you make changes to the recipe, bring a copy of the recipe with your changes. 4-H recipe can be found on page 34 in the *4-H Cooking 101* project manual.
- *In addition to your food exhibit*, complete the *What's on Your Plate? Activity* on pages 10-11 in the *4-H Cooking 101* project manual. Bring a document with printed pictures of your 3 or more plates and the answers to questions 1-7 to remain on display with your project. The words on the plates must be legible and clearly visible in the picture. Pictures, graphics or photos are acceptable.

50200b 4-H COOKING 101, COOKIES (Publication: *4-H Cooking 101*)

- Prepare an exhibit of three cookies using the recipe included in the project manual. No icing should be used.
- If you make changes to the recipe, bring a copy of the recipe with your changes. The 4-H recipe can be found on page 68-71 in the *4-H Cooking 101* project manual.
- *In addition to your food exhibit*, complete the *What's on Your Plate? Activity* on pages 10-11 in the *4-H Cooking 101* project manual. Bring a document with printed pictures of your 3 or more plates and the answers to questions 1-7 to remain on display with your project. The words on the plates must be legible and clearly visible in the picture. Pictures, graphics or photos are acceptable.

- 50200c 4-H COOKING 101, COFFEECAKE** (Publication: *4-H Cooking 101*)
- Prepare an exhibit of 1/4 of 8" square or round coffeecake using recipe included in the project manual. No icing should be used.
 - If you make changes to the recipe, bring a copy of the recipe with your changes. The 4-H recipe can be found on page 59 in the *4-H Cooking 101* project manual.
 - *In addition to your food exhibit*, complete the *What's on Your Plate? Activity* on pages 10-11 in the *4-H Cooking 101* project manual. Bring a document with printed pictures of your 3 or more plates and the answers to questions 1-7 to remain on display with your project. The words on the plates must be legible and clearly visible in the picture. Pictures, graphics or photos are acceptable.
- 50201a 4-H COOKING 201, CHEESE MUFFINS** (Publication: *4-H Cooking 201*)
- Prepare an exhibit of three cheese muffins using the recipe included in the project manual.
 - If you make changes to the recipe, bring a copy of the recipe with your changes. The 4-H recipe can be found on page 49 of the *4-H Cooking 201* project manual.
 - *In addition to your food exhibit*, complete *Experiment with Meal Planning Activity* on page 91 in the *4-H Cooking 201* project manual. Bring either page 91 with your completed answers or a document with the answers to remain on display with your project along with a picture of the meal you prepared. You do **not** need to complete the Challenge Yourself section on page 91.
- 50201b 4-H COOKING 201, NUT BREAD** (Publication: *4-H Cooking 201*)
- Prepare an exhibit of 1/2 loaf (9" x 5") of basic nut bread using the recipe included in the project manual.
 - If you make changes to the recipe, bring a copy of the recipe with your changes. The 4-H recipe can be found on page 48 of the *4-H Cooking 201* project manual.
 - *In addition to your food exhibit*, complete *Experiment with Meal Planning Activity* on page 91 in the *4-H Cooking 201* project manual. Bring either page 91 with your completed answers or a document with the answers to remain on display with your project along with a picture of the meal you prepared. You do **not** need to complete the Challenge Yourself section on page 91.
- 50201c 4-H COOKING 201, SCONES** (Publication: *4-H Cooking 201*)
- Prepare an exhibit of three scones using the recipe included in the project manual.
 - If you make changes to the recipe, bring a copy of the recipe with your changes. The 4-H recipe can be found on page 51 of the *4-H Cooking 201* project manual.
 - *In addition to your food exhibit*, complete *Experiment with Meal Planning Activity* on page 91 in the *4-H Cooking 201* project manual. Bring either page 91 with your completed answers or a document with the answers to remain on display with your project along with a picture of the meal you prepared. You do **not** need to complete the Challenge Yourself section on page 91.
- 50202a 4-H COOKING 301, DINNER ROLLS** (Publication: *4-H Cooking 301*)
- Prepare an exhibit of three dinner rolls using the recipe in the project manual. The dough may be prepared in a bread making machine, however prepared mixes are not permitted.
 - If you make changes to the recipe, bring a copy of the recipe with your changes. The 4-H recipe can be found on page 40 and 51 in the *4-H Cooking 301* project manual.
 - *In addition to your food exhibit*, complete one of the six experiments: *Experiment with Flour* p. 33-34, *Experiment with Kneading* p. 35-36, *Experiment with Yeast* p. 37-38 or 39, *Experiment with Butter* p. 62-63 or *Experiment with Cheese* p. 104-105. Bring a document with a printed picture of your experiment and the answers to the experiment questions to remain on display with your project.
- 50202b 4-H COOKING 301, YEAST BREAD** (Publication: *4-H Cooking 301*)
- Prepare an exhibit of a 1/2 loaf of yeast bread using the recipe in the project manual. The bread dough may be prepared in a bread making machine, however prepared mixes are not permitted.
 - If you make changes to the recipe, bring a copy of the recipe with your changes. The 4-H recipe can be found on page 41 – 46 and 52 in the *4-H Cooking 301* project manual.
 - *In addition to your food exhibit*, complete one of the six experiments: *Experiment with Flour* p. 33-34, *Experiment with Kneading* p. 35-36, *Experiment with Yeast* p. 37-38 or 39, *Experiment with Butter* p. 62-63 or *Experiment with Cheese* p. 104-105. Bring a document with a printed picture of your experiment and the answers to the experiment questions to remain on display with your project.

- 50202c 4-H COOKING 301, TEA RING** (Publication: *4-H Cooking 301*)
- Prepare an exhibit of 1 tea ring using the recipe in the project manual. The dough may be prepared in a bread making machine, however prepared mixes are not permitted.
 - If icing is used, the recipe for the icing must also come from the project manual.
 - If you make changes to the recipe, bring a copy of the recipe with your changes. The 4-H recipe can be found on page 45 in the *4-H Cooking 301* project manual.
 - *In addition to your food exhibit*, complete one of the six experiments: *Experiment with Flour* p. 33-34, *Experiment with Kneading* p. 35-36, *Experiment with Yeast* p. 37-38 or 39, *Experiment with Butter* p. 62-63 or *Experiment with Cheese* p. 104-105. Bring a document with a printed picture of your experiment and the answers to the experiment questions to remain on display with your project.
 - Can be displayed on appropriate size paper plate if needed and bag for product.
- 50202d 4-H COOKING 301, SWEET ROLLS** (Publication: *4-H Cooking 301*)
- Prepare an exhibit of three sweet rolls using the recipe in the project manual. The dough may be prepared in a bread making machine, however prepared mixes are not permitted.
 - If icing is used, the recipe for the icing must also come from the project manual.
 - If you make changes to the recipe, bring a copy of the recipe with your changes. The 4-H recipe can be found on page 42, 43, and 44 in the *4-H Cooking 301* project manual.
 - *In addition to your food exhibit*, complete one of the six experiments: *Experiment with Flour* p. 33-34, *Experiment with Kneading* p. 35-36, *Experiment with Yeast* p. 37-38 or 39, *Experiment with Butter* p. 62-63 or *Experiment with Cheese* p. 104-105. Bring a document with a printed picture of your experiment and the answers to the experiment questions to remain on display with your project.
- 50202e 4-H COOKING 301, CAKE** (Publication: *4-H Cooking 301*)
- Prepare an exhibit of 1/4 layer of a Rich White Cake or Rich Chocolate Cake, top side up (without frosting), using the recipe in the project manual.
 - If you make changes to the recipe, bring a copy of the recipe with your changes. The 4-H recipe can be found on page 115-120 in the *4-H Cooking 301* project manual.
 - *In addition to your food exhibit*, complete one of the six experiments: *Experiment with Flour* p. 33-34, *Experiment with Kneading* p. 35-36, *Experiment with Yeast* p. 37-38 or 39, *Experiment with Butter* p. 62-63 or *Experiment with Cheese* p. 104-105. Bring a document with a printed picture of your experiment and the answers to the experiment questions to remain on display with your project.
- 50203a 4-H COOKING 401, FOCACCIA BREAD** (Publication: *4-H Cooking 401*)
- Prepare an exhibit of 1/4 of a 15" X 10" loaf of focaccia bread (do not include dipping oil), using the recipe included in the project manual.
 - If you make changes to the recipe, bring a copy of the recipe with your changes. The 4-H recipe can be found on page 22 of the *4-H Cooking 401* project manual.
 - *In addition to your food exhibit*, pick one of the recipes from Cooking 401 that is not a choice for exhibit. Make the recipe and take a picture of the results. Bring a document with a printed picture of the food you made from the recipe and the answers to the following two questions: 1.) If you made this recipe again, what would you do differently? 2.) What did you learn that can help you in other ways besides preparing food?
- 50203b 4-H COOKING 401, PIE SHELL** (Publication: *4-H Cooking 401*)
- Prepare an exhibit of one baked pie shell – traditional, oil, or whole wheat (no graham cracker) using the recipe included in the project manual.
 - If you make changes to the recipe, bring a copy of the recipe with your changes. The 4-H recipe can be found on page 97, 99, or 100 of the *4-H Cooking 401* project manual.
 - *In addition to your food exhibit*, pick one of the recipes from Cooking 401 that is not a choice for exhibit. Make the recipe and take a picture of the results. Bring a document with a printed picture of the food you made from the recipe and the answers to the following two questions: 1.) If you made this recipe again, what would you do differently? 2.) What did you learn that can help you in other ways besides preparing food?
 - **No glass pie plates!**

50203c 4-H COOKING 401, GOLDEN SPONGE CAKE (Publication: *4-H Cooking 401*)

- Prepare an exhibit of 1/4 golden sponge cake, top side up, without frosting, using the recipe included in the project manual.
- If you make changes to the recipe, bring a copy of the recipe with your changes. The 4-H recipe can be found on page 117 of the *4-H Cooking 401* project manual.
- *In addition to your food exhibit*, pick one of the recipes from Cooking 401 that is not a choice for exhibit. Make the recipe and take a picture of the results. Bring a document with a printed picture of the food you made from the recipe and the answers to the following two questions: 1.) If you made this recipe again, what would you do differently? 2.) What did you learn that can help you in other ways besides preparing food?

50203d 4-H COOKING 401, FRENCH BREAD (Publication: *4-H Cooking 401*)

- Prepare an exhibit of 1/2 loaf French bread using the recipe included in the project manual.
- If you make changes to the recipe, bring a copy of the recipe with your changes. The 4-H recipe can be found on page 24 of the *4-H Cooking 401* project manual.
- *In addition to your food exhibit*, pick one of the recipes from Cooking 401 that is not a choice for exhibit. Make the recipe and take a picture of the results. Bring a document with a printed picture of the food you made from the recipe and the answers to the following two questions: 1.) If you made this recipe again, what would you do differently? 2.) What did you learn that can help you in other ways besides preparing food?

50204 FOOD SCIENCE: (Publication: *What's On Your Plate 1, 2, 3, 4*)

Prepare a display, digital presentation, or poster on one of the food science experiments from the manual that you completed. Share 1) the food science question you investigated; 2) process used to conduct the experiment; 3) results and observations; 4) what you learned; and 5) how you have applied this information. You must furnish any equipment you need for the exhibit. Internet service is not provided. All exhibits must include something visual, such as a printed copy of a digital presentation. Electronic equipment will only be used during your judging time and will not remain on display during the exhibit period.

50206 Sports Nutrition (Publication: *Sports Nutrition: Ready, Set, Grow*)

Prepare a display, digital presentation, or poster on one of the activity chapters in the manual that you completed. The activity chapters are listed by page number in the table of contents. Your exhibit should include, at minimum, information on one physical fitness component and one food/recipe component from the activity chapter. The exhibit should include the project manual with the pages of the activity completed. You may also include live demonstration of physical activities. Do not bring food made using the recipes, but consider adding pictures of the completed recipes to your exhibit. You must furnish any equipment you need for the exhibit. Internet service is not provided. All exhibits must include something visual, such as a printed copy of a digital presentation. Electronic equipment will only be used during your judging time and will not remain on display during the exhibit period.

Examples for Activity 1

Example A: Make a video of yourself practicing flexibility, strength and endurance physical fitness activities and making pasta salad with different vegetable, pasta and dressing ideas. Bring a screen shot and brief description of your video to leave on display.

Example B: Make a poster of pictures of flexibility, strength and endurance physical fitness activities and information on the results of making the spinach and mandarin orange salad. Include answers to the questions in the book.

FOOD PRESERVATION

- Prepare an exhibit using ONE of the following food preservation methods: canning; freezing; drying; pickles/relishes; jams, jellies, and preserves; **OR** a combination of these (see Preservation Combination option below), excluding freezing. **No freezer jam exhibits will be allowed for Freezing; Jams, Jellies, and Preserves; or for the Preservation Combination options.**
- All preserved products should be prepared and processed according to the current USDA/Extension information. USDA information on preserving food, including recipes can be found at: www.homefoodpreservation.com or web.extension.illinois.edu/foodpreservation. Recipes must be processed in a water-bath or pressure canner.

- **All food exhibits must be labeled with:** 1) The name of the food; 2) The date preserved; 3) Appropriate method(s) of food preservation (For canned projects: boiling water bath or pressure canner; For drying projects: Specify equipment used (food dehydrator, oven, etc.)).
Examples:
Strawberry jam, boiling water bath. July 13, 2020.
Green beans, pressure canner. July 13, 2020.
Beef jerky, food dehydrator and oven. July 13, 2020.
- **All food exhibits must be accompanied with the recipe(s)** – typed or written, with the source of the recipe(s) listed. **Required Recipes and Sources for Food Preservation Exhibits** – all food preservation recipes must be from an approved source. Those sources are:
 - *PUT IT UP! Food Preservation for Youth* manuals
 - U.S. Department of Agriculture (USDA)
 - National Center for Home Food Preservation
 - Ball/Kerr Canning (recipes after 1985)
 - Mrs. Wages
 - DO NOT BRING RECIPES FROM: Magazine or newspaper clippings, Pinterest (unless it is from a source listed above), Grandma's or a recipe from a family member or friend without a source, or Cookbooks (excluding the Ball, Kerr and Put It Up! book).
- **Canning Equipment Requirements:** All canned products must be canned in clear, standard jars in good condition (no chips or cracks). Jars must be sealed using two-piece canning lids (flat lid and band). Must use a new, unused flat lid. Bands must not be rusty or severely worn.

50208a CANNING (Publications: *Can My Tomatoes, Can My Vegetables*)

The exhibit should include two different canned foods in appropriate jars for the products. Food may be fruit, vegetable, or tomato product (i.e., salsa, juice, etc.).

50208b FREEZING (Publication: *Freeze My Fruits and Veggies*)

Prepare a nutrition display that illustrates a freezing principle. There is NOT a food exhibit option for this preservation method.

50208c DRYING (Publication: *Dry My Fruit*)

Exhibit two (2) different dried foods packed in plastic food storage bags. Choose from fruit, vegetable, fruit leather, or meat jerky.

50208d PICKLES AND RELISHES (Publication: *Make My Pickles*)

Exhibit two pint jars of different recipes of pickles and/or relishes.

50208e JAMS, JELLIES, AND PRESERVES (Publication: *Make My Strawberry Jam*)

Exhibit half-pint jars of two different jams, jellies, and/or preserves.

50208f PRESERVATION COMBINATION (Publications: *Can My Tomatoes, Make My Strawberry Jam, Make My Pickles, Dry My Fruit, Can My Vegetables*)

Exhibit two different preserved food products, excluding freezing, in appropriate jars/packaging (drying). For example, exhibit 1 jar of tomatoes (Canning) and 1 half-pint of jelly (Jams, Jellies, and Preserves).

50210 FOOD NUTRITION Ready4Life CHALLENGE: (Open to 11-18 year-olds enrolled in any Food Nutrition project.) See rules at the end of the General Projects section of the fair book.

50211 Foods Innovation Class: Open to youth enrolled in any Foods project.

Demonstrate the skills and knowledge you have gained through the project. The exhibit may include, but isn't limited to, original recipes, results of experiments not in the foods project books, variations on recipes or experimenting with unique cooking or baking methods. Your work can be displayed by a food product, demonstrations, digital presentations, performances, or posters which you have made. Choose whatever method best shows what you've learned. Your exhibit should not fit in the other exhibit options for this project. You must furnish any equipment you need for your exhibit. Internet service will not be provided for the exhibit. All exhibits must include something visual, such as a printed copy of a digital presentation, which will remain on display during the exhibition. Electronic equipment will only be used during your personal judging time and will not remain on display during the entire exhibit period. If you bring a food product, the food will NOT be tasted.

FOOD AWARDS

Champion 4-H Cooking 101, Marshmallow Bars
Champion 4-H Cooking 101, Cookies
Champion 4-H Cooking 101, Coffeecake
Champion 4-H Cooking 201, Cheese Muffins
Champion 4-H Cooking 201, Nut Bread
Champion 4-H Cooking 201, Scones
Champion 4-H Cooking 301, Dinner Rolls
Champion 4-H Cooking 301, Yeast Bread
Champion 4-H Cooking 301, Tea Ring
Champion 4-H Cooking 301, Sweet Rolls

Champion 4-H Cooking 301, Cake
Champion 4-H Cooking 401, Focaccia Bread
Champion 4-H Cooking 401, Pie Shell
Champion 4-H Cooking 401, Golden Sponge Cake
Champion 4-H Cooking 401, French Bread
Grand Champion Food Preservation
Grand Champion Food Science
Grand Champion Sports Nutrition
Champion Foods Nutrition Ready4Life Challenge



DIVISION: CLOVERBUDS

Check-in—Tuesday, July 27, 2021, 3:00 – 6:00 p.m.

Judging—Tuesday, July 27, 2021, 3:00 – 7:00 p.m.

Check-out--Sunday, August 1, 2021, 3:00-6:00 p.m.

COVID-19 GUIDELINES:

Ogle County 4-H will be adhering to the following guidelines developed by the University of Illinois, Illinois 4-H, and approved by the Ogle County Health Department. Changes to these guidelines will be sent to families if Illinois reaches Phase 5 or goes back to Phase 3.

1. Families who are not comfortable with attending in person judging can request an accommodation for General Projects Judging. For this accommodation, projects will be submitted to the Ogle County Extension Office on July 14 from 8:00 – 4:30 p.m., July 15 from 8:00 a.m. – 6:30 p.m., July 21 from 8 – 4:30 p.m., July 22 from 8 – 5 p.m., or July 26 from 8 – 6 p.m. Tags and 4-H Exhibit Report must be included and the project must be ready for judging. Projects will be judged during General Projects Day by our judges and left for display during the Ogle County Fair.
2. Adhere to 50 people maximum in a defined space if in Phase 4, or 25 people maximum in a defined space in Phase 3.
3. Phase 4 Safety Protocols are as follows:
 - Face coverings are required for all youth, spectators, volunteers, and staff when within the defined 4-H event space (inside or outside).
 - Everyone in attendance will practice social distancing during the event, including maintaining six feet of separation (both indoors and outdoors) from those who are not in their households. To allow for social distancing, building and spectator capacity may be limited based on current public health department guidelines.
 - Handwashing and/or sanitizing stations will be provided throughout the venue.
 - Anyone who has experienced COVID-19 symptoms within the previous seven days is asked to stay home. COVID-19 symptoms include fever, cough, loss of taste or smell, or shortness of breath.

If any of these guidelines presents a challenge for you, please contact the Ogle County Extension office at 815-732-2191. We can discuss what accommodations are possible so that we can look for ways that all youth can safely participate in this event. Illinois 4-H reserves the right to adjust or cancel events in the case of identified risk, such as changes in local COVID conditions or known instances of non-compliance with safety guidelines.

4-H EXHIBIT COMMITTEE

Brenda Holm, Oregon, Superintendent, 815-973-4870
Jeannette Mingus, Oregon, Asst. Super., 815-501-8186
Chris Carter, Stillman Valley
Rosemary Hall, Esmond

Kayla Mingus, Oregon
Bethany Kennedy, Davis Junction
Dawn Somers, Lindenwood

Tuesday, July 27	4-H Cloverbud Check-in and Judging Time
3:00 – 3:30 p.m.	By-Y-Badgers Circle M
3:30 – 4:00 p.m.	Hub Hickory Nuts Grand Detour Greens
4:00 – 4:30 p.m.	Leaf River Busy Beavers Leaf River Soaring Eagles
4:30 – 5:00 p.m.	Ogle Jolly Blackhawk Crossing
5:00 – 5:30 p.m.	Byron Emerald Eagles Ogle County Clovers Summerhill Huskies
5:30 – 6:00 p.m.	Carefree Mighty Clovers Pine Creek Valley
<p><i>Judging Conflict Information and Request</i></p> <p>If you are to be judged on July 27th and can't arrive at your scheduled club time, you may be eligible to check in at a different time slot.</p> <p>Pre-Approval by the Ogle County Extension Office is necessary for a different time and must be requested in writing prior to July 15th. Please email Jodi at jbmgrtnr@illinois.edu.</p> <p>We will make all reasonable accommodations to get you judged.</p>	

PLEASE...

- Carefully read the *General Rules* at the front of this book.
- **NOTE THAT CHECK-IN AND JUDGING TIMES VARY FOR EACH CLUB! See above table for club check-in times.**
- Do not enter exhibits that have already been shown at the Ogle County Fair. All entries must be products of the current 4-H year.

Cloverbud members will follow General Project Rules & Regulations, with the following exceptions/additions:

CLOVERBUD PROJECT RULES

1. All Cloverbud entries must be made in <http://ogle4-hfair.fairentry.com>.
2. Enrollment in the Cloverbud 4-H program allows 5-7 year olds as of September 1, 2020 to join 4-H during the year.
3. An exhibit consists of project(s) created during a Cloverbud meeting or using skills learned at a meeting.
4. Cloverbuds may bring as many projects as will fit in a 2' x 15" space. There is no limit on height.
5. Displays are defined as 3-dimensional exhibits that sit on the floor or table. Posters are defined as exhibits that should be suitable for hanging with binder clips or on nails. They may be constructed of any suitable flat media (wood, poster board, cardboard, foam board, etc.).
6. Each Cloverbud exhibit will be displayed and judged in the 4-H Exhibit Building.
7. Please read the General Projects Rules & Regulations at the beginning of the Exhibit Building section.
8. Cloverbuds should plan to be present for conference judging. The judge will talk to the child about the exhibit and the focus is on praise more than critique.
9. Parents may not accompany the child to the judge. We will provide an escort.
10. Cloverbuds should arrive at the time their club is scheduled.
11. All Cloverbud members will receive participation ribbons, but will not be awarded premiums.
12. If you have any questions, call the Extension Office at (815) 732-2191.

Division: General Projects

COVID-19 GUIDELINES:

Ogle County 4-H will be adhering to the following guidelines developed by the University of Illinois, Illinois 4-H, and approved by the Ogle County Health Department. Changes to these guidelines will be sent to families if Illinois reaches Phase 5 or goes back to Phase 3.

1. Families who are not comfortable with attending in person judging can request an accommodation for General Projects Judging. For this accommodation, projects will be submitted to the Ogle County Extension Office on July 14 from 8:00 – 4:30 p.m., July 15 from 8:00 a.m. – 6:30 p.m., July 21 from 8 – 4:30 p.m., or July 22 from 8 – 5 p.m. Tags and 4-H Exhibit Report must be included and project must be ready for judging. Projects will be judged during General Projects Day by our judges and left for display during the Ogle County Fair.
2. Adhere to 50 people maximum in a defined space if in Phase 4, or 25 people maximum in a defined space in Phase 3.
3. Phase 4 Safety Protocols are as follows:
 - Face coverings are required for all youth, spectators, volunteers, and staff when within the defined 4-H event space (inside or outside).
 - Everyone in attendance will practice social distancing during the event, including maintaining six feet of separation (both indoors and outdoors) from those who are not in their households. To allow for social distancing, building and spectator capacity may be limited based on current public health department guidelines.
 - Handwashing and/or sanitizing stations will be provided throughout the venue.
 - Anyone who has experienced COVID-19 symptoms within the previous seven days is asked to stay home. COVID-19 symptoms include fever, cough, loss of taste or smell, or shortness of breath.

If any of these guidelines presents a challenge for you, please contact the Ogle County Extension office at 815-732-2191. We can discuss what accommodations are possible so that we can look for ways that all youth can safely participate in this event. Illinois 4-H reserves the right to adjust or cancel events in the case of identified risk, such as changes in local COVID conditions or known instances of non-compliance with safety guidelines.



4-H EXHIBIT COMMITTEE

Brenda Holm, Oregon, Superintendent, 815-973-4870
Jeannette Mingus, Oregon, Asst. Super., 815-501-8186
Chris Carter, Stillman Valley
Rosemary Hall, Esmond

Kayla Mingus, Oregon
Bethany Kennedy, Davis Junction
Dawn Somers, Lindenwood

Club Check-in and Judging Times



Friday, July 23rd & Saturday, July 24th	4-H General Projects Check-in and Judging Time	Tuesday, July 27 th	Crops, Floriculture, Plant & Soil Science, Vegetable Gardening, Food Decorating Check-in and Judging Time
1:00 – 1:30 p.m.	Hub Hickory Nuts Grand Detour Greens	3:00 – 3:30 p.m.	By-Y-Badgers Circle M Independent Members & SPIN Clubs
1:30 – 2:00 p.m.	By-Y-Badgers Leaf River Soaring Eagles Independent Members & SPIN Clubs	3:30 – 4:00 p.m.	Hub Hickory Nuts Grand Detour Greens
2:00 – 2:30 p.m.	Blackhawk Crossing Ogle County Clovers Mighty Clovers	4:00 – 4:30 p.m.	Leaf River Busy Beavers Leaf River Soaring Eagles
2:30 – 3:00 p.m.	Ogle Jolly Leaf River Busy Beavers Pine Creek Valley	4:30 – 5:00 p.m.	Ogle Jolly Blackhawk Crossing Ogle County 4-H Shooting Sports
3:00 – 3:30 p.m.	Carefree Byron Emerald Eagles	5:00 – 5:30 p.m.	Byron Emerald Eagles Ogle County Clovers Summerhill Huskies
3:30 – 4:00 p.m.	Circle M Summerhill Huskies Ogle County 4-H Shooting Sports	5:30 – 6:00 p.m.	Carefree Mighty Clovers Pine Creek Valley

Judging Conflict Information and Request

If you are to be judged on either July 23rd, 24th or 27th and can't arrive at your scheduled club time, you may be eligible to check in at a different time slot.

Pre-Approval by the Ogle County Extension Office is necessary for a different time and must be requested in writing prior to July 15th. Please email Jodi at jbmgrtnr@illinois.edu.

We will make all reasonable accommodations to get you judged.

2021 Judging Location for each General Projects Exhibit

Friday, July 23 rd Judging		Judging in <u>Barn B</u> will include the following Exhibits: <ul style="list-style-type: none"> • Photography 	Judging in <u>Exhibit Building</u> will include the following Exhibits: <ul style="list-style-type: none"> • Visual Arts
Saturday, July 24 th Judging	Judging in <u>Barn A</u> will include the following Exhibits: <ul style="list-style-type: none"> • Bicycle • Child Development • Civic Engagement • Club Projects • College & Career Readiness • Computer Science • Consumer Ed • eSports • Exploratory • Family Heritage • Health • Intercultural • Interior Designs • Leadership • Makers • Robotics • Technologies • Theatre Arts • Video/Filmmaking • Weather & Climate 	Judging in <u>Barn B</u> will include the following Exhibits: <ul style="list-style-type: none"> • Animal Science • Vet Science 	Judging in <u>Exhibit Building</u> will include the following Exhibits: <ul style="list-style-type: none"> • Aerospace • Electricity • Entomology • Forestry • Geology • Natural Resources & Nature • Shooting Sports • Small Engines • Tractor • Welding • Woodworking
Tuesday, July 27 th Judging	Judging in the Shelter House next to the Grange Food Stand will include the following Exhibits: <ul style="list-style-type: none"> • Cloverbud Exhibits 	Judging in <u>Barn B</u> will include the following Exhibits: <ul style="list-style-type: none"> • Floriculture • Plant & Soil Sciences • Crops • Vegetable Gardening 	Judging in <u>Exhibit Building</u> will include the following Exhibits: <ul style="list-style-type: none"> • Food Exhibits

GENERAL PROJECTS RULES & REGULATIONS

PLEASE...

- Carefully read the *General Rules* at the front of this book.
- Carefully read the requirements for each exhibit. **NOTE THAT CHECK-IN AND JUDGING TIMES VARY SIGNIFICANTLY FROM DIVISION TO DIVISION AND FOR EACH CLUB! See above table for club check-in times.**
- Do not enter exhibits that have already been shown at the Ogle County Fair. All entries must be products of the current 4-H year.

ABOUT YOUR PROJECT...

- 4-H'ers may enter a 4-H exhibit only in a project class they are enrolled in as of April 15. (County Fair Junior Show classes do not require project enrollment. Consult the Junior Open Show Book rules for details and class listings.)
- Use *Fair Entry Online* at <http://ogle4-hfair.fairentry.com> to register your entries.
- **BE SURE TO FOLLOW DIRECTIONS FOR YOUR SPECIFIC CLASS!** Make sure your exhibit meets requirements. If you don't follow directions, the project won't be eligible for high honor ribbons or awards.
- **PROJECT REGULATIONS**—an exhibit is the product of a 4-H member's year-long study.
- Displays are defined as 3-dimensional exhibits that sit on the floor or table.
- Posters are exhibits that should be suitable for hanging with binder clips or on nails. They may be constructed of any suitable flat media (wood, poster board, cardboard, foam board, etc.).
- A portfolio is a display in a 3-ring binder. Use of page protectors is recommended for binder exhibits.
- Most exhibits are not limited in size. However, if your project is larger than 3' X 3', please contact the Exhibit Building superintendent so they can accommodate space prior to judging. Civic Engagement, Floriculture B, Family Heritage, Intercultural, Small Engines, Photography, some Vegetable Gardening classes, and Club projects **DO** have size restrictions. Please see each department rules for size requirements.
- 4-H'ers may show only **ONE** exhibit in each class.
- 4-H exhibits may not duplicate as county open or junior fair class exhibits.
- A project exhibit may only be submitted by one person unless otherwise stated.
- No equipment will be provided for any exhibits. This includes computers, DVD players, extension cords, Internet, etc. Exhibitors should be aware that electrical outlets are not always located near judging locations and should take that into consideration when bringing exhibits. Special concerns should be brought to the attention of the Superintendent at check-in.
- The Ogle County Fair Association and Extension Office do not assume liability for loss, theft, or damage to any exhibit.
- Exhibits illustrating inappropriate subject matter and/or graphics are not acceptable. Exhibits deemed inappropriate for youth audiences will not be displayed. Items deemed potentially dangerous to fair goers may be removed from the exhibit.
- 4-H'ers are limited to receive one premium per class exhibited in premium-eligible projects.

ABOUT JUDGING DAY...

- **COME WITH PROJECTS AT ASSIGNED CLUB JUDGING TIME!** This is critical to ensure a smooth flow of activity for our volunteer judges. Questions or conflicts about judging times should be directed to Jodi at the Ogle County Extension Office.
- **NEW THIS YEAR:** A completed entry tag must accompany every exhibit. Entry tags will be mailed to families prior to judging. If you plan to drop a project, please contact to Ogle County Extension Office prior to your judging date.
- **NEW THIS YEAR:** Projects must be properly tagged and ready for judging before arrival to the Ogle County Fairgrounds. NO supplies will be provided for last minute fixes to projects.
- **NEW THIS YEAR:** Upon arrival to the Ogle County Fairgrounds, members will be asked to check into each judging location for their projects based on the chart on the previous page. Each building will have a check-in table where you will receive your judging time. If you have multiple projects in multiple buildings, you will need to check-in with each building and bounce between those buildings to complete your judging.
- Face coverings are required for all youth, spectators, volunteers, and staff when entering any buildings.
- No parents/guardians will be allowed in any of buildings during judging. Parents/guardians may help outside of the buildings by handling projects, keeping track of show times, and directing their children to where they need to be. It may be necessary, depending on the number of projects, to make a list of projects, locations, and times to show. In case of bad weather, no space will be provided to keep people out of the rain, so please plan accordingly.
- Exhibits arriving after check-in time will be displayed and may be judged (if judges are still present) but will NOT be eligible for high honors. In case of an emergency on judging night (e.g., a flat tire), call Brenda Holm at 815-973-4870 or Jodi Baumgartner at 815-238-4301 prior to 4:00 p.m. Friday and Saturday and/or by 6:00 p. m. Tuesday.
- All elements of the exhibit must accompany the project at the time of check-in. Missing elements may not be brought in after check-in ends. (Exceptions may be made with permission of Superintendent for computer or electrical components.)
- If you are to be judged on either July 23rd, 24th or 27th and can't arrive at your scheduled club time, you may be eligible to check in at a different time slot with a valid reason. Pre-Approval by the Ogle County Extension

Office is necessary for a different time and must be requested in writing prior to July 15. Please email Jodi at jbmgrtnr@illinois.edu. We will make all reasonable accommodations to get you judged.

- The conference judging method will be used. 4-H'ers' presence during judging is optional, but strongly recommended. If the 4-H'er is unable to be present, he/she must attach a completed "4-H Exhibit Report" available in the Extension office or online at: <https://extension.illinois.edu/bdo/4-h-ogle-county>
- Judges may give oral and/or written comments to 4-H'ers.
- Awards will be given at the judge's discretion.
- Should a 4-H'er be awarded a rosette or plaque, he/she must leave it in place until check-out on Sunday at the end of the fair.
- Judging sheets may be picked up beginning on Thursday of fair week at the Information table during regular Exhibit Building hours.

REMOVAL OF PROJECTS...

- Exhibits will be released on Sunday, August 1, 2021, from 3:00 – 6:00 p.m. 4-H'ers unable to pick up their exhibits during check-out time, should make arrangements to have another 4-H family or friend pick up their exhibit(s). Exhibits remaining after this time will be left at the risk of the exhibitor(s) and may be disposed of, and exhibitor will forfeit their premium.
- People who dismantle or remove 4-H exhibits before 3:00 p.m., Sunday, August 1, or before they are officially released by departmental superintendents will forfeit premiums. This rule will be enforced.

INNOVATION CLASSES

Innovation classes are open to any 4-H member. Members choosing to exhibit in the Innovation class decide the best way to show off their project mastery and knowledge for the year in that project category. Some suggestions are provided for each category, but members may choose any method they want for demonstrating project learning as long as it does not fit in any other class in that category. Only selected projects categories have an Innovation option. Please note that photography also must include one framed photo.

READY4LIFE CHALLENGE

Ready4Life classes are open to any 4-H member who was 11 – 18 years old by September 1, 2020. Exhibits in this category must include the following: a) a physical representation of the career or business product such as a model, prototype, or display/portfolio that includes images of accomplished work; b) verbal or written explanations that demonstrate knowledge of the related career or business fields, potential careers, and the appropriate requirements for achievement in those fields. The judging criteria for this class values thoroughness of career and/or business exploration and pursuit above the workmanship of the physical specimen on display.

STATE FAIR WINNERS

- 4-H members who are selected to show at the Illinois State Fair must have turned 8 years old before September 1, 2020, to be eligible. When a judge believes an exhibit is of State Fair quality, the 4-H'er may get the State Fair delegate or alternate ribbon.
- If a 4-H'er has more than one exhibit "selected for state," he/she may only choose one eligible individual exhibit and/or one eligible group exhibit.
- **NEW THIS YEAR:** All State Fair delegates and alternates will be expected to email decisions about attending Illinois State Fair and which project they plan to take to Amy at amykm@illinois.edu or call Amy on her Skype phone at 217-300-0433 by Friday, July 30th. (*Skype number is only available for use during the Ogle County Fair.*)

AEROSPACE

Check-in—Saturday, July 24, 2021, 12:45–4:00 p.m.

Judging—Saturday, July 24, 2021, 1:00-5:00 p.m.

Check-out—Sunday, August 1, 2021, 3:00-6:00 p.m.

State Fair Entries – 2 entries from 50130, 50131; and 1 entry from 50133. All Aerospace classes are premium eligible.

50130 Model Rocketry: (Publications include: *Lift Off, Reaching New Heights, & Pilot In Command*)

Exhibit one model rocket assembled or made by the member. The exhibit will be a static display. The model rocket should be in good flying condition. DO NOT include the rocket engine with your exhibit. The rockets will not be launched. Attach the printed directions for construction of the rocket if any were used.

- 50131 Aerospace Display:** (Publications include: *Lift Off, Reaching New Heights, & Pilot In Command*) Prepare a display related to the aerospace project which does not fit in the model rocketry class. The exhibit may include, but isn't limited to, original works, objects, demonstrations, digital presentations, programs, websites, games, apps, performances, or posters which you have made. Choose whatever method best shows what you've learned. You must furnish any equipment you need for your exhibit. Internet service will not be provided for the exhibit. All exhibits must include something visual, such as a printed copy of a digital presentation, which will remain on display during the exhibition. Electronic equipment will only be used during your personal judging time and will not remain on display during the entire exhibit period.
- 50133 Aerospace Ready4Life Challenge: (Open to 11-18 year-olds enrolled in any Aerospace project.)** See the general project rules for class information.

ANIMAL SCIENCE

Check-in—Saturday, July 24, 2021, 12:45–4:00 p.m.

Judging—Saturday, July 24, 2021, 1:00-5:00 p.m.

Check-out—Sunday, August 1, 2021, 3:00-6:00 p.m.

State Fair Entries – 2 entries from classes 50135 a-l and 1 entry from 50137. All Animal Science classes are premium eligible.

Prepare a display focusing on any activity related to the animal science project. Demonstrate the skills and knowledge you have gained through the animal project you studied. The exhibit may include, but isn't limited to, original works, objects, demonstrations, digital presentations, programs, websites, games, apps, performances, or posters which you have made. Choose whatever method best shows what you've learned. You must furnish any equipment you need for your exhibit. Internet service will not be provided for the exhibit. All exhibits must include something visual, such as a printed copy of a digital presentation, which will remain on display during the exhibition. Electronic equipment will only be used during your personal judging time and will not remain on display during the entire exhibit period. Live animals are not permitted as exhibits in this area. For safety reasons, exhibits cannot include glass, syringes with needles, or any other sharp objects.

50135a	Beef Study	50135g	Horse & Pony Study
50135b	Cat Study	50135h	Poultry Study
50135c	Dairy Study	50135i	Rabbit Study
50135d	Dog Study	50135j	Sheep Study
50135e	Goat Study	50135k	Small Pet Study
50135f	Guinea Pig Study	50135l	Swine Study

50137 Animal Science Ready4Life Challenge: (Open to 11-18 year-olds enrolled in any Animal Science project.) See the general project rules for class information.

BICYCLE

Check-in—Saturday, July 24, 2021, 12:45–4:00 p.m.

Judging—Saturday, July 24, 2021, 1:00-5:00 p.m.

Check-out—Sunday, August 1, 2021, 3:00-6:00 p.m.

Bicycle projects are not eligible for State Fair. All Bicycle classes are premium eligible.

CO101 Bicycle Level 1: (Publication: *Bicycling For Fun*)

Create a poster or display that focuses on three of the following:

- Selecting bicycle safety equipment
- Demonstrating how to fit a helmet
- Identifying bike parts and their function
- Selecting the right size bike
- How to check bicycle tires, brakes, and chains
- Recognizing traffic signs and their meaning
- General discussion of bicycling hazards
- Items to consider when planning a bike trip

CO102 Bicycle Level 2: (Publication: *Wheels in Motion*)

Create a poster or display that focuses on three of the following:

- Factors to consider when choosing a bike
- Comparing tire pressure, valve type, and tread
- Steps in fixing a flat tire
- Steps to follow when cleaning, lubricating, and replacing a bike chain
- Evaluating the braking system on a bicycle
- Factors to consider when mapping out a bike route
- Rules for smart bike riding
- Planning a menu for an all-day bike ride

CO103 Bicycle Ready4Life Challenge: (Open to 11-18 year-olds enrolled in any Bicycle project.) See the general project rules for class information.

CHILD DEVELOPMENT

Check-in—Saturday, July 24, 2021, 12:45–4:00 p.m.

Judging—Saturday, July 24, 2021, 1:00-5:00 p.m.

Check-out—Sunday, August 1, 2021, 3:00-6:00 p.m.

State Fair Entries – 3 entries from class 50141 and 1 entry from 50142. All Child Development classes are premium eligible.

50141 Child Development

(Publication: *Building a Bright Beginning or Building Blocks of Learning*)

Prepare a display that demonstrates the skills and knowledge you have gained studying child development. Topics might include, but are not limited to, selecting age appropriate toys and activities, explaining child behavior, or recognizing child safety concerns. The exhibit may include, but isn't limited to, original works, objects, demonstrations, digital presentations, programs, websites, games, apps, performances, or posters which you have made. Choose whatever method best shows what you've learned. You must furnish any equipment you need for your exhibit. Internet service will not be provided for the exhibit. All exhibits must include something visual, such as a printed copy of a digital presentation, which will remain on display during the exhibition. Electronic equipment will only be used during your personal judging time and will not remain on display during the entire exhibit period. For safety reasons, exhibits cannot include glass, syringes with needles or any other sharp objects.

50142 Child Development Ready4Life Challenge: (Open to 11-18 year-olds enrolled in any Child Development project.) See the general project rules for class information.

CIVIC ENGAGEMENT

Check-in—Saturday, July 24, 2021, 12:45–4:00 p.m.

Judging—Saturday, July 24, 2021, 1:00-5:00 p.m.

Check-out—Sunday, August 1, 2021, 3:00-6:00 p.m.

State Fair Entries – 2 entries from classes 50145, 50146, 50147, and one entry from 50149. Service Learning is not eligible for State Fair. All Civic Engagement and Service Learning classes are premium eligible. Due to space restrictions, exhibits are limited to 2'6" wide and 15" deep.

50145 Civic Engagement 1: (Publication: *All About Me*)

Exhibit a display illustrating one of the following options:

- personal information about yourself – who you are, things you like to do, things you are good at, your favorites;
- your feelings and how you handle these feelings;
- your family, their responsibilities, how you work together; **OR**
- the Family Pedigree that may include family group pages.

50146 Civic Engagement 2: (Publication: *My Neighborhood*)

Exhibit a display illustrating one of the following options:

- your neighborhood;
- how you were a good neighbor or led a service project for your community; **OR**
- a Citizenship Challenge that you helped organize and lead (see the project book for details).

50147 Civic Engagement 3: (Publication: *My Community & Me*)

Exhibit a display illustrating one of the activities that you completed within your project as it relates to one of the following categories in the manual:

- Government;
- Business and Industry;
- Transportation, Communication, & Utilities;
- Culture & Heritage;
- Natural Resources & Environment;
- Education;
- Organizations within your community;
- Tourism; **OR**
- Support Systems within your community.

50149 Civic Engagement Ready4Life Challenge: (Open to 11-18 year-olds enrolled in any Citizenship project.) See the general project rules for class information.

CO201 Service Learning 1: (Publication: *Agents of Change*)

Exhibit a binder portfolio to reflect what the exhibitor accomplished in the four steps of service learning. If exhibitor has been enrolled in project for multiple years, the binder portfolio should include previous years' work. Use of page protectors is recommended.

CO202 Service Learning 2: (Publication: *Raise Your Voice*)

Exhibit a binder portfolio to reflect what the exhibitor accomplished in the four steps of service learning. If the exhibitor has been enrolled in the project for multiple years (including Service Learning 1), the binder portfolio should include the previous years' work. Use of page protectors is recommended.

CO203 Service Learning 3: (Publication: *Raise Your Voice*)

Exhibit a binder portfolio to reflect what the exhibitor accomplished in the four steps of service learning. If the exhibitor has been enrolled in the project for multiple years (including Service Learning 1 & 2), the binder portfolio should include the previous years' work. Use of page protectors is recommended.

CLUB PROJECTS

Check-in—Saturday, July 24, 2021, 12:45–4:00 p.m.

Judging—Saturday, July 24, 2021, 1:00-5:00 p.m.

Check-out—Sunday, August 1, 2021, 3:00-6:00 p.m.

State Fair Entries – 1 club entry from Passport to the World class (50235) and 2 entries from Leadership Group class (50254). Exploratory is not eligible for State Fair. All Club projects are ineligible for premium money.

50235 Intercultural, Club, Includes *Passport to the World, Diversity & Cultural Awareness, and Latino Cultural Arts Projects:* (Publication includes: *4-H Passport to the World, Seeing i2i-Adventures in Diversity and Culture*) Exhibit a display illustrating the steps that the club has completed on the project selected for the year. Include a written outline or report of accomplishments and future goals. The exhibit may include, but isn't limited to, original works, objects, demonstrations, digital presentations, programs, websites, games, apps, performances, or posters which you have made. Choose whatever method best shows what the club members have learned. You must furnish any equipment you need for your exhibit. Internet service will not be provided for the exhibit. All exhibits must include something visual, such as a printed copy of a digital presentation, which will remain on display during the exhibition. Electronic equipment will only be used during your personal judging time and will not remain on display during the exhibition. The display must be manned by 3 or more club exhibitors of 4-H age (8 and older) at the time of the judge's critique. Club members should make a 5-10 minute presentation to the judge. All club members present for the judge's critique should be able to discuss the project and answer questions. Only club members present for judging (and meet the age requirements) who participate in the actual critique and presentation are eligible for ribbons. Due to space restrictions, exhibits are limited 2'6" wide and 15" deep.

50254 Leadership Group: (Open to clubs and groups whose members are enrolled in What's Leadership?)

Exhibit a display illustrating how your group has used the Teens As Leaders model effectively in your club, community, school, or state. Leadership activities might include planning, advising, promoting, mentoring, teaching, or advocating for change. The exhibit may include, but isn't limited to, original works, objects, demonstrations, digital presentations, programs, websites, games, apps, performances, or posters which you have made. Choose whatever method best shows what you've learned. You must furnish any equipment you need for your exhibit, Internet service will not be provided for the exhibit. All exhibits must include something visual, such as a printed copy of a digital presentation, which will remain on display

during the exhibition. Electronic equipment will only be used during your personal judging time and will not remain on display during the entire exhibit period. The display must be accompanied by 3 or more 4-H members, at the time of the judge's critique. Club members should make a 5-10 minute presentation to the judge. All club members present for the judge's critique should be able to discuss the project and answer questions. Only club members present for judging who participate in the actual critique and presentation are eligible for ribbons. Due to space limitations, exhibits are limited to 2'6" wide and 15" deep.

CLUB1 Exploratory: Exhibit a product of your club's year-long Independent Study. The exhibit may include, but isn't limited to, original works, objects, demonstrations, digital presentations, programs, websites, games, apps, performances, or posters which you have made. Choose whatever method best shows what you've learned. You must furnish any equipment you need for your exhibit. Internet service will not be provided for the exhibit. All exhibits must include something visual, such as a printed copy of a digital presentation, which will remain on display during the exhibition. Electronic equipment will only be used during your personal judging time and will not remain on display during the entire exhibit period. A statement of purpose, equipment used, procedure followed, results observed, conclusions drawn, and references consulted should accompany the exhibited item. The display must be manned by 3 or more club exhibitors of 4-H age (8 and older) at the time of the judge's critique. Club members should make a 5-10 minute presentation to the judge. All club members present for the judge's critique should be able to discuss the project and answer questions. Only club members present for judging (and meet the age requirements) who participate in the actual critique and presentation are eligible for ribbons.

COLLEGE & CAREER READINESS

Check-in—Saturday, July 24, 2021, 12:45–4:00 p.m.

Judging—Saturday, July 24, 2021, 1:00-5:00 p.m.

Check-out—Sunday, August 1, 2021, 3:00-6:00 p.m.

State Fair Entries – 1 entry from 50365 and 1 entry from 50366. All College & Career Readiness projects are premium eligible.

50365 Build Your Future: (Publication: *Build Your Future*) Develop a Career portfolio which includes the items listed below. Members are encouraged to spend more than one year involved in this project so they have time to thoroughly explore the learning modules and develop a greater understanding of planning and preparing for their future and develop a comprehensive career planning portfolio. The original OR photocopies of the completed activities from the project manual should be included in the portfolio. Each year enrolled in the project should build on previous year's learning experiences.

- **First Year** – Complete Activities 1-4 from the Build Your Future project manual which includes: Skills...Choices...Careers; Making Career Connections; Build Your Future Through Portfolios; and Education Pay\$.
- **Second Year** – Complete Activities 5-7 from the Build Your Future project manual which includes: Career FUNds; Turn Your 4-H Passion Into Profit; and Pounding the Pavement.
- **Third Year** – Complete Activities 8-9 from the Build Your Future project manual which includes: Putting the Pieces Together: Goals for the Future; and Pathways to Success.

50366 College & Career Ready4Life Challenge: (Open to 11-18 year-olds enrolled in any College & Career Project.) See the general project rules for class information.

COMMUNICATIONS

Check-in—Saturday, July 24, 2021, 12:45–4:00 p.m.

Judging—Saturday, July 24, 2021, 1:00-5:00 p.m.

Check-out—Sunday, August 1, 2021, 3:00-6:00 p.m.

State Fair Entries - 2 entries total from 50367, 50368 a-c, 50369; and 1 entry from 50370

50367 Creative Writing (Publication: *The Writer in You*)

Each member may submit only one entry per class. Each entry is to be typewritten on 8 ½ x 11 paper and include exhibitor's name. Entries must be original and **written for the 4-H project**. Stories should be double-spaced. Poems may be single-spaced.

- **Rhymed Poetry** – An interpretation of a subject in rhymed verse. Submit a collection of three poems.

- **Free Style Poetry**– An interpretation of a subject in unrhymed verse. Submit a collection of three poems.
- **Short Story**– A fiction piece comprised of three basic elements: a theme, a plot and characters. Submit one story, maximum length –2,000 words.
- **Essay**– A short nonfiction composition in which a theme is developed or an idea is expressed. Submit one essay, maximum length –500 words.
- **Feature Story** – Nonfiction human-interest story judged on interest to readers, writing style, readability, and thoroughness of coverage. Submit one story, maximum length –1,000 words.

50368a Communications 1: (Publication: *Communications Module 1*)

For 1st year enrolled in project: Exhibit a binder portfolio showcasing at least three activities from the project manual. Show basic activities and anything that extended lessons. For 2nd and 3rd years in project: Include everything from earlier years' work and add section showcasing at least four additional activities per year.

50368b Communications 2: (Publication: *Communications Module 2*)

For 1st year enrolled in project: Exhibit a binder portfolio showcasing at least three activities from the project manual. Show basic activities and anything that extended lessons. For 2nd and 3rd years in project: Include everything from earlier years' work and add section showcasing at least four additional activities per year.

50368c Communications 3: (Publication: *Communications Module 3*)

For 1st year enrolled in project: Exhibit a binder portfolio showcasing at least three activities from the project manual. Show basic activities and anything that extended lessons. For 2nd and 3rd years in project: Include everything from earlier years' work and add section showcasing at least four additional activities per year.

50369 Journalism: (Publication: *Journalism*)

Exhibit a binder portfolio showing the results of the appropriate year's activities noted below:

- **Year 1:** Accomplishments of a minimum of 5, 2-star activities from Part 1, answering all of the questions in the activities.
- **Year 2:** Results of doing a minimum of 5, 2-star activities in Part 2, answering all the questions in the activities.
- **Year 3:** Results of doing a minimum of 5, 3-star activities from Parts 1 and 2. One of the activities must include writing an advance story, a follow-up story, or a feature story.
- **Year 4:** Results of doing at least 2, 2-star activities and 3, 3-star activities from Part 3. If the activities include making an audio or videotape, please bring a way for the judge to listen to your tape.

50370 Communication Ready4Life Challenge: (Open to 11-18 year-olds enrolled in any Communications project.) See the general project rules for class information.

COMPUTER SCIENCE

Check-in—Saturday, July 24, 2021, 12:45–4:00 p.m.

Judging—Saturday, July 24, 2021, 1:00-5:00 p.m.

Check-out—Sunday, August 1, 2021, 3:00-6:00 p.m.

State Fair Entries – 3 entries from Computer Science classes 50159, 50160, 50161, 50162, and 1 entry from 50164. Beginning Visual Programming is not eligible for State Fair. All Computer Science classes are premium eligible.

Exhibitors may bring computer equipment for demonstration purposes. Computers will not be furnished. Internet connections are not available for use by exhibitors. Any member found to be using computer software in a manner that infringes on copyright laws will be disqualified.

All exhibits must include something visual, such as a printed copy of a digital presentation, which will remain on display during the exhibition. Electronic equipment will only be used during your personal judging time and will not remain on display during the entire exhibit period.

CO301 Beginning Visual Programming: (Open to youth in Computer Science Visual Based Programming)

(Publication: *Computer Science Through Scratch*) Exhibit a simple program using Scratch (or other simple graphic programming language). The program should include 8 different commands including looping and getting input from the keyboard and mouse. All exhibits must include something visual, such as a poster or printed copy of a digital presentation, which will remain on display during the exhibition. Electronic equipment will only be used during your personal judging time and will not remain on display during the entire exhibit period.

- 50159 Intermediate Visual Programming: (Open to youth in Computer Science Visual Based Programming)**
(Publication: *Computer Science Through Scratch*) Exhibit a program using Scratch (or other simple graphic programming) that you have downloaded from the internet and modified. Compare the two programs and demonstrate the changes you made to the original program; **OR** create an animated storybook using Scratch (or other simple graphical programming language). All exhibits must include something visual, such as a poster or printed copy of a digital presentation, which will remain on display during the exhibition. Electronic equipment will only be used during your personal judging time and will not remain on display during the entire exhibit period.
- 50160 Advance Visual Programming: (Open to youth in Computer Science Visual Based Programming)**
(Publication: *Computer Science Through Scratch*) Exhibit a video game you have created in Scratch (or other simple graphic programming). All exhibits must include something visual, such as a poster or printed copy of a digital presentation, which will remain on display during the exhibition. Electronic equipment will only be used during your personal judging time and will not remain on display during the entire exhibit period.
- 50161 Website Design: (Open to youth in Computer Science Visual or Text Based Programming)**
(Publication: *Computer Science Through Scratch & Downloads* at: go.illinois.edu/4Hcs) Exhibit an original website that you have designed. Internet access will not be provided, so exhibitors must supply their own internet hot spot or the website must be hosted on the exhibitor's computer. All exhibits must include something visual, such as a poster or printed copy of a digital presentation, which will remain on display during the exhibition. Electronic equipment will only be used during your personal judging time and will not remain on display during the entire exhibit period.
- 50162 Computer Open Source / Innovation CS: (Open to youth enrolled in Computer Science Text-Based Programming or robotics project).** (Publication: Downloads at: go.illinois.edu/4Hcs) Demonstrate the skills and knowledge you have gained through the Computer project. The exhibit may include, but isn't limited to, original works, objects, demonstrations, digital presentations, programs, websites, games, apps, performances, or posters which you have made. Choose whatever method best shows what you've learned. Your exhibit should not fit in the other exhibit options for this project. You must furnish any equipment you need for your exhibit. Internet service will not be provided for the exhibit. Exhibits in this class may also demonstrate successful application of open source (publicly available) computing software and/or hardware, such as Raspberry Pi and Linux, to accomplish a task. All exhibits must include something visual, such as a poster or printed copy of a digital presentation or programming flowchart, which will remain on display during the exhibition. Exhibits in this area will be judged on the computer science programming. Youth enrolled in a robotics project should choose this class if you want the exhibit to be judged on the programming of the robot. Electronic equipment will only be used during your personal judging time and will not remain on display during the entire exhibit period.
- 50164 Computer Science Ready4Life Challenge: (Open to 11-18 year-olds enrolled in any Computer project.)** See the general project rules for class information.

CONSUMER EDUCATION

Check-in—Saturday, July 24, 2021, 12:45–4:00 p.m.

Judging—Saturday, July 24, 2021, 1:00-5:00 p.m.

Check-out—Sunday, August 1, 2021, 3:00-6:00 p.m.

State Fair Entries – 2 entries from 50168 & 50169 and 1 from 50167. Entrepreneurship is not eligible for State Fair. All Consumer Education classes are premium eligible.

CO401 Entrepreneurship: Be the E! (Publication: *Be the “e” Entrepreneurship Activity Guide*)

Exhibit a binder portfolio or display that includes the results of at least two completed activities from each year exhibitor has been enrolled in the project. Completed activities from previous years should be included.

50168 My Financial Future – Beginner: (Publication: *My Financial Future Beginner*)

Develop a Financial Planning portfolio which includes the items listed below. This project can be completed all in one year; or a member may take several years to explore each of the activities and develop a more detailed financial plan. The original OR photocopies of the completed activities from the project manual should be included in the portfolio. Each year enrolled in the project should build on previous year experiences.

First Year – Complete Activities 1-6 from the My Financial Future – Beginner project manual which includes: Who Needs This?; Let's get SMART; Bringing Home the Bacon; Managing Your Money Flow; My Money Personality; and Money Decisions.

Second Year and Beyond – Complete Activities 7-11 from the My Financial Future – Beginner project

manual which includes: Banking your \$\$\$\$; Charging it Up; Check it Out; Better than a Piggy Bank!; and My Work; My Future.

50169 My Financial Future – Advanced: (Publication: *My Financial Future Advanced*)

Building on your previous work in My Financial Future – Beginner project, continue adding to your Financial Planning portfolio which includes the items listed below. Members are encouraged to spend more than one year involved in this project so they have time to thoroughly explore the learning modules and develop a greater understanding of financial literacy, planning for their future, and develop a comprehensive career and financial planning portfolio. The original OR photocopies of the completed activities from the project manual should be included in the portfolio. Each year enrolled in the project should build on previous year's learning experiences.

First Year – Complete two activities from Module 1: Earning Income and Career Planning and Module 2: Organizing Your Flow.

Second Year – Complete all activities not previously completed in Module 1: Earning Income and Career Planning and Module 2: Organizing Your Flow; **AND** a minimum of two of the activities from Module 3: Working with Banks and Credit Unions: Bank on It and Module 4: Making Your \$ Work 4 U.

Third Year and beyond – Complete all activities not previously completed in Module 3: Working with Banks and Credit Unions: Bank on It and Module 4: Making Your \$ Work 4 U; **AND** a minimum of two activities from Module 5: Credit and Consumer Breadcrumbs.

50167 Consumer Ed Ready4Life Challenge: (Open to 11-18 year-olds enrolled in any Consumer Education project.) See the general project rules for class information

CROPS

Check-in—Tuesday, July 27, 2021, 4:00 – 6:00 p.m.

Judging—Tuesday, July 27, 2021, 4:00 – 7:00 p.m.

Check-out--Sunday, August 1, 2021, 3:00-6:00 p.m.

State Fair Entries – 3 entries from classes 50170, 50171, 50172, 50173, and 1 from class 50175. All Crop classes are premium eligible.

Crops should be displayed in a bucket of water or plastic bag so judges can view the root system.

50170 Soybeans: (Publication: *Soybeans: 4-H Crops & Soils*)

Exhibit five fresh plants (include root system that is washed) that are representative of member's 4-H project field; **OR** exhibit an experimental or educational project related to one experience from your project. Include explanation of the project in a report for public understanding. Include the member's crop records with the exhibit, such as the 4-H Crop record found online @ 4h.extension.illinois.edu, an FFA crops record, or similar information.

50171 Corn: (Publication: *Corn: 4-H Crops & Soils*)

Exhibit two fresh plants of field corn (include root system that is washed), that is representative of member's 4-H project field; **OR** exhibit an experimental or educational project related to one experience from your project. Include explanation of the project in a report for public understanding. *Sweet corn should be exhibited in Vegetable Gardening* unless being raised under commercial contract by the exhibitor. Include the member's crop records with the exhibit, such as the 4-H Crop record, found online @ 4-H.illinois.edu, an FFA crops record, or similar information.

50172 Small Grains: (Publication: *Small Grains: Wheat, Oats, Barley, & Rye: 4-H Crops & Soils*)

Exhibit one gallon of the current year's crop of oats, wheat, rye, or barley that is representative of the member's 4-H project field; **OR** exhibit an experimental or educational project related to one experience from your project. Include explanation of the project in a report for public understanding. Include the member's crop records with the exhibit, such as the 4-H Crop record found online @ 4h.extension.illinois.edu, an FFA crops record, or similar information.

50173 Crops Innovation Class: (Open to youth enrolled in any Crops project.) Demonstrate the skills and knowledge you have gained through the Crops project. This could be related to, but not limited to crop production, crop utilization, or topics of interest to the member related to agronomy. The exhibit may include, but isn't limited to, original works, objects, demonstrations, digital presentations, programs, websites, games, apps, performances, or posters which you have made. Choose whatever method best shows what you've learned. Your exhibit should not fit in the other exhibit options for this project. You must furnish any equipment you need for your exhibit. Internet service will not be provided for the exhibit. All exhibits must include something visual, such as a printed copy of a digital presentation, which will remain on display

during the exhibition. Electronic equipment will only be used during your personal judging time and will not remain on display during the entire exhibit period.

50175 Crops Ready4Life Challenge: (Open to 11-18 year-olds enrolled in any Crops project.) See the general project rules for class information.

ELECTRICITY

Check-in—Saturday, July 24, 2021, 12:45–4:00 p.m.

Judging—Saturday, July 24, 2021, 1:00-5:00 p.m.

Check-out—Sunday, August 1, 2021, 3:00-6:00 p.m.

State Fair Entries – 3 entries from classes 50177, 50178, 50179, and 1 from class 50181. Electricity 4 is not State Fair eligible. All Electricity classes are premium eligible.

Projects using paper clips, cardboard, thumbtacks, & brads are not eligible for state fair exhibits in electricity. Members wishing to exhibit these types of projects should consider exhibiting in Junkdrawer Robotics 1 or 2. It is strongly suggested that members use recommended construction details including proper color coding provided by the Energy Education Council (EEC) that have been provided on the EEC 4-H website; <http://www.energycouncil.org/4-H.html>.

50177 Electricity 1: (Publication: *Magic of Electricity*)

(May only be battery-powered projects using battery components and wiring). Exhibit a:

- momentary switch,
- simple switch,
- basic circuit,
- electromagnet,
- galvanometer, **OR**
- an electric motor.

Projects must include a report explaining how the project was constructed and the principles demonstrated. Recommendations can be found on the EEC website.

50178 Electricity 2: (Publication: *Investigating Electricity*)

(May only be battery-powered projects using battery components and wiring) Exhibit a:

- circuit board demonstrating parallel and series switches, including a circuit diagram;
- 3-way or 4-way switch circuit using DC/battery; **OR**
- a basic electrical device (examples: rocket launcher, burglar alarm, etc.).

All projects must include a report explaining how the project was constructed and the principles demonstrated. Recommendations can be found on the EEC website.

50179 Electricity 3: (Publication: *Wired For Power*) Exhibit a:

- 120V lighting fixture or other appliance which uses a switch; **OR**
- two electrical household circuits using 120V materials to comply with National Electrical Code, one with a simple on/off switch to control bulb, and one using 3-way switches to control light from two locations; **OR**
- other project which demonstrates principles in the *Wired for Power* book.

All electricity projects must include a report, explaining how the project was constructed, and principles for its operation. Recommendations can be found on the EEC website.

CO501 Electricity 4: (Publication: *Entering Electronics*)

Exhibit any electronic or solid state appliance. All electricity projects must include a report, explaining how the project was constructed, and principles for its operation. Exhibitor must be able to explain how the project was constructed, how it is to be used, and how it works. When project is being constructed, general safety and workmanship should be considered.

50181 Electricity Ready4Life Challenge: (Open to 11-18 year-olds enrolled in any Electricity project.) See the general project rules for class information.

ENTOMOLOGY

Check-in—Saturday, July 24, 2021, 12:45–4:00 p.m.

Judging—Saturday, July 24, 2021, 1:00-5:00 p.m.

Check-out—Sunday, August 1, 2021, 3:00-6:00 p.m.

Size and number of exhibit cases should relate appropriately to the number of insects being displayed for a specified class. Cases should be no deeper than 4". Cases should be displayed with a glass or plastic cover on the box. Exhibitors should note that Entomology exhibits may be placed UPRIGHT for display.

ENTOMOLOGY GENERAL

State Fair Entries – 2 entries from classes 50183, 50184, 50185, 50186 and 1 entry from 50187. All Entomology classes are premium eligible.

50183 Entomology 1: (Publication: *Teaming with Insects Level 1*)

Exhibit 15 or more species representing four or more orders. Collection must be accurately labeled. Exhibitors must also include the Entomology 1 project manual, with at least one completed activity for each year enrolled. The project manual must be included. Rules for pinning and labeling insects are available from the Extension office.

50184 Entomology 2: (Publication: *Teaming with Insects Level 2*)

Exhibit 30 or more species representing eight or more orders. Collection must be accurately labeled. Exhibitors must also include the Entomology 2 project manual, with at least one completed activity for each year enrolled. The project manual must be included. Rules for pinning and labeling insects are available from the Extension office.

50185 Entomology 3: (Publication: *Teaming with Insects Level 3*)

Exhibit 60 or more species representing twelve or more orders. Collection must be accurately labeled. Exhibitors must also include the Entomology 3 project manual, with at least one completed activity for each year enrolled. The project manual must be included. Rules for pinning and labeling insects are available from the Extension office.

50186 Entomology Display: (Open to youth enrolled in Entomology 1, Entomology 2, or Entomology 3)

Exhibit any activity or display related to Entomology that does not fit into Entomology Classes 1, 2, or 3 above. The exhibit may include, but isn't limited to, original works, objects, demonstrations, digital presentations, programs, websites, games, apps, performances, or posters which you have made. Choose whatever method best shows what you've learned. You must furnish any equipment you need for your exhibit. Internet service will not be provided for the exhibit. All exhibits must include something visual, such as a printed copy of a digital presentation, which will remain on display during the exhibition. Electronic equipment will only be used during your personal judging time and will not remain on display during the entire exhibit period.

50187 Entomology Ready4Life Challenge: (Open to 11-18 year-olds enrolled in any Entomology project.)

See the general project rules for class information.

ENTOMOLOGY BEEKEEPING

State Fair Entries - 2 entries total from Classes 50188, 50189, 50190; and 1 entry from 50191.

Create an exhibit that shows the public what you learned in the beekeeping project this year. **Note:** No bee hives may be exhibited. (Honey moisture content will be measured.) Fill level: the honey should be filled to the jar shoulder, not over, nor under. Chunk honey should go in a wide-mouth jar, preferably one specially made for chunk honey (see beekeeping catalogs). Be careful to distinguish "chunk honey" (comb in jar) from "cut comb" (comb only in plastic box). *Honey exhibited (including chunk, cut comb, and sections) must be collected since the previous year's fair.*

50188 Beekeeping 1 (Publication: *Understanding the Honey Bee*)

Exhibit an educational display for one (1) of the following:

- Flowers Used to Make Honey. Display pressed flowers from ten (10) different Illinois plants that bees use for making honey.
- Uses of Honey and Beeswax.
- Setting Up a Bee Hive.
- Safe Handling of Bees.
- Equipment needed by a Beekeeper.

50189 Beekeeping 2: (Working with Honey Bees)

Exhibit one (1) of the following:

- Extracted Honey: Three (3) 1# jars, shown in glass, screw-top jars holding 1 # of honey each.
- Chunk honey (comb in jar): Three (3) 1# jars (wide-mouth glass jars).
- Cut-comb honey: Three (3) 1# boxes (boxes are usually 4 ½" x 4 ½").
- Section honey: three (3) sections of comb honey (in basswood boxes or Ross rounds).
- Working with Honey Bees. Present a topic from your project manual to teach fairgoers about working with honey bees. Use your knowledge and creativity to display this information on a poster or in a notebook.

50190 Beekeeping 3: (Advanced Beekeeping Methods)

Exhibit three (3) of the five (5) kinds of honey listed below (#1-5) or prepare an educational display about honey bees or beekeeping.

1. Extracted Honey: Three (3) 1# jars in glass, screw-top jars holding 1 # of honey each.
2. Chunk Honey (comb in a jar): Three (3) 1# jars (wide-mouth glass)
3. Cut-comb Honey: Three (3) 1# boxes (boxes are usually 4 ½" x 4 ½" in size).
4. Comb Honey- 3 sections (honey built by bees in frames of wood commonly called "sections" (boxes are usually 4 ½" x 4 ½" in size)
5. Section honey: three (3) sections of comb honey (in basswood boxes or Ross rounds)
6. Prepare an educational display about honey bees or beekeeping.

50191 Entomology Beekeeping Ready4Life Challenge: (Open to 11-18 year-olds enrolled in any Entomology project) See the General Projects rules for class information.

ESPORTS

Check-in—Saturday, July 24, 2021, 12:45–4:00 p.m.

Judging—Saturday, July 24, 2021, 1:00-5:00 p.m.

Check-out—Sunday, August 1, 2021, 3:00-6:00 p.m.

State Fair Entries - 3 entries from 50430.

All exhibitors must complete all activities in the Illinois 4-H eSports Pilot Curriculum. All classes are premium eligible.

Exhibitors may bring computer equipment for demonstration purposes. Computers will not be furnished. Internet connections are not available for use by exhibitors. Any member found to be using computer software in a manner that infringes on copyright laws will be disqualified.

All exhibits must include something visual, such as a printed copy of a digital presentation, which will remain on display during the exhibition. Electronic equipment will only be used during your personal judging time and will not remain on display during the entire exhibit period.

50430 eSports (Publication: Illinois 4-H eSports Pilot Curriculum at <https://go.illinois.edu/esportspilot>)

Compete in at least 1 ranked tournament online or in person (either as a team or solo), and fully document your progress throughout. Any game with a documentable bracket system, at least 3 rounds and a prize count. Be sure to include a description of the tournament, your match information, your win-loss record, and description of the game and platform being used to play the game (Ram requirements/capabilities of your machine, video card specs., etc.). Prepare a PowerPoint presentation describing your journey through eSports (including your 1 mandatory tournament), what you have learned about gaming/eSports, and why you think more youth should be involved. Also include a detailed description of your most important win, explaining your strategy in that victory. Be sure to include screenshots and video, if possible. Load your presentation to a USB drive, and be sure to add narration if uploading for virtual exhibition.

EXPLORATORY

Check-in—Saturday, July 24, 2021, 12:45–4:00 p.m.

Judging—Saturday, July 24, 2021, 1:00-5:00 p.m.

Check-out—Sunday, August 1, 2021, 3:00-6:00 p.m.

State Fair Entries: Exploratory Projects are not eligible for State Fair. Welcome to 4-H and Collectibles are premium eligible. Exploratory Club project not premium eligible.

CO601 Exploratory (Welcome to 4-H): (Publication: *Welcome to 4-H*)

Youth ages 8 – 10 may exhibit a display on one of the following topics from the project book: windowsill gardening, 4-H animals, 4-H family, or coat of arms.

CO602 Collectibles: (Publication: *My Favorite Things*)

Bring your completed project book and your collection or examples of your collection (if it's too large to bring) with pictures of total collection, OR an exhibit or poster illustrating one feature of the project.

CLUB1 Exploratory: (Open to clubs and groups whose members are enrolled in Exploratory) See the Club Projects division for class information.

FAMILY HERITAGE

Check-in—Saturday, July 24, 2021, 12:45–4:00 p.m.

Judging—Saturday, July 24, 2021, 1:00-5:00 p.m.

Check-out—Sunday, August 1, 2021, 3:00-6:00 p.m.

State Fair Entries – 1 entry from 50197; and 1 entry from 50199. All classes are premium eligible.

50197 Family Heritage (Publication: *Family History Treasure Hunt*)

Prepare an exhibit of items, pictures, maps, charts, slides/tapes, drawings, illustrations, writings or displays that depict the heritage of the member's family or community or 4-H history. Please note: Exhibits are entered at 4-H'ers own risk. 4-H is not responsible for loss or damage to family heirloom items or any items in this division. Displays should not be larger than 22" x 28" wide. If the size needs to be a different size because the historical item is larger than 22"x28" please contact the superintendents for approval.

50199 Family Heritage Ready4Life Challenge (Open to 11- to 18-year-olds enrolled in any Family Heritage project) See the General Projects rules for class information.

FLORICULTURE

Check-in—Tuesday, July 27, 2021, 4:00 – 6:00 p.m.

Judging—Tuesday, July 27, 2021, 4:00 – 7:00 p.m.

Check-out--Sunday, August 1, 2021, 3:00-6:00 p.m.

State Fair Entries – 3 entries from classes 50192, 50193, 50194, 50195, 50196 and 1 entry from 50198. All Floriculture classes are premium eligible.

50192 Floriculture A: (Publication: *Floriculture Level A*)

Exhibit **one** of the following options:

1. Create a flower arrangement; either a round arrangement or a bud vase. No silk flowers are permitted.
2. Create a photo collage or a collection of pictures of flowers that you have raised. Label your flowers by name and tell if you started with a seed, cutting, or transplants. Mount pictures on a poster board.
3. Exhibit in one container, 3 stems of blooms - each with attached foliage. Foliage that would go inside the container may be removed. All three blooms or stems should be the same variety, color, shape, and size and must have been grown from seed, young seedling plants, bulbs, or rhizomes by the exhibitor. (NOTE: Exhibitors choosing lilies should include no more than 2/3 of foliage for their exhibit.)

50193 Floriculture B: (Publication: *Floriculture Level B*)

Exhibit **one** of the following options:

1. Display a mixed planter that may include herbs with foliage plants and/or flowering plants. The planter should include three or more kinds of plants. The container exhibit space must not exceed 18"x18".
2. Create an artistic display of dried flowers and/or herbs explaining how each was dried; **OR**
3. Create a photo collage or collection of pictures of plants from your theme garden. Label your plants by name and explain how the plants were chosen to fit the theme.

50194 Floriculture C: (Publication: *Floriculture Level C*)

Exhibit one of the following options:

1. Create a terrarium. Selected plants should be started by the exhibitor from cuttings, or seeds, or as purchased plugs. The terrarium must be cared for by the exhibitor for at least 5 months. Exhibitor should be able to explain the different plant, soil, and environmental needs and watering requirements of a closed system.

2. Exhibit a plant that you propagated from cuttings, layering or division, or started from seed. Create a photo board showing the progression of growth. For tips on vegetative propagation of houseplants, go to resources at the bottom of the page: <https://4h.extension.illinois.edu/members/projects/horticulture>

50195 Floriculture D: (Publication: *Floriculture Level D*)

Exhibit one of the following options:

1. Create a centerpiece around a theme such as a wedding, holiday, birthday, etc. No silk flowers are permitted.
2. Create an exhibit of forced bulbs in a pot.

50196 Floriculture Display: (Open to youth enrolled in Floriculture A, Floriculture B, Floriculture C, and Floriculture D) Present an exhibit of the member's choice that focuses on some aspect of floriculture which does not fit in the categories above. The exhibit may include, but isn't limited to, dish gardens, original works, objects, demonstrations, digital presentations, programs, websites, games, apps, performances, or posters which you have made. Choose whatever method best shows what you've learned. You must furnish any equipment you need for your exhibit. Internet service will not be provided for the exhibit. All exhibits must include something visual, such as a printed copy of a digital presentation, which will remain on display during the exhibition. Electronic equipment will only be used during your personal judging time and will not remain on display during the entire exhibit period.

50198 Floriculture Ready4Life Challenge: (Open to 11-18 year-olds enrolled in any Floriculture project.) See the general project rules for class information.

FORESTRY

Check-in—Saturday, July 24, 2021, 12:45–4:00 p.m.

Judging—Saturday, July 24, 2021, 1:00-5:00 p.m.

Check-out—Sunday, August 1, 2021, 3:00-6:00 p.m.

State Fair Entries – 1 entry from classes 50212, 50213, 50214, and 1 entry from 50216. All classes are premium eligible.

50212 Forests of Fun 1: (Publication: *Follow the Path*)

Exhibit any product or display illustrating an activity from the book. The exhibit may include, but isn't limited to, original works, objects, demonstrations, digital presentations, programs, websites, games, apps, performances, or posters which you have made. Choose whatever method best shows what you've learned. You must furnish any equipment you need for your exhibit. Internet service will not be provided for the exhibit. All exhibits must include something visual, such as a printed copy of a digital presentation, which will remain on display during the exhibition. Electronic equipment will only be used during your personal judging time and will not remain on display during the entire exhibit period.

50213 Forests of Fun 2: (Publication: *Reach for the Canopy*)

Exhibit any product or display illustrating an activity from the book. The exhibit may include, but isn't limited to, original works, objects, demonstrations, digital presentations, programs, websites, games, apps, performances, or posters which you have made. Choose whatever method best shows what you've learned. You must furnish any equipment you need for your exhibit. Internet service will not be provided for the exhibit. All exhibits must include something visual, such as a printed copy of a digital presentation, which will remain on display during the exhibition. Electronic equipment will only be used during your personal judging time and will not remain on display during the entire exhibit period.

50214 Forests of Fun 3: (Publication: *Explore the Deep Woods*)

Exhibit any product or display illustrating an activity from the book. The exhibit may include, but isn't limited to, original works, objects, demonstrations, digital presentations, programs, websites, games, apps, performances, or posters which you have made. Choose whatever method best shows what you've learned. You must furnish any equipment you need for your exhibit. Internet service will not be provided for the exhibit. All exhibits must include something visual, such as a printed copy of a digital presentation, which will remain on display during the exhibition. Electronic equipment will only be used during your personal judging time and will not remain on display during the entire exhibit period.

50216 Forestry Ready4Life Challenge: (Open to 11-18 year-olds enrolled in any Forestry project.) See the general project rules for class information.

GEOLOGY

Check-in—Saturday, July 24, 2021, 12:45–4:00 p.m.

Judging—Saturday, July 24, 2021, 1:00-5:00 p.m.

Check-out—Sunday, August 1, 2021, 3:00-6:00 p.m.

State Fair Entries – 3 entries from classes 50218, 50219, 50220, 50221, 50222, and 1 entry from 50224. All Geology classes are premium eligible.

Size and number of exhibit cases should relate appropriately to the number of specimens being displayed for a specified class. Specimens are not limited to Illinois locations.

50218 Pebble Pups 1: (Publication: *Geology – Introduction to the Study of the Earth*)

Display 8 to 19 rocks and mineral specimens with three minerals in the collections. Collection may include duplications that show variations. Label collection and note where found.

50219 Pebble Pups 2: (Publication: *Geology – Introduction to the Study of the Earth*)

Display at least 20, but no more than 29, rocks and mineral specimens with seven minerals in the collections. Collection may include duplications that show variations. Label collection and note where found.

50220 Rock Hounds 1: (Publication: *Geology – Introduction to the Study of the Earth*)

Display at least 30, but no more than 40, rocks and mineral specimens with ten minerals in the collection. Rocks should include at least three igneous, two metamorphic, and three sedimentary groups. Label collection and note where found.

50221 Rock Hounds 2: (Publication: *Geology – Introduction to the Study of the Earth*)

Display at least 41, no more than 50, specimens that have been selected to illustrate a specific theme of the exhibitor's choosing. Be creative. Sample categories could include (but are not limited to): industrial minerals and their uses; a specific rock group and the variety that occurs in that group, including some minerals that occur in that environment; select fossils traced through the geologic ages; minerals and their crystal habits; rocks and minerals used in the lapidary arts.

50222 Geology Innovation Class: (Open to youth enrolled in Geology.) Demonstrate the skills and knowledge you have gained through the Geology project. Exhibit may be the result of knowledge gained from project manuals; independent study about Illinois rock(s) and mineral(s), interaction with geology professionals; and/or individual exploration in the area of geology. The exhibit may include, but isn't limited to, original works, objects, demonstrations, digital presentations, programs, websites, games, apps, performances, or posters which you have made. Choose whatever method best shows what you've learned. Your exhibit should not fit in the other exhibit options for this project. You must furnish any equipment you need for your exhibit. Internet service will not be provided for the exhibit. All exhibits must include something visual, such as a printed copy of a digital presentation, which will remain on display during the exhibition. Electronic equipment will only be used during your personal judging time and will not remain on display during the entire exhibit period.

50224 Geology Ready4Life Challenge: (Open to 11-18 year-olds enrolled in any Geology project.) See the general project rules for class information.

HEALTH

Check-in—Saturday, July 24, 2021, 12:45–4:00 p.m.

Judging—Saturday, July 24, 2021, 1:00-5:00 p.m.

Check-out—Sunday, August 1, 2021, 3:00-6:00 p.m.

State Fair Entries – 3 entries from classes 50226, 50227, 50228, 50229, and 1 entry from 50231. CO301 not eligible for State Fair. All Health classes are premium eligible.

Project books are required during judging only. If you leave your project book after conference judging, it must be attached to your project, and labeled with your name.

50226 Health 1: (Publication: *First Aid in Action*) Select four First Aid Skills and complete the activities for that section. Bring the project book and be prepared to discuss the completed sections. Exhibit a family first aid kit and be prepared to explain what each item is used for.

- 50227 Health 2:** (Publication: *Staying Healthy*) Select four Staying Healthy skills and complete the activities for that section. Bring the project book and be prepared to discuss the completed sections. Exhibit a “smarts” project as explained in the project manual.
- 50228 Health 3:** (Publication: *Keeping Fit*) Select four Keeping Fit Skills and complete the activities for that section. Bring the project book and be prepared to discuss the completed sections. Exhibit a poster or display on one of the Keeping Fit Skills.
- 50229 Health Innovation Class: (Open to youth enrolled in Health 1, 2, or 3)** Demonstrate the skills and knowledge you have gained through the Health project. The exhibit may include, but isn't limited to, original works, objects, demonstrations, digital presentations, programs, websites, games, apps, performances, or posters which you have made. Choose whatever method best shows what you've learned. Your exhibit should not fit in the other exhibit options for this project. You must furnish any equipment you need for your exhibit. Internet service will not be provided for the exhibit. All exhibits must include something visual, such as a printed copy of a digital presentation, which will remain on display during the exhibition. Electronic equipment will only be used during your personal judging time and will not remain on display during the entire exhibit period.
- 50231 Health Ready4Life Challenge: (Open to 11-18 year-olds enrolled in any Health project.)** See the general project rules for class information.
- CO301 Health - Your Thoughts Matter – Navigating Mental Health**
Prepare an exhibit that demonstrates the knowledge and understanding gained through completion of the Your Thoughts Matter Member Project Guide. Exhibit the following 1) a poster or display that highlights activities and knowledge gained as you completed any two of activities 1 – 9 included in the curriculum; AND 2) the item you created in Activity 10 - the flyer, website, video, or other promotional tool that points individuals to the resources you found. To exhibit in this project area, 4-H members must have been involved in a 4-H Your Thoughts Matter SPIN Club experience.

INTERCULTURAL

Check-in—Saturday, July 24, 2021, 12:45–4:00 p.m.

Judging—Saturday, July 24, 2021, 1:00-5:00 p.m.

Check-out—Sunday, August 1, 2021, 3:00-6:00 p.m.

State Fair Entries – 1 individual entry from 50233; 1 individual entry from 50234; 1 individual entry from 50236 and 1 club entry from 50235. All individual classes are premium eligible. Club entries are not premium eligible.

ALL Items in the display (including the project book) must be attached to the display board.

- 50233 Passport to the World, Individual:** (Publication: *4-H Passport To The World*)
Prepare a display illustrating what you have learned about a country's or U.S. region's geography, economy, agriculture, people, language, housing, culture, music, crafts, clothing, holidays, or other aspect. Exhibit should be educational in nature and should not promote one's beliefs over another person's beliefs. The exhibit may include, but isn't limited to, original works, objects, demonstrations, digital presentations, programs, websites, games, apps, performances, or posters which you have made. Choose whatever method best shows what you've learned. You must furnish any equipment you need for your exhibit. Internet service will not be provided for the exhibit. All exhibits must include something visual, such as a printed copy of a digital presentation, which will remain on display during the exhibition. Electronic equipment will only be used during your personal judging time and will not remain on display during the entire exhibit period. Include the project manual with completed sections that pertain to the exhibit information. Due to space restrictions, exhibits are limited to 2' 6" wide and 15" deep.
- 50234 Diversity & Cultural Awareness:** (Publication: *Seeing i2i – Adventures in Diversity and Culture*).
Create a display or binder portfolio that illustrates the results of a minimum of three (3) completed activities from the project book. Due to space restrictions, exhibits are limited to 2' 6" wide and 15" deep.
- 50235 Intercultural, Club, Includes Passport to the World, Diversity & Cultural Awareness, and Latino Cultural Arts Projects: (Open to clubs and groups whose members are enrolled in Intercultural)** (Publication includes: *4-H Passport to the World, Seeing i2i-Adventures in Diversity and Culture*) See the Club Projects division for class information.
- 50236 Intercultural Ready4Life Challenge: (Open to 11-18 year-olds enrolled in Passport to the World project.)** See the general project rules for class information.

INTERIOR DESIGN

Check-in—Saturday, July 24, 2021, 12:45–4:00 p.m.

Judging—Saturday, July 24, 2021, 1:00-5:00 p.m.

Check-out—Sunday, August 1, 2021, 3:00-6:00 p.m.

State Fair Entries – 2 entries from classes 50242, 50243, 50244, 50245 and 1 entry from 50247. All Interior Design classes are premium eligible.

50242 Design Decisions, Beginning: (Publication: *Design Decisions*)

Any exhibit must have been created or redesigned by the exhibitor as part of their current Interior Design 4-H project. Exhibitors should be knowledgeable about various aspects of the project. Exhibits could include items such as, but not limited to, comparison studies of different products or techniques; made accessories, wall-hangings, window coverings, or furniture items; refinished or redesigned furniture; or a plan to solve some type of interior design problem. Exhibit should be appropriate to the exhibitor's age, skills and ability in this project.

50243 Design Decisions, Intermediate: (Publication: *Design Decisions*)

Any exhibit must have been created or redesigned by the exhibitor as part of their current Interior Design 4-H project. Exhibitors should be knowledgeable about various aspects of the project. Exhibits could include items such as, but not limited to, comparison studies of different products or techniques; made accessories, wall-hangings, window coverings, or furniture items; refinished or redesigned furniture; or a plan to solve some type of interior design problem. Exhibit should be appropriate to the exhibitor's age, skills and ability in this project.

50244 Design Decisions, Advanced: (Publication: *Design Decisions*)

Any exhibit must have been created or redesigned by the exhibitor as part of their current Interior Design 4-H project. Exhibitors should be knowledgeable about various aspects of the project. Exhibits could include items such as, but not limited to, comparison studies of different products or techniques; made accessories, wall-hangings, window coverings, or furniture items; refinished or redesigned furniture; or a plan to solve some type of interior design problem. Exhibit should be appropriate to the exhibitor's age, skills and ability in this project.

50245 Interior Design Innovation Class: (Open to youth enrolled in Interior Design.) Demonstrate the skills and knowledge you have gained through the Interior Design project. The exhibit may include, but isn't limited to, original works, objects, demonstrations, digital presentations, programs, websites, games, apps, performances, or posters which you have made. Choose whatever method best shows what you've learned. Your exhibit should not fit in the other exhibit options for this project. You must furnish any equipment you need for your exhibit. Internet service will not be provided for the exhibit. All exhibits must include something visual, such as a printed copy of a digital presentation, which will remain on display during the exhibition. Electronic equipment will only be used during your personal judging time and will not remain on display during the entire exhibit period.

50247 Interior Design Ready4Life Challenge: (Open to 11-18 year-olds enrolled in any Interior Design project.) See the general project rules for class information.

LEADERSHIP

Check-in—Saturday, July 24, 2021, 12:45–4:00 p.m.

Judging—Saturday, July 24, 2021, 1:00-5:00 p.m.

Check-out—Sunday, August 1, 2021, 3:00-6:00 p.m.

State Fair Entries – 3 entries from classes 50249, 50250, 50251, 50252 and 1 entry from 50255. All individual Leadership classes are premium eligible. Club entries are ineligible for premiums.

50249 Leadership 1: (Publication: *Leadership Skills You Never Outgrow 1*)

Create a binder portfolio with a minimum of four (4) completed activities each year from the areas noted below. Build upon your previous year's work. Photocopies or original pages of the completed activities from the book should be included in the portfolio.

First Year – One activity from each of the following sections: Understanding Self; Communication; and Getting Along with Others, plus one of exhibitor's choice from the manual.

Second Year – One activity from each of the following sections: Getting Along with Others; Learning to Learn; and Making Decisions, plus one of exhibitor's choice from the manual.

Third Year – One activity from each of the following sections: Making Decisions; Managing; and Working with Groups, plus one of exhibitor’s choice from the manual.

50250 Leadership 2: (Publication: *Leadership Skills You Never Outgrow 2*)

Building upon your previous work, continue adding to your binder portfolio with a minimum of four (4) completed activities each year from the areas noted below. Photocopies or original pages of the completed activities from the book should be included in the portfolio.

First Year – One activity from each of the following sections: Understanding Self; Communication; and Getting Along with Others, plus one of exhibitor’s choice from the manual.

Second Year – One activity from each of the following sections: Getting Along with Others; Learning to Learn; and Making Decisions, plus one of exhibitor’s choice from the manual.

Third Year – One activity from each of the following sections: Making Decisions; Managing; and Working with Groups, plus one of exhibitor’s choice from the manual.

50251 Leadership 3: (Publication: *Leadership Skills You Never Outgrow 3*)

Building upon your previous work, continue adding to your binder portfolio with a minimum of four (4) completed activities each year from the areas noted below. Photocopies or original pages of the completed activities from the book should be included in the portfolio.

First Year – One activity from each of the following sections: Understanding Self; Communication; and Getting Along with Others, plus one of exhibitor’s choice from the manual.

Second Year – One activity from each of the following sections: Getting Along with Others; Learning to Learn; and Making Decisions, plus one of exhibitor’s choice from the manual.

Third Year – One activity from each of the following sections: Making Decisions; Managing; and Working with Groups, plus one of exhibitor’s choice from the manual.

50252 Leadership Innovation Class: (Open to youth enrolled in Leadership.) Demonstrate the skills and knowledge you have gained through the Leadership project. **Your exhibit should not fit in the other exhibit options for this project.** The exhibit may include, but isn’t limited to, original works, objects, demonstrations, digital presentations, programs, websites, games, apps, performances, or posters which you have made. Choose whatever method best shows what you’ve learned. You must furnish any equipment you need for your exhibit. Internet service will not be provided for the exhibit. All exhibits must include something visual, such as a printed copy of a digital presentation, which will remain on display during the exhibition. Electronic equipment will only be used during your personal judging time and will not remain on display during the entire exhibit period.

50254 Leadership Group: (Open to clubs and groups whose members are enrolled in What’s Leadership?) See the Club Projects division for class information.

50255 Leadership Ready4Life Challenge: (Open to 11-18 year-olds enrolled in any Leadership project.) See the general project rules for class information.

MAKER

Check-in—Saturday, July 24, 2021, 12:45–4:00 p.m.

Judging—Saturday, July 24, 2021, 1:00-5:00 p.m.

Check-out—Sunday, August 1, 2021, 3:00-6:00 p.m.

State Fair Entries – 3 entries TOTAL combined from all Maker exhibit divisions

(Aerospace, Animal Science, Bicycle, Child Development, Civic Engagement, Clothing & Textiles, College & Career Readings, Communications, Computer Science, Consumer Ed, Crops, Electricity, Entomology, ESports Beekeeping, Family Heritage, Floriculture, Foods, Forestry, Geology, Health, Intercultural, Interior Design, Leadership, Natural Resources, Photography, Plants & Soils, Robotics, Shooting Sports, Small Engines, 3-D Printing & Design, UAV, Theatre Arts, Tractor, Vegetable Gardening, Vet Science, Video, Visual Arts, Weather, Welding, Woodworking).

50400 (Publication: DIY Make and Build at <https://go.illinois.edu/DiyMakeBuild>)

Exhibits in this category are designed to be multi-disciplinary in nature, innovative, and must not fit into any other exhibit category. To qualify for this category, your project MUST abide by the following guidelines:

- Exhibitors must complete the DIY Make & Build Curriculum, and answer all the questions at the end of each lesson. You must display (or upload if virtual) your answers to these questions, as well as your Maker Log from the DIY Make and Build curriculum.

- Exhibits must be an object or device that has an intended purpose and uses technology in either a mechanical way, digital (computer) way, or combination of the two. Your device or object **cannot** be one of the included activities in the DIY Make and Build Curriculum.
- The device must be something that can be used in everyday life by multiple people (a target audience), and **MUST** be manufactured/built by the exhibitor (If not fully manufactured by the exhibitor, the device **MUST** be modified structurally or be reprogrammed to perform a different function other than what it was designed to do).
- Exhibits **MUST** be able to interact with the outside world. (e.g. an on off switch, input sensors, feedback, etc.)
- Exhibits **MUST** include a detailed build log with instructions on how to make or build the exhibit, **AND** contain either a 3D rendering or detailed and labeled sketches of the device/product.
- All parts and software used in the design/build **MUST** be listed in a detailed Bill of Materials including cost per item and total cost. Total time spent on the build must be documented in your build log.

In addition, exhibitors are **HIGHLY** encouraged to use tools such as 3-D printers, laser cutters, routers and/or other hand/power tools to help in the manufacturing process (**NOTE: Simply 3-D printing or laser cutting an object without the other specifications does not qualify as a Maker Project**). It is also **HIGHLY** encouraged that exhibits use Open Source software and/or hardware in the build.

NATURE: NATURAL RESOURCES & OUTDOOR ADVENTURES

Check-in—Saturday, July 24, 2021, 12:45–4:00 p.m.

Judging—Saturday, July 24, 2021, 1:00-5:00 p.m.

Check-out—Sunday, August 1, 2021, 3:00-6:00 p.m.

State Fair Entries – 3 entries from classes 50256, 50257, 50258, 50259 and 1 entry from 50267. All classes are premium eligible.

Electricity and water are **NOT** available for these displays. **NO live animals or reptiles are permitted in these exhibits.**

50256 Natural Resources 1: (Publication: *Step Into Nature*)

Exhibit any item or display developed from the project book.

50257 Natural Resources 2: (Publication: *Explore the Natural World*)

Exhibit any item or display developed from the project book.

50258 Natural Resources 3: (Publication: *Blaze the Trail*)

Exhibit any item or display developed from the project book.

50259 Outdoor Adventures: (Publications: *Hiking Trails, Camping Adventures, & Backpacking Expeditions*)

Exhibit a display illustrating an activity completed from the project manual.

50267 Natural Resources Ready4Life Challenge: (Open to 11-18 year-olds enrolled in any Natural Resources & Outdoor Adventures project.) See the general project rules for class information.

NATURE: FISHING AND WILDLIFE

Check-in—Saturday, July 24, 2021, 12:45–4:00 p.m.

Judging—Saturday, July 24, 2021, 1:00-5:00 p.m.

Check-out—Sunday, August 1, 2021, 3:00-6:00 p.m.

State Fair Entries – 3 entries from classes 50260, 50261, 50262, 50263, 50265, 50266 and 1 entry from 50291. Exploring Your Environment is not eligible for State Fair. All classes are premium eligible.

50260 Sportsfishing 1: (Publication: *Take the Bait*)

Exhibit a product or display made to complete an activity in the *Take the Bait* project manual. This could include, but is not limited to, displays on: different types of fishing tackle, identifying different baits and their uses (no actual bait, please), or identifying the anatomy of a fish. For safety reasons, lures must be placed in a plastic case.

50261 Sportsfishing 2: (Publication: *Reel in the Fun*)

Exhibit a product or display made to complete an activity in the *Reel in the Fun* project manual. This could include, but is not limited to, displays on: different types of knots or rigs and their use; a collection of fishing

lures, labeled with their use; or information on preparing and cooking fish (not recipes). For safety reasons, lures must be placed in a plastic case.

50262 Sportsfishing 3: (Publication: *Cast Into The Future*)

Exhibit a product or display made to complete an activity in the *Cast into the Future* project manual. This could include, but is not limited to, displays on: making artificial flies and lures; researching effects of water temperature; sportsfishing careers; or identifying insects that fish eat. For safety reasons, lures must be placed in a plastic case.

50266 Wildlife1: (Publication: *4-H Wildlife Science Level 1*)

Exhibit any activity developed from the project manual. (Ex: Identify different wildlife habitats.) Within the exhibit, explain the importance of knowing the information shared.

50263 Wildlife 2: (Publication: *4-H Wildlife Science Level 2*)

Exhibit any activity developed from the project manual. (Ex: Create a display of the life history of an animal.) Within the exhibit, explain the importance of and concept behind the exhibit.

50265 Wildlife 3: (Publication: *4-H Wildlife Science Level 3*)

Exhibit any activity developed from the project manual. Be able to explain the importance of and concept behind the exhibit.

50291 Fishing & Wildlife Ready4Life Challenge: (Open to 11-18 year-olds enrolled in any Fishing & Wildlife project.) See the general project rules for class information.

CO801 Exploring Your Environment 1: (Publication: *Ecosystem Services*)

Prepare a display or poster that illustrates an activity from the project manual. The display should demonstrate an understanding of natural and/or manmade environments, how humans affect the environment, or how the environment affects our lives. Include your project manual that documents activity recordkeeping, your answers to activity questions, and details the exhibitor's thoughts and ideas.

CO802 Exploring Your Environment 2: (Publication: *Earth's Capacity*)

Prepare a display or poster that illustrates an activity from the project manual. The display should demonstrate an understanding of one of the following: stewardship of natural resources, investigating greenhouse effects on living organisms, methods of reducing or managing waste in your home or community, or calculating your ecological footprint. Include your project manual that documents activity recordkeeping, your answers to activity questions, and details the exhibitor's thoughts and ideas.

PHOTOGRAPHY

Check-in—Friday, July 23, 2021, 12:45–4:00 p.m.

Judging—Friday, July 23, 2021, 1:00-5:00 p.m.

Check-out—Sunday, August 1, 2021, 3:00-6:00 p.m.

State Fair Entries – 3 entries from classes 50268, 50269, 50270, 50271, 50272 and 1 entry from 50274. All Photography classes are premium eligible.

ALL photos in exhibits must have been taken by the exhibitor. Photo/Model releases from individuals pictured in the exhibitor's photographs are required unless the photograph is of a group in a public place where identification would not be an issue. The release can be obtained at: <https://4h.extension.illinois.edu/members/projects/photography>. Photos may be taken with a camera, an electronic tablet (i.e., iPad), or a cell phone. Photos exhibited in frames should be prepared for hanging.

ALL photos (including Photo Editing) must be accompanied by details of the camera settings that include:

- a. Camera/device used
- b. Aperture (F-stop)
- c. Exposure time (shutter speed)
- d. ISO (film/sensor sensitivity)
- e. Lighting used (flash, artificial, sunlight, other)
- f. Lens Filters (Ultra-Violet, Polarizing, etc) if used.

Additional details required for Photo Editing ONLY:

- g. Photo editing software/application used (required for ALL edits and retouches except for cropping).
- h. Filters used (lens filters and or digital/software filters).

Members are allowed to shoot on a camera's automatic setting, but should be able to find the metadata information on the photo to discuss the information above.

The exhibition size requirements for all photographs will be:

Minimum image size: 5x7

Maximum image size: 8x10

Maximum exhibit size (including frame): 18x20

All exhibitors must include unframed (taped to the back of the framed exhibit or attached to the project booklet) **original or un-edited** versions of either the same subject or the examples of the same technique that the framed image represents. This will assist the judge in understanding the choices made by the photographer to build the exhibited composition.

NOTE: Images taken with devices that apply an automatic filter will not be eligible for award.

Exhibitors may only exhibit in Photography 1, 2, or 3 (not in each class). They may also exhibit in photo editing, Innovation, and/or Ready4Life.

Attach Club and Name to each photo.

All items must be properly prepared for exhibit. All items to be framed or planned to be hung must have an anchored device with wire for hanging that can hold the weight of the project. An example of this: could be screws into a wood canvas with wire.

50268 Photography 1: (Publication: *Focus on Photography*)

Exhibit one framed photo which demonstrates your understanding of a technique you learned from your Photography 1 project manual. No photo editing is allowed in this class except cropping and red eye removal. Be prepared to show the page in the manual of the technique you are demonstrating.

50269 Photography 2: (Publication: *Controlling the Image*)

Exhibit one of the options listed below:

1. Exhibit one framed 8"x10" close-up photograph using the skills learned on page 62-63 (section: Bits and Pieces) of the project manual titled *Controlling the Image*. No photo editing is allowed in this class except cropping and red eye removal.
2. Exhibit one framed 8"x10" photo which demonstrates your understanding of a technique you learned from your Photography 2 project manual. No photo editing is allowed in this class except cropping and red eye removal. Be prepared to show the page in the manual of the technique you are demonstrating.

50270 Photography 3: (Publication: *Mastering Photography*)

Exhibit one of the options listed below:

1. Exhibit one framed 8" x 10" photo still-life photo that demonstrates good composition, including color, form, texture, lighting, and depth of field. No photo editing is allowed in this class except cropping and red eye removal.
2. Exhibit one framed 8"x10" photo which demonstrates your understanding of a technique you learned from your Photography 3 project manual. No photo editing is allowed in this class except cropping and red eye removal. Be prepared to show the page in the manual of the technique you are demonstrating.

50271 Photo Editing: (Open to members in Photography 1, Photography 2, and Photography 3) Exhibit one framed 8" x 10" photo that has been altered using digital photo-editing techniques (beyond cropping and red-eye reduction). Include a print of the original photo(s), taped to the back of the photo frame. Photos in which an automatic filter was applied at the time the photograph was taken will not be eligible for award.

50272 Photography Innovation Class: (Open to youth enrolled in Photography 1, 2, or 3.) Demonstrate the skills and knowledge you have gained through the Photography project. **Your exhibit should not fit in the other exhibit options for this project.** The exhibit may include, but isn't limited to, original works, objects, demonstrations, digital presentations, programs, websites, games, apps, performances, or posters which you have made. Choose whatever method best shows what you've learned. You must furnish any equipment you need for your exhibit. Internet service will not be provided for the exhibit. Electronic equipment will only be used during your personal judging time and will not remain on display during the entire exhibit period. All exhibits must include one framed photo illustrative of the work you are presenting.

50274 Photography Ready4Life Challenge: (Open to 11-18 year-olds enrolled in any Photography project.) See the general project rules for class information.

PLANT & SOIL SCIENCE

Check-in—Tuesday, July 27, 2021, 4:00 – 6:00 p.m.

Judging—Tuesday, July 27, 2021, 4:00 – 7:00 p.m.

Check-out--Sunday, August 1, 2021, 3:00-6:00 p.m.

Plant & Soil Science classes are not eligible for State Fair. All Plant & Soil Science classes are premium eligible.

CO901 Plants & Soils 1: (Publication: *It's More Than Just Dirt*)

Prepare a display or poster that illustrates an activity from the project manual. The display should demonstrate an understanding of environmental and internal factors that affect plant growth and the function and characteristics of soil. Include your project journal that documents activity recordkeeping requirements, answers activity questions, and details personal thoughts and ideas.

CO902 Plants & Soils 2: (Publication: *Stems and Stamens*)

Prepare a display or poster that illustrates an activity from the project manual. The display should demonstrate an understanding of the composition of plants, the functions of individual plant parts, plant life cycles, and the many ways plants reproduce. Include your project journal that documents activity recordkeeping, answers activity questions, and details personal thoughts and ideas.

CO903 Plants & Soils 3: (Publication: *Sprouting Out and Growing Up*)

Prepare a display or poster that illustrates an activity from the project manual. The display should demonstrate an understanding of the relationship between soil and other cycles found in nature. Displays should also provide an example of a leadership or service-learning experience focused on environmental stewardship. Include your project journal that documents activity recordkeeping requirements, answers activity questions, and details personal thoughts and ideas.

CO904 Plant & Soils Ready4Life Challenge: (Open to 11-18 year-olds enrolled in any Plant & Soils project.)

See the general project rules for class information.

PUBLIC PRESENTATIONS CONTEST

Check-in & Rehearsal — Saturday, March 20, 2021 8:30 a.m. at Ogle County Farm Bureau, Oregon, IL

Judging— Saturday, March 20, 2021 9:00 a.m.

Public Presentation Contest Rules and Registration can be found on our website at

<https://extension.illinois.edu/bdo/4-h-ogle-county>.

01 Formal Speech | Self-written | Notes Allowed | No props | Individual | 4-6 minutes

02 Illustrated Speech | Self-written | Notes allowed | Illustrations Required | Individual | 4-6 minutes

03 Original Works | Self-written | Notes allowed | Props and Costumes Allowed | Individual or 2-Person Team | Manuscripts sent in Advance | 4-6 minutes

04 Oral Interpretation | Published work | Props and Costumes Allowed | Individual or 2-Person Team | Manuscripts sent in Advance | 4-6 minutes

ROBOTICS

Check-in—Saturday, July 24, 2021, 12:45–4:00 p.m.

Judging—Saturday, July 24, 2021, 1:00-5:00 p.m.

Check-out—Sunday, August 1, 2021, 3:00-6:00 p.m.

State Fair Entries – 3 entries from classes 50285, 50286, 50288, 50289, 50292 and 1 entry from 50293. Robotics 1: Beginning (CO302) and Junk Drawer Robotics 1 (CO303) are not eligible for State Fair. All Robotics classes are premium eligible.

Note: If applicable for their class and display, exhibitors must bring their own computers for demonstration purposes; computers will not be provided. Internet access will not be available.

- Exhibits in classes CO302, 50285, or 50286 are designed to be used with LEGO Mindstorms (NXT or EV3).
- Any other programmable robot kit such as Arduino or Raspberry PI, should be exhibited In Robotics Innovation/Open Source Class (50292).

CO302 Robotics 1: Beginning: (Publication: *Robotics 1 with EV3*)

Exhibitors should complete Activities 1-6 in the Robotics 1 with EV3 project book. Exhibitors will design, build and program a robot that can autonomously follow a predetermined path that changes direction at least 4 times during a single run. They will bring their project book, their program code (on laptop or on paper), and a single page write up to share what they learned about the engineering design process and programming.

50285 Robotics 1: Intermediate: (Publication: *Robotics 1 with EV3*)

Exhibitors should complete Activities 7-12 in the Robotics 1 with EV3 project book. Exhibitors will design, build and program a robot that uses at least one sensor to autonomously follow a path, respond to and/or avoid obstacles. Exhibitors in this class must use at least one sensor in their robot design. They will bring their project book, their program code (on laptop or on paper), and a short journal sharing what they learned about the engineering design process and programming throughout their work in the project and specifically while preparing the exhibit.

50286 Robotics 2: (Publication: *Robotics 2 with EV3*)

Exhibitors should complete Activities 1-7 in the Robotics 2 EV3N More project book. Exhibitors will design, build and program a robot that uses sensors and programming to complete one of the challenges provided after registration. They will bring their project book, their program code (on laptop or on paper), and a short journal sharing changes they made to the robot and/or program along the way, and to describe their experience with completing the challenge.

50292 Robotics Innovation Open Source Class: Open to youth enrolled in Robotics 3 but may also include youth in Robotics 1 or 2 if the exhibits meets the guidelines.

Exhibit an original robot, either homemade or a kit that does not fall under Robotics 1 or 2 that can complete a task using MULTIPLE sensors. If a robot kit is used, then some parts of the robot must be built using other components such as wood, plastic or metal. The robot can include any types of motors, pneumatics or sensors. The Innovation class can also be used for LEGO Mindstorms or Vex kits where the exhibit does not fall under Robotics 1 or 2 exhibit option. Autonomous control of the robot may also be achieved by using an “open source” platform such as Arduino or Raspberry Pi and can be programmed using a coding language that is publicly available. Exhibitors in Robotics Innovation/Open Source class must bring a detailed engineering notebook that describes how the exhibitor designed, built and programmed the exhibit.

Junk Drawer Robotics: All exhibits should be original designs made with everyday objects and materials. Exhibits with purchased kits will not be accepted. Exhibitors are also required to bring their Junk Drawer Robotics Youth Robotics Notebook with the sections completed for the project they are exhibiting, including the sections leading up to the activity they are exhibiting. For example, if a youth is bringing Activity E from Junk Drawer Level 1, they should have robotics notebook sections A-E completed.

CO303 Junk Drawer Robotics 1: (Publication: *Give Robots a Hand Youth Notebook*)

Exhibit any item from the “To Make” activity from the Junk Drawer Robotics Level 1 Book. Be sure all robotics notebook sections within the module being exhibited are filled in.

50288 Junk Drawer Robotics 2: (Publication: *Robots on the Move Youth Notebook*)

Exhibit any item from the “To Make” activity from the Junk Drawer Robotics Level 2 Book. Be sure all robotics notebook sections within the module being exhibited are filled in.

50289 Junk Drawer Robotics 3: (Publication: *Mechatronics Youth Notebook*)

Exhibit any item from the “To Make” activity from the Junk Drawer Robotics Level 3 Book. Be sure all robotics notebook sections within the module being exhibited are filled in.

50293 Robotics Ready4Life Challenge: (Open to 11-18 year-olds enrolled in any Robotics project.) See the general project rules for class information.

SHOOTING SPORTS

Check-in—Saturday, July 24, 2021, 12:45–4:00 p.m.

Judging—Saturday, July 24, 2021, 1:00-5:00 p.m.

Check-out—Sunday, August 1, 2021, 3:00-6:00 p.m.

State Fair Entries – 2 entries total from 50380, 50381, 50382, 50383, 50384; and 1 from 50385. All Shooting Sports classes are premium eligible.

Members must be a member of an approved 4-H Shooting Sports Club to exhibit. All exhibits should be posters or stand-alone items suitable for display to the general public. Stand-alone items have the intent to enhance the discipline such as a quiver, gun case, gun sling, locking cabinet, gun or target stand, sporting clays equipment wagon, etc. Exhibits deemed to be inappropriate by a superintendent will not be displayed.

NOTE: Shooting Sports Displays are prohibited from displaying the following:

- No live ammunition
- No knives or arrow tips (including field points, hunting broadheads, etc.)
- No functional or non-functional bows, firearms or firearm parts that could be reassembled are allowed.
- No humanoid shaped targets or reference to paintball, laser tag, air-soft, or pointing of any type of firearm or bow toward another person is allowed.
- No display involving primarily tactical design firearms (i.e. AR platform or military type firearms)
- No reference or use of the word “weapon” should be used in a display
- Make sure there are no safety violations in your display. (Example: no earplugs or safety glasses in a picture of a person shooting a firearm.)

50380 Shooting Sports: Archery: (Publications: *4-H Archery Member Record Book*)

Exhibit a poster or stand-alone display depicting safe archery handling, range safety, the parts of the bow, tracking the target, target sighting, or another topic you have learned through the 4-H Shooting Sports program.

50381 Shooting Sports: Rifle: (Publications: *4-H Rifle Member Record Book*)

Exhibit a poster or stand-alone display depicting safe firearm handling, range safety, the parts of the rifle, tracking the target, target sighting, or another topic you have learned through the 4-H Shooting Sports program.

50382 Shooting Sports: Shotgun: (Publications: *4-H Shotgun Member Record Book*)

Exhibit a poster or stand-alone display depicting safe firearm handling, range safety, the parts of the shotgun, tracking the target, target sighting, or another topic you have learned through the 4-H Shooting Sports program.

50383 Shooting Sports: Hunting and Outdoor Skills: (Publication: *Hunting/Wildlife Record Book*)

Exhibit a poster or stand-alone display related to something you learned in the Outdoor Adventures Class.

50385 Shooting Sports Ready4Life Challenge: (Open to 11-18 year-olds enrolled in any Shooting Sports project.) See the general project rules for class information.

SMALL ENGINES

Check-in—Saturday, July 24, 2021, 12:45–4:00 p.m.

Judging—Saturday, July 24, 2021, 1:00-5:00 p.m.

Check-out—Sunday, August 1, 2021, 3:00-6:00 p.m.

State Fair Entries – 1 entry from classes 50294 and 1 entry from 50297. All Small Engine classes are premium eligible.

Small Engine displays must be no larger than 4' x 4' display board. Exhibits must be portable. No complete engines, lawn tractors, tillers, chainsaws, etc. are permitted for display. No electrical power is available for display/exhibits.

50294 Small Engines: (Publications: *Crank it Up, Warm it Up or Tune it Up*) Exhibit a display, selecting one of the following items:

- **Ignition System:** Identify the parts of the Ignition System and explain how magnetic energy is produced through the ignition system to ignite the spark plug; **OR**
- **Compression System:** Explain how heat energy is produced by an engine and converted into mechanical energy; **OR**
- **Heat Transfer:** Explain how heat is transferred through the cooling and lubrication system of an air cooled or water cooled engine; **OR**
- **Filter Maintenance:** Explain the proper maintenance and cleaning of the air, fuel, and oil filters of an engine; **OR**
- **What does a serial number reveal?:** Explain the various information that can be learned from the serial number or identification number stamped on the shroud of a Briggs & Stratton engine; **OR**
- **Tools to do the job:** Identify and explain the function(s) of different specialty tools needed for small engine work; **OR**
- **Experimentation:** Explain through illustration an experiment you conducted from the project manual showing the results of your work.

50297 Small Engines Ready4Life Challenge: (Open to 11-18 year-olds enrolled in any Small Engines project.) See the general project rules for class information.

TECHNOLOGIES

Check-in—Saturday, July 24, 2021, 12:45–4:00 p.m.

Judging—Saturday, July 24, 2021, 1:00-5:00 p.m.

Check-out—Sunday, August 1, 2021, 3:00-6:00 p.m.

3-D PRINTING & DESIGN:

State Fair Entries – Not Eligible for State Fair. All 3-D Printing & Design Classes are premium eligible.

Exhibitors are expected to use the engineering design process to complete their designs. This process is important to the outcomes and exhibitors must keep a log outlining the step-by-step notes, sketches, and documentation from throughout the design and print process. The logbook should define the problem that is being solved/use of the object and describe in detail each step of the Engineering Design Process taken during the creation of the invention.

Exhibitors may bring computer equipment for demonstration purposes. Computers will not be furnished. Internet connections are not available for use by exhibitors. Any member found to be using computer software in a manner that infringes on copyright laws will be disqualified.

All exhibits must include something visual, such as a printed copy of a digital presentation, which will remain on display during the exhibition. Electronic equipment will only be used during your personal judging time and will not remain on display during the entire exhibit period.

CO304 3-D Design Beginner: (Online Resources at bottom of the following page: go.illinois.edu/4Htechnology)

No 3-D Printer or 3-D printed object is required for this exhibit. Exhibit a simple 3-D rendered design using Computer Aided Design (CAD) Software such as Tinker CAD or Inventor. The design must be an object that performs a specific task, and may not be based on already existing 3-D models. It must be able to be 3-D printed. Any CAD software can be used, but files must be in .STL format. Bring your design on a Jump Drive to be viewed for judging. Exhibits in this class may not have multiple parts, doors, hinges, or any sort of mechanics.

CO305 3-D Design Advanced:

Publication: (Online Resources at bottom of the following page: go.illinois.edu/4Htechnology)

Exhibitors are expected to go above and beyond those expectations set in 3-D design beginner. No 3-D Printer or 3-D printed object is required for this exhibit. Exhibit a complex 3-D rendered design using Computer Aided Design (CAD) Software such as Tinker CAD or Inventor. The design must be an object that performs a specific task, and may not be based on already existing 3-D models. It must be able to be 3-D printed. Any CAD software can be used, but files must be in .STL format. Bring your design on a Jump Drive to be viewed for judging. Exhibits in this class **MUST** not have multiple parts, doors, hinges or some sort of mechanistic feature to accomplish a specific task.

CO306 3-D Printing Beginner:

Publication: (Online Resources at bottom of the following page: go.illinois.edu/4Htechnology)

Exhibit a simple 3-D printed object designed using Computer Aided Design (CAD) Software such as Tinker CAD or Inventor. The 3-D printed object must perform a specific task, and may not be based on already existing 3-D models. It must be 3-D printed using **ONLY A COMMERCIALY AVAILABLE HOME/DESKTOP 3-D PRINTER**. In addition, original design files must accompany each exhibit. These files must be in .STL format. Bring your design on a jump drive to be viewed for judging. Exhibits in this class may not have multiple parts, doors, hinges or any sort of mechanics.

CO314 3-D Printing Advanced:

Publication: (Online Resources at bottom of the following page: go.illinois.edu/4Htechnology)

Exhibitors are expected to go above and beyond those expectations set in 3-D Printing beginner. Exhibit a Complex 3-D printed object designed using Computer Aided Design (CAD) software such as Tinker CAD or Inventor. The 3-D print must be an object that performs a specific task, and may not be based on already existing 3-D models. Exhibits in this class **MUST** have multiple parts, doors, hinges or some sort of mechanical feature. It must be 3-D printed using **ONLY A COMMERCIALY AVAILABLE HOME/DESKTOP 3-D PRINTER**. In addition, original design files must accompany each exhibit. These files must be in .STL format. Bring your design on a Jump Drive to be viewed for judging.

CO324 3-D Printing & Design Ready4Life Challenge: Publication: (*Discovering 3-D Using Open/Closed Source*) (Open to 11- to 18-year-olds enrolled in any 3-D project) See the general project rules for class information.

UNMANNED AERIAL VEHICLES/SYSTEMS (DRONES):

State Fair Entries – 2 entries from 50375 and 2 entries from 50376. All classes are premium eligible.

Choose one of the following classes based on your interest and skill level.

Each Exhibitor must complete all three sections of Quads Away Curriculum and display (or upload) a completed Mission Logbook.

50375 UAV Display: (Quads Away: A Drone Curriculum For All: <https://go.illinois.edu/QuadsAway>)

Prepare a display related to the Drones/UAV project on the topic of your choosing. The exhibit may include, but isn't limited to, original works, objects, demonstrations, digital presentations, programs, websites, games, apps, performances, or posters which you have made. Choose whatever method best shows what you've learned. You must furnish any equipment you need for your exhibit. Internet service will not be provided for the exhibit. All exhibits must include something visual, such as a printed copy of a digital presentation, which will remain on display during the exhibition. Electronic equipment will only be used during your personal judging time and will not remain on display during the entire exhibit period. Non-UAV/ Drone projects should not be entered in this class (see Aerospace Display).

50376 UAV Unmanned Aerial Systems:

(Quads Away: A Drone Curriculum For All: <https://go.illinois.edu/QuadsAway>)

Exhibit one Unmanned Aerial Vehicle and associated system assembled or made by the member. UAV or Drone exhibits in this class must be either originally designed or built from a kit of reconfigurable parts and components. These displays are limited to multicopters (tri, quad, hex, and octocopters), as well as FPV airplanes and flying wings with wingspans up to 36". A detailed build log with pictures, as well as a Mission Logbook must be included. The UAV MUST have a Flight Controller and utilize a camera/video transmission system. The exhibit will be a static display. The Drone should be in good flying condition with batteries fully charged, and all UAS components (including Video System) ready to demonstrate. DO NOT display your UAV with the propellers on, but rather on the table to the side of your UAV. The Drone will not be flown. Attach the printed directions/instructions of the UAV if any were used.

THEATRE ARTS

Check-in—Saturday, July 24, 2021, 12:45–4:00 p.m.

Judging—Saturday, July 24, 2021, 1:00-5:00 p.m.

Check-out—Sunday, August 1, 2021, 3:00-6:00 p.m.

State Fair Entries – 3 entries from classes 50299, 50301, 50302 and 1 entry from 50304. All Theatre Arts classes are premium eligible.

50299 Theatre Arts 1: (Publication: *Play the Role: Acting Activities*)

Exhibit one of the following items:

1. Portfolio of acting activities completed during the current year (A video of performances is not considered a portfolio and will not be accepted for exhibit.)
2. Display illustrating a drawing/photograph of a clown character created by the exhibitor.
3. Display illustrating a picture story developed by the exhibitor.

50301 Theatre Arts 3: (Publication: *Set the Stage: Theatre Arts Stagecraft*)

Exhibit one of the following items:

1. Portfolio of activities for set design; make-up; or sound, props, or costuming completed during the current year.
2. Display that includes sound, props, and costume charts appropriate for a selected scene from a story or play (limited to no more than 8 items).
3. Display a scenic design model to depict a scene from a script.
4. Display illustrating a character with make-up drawn or colored in. Include a photograph of a person wearing the make-up and information on the character's personality or part in the play.

50302 Theatre Arts Innovation Class: (Open to youth enrolled in Theatre Arts.) Demonstrate the skills and knowledge you have gained through Theatre Arts project. The exhibit may include, but isn't limited to, original works, objects, demonstrations, digital presentations, programs, websites, games, apps, performances, or posters which you have made. Choose whatever method best shows what you've learned.

Your exhibit should not fit in the other exhibit options for this project. You must furnish any equipment you need for your exhibit. Internet service will not be provided for the exhibit. All exhibits must include something visual, such as a printed copy of a digital presentation, which will remain on display during the exhibition. Electronic equipment will only be used during your personal judging time and will not remain on display during the entire exhibit period.

50304 Theatre Arts Ready4Life Challenge: (Open to 11-18 year-olds enrolled in any Theatre Arts project.)
See the general project rules for class information.

TRACTOR

Check-in—Saturday, July 24, 2021, 12:45–4:00 p.m.

Judging—Saturday, July 24, 2021, 1:00-5:00 p.m.

Check-out—Sunday, August 1, 2021, 3:00-6:00 p.m.

State Fair Entries – 2 entries from classes 50306, 50307, 50308, 50309, 50310 and 1 entry from 50312. All Tractor classes are premium eligible.

50306 Tractor A: (Publication: *Starting Up*)

Exhibit a display or poster that illustrates one of the following topics:

- tractor safety,
- care and maintenance,
- the tractor as a valuable farm machine,
- an activity listed in the project manual.

50307 Tractor B: (Publication: *Tractor Operation*)

Exhibit a display or poster that illustrates one of the following topics:

- cause and prevention of rollovers,
- diagram how an air cleaner works,
- diagram & identify an engine cooling system,
- regulations for battery & oil disposal,
- another activity listed in the 4-H project manual.

50308 Tractor C: (Publication: *Moving Out*)

Exhibit a display or poster that illustrates one of the following topics:

- wagon and bin hazards,
- diagram and identify open and closed hydraulic systems,
- mower types and safety features conveyor types and safety features,
- another activity listed in the 4-H project manual.

50309 Tractor D: (Publication: *Learning More*)

Exhibit a display or poster that illustrates one of the following topics:

- method of winterizing a tractor,
- chemical uses and required safety equipment, parts, and process of internal combustion engine,
- procedure for cleaning and flushing tractor radiator,
- another activity listed in the 4-H project manual.

50310 Tractor Innovation Class: (Open to youth enrolled in Tractor A, B, C, or D) Demonstrate the skills and knowledge you have gained through the Tractor project. This could be related to, but not limited to, advancements in technology, enhancements to crop production, or a topic of interest to the member related to tractors or farm machinery. The exhibit may include, but isn't limited to, original works, objects, demonstrations, digital presentations, programs, websites, games, apps, performances, or posters which you have made. Choose whatever method best shows what you've learned. Your exhibit should not fit in the other exhibit options for this project. You must furnish any equipment you need for your exhibit. Internet service will not be provided for the exhibit. All exhibits must include something visual, such as a printed copy of a digital presentation, which will remain on display during the exhibition. Electronic equipment will only be used during your personal judging time and will not remain on display during the entire exhibit period.

50312 Tractor Ready4Life Challenge: (Open to 11-18 year-olds enrolled in any Tractor Arts project.) See the general project rules for class information.

VEGETABLE GARDENING

Check-in—Tuesday, July 27, 2021, 4:00 – 6:00 p.m.

Judging—Tuesday, July 27, 2021, 4:00 – 7:00 p.m.

Check-out--Sunday, August 1, 2021, 3:00-6:00 p.m.

State Fair Entries – 3 entries from classes 50313, 50314, 50315, 50316 and 1 entry from 50318. Most unusual or odd shaped vegetable (CO2001) and decorated vegetable (CO2002) are not eligible for State Fair. All Vegetable Gardening classes are premium eligible.

All exhibits must have been grown by the exhibitor as part of their current gardening 4-H project. Exhibitors should be knowledgeable about various aspects of the produce, including but not limited to different varieties, soil testing, fertilizers used, etc. Exhibits should be prepared according to the Illinois Vegetable Garden Guide website: <http://web.extension.illinois.edu/vegguide/>. Waxes and oils may not be used on vegetables or fruits. Any plant infested with insects will be removed from the exhibit area and will not be eligible for champion awards.

50313 Herb Display (Open to youth in Vegetable Gardening A, Vegetable Gardening B, Vegetable Gardening C, and Vegetable Gardening D)

Herbs should be grown in pots (8" maximum diameter). Categories: Mint, Oregano, Rosemary, Sage, Thyme, and all other herbs. Herbs should be labeled with common and Latin names. Herbs should be in your care for a minimum of three months for state fair exhibits. Remove dead leaves from plants and check that the soil is clear of debris such as dead leaves. In addition to class Champions, Herb Category Grand and Reserve Grand Champions may be selected. When exhibiting herb plants, be sure to grow the plants in the container to be displayed to avoid transplant shock. Exhibits will be evaluated based on cleanliness, uniformity, condition, quality, and trueness to variety. Additional herb resources are located on the project resources section of the Illinois 4-H website.

50314 Vegetable Display: (Publications: *See Them Sprout, Let's Get Growing, Take Your Pick, or Growing Profits*)

1. This class is allowed a 2'6" x 2'6" space for display.
2. Display must include 6 or more different kinds of vegetables. There may not be more than 2 different varieties of any vegetable. For example, red and white potatoes would be classified as two different varieties. Acorn squash and zucchini would be classified as two different vegetables.
3. The number and type of vegetables used must conform to the Vegetable Plate/Basket List.
4. Exhibitor must provide the name and variety of all vegetables used (i.e., Cabbage – Golden Acre; Cucumber, slicing – Straight Eight; Tomatoes, slicing – Rocky Top, Snap Beans – Contender, etc.)

50315 Vegetable Plate: (Publications: *See Them Sprout, Let's Get Growing, Take Your Pick, or Growing Profits*)

1. Exhibit must include 2 single vegetable plates. (Exhibitor will furnish the disposable plates.)
2. Number of vegetables on each plate must conform to plate list below.
3. Only one variety on each plate.
4. An exhibitor cannot show two plates of the same type vegetable. (i.e., Cannot exhibit red *and* white potatoes or zucchini *and* straightneck summer squash.)
5. Name and 4-H Club must be noted on both plates.

VEGETABLE PLATE/DISPLAY LIST

When selecting vegetables for exhibition, keep in mind that the judge will evaluate them on the basis of cleanliness, uniformity, condition, quality, and trueness to variety. (*Lists are provided by U of I Extension Horticulturists. Items are listed according to the correct definition of vegetables.*)

Asparagus (5 spears)
Beans, Lima (12 pods)
Beans, Snap, Green Pod, or Golden Wax (12 pods)
Beets (5)
Broccoli (1 head)
Brussels Sprouts (12 sprouts)
Cabbage (1 head)
Cauliflower (1 head)
Carrots (5)
Cucumber, pickling or slicing (5)
Eggplant (1)

Garlic (5)
Greens (collard, endive, escarole, kale, mustard, spinach, Swiss chard) (1 plant)
Kohlrabi (5)
Horseradish Root (1 marketable root specimen harvested this year)
Lettuce (1 head or plant)
Muskmelon, incl. cantaloupe (1)
Okra (12)
Onions, large, dry (5)
Onions, green or set (12)

Parsnips (5)
Peas, (12 pods)
Peppers, large fruited (bell/banana) (5)
Peppers, small fruited (chili/cherry) (12)
Popcorn (5)
Potatoes (any variety) (5)
Pumpkin (1)
Rhubarb, trimmed stalks (3)
Rutabaga (5)

Salsify (5)
Squash, summer (any variety) (3)
Squash, winter (Acorn, butternut, buttercup, spaghetti, Hubbard, Turks's Turban) (1)
Sweet Corn, in husks (5)
Tomatoes, slicing (5)
Tomatoes, small fruited (12)
Turnip (5)
Watermelon (1)

50316 Vegetable Gardening Display: (Publications: *See Them Sprout, Let's Get Growing, Take Your Pick, or Growing Profits*)

Present an exhibit of the member's choice that focuses on some aspect of vegetable gardening which does not fit in the categories above. The exhibit may include, but isn't limited to, original works, objects, demonstrations, digital presentations, programs, websites, games, apps, performances, or posters which you have made. Choose whatever method best shows what you've learned. You must furnish any equipment you need for your exhibit. Internet service will not be provided for the exhibit. All exhibits must include something visual, such as a printed copy of a digital presentation, which will remain on display during the exhibition. Electronic equipment will only be used during your personal judging time and will not remain on display during the entire exhibit period.

50318 Vegetable Gardening Ready4Life Challenge: (Open to 11-18 year-olds enrolled in any Vegetable Gardening project.) See the general project rules for class information.

CO2001 Most Unusual or Odd Shaped Vegetable: Exhibit one not so perfect specimen from the "Vegetable Plate/Display List." Unusuality or oddity must be the result of natural growing.

CO2002 Decorated Vegetable: Let your imagination and vegetables help you create something unique. Use all vegetables only. You may use toothpicks or glue to attach vegetables - no added trims such as paper, markers, etc. **Not to exceed 12" X 18"**.

VETERINARY SCIENCE

Check-in—Saturday, July 24, 2021, 12:45–4:00 p.m.

Judging—Saturday, July 24, 2021, 1:00-5:00 p.m.

Check-out—Sunday, August 1, 2021, 3:00-6:00 p.m.

State Fair Entries – 1 entry from class 50320, and 1 entry from 50322. All Veterinary Science classes are premium eligible.

50320 Veterinary Science: (Publications: *From Airedales to Zebras, All Systems Go, or On the Cutting Edge*)

Prepare a display focusing on any activity related to the veterinary science project. The exhibit may include, but isn't limited to, original works, objects, demonstrations, digital presentations, programs, websites, games, apps, performances, or posters which you have made. Choose whatever method best shows what you've learned. You must furnish any equipment you need for your exhibit. Internet service will not be provided for the exhibit. All exhibits must include something visual, such as a printed copy of a digital presentation, which will remain on display during the exhibition. Electronic equipment will only be used during your personal judging time and will not remain on display during the entire exhibit period. Live animals are not permitted as exhibits in this area. For safety reasons, exhibits cannot include glass, syringes with needles, or any other sharp objects. Exhibits may include activities from Veterinary Science projects, OR from any other Animal project area.

50322 Veterinary Ready4Life Challenge: (Open to 11-18 year-olds enrolled in any Veterinary project.) See the general project rules for class information.

VIDEO/FILMMAKING

Check-in—Saturday, July 24, 2021, 12:45–4:00 p.m.

Judging—Saturday, July 24, 2021, 1:00-5:00 p.m.

Check-out—Sunday, August 1, 2021, 3:00-6:00 p.m.

State Fair Entries – 3 entries from classes 50324, 50325, 50326, 50327, 50328 and 1 entry from 50330. All Video/Filmmaking classes are premium eligible.

All Exhibitors must bring their video to be judged on a USB flash drive and saved in .MP4 format. Exhibitors are encouraged to post their video on YouTube.com in advance of State Fair. Exhibitors may choose whether to make the video “public, unlisted” (someone must have the link to view it), or “private” (only people you choose may view it). This will allow fairgoers to view the exhibits on display. Computers will not be furnished. Internet connections are not available for use by exhibitors. All Video/Filmmaking Exhibitors must include a printed copy of materials which will remain on display.

Requirements that apply to ALL video classes:

Video submissions should be no longer than five (5) minutes in length (unless noted differently in class description.) Videos are to be original and a result of the member’s current year’s work. Criteria for judging shall include: (1) Evidence of story line; (2) Use of camera angles; (3) Use of zooming techniques; and (4) Smoothness of scene changes. Image and sound quality will be considered in relation to equipment available to and used by exhibitor. All videos should comply with copyright regulations and display an image that is appropriate for 4-H audiences. No time or date should be imprinted on the video footage. All videos should include an opening title screen, as well as closing credits which include date of production, name of video exhibitor, and research sources if appropriate. All Video/Filmmaking Exhibitors must include a printed copy of materials which will remain on display.

50324 Commercial or Promotional Video:

(Online: *Filmmaking Studio and Workshop* <https://4-h.org/parents/curriculum/filmmaking> and *Illinois 4-H Filmmaker*: <https://web.extension.illinois.edu/4hfilmmakers>)

Prepare a short video (30 seconds to 1 minute in length) that promotes an event, advertises a specific project/product, or is a public service announcement. The video should demonstrate skills in making and editing video.

50325 Animated Video: (Online: *Filmmaking Studio and Workshop* <https://4-h.org/parents/curriculum/filmmaking> and *Illinois 4-H Filmmaker*: <https://web.extension.illinois.edu/4hfilmmakers>)

Video in this class should represent creative animation of original artwork created by the exhibitor and may include stop motion techniques. Media might include images created with graphics software or hand-drawn images.

50326 Documentary: (Online: *Filmmaking Studio and Workshop* <https://4-h.org/parents/curriculum/filmmaking> and *Illinois 4-H Filmmaker*: <https://web.extension.illinois.edu/4hfilmmakers>)

Video in this class should represent a research-based investigation into a topic of choice. Video credits should list research sources and may include paper or electronically published materials, as well as, and/or interviews with experts or constituents related to the topic of investigation.

50327 Short Story or Short Narrative:

(Online: *Filmmaking Studio and Workshop* <https://4-h.org/parents/curriculum/filmmaking> and *Illinois 4-H Filmmaker*: <https://web.extension.illinois.edu/4hfilmmakers>)

Prepare a short video that tells a story. The video should demonstrate skills in making and editing video.

50328 Video/Filmmaking Innovation Class: (Open to youth enrolled in Video/Filmmaking.) Demonstrate the skills and knowledge you have gained through the Video project. Your exhibit should not fit in the other exhibit options for this project. The exhibit may include, but isn’t limited to, original works, objects, demonstrations, digital presentations, programs, websites, games, apps, performances, or posters which you have made. Choose whatever method best shows what you’ve learned. You must furnish any equipment you need for your exhibit. Internet service will not be provided for the exhibit. All exhibits must include something visual, such as a printed copy of a digital presentation, which will remain on display during the exhibition. Electronic equipment will only be used during your personal judging time and will not remain on display during the entire exhibit period.

50330 Video/Film Ready4Life Challenge: (Open to 11-18 year-olds enrolled in any Video/Film project.) See the general project rules for class information.

VISUAL ARTS

Check-in—Friday, July 23, 2021, 12:45–4:00 p.m.

Judging—Friday, July 23, 2021, 1:00-5:00 p.m.

Check-out—Sunday, August 1, 2021, 3:00-6:00 p.m.

State Fair Entries – **Each county may submit one entry from these projects:**

- Food/Cake Decorating (1 total from 50332, 50333, 50334, 50335)
- Chalk/Carbon/Pigment on wood, metal or textiles (Division B) 50352
- Clay 50337
- Computer-Generated Art 50338
- Fiber 50339
- Fiber Non-Original Ages 8-10 Only 50350
- Glass/Plastic 50340
- Heritage Arts 50341
- Leather 50321
- Metal 50342
- Nature 50343
- Paper 50344
- Three-Dimensional Design/Mixed Media 50348
- Wood 50349
- Ready4Life 50351

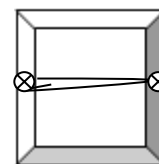
Each county may submit two entries from:

- Chalk/Carbon/Pigment on canvas, paper or glass (Division A) 50336
- Scrapbooking (2 total from 50345, 50346, 50347)

All Visual Art classes are premium eligible.

1. **Exhibitors must be enrolled in the Visual Arts project category in which they are exhibiting.**
2. Exhibitors are encouraged to date their project when it is made. All visual arts exhibits are evaluated using a visual arts rubric which takes into account correct use of design elements, craftsmanship, and creativity.
3. Articles exhibited in the Original classes must be an original design created by the exhibitor (except in heritage arts which may follow a pattern AND Fiber-Non Original Ages 8-10 ONLY). Copyrighted or trademarked designs are not acceptable; this includes Team or School logos. Kits and preformed molds are not considered original and are not acceptable in any Visual Arts Class. Combining parts of different patterns (pictures, photographs, images from the internet or a magazine) with the member's own ideas can result in an original design, but simply changing the color, pattern, and/or size of a pattern does NOT make the design original. This also applies for ideas found on a site such as Pinterest. If you see something on Pinterest that you like, use the concept and create something different; however it MUST NOT look exactly like something the judge can search for and find on Pinterest. The exhibit must combine parts of different patterns and/or ideas with the concepts of the member. However, changing the color or changing the size of the item or pattern used does NOT make it original. If you create a replica of what you see somewhere else, it is not your original design. If a photo, sketch, or other idea source was used, submit it with your entry, firmly attached to your exhibit. Be prepared to explain how and where you got the idea for this project.
4. Members wishing to exhibit quilts made from a pattern may enter it in Heritage Arts. Quilts exhibited in the Visual Arts – Heritage Arts area will be evaluated using a visual arts rubric which takes into account correct use of design elements; craftsmanship; and creativity. All work on the quilt MUST be completed by the 4-H member. You cannot exhibit a quilt that was quilted by someone else.
5. For both original and non-original work 4-H'ers should provide the source of their artwork if they use one (example: photo, picture, etc.)
6. Members may enter only one project per class and will receive only one premium per class.
7. Classification of Visual Arts projects can be confusing. If you have questions about whether your exhibit is properly enrolled, please consult the Superintendent at the time of check-in.
8. It is recommended that you bring only one exhibit in a media area of the same technique. (Ex: Don't bring both an original cross stitch and a cross stitch kit.)

9. All items must be properly prepared for exhibit. All items to be framed or planned to be hung must have an anchored device with wire for hanging that can hold the weight of the project. An example of this: could be screws into a wood canvas with wire. There is no specific requirement for the type of mat. Purchased and pre-cut mats are acceptable.



ORIGINAL WORK CLASSES:

Classes 50336 thru 50349 and 50351-50352 are for **ORIGINAL WORK**. This is any project made without the use of commercial/store purchased pattern or design. The 4-H'er has developed, created, & implemented the project. Articles in this category must be an original design created by the exhibitor. Copyrighted or trademarked designs are not acceptable in this division. Combining parts of different patterns (pictures, photographs, images from the Internet, or a magazine) with the member's own ideas can result in an original design, but simply changing the color, pattern, and/or size of a pattern does NOT make the design original. **If a photo, sketch, or other idea source was used, submit it with your entry, firmly attached to your exhibit. Be prepared to explain how and where you got the idea for this project. Photos used as a source must be taken by the artist.** MOST ORIGINAL CLASSES ARE STATE FAIR ELIGIBLE CLASSES. Stepping stones and painted rocks are not acceptable in any Visual Arts exhibit class.

Visual Arts Chalk/Carbon/Pigment: (Publications: *Getting Started in Art, Sketchbook Crossroads, or Portfolio Pathways*) **Enter Division A or B based on the type of material used:**

50336 Division A: Canvas, Paper, Glass:

Any original art work done with pencils, chalk, pens, ink, paint, charcoal, dyes, etc. on canvas, paper, or glass. This would include all painting, sketching, drawing, cartooning, original non-computer generated graphics, printing, etc. Painted and/or glazed pre-formed ceramics and painted porcelain dolls are not eligible for State Fair exhibit. Drawings and paintings should be matted or framed under glass. (Exceptions: Oil and acrylic paintings do not require glass and are not required to be matted.) Water color, chalk, pen & ink, computer-generated art, etc. do require some protective covering. Gallery frames are acceptable. Canvas paintings that continue "over the edges" are acceptable without frames; however, the piece must still be prepared for hanging. Matted pieces without frames are acceptable, however the piece must be prepared for hanging, OR it must include a photo of the artwork being displayed in a non-hanging manner. There is no specific requirement for the type of mat used.

50352 Division B: Wood, Metal, Textiles:

Any original art work done with pencils, chalk, pens, ink, paint, charcoal, dyes, etc., on wood, metal, or textiles. Painted and/or glazed pre-formed ceramics and painted porcelain dolls are not eligible for State Fair exhibit. Any exhibits created as a piece of wall art must be prepared for hanging.

50337 Visual Arts Clay: (Publications: *Getting Started in Art or Sketchbook Crossroads*)

Any original item made of clay; may be fired or unfired, hand formed, or thrown on a wheel. Self-hardening clays are fine. Fire/oven-cured and cornstarch clay could be accepted. Items can include, but are not limited to, clay statues, bowls, jewelry, etc. Pre-formed ceramics are not eligible for State Fair exhibit.

50338 Visual Arts Computer-Generated Art: (Publications: *Getting Started in Art or Portfolio Pathways*)

Any original art created in any software package. Exhibit may not include scanned work, clip art, downloaded images from the Internet, any imported image, or photographs. All pixels must be original. Photo mosaics are NOT allowed. Exhibitors in this class (like all other classes in this sub-section) must be enrolled in Visual Arts. Computer project enrollment is not required. **NOTE:** Wood and metal exhibits created through the use of laser cutting programs/devices should be entered in this class. Plastic exhibits with an artistic focus created using a 3-D printer should be entered in this class. If the art created is designed to hang, then the entry should have some protective covering, such as a glass frame, and prepared for hanging. If the art is something that has been created with a laser cutting program/device and is NOT designed to hang, it does not require protective covering nor does it need to be prepared to hang.

50339 Visual Arts Fiber: (Publications: *Getting Started in Art, Sketchbook Crossroads, Exploring Fiber Arts, Duct Tape Crafts, 4-H Crochet, The 4-H Crocheting Handbook, and Knitting Made Easy* Online Resource: <https://www.yarnspirations.com/searchcontent?q=knitting>)

Any original item made of fiber. Examples are quilts, fabric collage, soft sculpture, stitchery, weaving, embroidery, cross-stitch, wearable art, hooking, braiding, duct tape artistry, string art, and baskets.

Original cross-stitched, knitted, crocheted, or quilted items belong in this Fiber class. **Non-original** cross-stitched, knitted, crocheted, or quilted items should be entered in Heritage Arts. Machine knitted items are not appropriate for this class.

50340 Visual Arts Glass/Plastic: (Publications: *Getting Started in Art or Creating Stained Glass Projects*)

Any original item made of glass or plastic. Possible items to exhibit include stained glass, etched glass (original design), mosaics made of glass, glass beading, plastic jewelry (friendly plastic). Interlocking building block creations (i.e., LEGOS) are not suitable for State Fair entry. Stepping stones or wall hangings that include cement decorated with glass or plastic items are not suitable for this class.

50341 Visual Arts Heritage Arts:

(Publications: *Getting Started in Art, Sketchbook Crossroads, 4-H Crochet, The 4-H Crocheting Handbook, and Knitting Made Easy* Online Resource: <https://www.yarnspirations.com/searchcontent?q=knitting>)

Exhibit an item of **traditional** art learned from another person or **from a pattern** (NO KITS) may be entered in this class. Non-original cross-stitched, knitted, and crocheted items by pattern fit in this class. ALL ORIGINAL cross-stitched, knitted and crocheted items should be exhibited in Fiber Arts; (machine knitted items ARE NOT acceptable for this class.) Other possibilities include: needlepoint, counted cross-stitch, crewel, embroidery, cut work, hardanger embroidery (embroidery openwork), macramé, baskets, candles, pysanki (decorated eggs), leather, quilts, baskets (made using a traditional pattern), traditional handmade dolls with handmade costumes, soaps made using nature dyes also can be made using hand-made molds or broken into chunks for display, or candles. No machine quilting allowed in Heritage Arts. Exhibitors must also bring 1) the pattern or a copy of the pattern they used to create their traditional art; and 2) a description of the traditional origins of their art choice.

50321 Visual Arts Leather: (Publications: *4-H Leather Craft Unit 1, 2, 3-7, and 8-10*)

Exhibit one of the following options using leather.

- Leather: Stamping: Exhibit should utilize one or more stamping techniques – exhibit examples include items such as belt; coasters; bookmark; key chain; wrist bracelet.
- Leather: Carving or Tooling: Exhibit should use simple swivel knife tooling techniques or may incorporate several swivel knife-tooling designs or patterns – exhibit examples include items such as belt; pictorial carving; key case.
- Leather: Lacing: Exhibit to include stamping and/or carving techniques incorporated with lacing techniques – exhibit examples include items such as wallets; purses; etc.
- Leather: Stitching: Exhibit may include stamping; carving and/or lacing techniques and should be a leather item or article of apparel, which incorporates hand-sewing and/or machine stitching techniques. Hand-sewing and/or machine stitching must be the work of the exhibitor.

50342 Visual Arts Metal: (Publications: *Getting Started in Art or 4-H Metal Enameling*)

Any original item made of metal such as sculpture, tin punch, engraved metal, and jewelry. Items intended for industrial use (as tools and/or shop items) are not considered part of this Visual Arts project and are not eligible for entry. Metal items that have been partially or totally created through the use of laser cutting programs/devices should be entered in Computer-Generated Art.

50343 Visual Arts Nature: (Publications: *Getting Started in Art*)

Any original item made of natural material such as wreaths, cornhusk dolls, etc. Items should be made of natural materials (which may be purchased) but securing elements such as glue and wire may be used in the inner construction as long as they do not detract from the overall "natural" appearance. Articles such as dried pressed flowers may be displayed under glass since it is necessary for protection/preservation of the natural materials. Candles are not suitable as entries. All baskets should be entered in Heritage Arts.

50344 Visual Arts Paper: (Publications: *Getting Started in Art or Paper Crafts*)

Any original item made of paper. Examples could include origami; greeting cards; paper-cut designs; paper mache; hand-made paper; paper collage; paper models of architecture; quilling, etc. Paper twist articles, made from directions in craft books and stores ARE NOT original and are not appropriate for this class. Scrapbooks should be exhibited in Visual Arts Scrapbooking.

50345 Visual Arts Scrapbooking, Beginning: (Publications: *4-H Scrapbooking*)

Exhibit one album or notebook, either 8 ½" x 11" or 12"x12", with a front and back cover. The album/notebook must have a minimum of 4 pages (front and back, 8 sides), exhibited in page protectors. "Embellishments" are defined as the decorations or special details and features that add to a page and make it more visually appealing. Embellishments may include, but are not limited to, ribbon, clips, special lettering, etc. Beginners must use a minimum of four different embellishments and tell a story with pictures. No source card is required.

Exhibitors may only exhibit in 1 level of scrapbooking based on their experience.

50346 Visual Arts Scrapbooking, Intermediate: (Publications: *4-H Scrapbooking*)

Exhibit one album or notebook, either 8 ½" x 11" or 12"x12", with a front and back cover. The album/notebook must have a minimum of 4 pages (front and back, 8 sides), exhibited in page protectors. "Embellishments" are defined as the decorations or special details and features that add to a page and make it more visually appealing. Embellishments may include, but are not limited to, ribbon, clips, special lettering, etc. Intermediate level exhibitors must use a minimum of eight different embellishments and tell a story with pictures and journaling. No source card is required. **Exhibitors may only exhibit in 1 level of scrapbooking based on their experience.**

- 50347 Visual Arts Scrapbooking, Advanced:** (Publications: *4-H Scrapbooking*)
Exhibit one album or notebook, either 8 ½" x 11" or 12"x12", with a front and back cover. The album/notebook must have a minimum of 4 pages (front and back, 8 sides), exhibited in page protectors. "Embellishments" are defined as the decorations or special details and features that add to a page and make it more visually appealing. Embellishments may include, but are not limited to, ribbon, clips, special lettering, etc. Advance level exhibitors must use a minimum of 12 different embellishments and tell a compelling story with pictures, journaling, and other media. No source card is required. **Exhibitors may only exhibit in 1 level of scrapbooking based on their experience.**
- 50348 Visual Arts Three-Dimensional Design/Mixed Media:** (Publications: *Getting Started in Art or Sketchbook Crossroads*)
Art pieces in this class must be comprised of **at least three different media**. No one medium can make up more than 40% of a piece. The piece should **be either freestanding or should be prepared to be hung**. It must be observable on at least three different sides. Originality and design are important concepts. Craft and preformed or assembled projects are not acceptable.
- 50349 Visual Arts Wood:** (Publications: *Getting Started in Art*)
Any original item made of wood (wood carving, sculpture, collage, wood burning, etc.). Utilitarian wood items made from patterns or packaged and/or pre-fabricated kits (e.g., outdoor or indoor furniture, shelves) should be entered in woodworking, not in visual arts. Popsicle stick crafts are not acceptable for State Fair entry. Wood items that have been partially or totally created through the use of laser cutting programs/devices should be entered in Computer-Generated Art. All Visual Arts Wood exhibits **MUST** have an artistic element that the exhibitor can explain. Furniture built by the exhibitor aligns with the Woodworking project area – unless the element to be judged is wood carving or wood burning that is one element of the exhibit. Exhibits will be judged using a Visual Arts Rubric and not a woodworking construction rubric.
- 50351 Visual Arts Ready4Life Challenge: (Open to 11-18 year-olds enrolled in any Visual Arts project.)**
See the general project rules for class information.

NON-ORIGINAL WORK CLASSES:

Classes 50350 and CO3000 thru CO3001 – CO3008 are for **NON-ORIGINAL WORK**. The artist may enter any article that is made from the use of a pattern, picture that was not taken by the artist, a book, or a kit. A kit is defined as pre-packaged, formed, stamped, printed or numbered canvas, or precut materials to be used in a completed craft. **ALL OF THESE CLASSES EXCEPT 50350 ARE INELIGIBLE FOR STATE FAIR.** Several non-original items may qualify for State Fair through the Heritage Arts Class. Register for classes at your discretion.

- 50350 Visual Arts Fiber Non-Original AGES 8-10 ONLY:** (Publications: *Getting Started in Art, Duct Tape Crafts, Exploring Fiber Arts, 4-H Crochet, The 4-H Crocheting Handbook, or Knitting Made Easy*)
Any non-original item made of fiber. Examples are fabric collage, soft sculpture, stitchery, weaving, embroidery, cross-stitch, crocheting, knitting, weaving, hooking, and felting. Exhibitors may use a pattern and/or an idea generated from another source.
- CO3001 Chalk/Carbon/Pigment:** (Publications: *Getting Started in Art, Sketchbook Crossroads, or Portfolio Pathways*)
any non-original art work done with pencils, chalk, pens, ink, paint, charcoal, dyes, etc.
- CO3002 Clay:** (Publications: *Getting Started in Art or Sketchbook Crossroads*)
any non-original item constructed mostly of clay. Pre-formed ceramics go here.
- CO3003 Fiber:** (Publications: *Getting Started in Art, Sketchbook Crossroads, Exploring Fiber Arts, Duct Tape Crafts, 4-H Crochet, The 4-H Crocheting Handbook, and Knitting Made Easy* Online Resource: <https://www.yarnspirations.com/searchcontent?q=knitting>)
any non-original item constructed mostly of fiber.
- CO3004 Glass/Plastic:** (Publications: *Getting Started in Art or Creating Stained Glass Projects*)
any non-original item made by using glass and/or plastic.
- CO3005 Metal:** (Publications: *Getting Started in Art or 4-H Metal Enameling*)
any non-original item constructed by using metal.
- CO3006 Nature:** (Publications: *Getting Started in Art*)
any non-original item constructed through use of materials *natural* to the environment, not artificial.
- CO3007 Paper:** (Publications: *Getting Started in Art or Paper Crafts*)
any non-original item constructed mostly of paper.
- CO3008 Wood:** (Publications: *Getting Started in Art*)
any non-original item constructed from wood for aesthetic purposes.

FOOD/CAKE DECORATING:

NOTE: These projects are judged at a different date and time than other visual arts projects.

Check-in—Tuesday, July 27, 2021, 4:00 – 6:00 p.m.

Judging—Tuesday, July 27, 2021, 4:00 – 7:00 p.m.

Check-out--Sunday, August 1, 2021, 3:00-6:00 p.m.

1. All exhibits are to be checked into the 4-H Exhibit Area between 4:00 and 6:00 p.m. on Tuesday, July 27, 2021. Exhibitors are encouraged to be present for conference judging.
2. If food products become decomposed or moldy, they will be disposed of.
3. Exhibitors are allowed to enter **ONLY ONE** Level of Cake Decorating classes based on their experience.
4. Exhibit an item noted below or use a form in place of a cake, cookie, or cupcake.
5. A list of different techniques is listed in the *4-H Cake Decorating* project manual on pages 3 – 8. You can see this online at: <https://www.uwyo.edu/4-h/projects/manuals/cake-decorating-manual.pdf>. Please note that there are only three types of Fondant techniques. You may need to use other techniques to meet the minimum needed, per the class descriptions below.

50332 Visual Arts Food/Cake Decorating Beginning: (Publications: *4-H Cake Decorating*)

Exhibit one of the following:

- Exhibit four decorated cookies, using a minimum of four different techniques.
- Exhibit four decorated cupcakes, using a minimum of four different techniques.
- Exhibit a single layer decorated cake, using a minimum of four different techniques.

50333 Visual Arts Food/Cake Decorating Intermediate: (Publications: *4-H Cake Decorating*)

Exhibit one of the following:

- Exhibit four decorated cookies, using a minimum of five Level 2 techniques.
- Exhibit four decorated cupcakes, using a minimum of five Level 2 techniques.
- Exhibit a single layer or two-layer cake, using a minimum of five Level 2 techniques.

50334 Visual Arts Food/Cake Decorating Advanced: (Publications: *4-H Cake Decorating*)

Exhibit a decorated, stacked or multi-layer cake; or a tiered cake, using a minimum of four Level 3 techniques.

50335 Visual Arts Food/Cake Decorating Master: (Publications: *4-H Cake Decorating*)

Write a one-page written description of your project, including your goals, plans, accomplishments, and evaluation of results. Include up to four pictures of your accomplishments **AND** exhibit an original design decorated cake using more than five techniques.

WEATHER & CLIMATE

Check-in—Saturday, July 24, 2021, 12:45–4:00 p.m.

Judging—Saturday, July 24, 2021, 1:00-5:00 p.m.

Check-out—Sunday, August 1, 2021, 3:00-6:00 p.m.

State Fair Entries - 1 entry total from 50392, 50393, 50394; and 1 entry from 50395. All Weather classes are premium eligible.

50392 Weather and Climate Science I: (Publications: *Weather and Climate Science, Level 1*)

Exhibit any product or display illustrating an activity from the book. The exhibit may include, but isn't limited to, original works, objects, demonstrations, digital presentations, programs, websites, games, apps, performances, or posters which you have made. Choose whatever method best shows what you've learned. You must furnish any equipment you need for your exhibit. Internet service will not be provided for the exhibit. All exhibits must include something visual, such as a printed copy of a digital presentation, which will remain on display during the exhibition. Electronic equipment will only be used during your personal judging time and will not remain on display during the entire exhibit period.

50393 Weather and Climate Science 2: (Publications: *Weather and Climate Science, Level 2*)

Exhibit any product or display illustrating an activity from the book. The exhibit may include, but isn't limited to, original works, objects, demonstrations, digital presentations, programs, websites, games, apps, performances, or posters which you have made. Choose whatever method best shows what you've learned. You must furnish any equipment you need for your exhibit. Internet service will not be provided for the exhibit. All exhibits must include something visual, such as a printed copy of a digital presentation, which will remain on display during the exhibition. Electronic equipment will only be used during your personal judging time and will not remain on display during the entire exhibit period.

50394 Weather and Climate Science 3: (Publications: *Weather and Climate Science, Level 3*)

Exhibit any product or display illustrating an activity from the book. The exhibit may include, but isn't limited to, original works, objects, demonstrations, digital presentations, programs, websites, games, apps, performances, or posters which you have made. Choose whatever method best shows what you've learned. You must furnish any equipment you need for your exhibit. Internet service will not be provided for the exhibit. All exhibits must include something visual, such as a printed copy of a digital presentation, which will remain on display during the exhibition. Electronic equipment will only be used during your personal judging time and will not remain on display during the entire exhibit period.

50395 Weather Ready4Life Challenge: (Open to 11- to 18-year-olds enrolled in any Weather and Climate project). See the general project rules for class information.

WELDING

Check-in—Saturday, July 24, 2021, 12:45–4:00 p.m.

Judging—Saturday, July 24, 2021, 1:00-5:00 p.m.

Check-out—Sunday, August 1, 2021, 3:00-6:00 p.m.

State Fair Entries – 2 entries from classes 50353, and 1 entry 50355. All Welding classes are premium eligible.

50353 Welding: (Publications: *Arcs and Sparks*)

This exhibit class is open to members who are in the 7th grade and higher. Exhibit one Arc weldment/item demonstrating the skill level of the exhibitor. Members new to the project should consider selecting a weldment from the suggested *Weldment List* found on page 43 of *Arcs and Sparks* (4-H 573 – Shielded Metal Arc Welding). **This class is for industrial welding only.** (Members that wish to use welding to create objects with an artistic appeal should consider enrolling in the 4-H Visual Arts project and consider entering those types of exhibits in the Visual Arts – Metal class.) Exhibits must be portable and cannot be exhibited on a trailer.

50355 Welding Ready4Life Challenge: (Open to 11-18 year-olds enrolled in any Welding project.) See the general project rules for class information.

WOODWORKING

Check-in—Saturday, July 24, 2021, 12:45–4:00 p.m.

Judging—Saturday, July 24, 2021, 1:00-5:00 p.m.

Check-out—Sunday, August 1, 2021, 3:00-6:00 p.m.

State Fair Entries – 2 entries classes 50357, 50358, 50359, 50360 and 1 entry from 50362. All Woodworking classes are premium eligible.

50357 Woodworking 1: (Publications: *Measuring Up*)

Any item made of wood constructed or refinished by the member, appropriate for their age, skills, and ability in this project. Exhibit a project that shows the use of a learning technique such as: using a square, hand sanding, hand saw, or coping saw. Acceptable joints are: butt joint or use of dowel rods. The only power tools that can be used are a drill, jig saw, or a circular saw. Pre-cut kits assembled by the member are not acceptable.

50358 Woodworking 2: (Publications: *Making the Cut*)

Any item made of wood constructed or refinished by the member, appropriate for their age, skills, and ability in this project. Exhibit a project that shows use of a learning technique such as: miter cut, miter joint, router, chisel, curved cut, jigsaw, circular saw, gluing wood, staple gun, power sanding, or painting. Acceptable joints are: butt joint use of dowel rods, and/or miter joints. Pre-cut kits assembled by the member are not acceptable.

50359 Woodworking 3: (Publications: *Nailing It Together*)

Any item made of wood constructed or refinished by the member, appropriate for their age, skills, and ability in this project. Exhibit a project that shows use of a learning technique such as: using a T-bevel, enlarging scale plans, using a powered circular saw, a radial arm saw, a table saw, and/or a hand plane, hinges, hasps, flush plates, or clamps. Acceptable joints are: dowel joint, rabbet joint, dado joint, spline joint, and/or tongue and groove joint. Pre-cut kits assembled by the member are not acceptable.

50360 Woodworking 4: (Publications: *Finishing Up*)

Any item made of wood constructed or refinished by the member, appropriate for their age, skills, and ability in this project. Exhibit a project that shows a learning technique such as: using a router, dovetail joints, mortise and tenon joint, using a portable planer, jointer, scraper, and/or different types of adhesives. Acceptable joints are those included in Level III or dovetail and/or mortise and tenon. Pre-cut kits assembled by the member are not acceptable.

50362 Woodworking Ready4Life Challenge: (Open to 11-18 year-olds enrolled in any Woodworking project.)

See the general project rules for class information.

EXHIBIT BUILDING AWARDS (Subject to change)

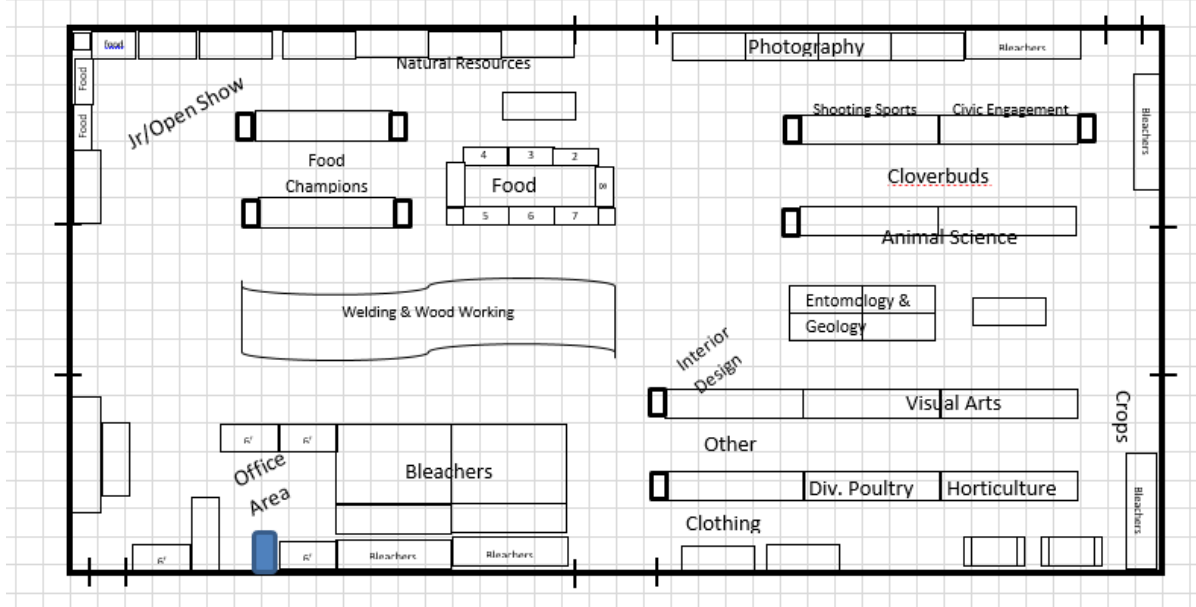
For description of the high honors awarded, please see the section on "Judging." Be aware that "Honorable Mention" rosettes are awarded at the discretion of judges. (Award winners are chosen from all classes in the Division unless otherwise listed.)

- | | | |
|---|---|---|
| Grand Champion Aerospace | Champion Maker | Wood/Metal/Textals |
| Grand Champion Animal Science | Grand Champion Nature: Natural Resources & Outdoor Adventures | Champion Original Clay |
| Grand Champion Bicycle | Grand Champion Nature: Fishing and Wildlife | Champion Computer Generated Art |
| Grand Champion Child Development | Grand Champion Photography | Champion Original Fiber |
| Grand Champion Civic Engagement | Grand Champion Plant & Soil Science | Champion Original Glass/Plastic |
| Grand Champion College & Career Readiness | Grand Champion Public Speaking | Champion Heritage Arts |
| Grand Champion Communications | Grand Champion Robotics | Champion Original Leather |
| Grand Champion Computer Science | Grand Champion Shooting Sports | Champion Original Metal |
| Grand Champion Consumer Ed | Grand Champion Small Engines | Champion Original Natural |
| Grand Champion Crops | Grand Champion Technologies | Champion Original Paper |
| Grand Champion Electricity | Grand Champion Theatre Arts | Grand Champion Scrapbooking |
| Grand Champion Entomology | Grand Champion Tractor | Champion Original 3D Design Mixed Media |
| Champion eSports | Grand Champion Vegetable Gardening | Champion Original Wood |
| Grand Champion Exploratory | Grand Champion Veterinary Science | Champion Visual Arts Ready4Life Challenge |
| Grand Champion Family Heritage | Grand Champion Video/Filmmaking | Grand Champion Non-Original Visual Arts |
| Grand Champion Floriculture | Grand Champion Weather & Climate | Grand Champion Food/Cake Decorating |
| Grand Champion Forestry | Grand Champion Welding | |
| Grand Champion Geology | Grand Champion Woodworking | |
| Grand Champion Health | Champ. Original Chalk/Carbon/Pigment: Canvas/Paper/Glass | |
| Grand Champion Intercultural | Champ. Calk/Carbon/Pigment : | |
| Grand Champion Interior Design | | |
| Grand Champion Leadership | | |

2021 Exhibit Building Map

NORTH

WEST



Map updated 2/20/2020

Thank you to our 2020 Auction Supporters!

2TK Cattle Company
AgView FS
Blackhawk veterinary services
Bocker Ruff Grain
Casper Seed Service
Compeer Financial
Eickman's Processing Co. Inc.
Harms Landscaping
Hubbard Ag Innovations
JND Cattle Company
Kristen Eby
Maplehurst Farms
Nutrien Ag Solutions
Pearl City Elevator
Pete Oliver
Polo Coop
R&H Seed Solutions
Soda Connection
Stan Eden
Steve Swanson
Stillman Bank
Stocking Equipment

Online/Virtual Auction Preparation:
Public Auction Service, Lyle & Sheryl Hopkins
Ellen Rahn



Thank you to our 2021 Fair Award Donors!

A 1 Hot Body Detailing
Alderks Tire Service
Anderson Feed
Ankney Family
Baker Acres
Blackhawk Crossing
Blain's Farm & Fleet of Sterling
Brian & Janet Hall
Byron Forest Preserve District
Christine & Kevin Carter
Cin Cinsational Dairy Goats
Craig Farms
Crisham Family Dental
Dennis & Sharon Alderks
Emily & Ben Diehl
Forreston Veterinary Clinic
Friend of 4-H
Gipsi Caravan Rabbitry
Hackbarth Farms, LLC
Hall Family Farm
Hill Haven
Hometown Auto Repair, LLC
Humphrey Livestock
Hurst Heating & Cooling Inc.
In Memory of Arnold Noon
In Memory of Bill Susina
In Memory of Carl Dilling
In Memory of Dan Sheely
In Memory of Dorothy Cultra
In Memory of Joyce Cain-Stauffer
In Memory of Larry Schier
In Memory of Linda Burr
In Memory of Lisa Eden
In Memory of Loretta Eden
Indian Ridge Kennel Club

Jim & Pat Kloeping
Joan Glendenning
John & Cori Lamberson
John & Lauren Hintzsche
Julie Meridian
Karen Marsh
Kathy Pfeiffer
Kerry Wickler/Country Financial
Lisa Lamb/Sara Pfeifer
Maplehurst Farms, Inc
Meiners Family
Mighty Clovers
Milligan Herefords
Nordman Feedlots, Inc.
Ogle County Beef Association
Ogle County Farm Bureau
Polo Cooperative Association
Polo Lions Club
Rochelle Veterinary Hospital
Roys Transfer, Inc.
Scholl Insurance Agency, Inc.
Stan's Performance, Inc.
Stillman Bank
Taylor Angus Farm
T-Byrd Lanes
Ted Gesin-Marv Miller General Contractor
Tom & Carol Guschl
Turning Point Farm
Valley View Farms
Vintage Chicks & Feed
White Pines Ranch
Zach Ankney
Zane Ankney



Entry deadline for 4-H Dog Show...

NO LATER THAN MIDNIGHT, TUESDAY, JUNE 1, 2021.

Entries must be submitted using

<https://fairent.com/Fair/SignIn/15615>

Entry deadline for Ogle County 4-H Fair...

NO LATER THAN MIDNIGHT, WEDNESDAY, JUNE 23, 2021.

Entries must be submitted using

<http://ogle4-hfair.fairent.com>



Illinois Extension

UNIVERSITY OF ILLINOIS URBANA-CHAMPAIGN

University of Illinois Extension – Ogle County

421 West Pines Road, Suite 10

Oregon, IL 61061

Phone: 815-732-2191

Fax: 217-244-5666

Email: jmgrtnr@illinois.edu

University of Illinois • USDA • Local Extension Councils Cooperating

University of Illinois Extension provides equal opportunities in programs and employment. If you need a reasonable accommodation to participate in the Ogle County 4-H Fair, please contact the Extension Office 815/732-2191. Early requests are strongly encouraged to allow sufficient time for meeting your access needs.