

Division: General Projects


4-H EXHIBIT COMMITTEE

Jeannette Mingus, Dixon, Superintendent, 815-501-8186
 Brenda Holm, Oregon, Asst. Supt., 815-973-4870
 Chris Carter, Stillman Valley
 Rosemary Hall, Esmond
 Kayla Mingus, Oregon

Bethany Kennedy, Davis Junction
 Dawn Somers, Lindenwood
 Amanda Harbaugh, Chana
 Anna Henson, Dixon
 Vickie Smith, Forreston

2022 Judging Location for each General Projects Exhibit

Ogle County Fairgrounds, 1440 North Limekiln Road, Oregon, IL 61061

<p>Saturday, July 30th Judging</p>	<p>Judging in <u>Barn C</u> will include the following Exhibits:</p> <ul style="list-style-type: none"> • Animal Science • Photography • Vet Science 	<p>Judging in <u>Exhibit Building</u> will include the following Exhibits:</p> <ul style="list-style-type: none"> • Aerospace • Bicycle • Child Development • Civic Engagement • Club Projects • College & Career Readiness • Communications • Computer Science • Consumer Ed • Drones: Unmanned Aerial Vehicles/Systems • Electricity • Entomology • eSports • Exploratory • Family Heritage • Forestry • Geology • Health • Intercultural • Interior Design • Leadership • Maker • Nature: Natural Resources & Outdoor Adventures • Nature: Fishing & Wildlife • Robotics • Shooting Sports • Small Engines • Theatre Arts • Tractor • Video/Filmmaking • Visual Arts • Weather & Climate • Welding • Woodworking
<p>Tuesday, August 2nd Judging</p>		<p>ALL projects will be judged in the <u>Exhibit Building</u>:</p> <ul style="list-style-type: none"> • Crops • Cloverbud Exhibits • Horticulture: Floriculture • Horticulture: Vegetable, Herbs, & Fruits • Food Exhibits • Plant & Soil Sciences

GENERAL PROJECTS RULES & REGULATIONS

PLEASE...

- Carefully read the *General Rules* at the front of this book.
- Carefully read the requirements for each exhibit.
- Do not enter exhibits that have already been shown at the Ogle County Fair. All entries must be products of the current 4-H year.

ABOUT YOUR PROJECT...

- 4-H'ers may enter a 4-H exhibit only in a project class they are enrolled in as of April 15. (County Fair Junior Show classes do not require project enrollment. Consult the Junior Open Show Book rules for details and class listings.)
- Use *Fair Entry Online* at <http://ogle4-hfair.fairentry.com> to register your entries.
- **BE SURE TO FOLLOW DIRECTIONS FOR YOUR SPECIFIC CLASS!** Make sure your exhibit meets requirements. If you don't follow directions, the project won't be eligible for high honor ribbons or awards.
- **PROJECT REGULATIONS**—an exhibit is the product of a 4-H member's year-long study.
- Displays are defined as 3-dimensional exhibits that sit on the floor or table.
- Posters are exhibits that should be suitable for hanging with binder clips or on nails. They may be constructed of any suitable flat media (wood, poster board, cardboard, foam board, etc.).
- A portfolio is a display in a 3-ring binder. Use of page protectors is recommended for binder exhibits.
- Most exhibits are not limited in size. However, if your project is larger than 3' X 3', please contact the Exhibit Building superintendent so they can accommodate space prior to judging. Civic Engagement, Floriculture B, Family Heritage, Intercultural, Small Engines, Photography, some Vegetable Gardening classes, and Club projects **DO** have size restrictions. Please see each department rules for size requirements.
- 4-H'ers may show only **ONE** exhibit in each class.
- 4-H exhibits may not duplicate as county open or junior fair class exhibits.
- A project exhibit may only be submitted by one person unless otherwise stated.
- No equipment will be provided for any exhibits. This includes computers, DVD players, extension cords, Internet, etc. Exhibitors should be aware that electrical outlets are not always located near judging locations and should take that into consideration when bringing exhibits. Special concerns should be brought to the attention of the Superintendent at check-in.
- The Ogle County Fair Association and Extension Office do not assume liability for loss, theft, or damage to any exhibit.
- Exhibits illustrating inappropriate subject matter and/or graphics are not acceptable. Exhibits deemed inappropriate for youth audiences will not be displayed. Items deemed potentially dangerous to fair goers may be removed from the exhibit.
- 4-H'ers are limited to receive one premium per class exhibited in premium-eligible projects.

ABOUT JUDGING DAY...

- **NEW THIS YEAR:** Check-in and judging times will be pre-scheduled by families. More information will be shared with families prior to fair.
- **COME WITH PROJECTS AT ASSIGNED JUDGING TIME!** This is critical to ensure a smooth flow of activity for our volunteer judges. Questions or conflicts about judging times should be directed to Jodi at the Ogle County Extension Office.
- A completed entry tag must accompany every exhibit. Entry tags will be mailed to families prior to judging. If you plan to drop a project, please contact to Ogle County Extension Office prior to your judging date.
- Projects must be properly tagged and ready for judging before arrival to the Ogle County Fairgrounds. No supplies will be provided for last minute fixes to projects.
- Upon arrival to the Ogle County Fairgrounds, members will be asked to check into each judging location for their projects based on the chart on the previous page. If you have multiple projects in multiple buildings, you will need to check-in with each building and bounce between those buildings to complete your judging.
- No parents/guardians will be allowed in any of buildings during judging. Parents/guardians may help outside of the buildings by handling projects, keeping track of show times, and directing their children to where they need to be. It may be necessary, depending on the number of projects, to make a list of projects, locations, and times to show. In case of bad weather, no space will be provided to keep people out of the rain, so please plan accordingly.
- Exhibits arriving after scheduled time will be displayed and may be judged (if judges are still present) but will NOT be eligible for high honors. In case of an emergency on judging night (e.g., a flat tire), call Jeannette Mingus at 815-501-8186 or Jodi Baumgartner at 815-238-4301 prior to 4:00 pm Saturday and/or by 6:00 pm Tuesday.

- All elements of the exhibit must accompany the project at the time of check-in. Missing elements may not be brought in after check-in ends. (Exceptions may be made with permission of Superintendent for computer or electrical components.)
- The conference judging method will be used. 4-H'ers' presence during judging is optional, but strongly recommended. If the 4-H'er is unable to be present, he/she must attach a completed "4-H Exhibit Report" available in the Extension office or online at: <https://extension.illinois.edu/bdo/4-h-ogle-county>
- Judges may give oral and/or written comments to 4-H'ers.
- Awards will be given at the judge's discretion.
- Should a 4-H'er be awarded a rosette or plaque, he/she must leave it in place until check-out on Sunday at the end of the fair.
- Judging sheets may be picked up beginning on Thursday of fair week at the Information table during regular Exhibit Building hours.

REMOVAL OF PROJECTS...

- Exhibits will be released on Sunday, August 7, 2022, from 3:30 – 6:00 p.m. 4-H'ers unable to pick up their exhibits during check-out time, should make arrangements to have another 4-H family or friend pick up their exhibit(s). Exhibits remaining after this time will be left at the risk of the exhibitor(s) and may be disposed of, and exhibitor will forfeit their premium.
- People who dismantle or remove 4-H exhibits before 3:30 p.m., Sunday, August 7, or before they are officially released by departmental superintendents will forfeit premiums. This rule will be enforced.

INNOVATION CLASSES

Innovation classes are open to any 4-H member. Members choosing to exhibit in the Innovation class decide the best way to show off their project mastery and knowledge for the year in that project category. Some suggestions are provided for each category, but members may choose any method they want for demonstrating project learning as long as it does not fit in any other class in that category. Only selected projects categories have an Innovation option. Please note that photography also must include one framed photo.

READY4LIFE CHALLENGE

Ready4Life classes are open to any 4-H member who was 11 – 18 years old by September 1, 2021. Exhibits in this category must include the following: a) a physical representation of the career or business product such as a model, prototype, or display/portfolio that includes images of accomplished work; b) verbal or written explanations that demonstrate knowledge of the related career or business fields, potential careers, and the appropriate requirements for achievement in those fields. The judging criteria for this class values thoroughness of career and/or business exploration and pursuit above the workmanship of the physical specimen on display. *For example:* If you want to explore a photography career, you would sign up for Photography Ready4Life. If you want to explore a vet career, you would sign up for Vet Science Ready4Life.

STATE FAIR WINNERS

- 4-H members who are selected to show at the Illinois State Fair must have turned 8 years old before September 1, 2021, to be eligible. When a judge believes an exhibit is of State Fair quality, the 4-H'er may get the State Fair delegate or alternate ribbon.
- Members whose projects receive a State Fair Delegate or Alternate Ribbon MUST attend State Fair Orientation on Thursday, August 4, 2022 at 6:00 p.m. in the Exhibit Building.
- If a 4-H'er has more than one exhibit "selected for state," he/she may only choose one eligible individual exhibit and/or one eligible group exhibit.
- Families who absolutely cannot attend State Fair orientation should discuss their intentions with the Ogle County Extension Office by Noon on Thursday, August 4, 2022 prior to the orientation session. Please call 815-732-2191 with your intentions. If we do not hear from you before orientation it will be assumed you do not wish to go to State Fair and we will offer your spot to the alternate. Once an alternate has been given a spot, it cannot be taken back. Ogle Day at the State Fair is Sunday, August 14, 2022.

Check-in—Saturday, July 30, 2022 Please arrive 15 minutes prior to your judging time.

Judging—Saturday, July 30, 2022, 1:00-5:00 p.m. Judging time information will be shared at a later date.

Check-out—Sunday, August 7, 2022, 3:30-6:00 p.m.

State Fair Entries – 2 entries from 50130, 50131; and 1 entry from 50133. All Aerospace classes are premium eligible.

50130 Model Rocketry: (Publications include: *Lift Off, Reaching New Heights, & Pilot In Command*)

Exhibit one model rocket assembled or made by the member. The exhibit will be a static display. The model rocket should be in good flying condition. DO NOT include the rocket engine with your exhibit. The rockets will not be launched. Attach the printed directions for construction of the rocket if any were used.

50131 Aerospace Display: (Publications include: *Lift Off, Reaching New Heights, & Pilot In Command*)

Prepare a display related to the aerospace project which does not fit in the model rocketry class. The exhibit may include, but isn't limited to, original works, objects, demonstrations, digital presentations, programs, websites, games, apps, performances, or posters which you have made. Choose whatever method best shows what you've learned. You must furnish any equipment you need for your exhibit. Internet service will not be provided for the exhibit. All exhibits must include something visual, such as a printed copy of a digital presentation, which will remain on display during the exhibition. Electronic equipment will only be used during your personal judging time and will not remain on display during the entire exhibit period.

50133 Aerospace Ready4Life Challenge: (Open to 11-18 year-olds enrolled in any Aerospace project.)

See the general project rules for class information.

ANIMAL SCIENCE

Check-in—Saturday, July 30, 2022 Please arrive 15 minutes prior to your judging time.

Judging—Saturday, July 30, 2022, 1:00-5:00 p.m. Judging time information will be shared at a later date.

Check-out—Sunday, August 7, 2022, 3:30-6:00 p.m.

State Fair Entries – 2 entries from classes 50135 1-12 and 1 entry from 50137. All Animal Science classes are premium eligible.

Prepare a display focusing on any activity related to the animal science project. Demonstrate the skills and knowledge you have gained through the animal project you studied. The exhibit may include, but isn't limited to, original works, objects, demonstrations, digital presentations, programs, websites, games, apps, performances, or posters which you have made. Choose whatever method best shows what you've learned. You must furnish any equipment you need for your exhibit. Internet service will not be provided for the exhibit. All exhibits must include something visual, such as a printed copy of a digital presentation, which will remain on display during the exhibition. Electronic equipment will only be used during your personal judging time and will not remain on display during the entire exhibit period. Live animals are not permitted as exhibits in this area. For safety reasons, exhibits cannot include glass, syringes with needles, or any other sharp objects.

50135A (1 – 2 yrs. In project)

OR

50135B (3 or more yrs. In project)

1. Beef
2. Cat
3. Dairy
4. Dog
5. Goat
6. Guinea Pig
7. Horse & Pony
8. Poultry
9. Rabbit
10. Sheep
11. Small Pet
12. Swine

1. Beef
2. Cat
3. Dairy
4. Dog
5. Goat
6. Guinea Pig
7. Horse & Pony
8. Poultry
9. Rabbit
10. Sheep
11. Small Pet
12. Swine

50137 Animal Science Ready4Life Challenge: (Open to 11-18 year-olds enrolled in any Animal Science project.) See the general project rules for class information.

BICYCLE

Check-in—Saturday, July 30, 2022 Please arrive 15 minutes prior to your judging time.

Judging—Saturday, July 30, 2022, 1:00-5:00 p.m. Judging time information will be shared at a later date.

Check-out—Sunday, August 7, 2022, 3:30-6:00 p.m.

Bicycle projects are not eligible for State Fair. All Bicycle classes are premium eligible.

CO101 Bicycle Level 1: (Publication: *Bicycling For Fun*)

Create a poster or display that focuses on three of the following:

- Selecting bicycle safety equipment
- Demonstrating how to fit a helmet
- Identifying bike parts and their function
- Selecting the right size bike
- How to check bicycle tires, brakes, and chains
- Recognizing traffic signs and their meaning
- General discussion of bicycling hazards
- Items to consider when planning a bike trip

CO102 Bicycle Level 2: (Publication: *Wheels in Motion*)

Create a poster or display that focuses on three of the following:

- Factors to consider when choosing a bike
- Comparing tire pressure, valve type, and tread
- Steps in fixing a flat tire
- Steps to follow when cleaning, lubricating, and replacing a bike chain
- Evaluating the braking system on a bicycle
- Factors to consider when mapping out a bike route
- Rules for smart bike riding
- Planning a menu for an all-day bike ride

CO103 Bicycle Ready4Life Challenge: (Open to 11-18 year-olds enrolled in any Bicycle project.) See the general project rules for class information.

CHILD DEVELOPMENT

Check-in—Saturday, July 30, 2022 Please arrive 15 minutes prior to your judging time.

Judging—Saturday, July 30, 2022, 1:00-5:00 p.m. Judging time information will be shared at a later date.

Check-out—Sunday, August 7, 2022, 3:30-6:00 p.m.

State Fair Entries – 3 entries from class 50141 and 1 entry from 50142. All Child Development classes are premium eligible.

50141 Child Development

(Publication: *Building a Bright Beginning or Building Blocks of Learning*)

Prepare a display that demonstrates the skills and knowledge you have gained studying child development. Topics might include, but are not limited to, selecting age appropriate toys and activities, explaining child behavior, or recognizing child safety concerns. The exhibit may include, but isn't limited to, original works, objects, demonstrations, digital presentations, programs, websites, games, apps, performances, or posters which you have made. Choose whatever method best shows what you've learned. You must furnish any equipment you need for your exhibit. Internet service will not be provided for the exhibit. All exhibits must include something visual, such as a printed copy of a digital presentation, which will remain on display during the exhibition. Electronic equipment will only be used during your personal judging time and will not remain on display during the entire exhibit period. For safety reasons, exhibits cannot include glass, syringes with needles or any other sharp objects.

50142 Child Development Ready4Life Challenge: (Open to 11-18 year-olds enrolled in any Child Development project.) See the general project rules for class information.

CIVIC ENGAGEMENT

Check-in—Saturday, July 30, 2022 Please arrive 15 minutes prior to your judging time.

Judging—Saturday, July 30, 2022, 1:00-5:00 p.m. Judging time information will be shared at a later date.

Check-out—Sunday, August 7, 2022, 3:30-6:00 p.m.

State Fair Entries – 2 entries from classes 50145, 50146, 50147, and one entry from 50149. Service Learning is not eligible for State Fair. All Civic Engagement and Service Learning classes are premium eligible. Due to space restrictions, exhibits are limited to 2'6" wide and 15" deep.

50145 Civic Engagement 1: (Publication: *All About Me*)

Exhibit a display illustrating one of the following options:

- personal information about yourself – who you are, things you like to do, things you are good at, your favorites;
- your feelings and how you handle these feelings;
- your family, their responsibilities, how you work together; **OR**
- the Family Pedigree that may include family group pages.

50146 Civic Engagement 2: (Publication: *My Neighborhood*)

Exhibit a display illustrating one of the following options:

- your neighborhood;
- how you were a good neighbor or led a service project for your community; **OR**
- a Citizenship Challenge that you helped organize and lead (see the project book for details).

50147 Civic Engagement 3: (Publication: *My Community & Me*)

Exhibit a display illustrating one of the activities that you completed within your project as it relates to one of the following categories in the manual:

- Government;
- Business and Industry;
- Transportation, Communication, & Utilities;
- Culture & Heritage;
- Natural Resources & Environment;
- Education;
- Organizations within your community;
- Tourism; **OR**
- Support Systems within your community.

50149 Civic Engagement Ready4Life Challenge: (Open to 11-18 year-olds enrolled in any Citizenship project.) See the general project rules for class information.

CO201 Service Learning 1: (Publication: *Agents of Change*)

Exhibit a binder portfolio to reflect what the exhibitor accomplished in the four steps of service learning. If exhibitor has been enrolled in project for multiple years, the binder portfolio should include previous years' work. Use of page protectors is recommended.

CO202 Service Learning 2: (Publication: *Raise Your Voice*)

Exhibit a binder portfolio to reflect what the exhibitor accomplished in the four steps of service learning. If the exhibitor has been enrolled in the project for multiple years (including Service Learning 1), the binder portfolio should include the previous years' work. Use of page protectors is recommended.

CO203 Service Learning 3: (Publication: *Raise Your Voice*)

Exhibit a binder portfolio to reflect what the exhibitor accomplished in the four steps of service learning. If the exhibitor has been enrolled in the project for multiple years (including Service Learning 1 & 2), the binder portfolio should include the previous years' work. Use of page protectors is recommended.

CLUB PROJECTS

Check-in—Saturday, July 30, 2022 Please arrive 15 minutes prior to your judging time.

Judging—Saturday, July 30, 2022, 1:00-5:00 p.m. Judging time information will be shared at a later date.

Check-out—Sunday, August 7, 2022, 3:30-6:00 p.m.

State Fair Entries – 1 club entry from Passport to the World class (50235) and 2 entries from Leadership Group class (50254). Exploratory is not eligible for State Fair. All Club projects are ineligible for premium money.

50235 Intercultural, Club, Includes *Passport to the World, Diversity & Cultural Awareness, and Latino*

Cultural Arts Projects: (Publication includes: *4-H Passport to the World, Seeing i2i-Adventures in Diversity and Culture*) Exhibit a display illustrating the steps that the club has completed on the project selected for the year. Include a written outline or report of accomplishments and future goals. The exhibit may include, but isn't limited to, original works, objects, demonstrations, digital presentations, programs, websites, games, apps, performances, or posters which you have made. Choose whatever method best shows what the club members have learned. You must furnish any equipment you need for your exhibit. Internet service will not be provided for the exhibit. All exhibits must include something visual, such as a printed copy of a

digital presentation, which will remain on display during the exhibition. Electronic equipment will only be used during your personal judging time and will not remain on display during the exhibition. The display must be manned by 3 or more club exhibitors of 4-H age (8 and older) at the time of the judge's critique. Club members should make a 5-10 minute presentation to the judge. All club members present for the judge's critique should be able to discuss the project and answer questions. Only club members present for judging (and meet the age requirements) who participate in the actual critique and presentation are eligible for ribbons. Due to space restrictions, exhibits are limited 2'6" wide and 15" deep.

50254 Leadership Group: (Open to clubs and groups whose members are enrolled in What's Leadership?)

Exhibit a display illustrating how your group has used the Teens As Leaders model effectively in your club, community, school, or state. Leadership activities might include planning, advising, promoting, mentoring, teaching, or advocating for change. The exhibit may include, but isn't limited to, original works, objects, demonstrations, digital presentations, programs, websites, games, apps, performances, or posters which you have made. Choose whatever method best shows what you've learned. You must furnish any equipment you need for your exhibit. Internet service will not be provided for the exhibit. All exhibits must include something visual, such as a printed copy of a digital presentation, which will remain on display during the exhibition. Electronic equipment will only be used during your personal judging time and will not remain on display during the entire exhibit period. The display must be accompanied by 3 or more 4-H members, at the time of the judge's critique. Club members should make a 5-10 minute presentation to the judge. All club members present for the judge's critique should be able to discuss the project and answer questions. Only club members present for judging who participate in the actual critique and presentation are eligible for ribbons. Due to space limitations, exhibits are limited to 2'6" wide and 15" deep.

CLUB1 Exploratory: Exhibit a product of your club's year-long Independent Study. The exhibit may include, but isn't limited to, original works, objects, demonstrations, digital presentations, programs, websites, games, apps, performances, or posters which you have made. Choose whatever method best shows what you've learned. You must furnish any equipment you need for your exhibit. Internet service will not be provided for the exhibit. All exhibits must include something visual, such as a printed copy of a digital presentation, which will remain on display during the exhibition. Electronic equipment will only be used during your personal judging time and will not remain on display during the entire exhibit period. A statement of purpose, equipment used, procedure followed, results observed, conclusions drawn, and references consulted should accompany the exhibited item. The display must be manned by 3 or more club exhibitors of 4-H age (8 and older) at the time of the judge's critique. Club members should make a 5-10 minute presentation to the judge. All club members present for the judge's critique should be able to discuss the project and answer questions. Only club members present for judging (and meet the age requirements) who participate in the actual critique and presentation are eligible for ribbons.

COLLEGE & CAREER READINESS

Check-in—Saturday, July 30, 2022 *Please arrive 15 minutes prior to your judging time.*

Judging—Saturday, July 30, 2022, 1:00-5:00 p.m. *Judging time information will be shared at a later date.*

Check-out—Sunday, August 7, 2022, 3:30-6:00 p.m.

State Fair Entries – 1 entry from 50365 and 1 entry from 50366. All College & Career Readiness projects are premium eligible.

50365 Build Your Future: (Publication: *Build Your Future*) Develop a Career portfolio which includes the items listed below. Members are encouraged to spend more than one year involved in this project so they have time to thoroughly explore the learning modules and develop a greater understanding of planning and preparing for their future and develop a comprehensive career planning portfolio. The original OR photocopies of the completed activities from the project manual should be included in the portfolio. Each year enrolled in the project should build on previous year's learning experiences.

- **First Year** – Complete Activities 1-4 from the Build Your Future project manual which includes: Skills...Choices...Careers; Making Career Connections; Build Your Future Through Portfolios; and Education Pay\$.
- **Second Year** – Complete Activities 5-7 from the Build Your Future project manual which includes: Career FUNds; Turn Your 4-H Passion Into Profit; and Pounding the Pavement.
- **Third Year** – Complete Activities 8-9 from the Build Your Future project manual which includes: Putting the Pieces Together: Goals for the Future; and Pathways to Success.

50366 College & Career Ready4Life Challenge: (Open to 11-18 year-olds enrolled in any College & Career Project.) See the general project rules for class information.

COMMUNICATIONS

Check-in—Saturday, July 30, 2022 Please arrive 15 minutes prior to your judging time.

Judging—Saturday, July 30, 2022, 1:00-5:00 p.m. Judging time information will be shared at a later date.

Check-out—Sunday, August 7, 2022, 3:30-6:00 p.m.

State Fair Entries - 2 entries total from 50367, 50368 a-c, 50369; and 1 entry from 50370

50367 Creative Writing (Publication: *The Writer in You*)

Each member may submit only one entry per class. Each entry is to be typewritten on 8 ½ x 11 paper and include exhibitor's name. Entries must be original and **written for the 4-H project**. Stories should be double-spaced. Poems may be single-spaced.

- **Rhymed Poetry** – An interpretation of a subject in rhymed verse. Submit a collection of three poems.
- **Free Style Poetry**– An interpretation of a subject in unrhymed verse. Submit a collection of three poems.
- **Short Story**– A fiction piece comprised of three basic elements: a theme, a plot and characters. Submit one story, maximum length –2,000 words.
- **Essay**– A short nonfiction composition in which a theme is developed or an idea is expressed. Submit one essay, maximum length –500 words.
- **Feature Story** -- Nonfiction human-interest story judged on interest to readers, writing style, readability, and thoroughness of coverage. Submit one story, maximum length –1,000 words.

50368a Communications 1: (Publication: *Communications Module 1*)

For 1st year enrolled in project: Exhibit a binder portfolio showcasing at least three activities from the project manual. Show basic activities and anything that extended lessons. For 2nd and 3rd years in project: Include everything from earlier years' work and add section showcasing at least four additional activities per year.

50368b Communications 2: (Publication: *Communications Module 2*)

For 1st year enrolled in project: Exhibit a binder portfolio showcasing at least three activities from the project manual. Show basic activities and anything that extended lessons. For 2nd and 3rd years in project: Include everything from earlier years' work and add section showcasing at least four additional activities per year.

50368c Communications 3: (Publication: *Communications Module 3*)

For 1st year enrolled in project: Exhibit a binder portfolio showcasing at least three activities from the project manual. Show basic activities and anything that extended lessons. For 2nd and 3rd years in project: Include everything from earlier years' work and add section showcasing at least four additional activities per year.

50369 Journalism: (Publication: *Journalism*)

Exhibit a binder portfolio showing the results of the appropriate year's activities noted below:

- **Year 1:** Accomplishments of a minimum of 5, 2-star activities from Part 1, answering all of the questions in the activities.
- **Year 2:** Results of doing a minimum of 5, 2-star activities in Part 2, answering all the questions in the activities.
- **Year 3:** Results of doing a minimum of 5, 3-star activities from Parts 1 and 2. One of the activities must include writing an advance story, a follow-up story, or a feature story.
- **Year 4:** Results of doing at least 2, 2-star activities and 3, 3-star activities from Part 3. If the activities include making an audio or videotape, please bring a way for the judge to listen to your tape.

50370 Communication Ready4Life Challenge: (Open to 11-18 year-olds enrolled in any Communications project.) See the general project rules for class information.

COMPUTER SCIENCE

Check-in—Saturday, July 30, 2022 Please arrive 15 minutes prior to your judging time.

Judging—Saturday, July 30, 2022, 1:00-5:00 p.m. Judging time information will be shared at a later date.

Check-out—Sunday, August 7, 2022, 3:30-6:00 p.m.

State Fair Entries – 3 entries from Computer Science classes 50159, 50160, 50161, 50162, and 1 entry from 50164. Beginning Visual Programming is not eligible for State Fair. All Computer Science classes are premium eligible.

Exhibitors may bring computer equipment for demonstration purposes. Computers will not be furnished. Internet connections are not available for use by exhibitors. Any member found to be using computer software in a manner that infringes on copyright laws will be disqualified.

CO301 Beginning Visual Programming: (Open to youth in Computer Science Visual Based Programming)

(Publication: *Computer Science Through Scratch*) Exhibit a simple program using Scratch (or other simple graphic programming language). The program should include 8 different commands including looping and getting input from the keyboard and mouse. All exhibits must include something visual, such as a poster or printed copy of a digital presentation, which will remain on display during the exhibition. Electronic equipment will only be used during your personal judging time and will not remain on display during the entire exhibit period.

50159 Intermediate Visual Programming: (Open to youth in Computer Science Visual Based Programming)

(Publication: *Computer Science Through Scratch*) Exhibit a program using Scratch (or other simple graphic programming) that you have downloaded from the internet and modified. Compare the two programs and demonstrate the changes you made to the original program; **OR** create an animated storybook using Scratch (or other simple graphical programming language). All exhibits must include something visual, such as a poster or printed copy of a digital presentation, which will remain on display during the exhibition. Electronic equipment will only be used during your personal judging time and will not remain on display during the entire exhibit period.

50160 Advance Visual Programming: (Open to youth in Computer Science Visual Based Programming)

(Publication: *Computer Science Through Scratch*) Exhibit a video game you have created in Scratch (or other simple graphic programming). All exhibits must include something visual, such as a poster or printed copy of a digital presentation, which will remain on display during the exhibition. Electronic equipment will only be used during your personal judging time and will not remain on display during the entire exhibit period.

50161 Website Design: (Open to youth in Computer Science Visual or Text Based Programming)

(Publication: *Computer Science Through Scratch* & Downloads at: go.illinois.edu/4Hcs) Exhibit an original website that you have designed. Internet access will not be provided, so exhibitors must supply their own internet hot spot or the website must be hosted on the exhibitor's computer. All exhibits must include something visual, such as a poster or printed copy of a digital presentation, which will remain on display during the exhibition. Electronic equipment will only be used during your personal judging time and will not remain on display during the entire exhibit period.

50162 Computer Open Source / Innovation CS: (Open to youth enrolled in Computer Science Text-Based Programming or robotics project). (Publication: Downloads at: go.illinois.edu/4Hcs)

Demonstrate the skills and knowledge you have gained through the Computer project. The exhibit may include, but isn't limited to, original works, objects, demonstrations, digital presentations, programs, websites, games, apps, performances, or posters which you have made. Choose whatever method best shows what you've learned. Your exhibit should not fit in the other exhibit options for this project. You must furnish any equipment you need for your exhibit. Internet service will not be provided for the exhibit. Exhibits in this class may also demonstrate successful application of open source (publicly available) computing software and/or hardware, such as Raspberry Pi and Linux, to accomplish a task. All exhibits must include something visual, such as a poster or printed copy of a digital presentation or programming flowchart, which will remain on display during the exhibition. Exhibits in this area will be judged on the computer science programming. Youth enrolled in a robotics project should choose this class if you want the exhibit to be judged on the programming of the robot. Electronic equipment will only be used during your personal judging time and will not remain on display during the entire exhibit period.

50164 Computer Science Ready4Life Challenge: (Open to 11-18 year-olds enrolled in any Computer project.) See the general project rules for class information.

CONSUMER EDUCATION

Check-in—Saturday, July 30, 2022 Please arrive 15 minutes prior to your judging time.

Judging—Saturday, July 30, 2022, 1:00-5:00 p.m. Judging time information will be shared at a later date.

Check-out—Sunday, August 7, 2022, 3:30-6:00 p.m.

State Fair Entries – 2 entries from 50168 & 50169 and 1 from 50167. Entrepreneurship is not eligible for State Fair. All Consumer Education classes are premium eligible.

CO401 Entrepreneurship: Be the EI! (Publication: *Be the "e" Entrepreneurship Activity Guide*)

Exhibit a binder portfolio or display that includes the results of at least two completed activities from each year exhibitor has been enrolled in the project. Completed activities from previous years should be included.

50168 My Financial Future – Beginner: (Publication: *My Financial Future Beginner*)

Develop a Financial Planning portfolio which includes the items listed below. This project can be completed all in one year; or a member may take several years to explore each of the activities and develop a more detailed financial plan. The original OR photocopies of the completed activities from the project manual should be included in the portfolio. Each year enrolled in the project should build on previous year experiences.

First Year – Complete Activities 1-6 from the My Financial Future – Beginner project manual which includes: Who Needs This?; Let's get SMART; Bringing Home the Bacon; Managing Your Money Flow; My Money Personality; and Money Decisions.

Second Year and Beyond – Complete Activities 7-11 from the My Financial Future – Beginner project manual which includes: Banking your \$\$\$\$; Charging it Up; Check it Out; Better than a Piggy Bank!; and My Work; My Future.

50169 My Financial Future – Advanced: (Publication: *My Financial Future Advanced*)

Building on your previous work in My Financial Future – Beginner project, continue adding to your Financial Planning portfolio which includes the items listed below. Members are encouraged to spend more than one year involved in this project so they have time to thoroughly explore the learning modules and develop a greater understanding of financial literacy, planning for their future, and develop a comprehensive career and financial planning portfolio. The original OR photocopies of the completed activities from the project manual should be included in the portfolio. Each year enrolled in the project should build on previous year's learning experiences.

First Year – Complete two activities from Module 1: Earning Income and Career Planning and Module 2: Organizing Your Flow.

Second Year – Complete all activities not previously completed in Module 1: Earning Income and Career Planning and Module 2: Organizing Your Flow; **AND** a minimum of two of the activities from Module 3: Working with Banks and Credit Unions: Bank on It and Module 4: Making Your \$ Work 4 U.

Third Year and beyond – Complete all activities not previously completed in Module 3: Working with Banks and Credit Unions: Bank on It and Module 4: Making Your \$ Work 4 U; **AND** a minimum of two activities from Module 5: Credit and Consumer Breadcrumbs.

50167 Consumer Ed Ready4Life Challenge: (Open to 11-18 year-olds enrolled in any Consumer Education project.) See the general project rules for class information

CROPS

Check-in—Tuesday, August 2, 2022 Please arrive 15 minutes prior to your judging time.

Judging—Tuesday, August 2, 2022, 3:00 – 7:00 p.m. Judging time information will be shared at a later date.

Check-out—Sunday, August 7, 2022, 3:30-6:00 p.m.

State Fair Entries – 3 entries from classes 50170, 50171, 50172, 50173, and 1 from class 50175. All Crop classes are premium eligible.

Crops should be displayed in a bucket of water or plastic bag so judge can view the root system.

50170 Soybeans: (Publication: *Soybeans: 4-H Crops & Soils*)

Exhibit five fresh plants (include root system that is washed) that are representative of member's 4-H project field; **OR** exhibit an experimental or educational project related to one experience from your project. Include explanation of the project in a report for public understanding. Include the member's crop records with the exhibit, such as the 4-H Crop record found online @ 4h.extension.illinois.edu, an FFA crops record, or similar information.

50171 Corn: (Publication: *Corn: 4-H Crops & Soils*)

Exhibit two fresh plants of field corn (include root system that is washed), that is representative of member's 4-H project field; **OR** exhibit an experimental or educational project related to one experience from your project. Include explanation of the project in a report for public understanding. *Sweet corn should be exhibited in Vegetable Gardening* unless being raised under commercial contract by the exhibitor. Include the member's crop records with the exhibit, such as the 4-H Crop record, found online @ 4-H.illinois.edu, an FFA crops record, or similar information.

50172 Small Grains: (Publication: *Small Grains: Wheat, Oats, Barley, & Rye: 4-H Crops & Soils*)

Exhibit one gallon of the current year's crop of oats, wheat, rye, or barley that is representative of the member's 4-H project field; **OR** exhibit an experimental or educational project related to one experience from your project. Include explanation of the project in a report for public understanding. Include the

member's crop records with the exhibit, such as the 4-H Crop record found online @ 4h.extension.illinois.edu, an FFA crops record, or similar information.

- 50173 Crops Innovation Class: (Open to youth enrolled in any Crops project.)** Demonstrate the skills and knowledge you have gained through the Crops project. This could be related to, but not limited to crop production, crop utilization, or topics of interest to the member related to agronomy. The exhibit may include, but isn't limited to, original works, objects, demonstrations, digital presentations, programs, websites, games, apps, performances, or posters which you have made. Choose whatever method best shows what you've learned. Your exhibit should not fit in the other exhibit options for this project. You must furnish any equipment you need for your exhibit. Internet service will not be provided for the exhibit. All exhibits must include something visual, such as a printed copy of a digital presentation, which will remain on display during the exhibition. Electronic equipment will only be used during your personal judging time and will not remain on display during the entire exhibit period.
- 50175 Crops Ready4Life Challenge: (Open to 11-18 year-olds enrolled in any Crops project.)** See the general project rules for class information.

DRONES: UNMANNED AERIAL VEHICLES/SYSTEMS

Check-in—Saturday, July 30, 2022 Please arrive 15 minutes prior to your judging time.

Judging—Saturday, July 30, 2022, 1:00-5:00 p.m. Judging time information will be shared at a later date.

Check-out—Sunday, August 7, 2022, 3:30-6:00 p.m.

State Fair Entries – 2 entries from 50375 and 2 entries from 50376. All classes are premium eligible.

Choose one of the following classes based on your interest and skill level. Each Exhibitor must complete all three sections of Quads Away Curriculum and display (or upload) a completed Mission Logbook.

50375 UAV Display: (Quads Away: A Drone Curriculum For All: <https://go.illinois.edu/QuadsAway>)

Prepare a display related to the Drones/UAV project on the topic of your choosing. The exhibit may include, but isn't limited to, original works, objects, demonstrations, digital presentations, programs, websites, games, apps, performances, or posters which you have made. Choose whatever method best shows what you've learned. You must furnish any equipment you need for your exhibit. Internet service will not be provided for the exhibit. All exhibits must include something visual, such as a printed copy of a digital presentation, which will remain on display during the exhibition. Electronic equipment will only be used during your personal judging time and will not remain on display during the entire exhibit period. Non-UAV/ Drone projects should not be entered in this class (see Aerospace Display).

50376 UAV Unmanned Aerial Systems:

(Quads Away: A Drone Curriculum For All: <https://go.illinois.edu/QuadsAway>)

Exhibit one Unmanned Aerial Vehicle and associated system assembled or made by the member. UAV or Drone exhibits in this class must be either originally designed or built from a kit of reconfigurable parts and components. These displays are limited to multicopters (tri, quad, hex, and octocopters), as well as FPV airplanes and flying wings with wingspans up to 36". A detailed build log with pictures, as well as a Mission Logbook must be included. The UAV MUST have a Flight Controller and utilize a camera/video transmission system. The exhibit will be a static display. The Drone should be in good flying condition with batteries fully charged, and all UAS components (including Video System) ready to demonstrate. DO NOT display your UAV with the propellers on, but rather on the table to the side of your UAV. The Drone will not be flown. Attach the printed directions/instructions of the UAV if any were used.

ELECTRICITY

Check-in—Saturday, July 30, 2022 Please arrive 15 minutes prior to your judging time.

Judging—Saturday, July 30, 2022, 1:00-5:00 p.m. Judging time information will be shared at a later date.

Check-out—Sunday, August 7, 2022, 3:30-6:00 p.m.

State Fair Entries – 3 entries from classes 50177, 50178, 50179, and 1 from class 50181. Electricity 4 is not State Fair eligible. All Electricity classes are premium eligible.

Projects using paper clips, cardboard, thumbtacks, & brads are not eligible for state fair exhibits in electricity. Members wishing to exhibit these types of projects should consider exhibiting in Junkdrawer Robotics 1 or 2. It is strongly suggested that members use recommended construction details including proper color coding provided by the Energy Education Council (EEC) that have been provided on the EEC 4-H website; <http://www.energyeducation.org/4-H.html>.

50177 Electricity 1: (Publication: *Magic of Electricity*)

(May only be battery-powered projects using battery components and wiring). Exhibit a:

- momentary switch,
- simple switch,
- basic circuit,
- electromagnet,
- galvanometer, **OR**
- an electric motor.

Projects must include a report explaining how the project was constructed and the principles demonstrated. Recommendations can be found on the EEC website.

50178 Electricity 2: (Publication: *Investigating Electricity*)

(May only be battery-powered projects using battery components and wiring) Exhibit a:

- circuit board demonstrating parallel and series switches, including a circuit diagram;
- 3-way or 4-way switch circuit using DC/battery; **OR**
- a basic electrical device (examples: rocket launcher, burglar alarm, etc.).

All projects must include a report explaining how the project was constructed and the principles demonstrated. Recommendations can be found on the EEC website.

50179 Electricity 3: (Publication: *Wired For Power*) Exhibit a:

- 120V lighting fixture or other appliance which uses a switch; **OR**
- two electrical household circuits using 120V materials to comply with National Electrical Code, one with a simple on/off switch to control bulb, and one using 3-way switches to control light from two locations; **OR**
- other project which demonstrates principles in the *Wired for Power* book.

All electricity projects must include a report, explaining how the project was constructed, and principles for its operation. Recommendations can be found on the EEC website.

CO501 Electricity 4: (Publication: *Entering Electronics*)

Exhibit any electronic or solid state appliance. All electricity projects must include a report, explaining how the project was constructed, and principles for its operation. Exhibitor must be able to explain how the project was constructed, how it is to be used, and how it works. When project is being constructed, general safety and workmanship should be considered.

50181 Electricity Ready4Life Challenge: (Open to 11-18 year-olds enrolled in any Electricity project.) See the general project rules for class information.

ENTOMOLOGY

Check-in—Saturday, July 30, 2022 Please arrive 15 minutes prior to your judging time.

Judging—Saturday, July 30, 2022, 1:00-5:00 p.m. Judging time information will be shared at a later date.

Check-out—Sunday, August 7, 2022, 3:30-6:00 p.m.

Size and number of exhibit cases should relate appropriately to the number of insects being displayed for a specified class. Cases should be no deeper than 4". Cases should be displayed with a glass or plastic cover on the box. Exhibitors should note that Entomology exhibits may be placed UPRIGHT for display.

ENTOMOLOGY GENERAL

State Fair Entries – 2 entries from classes 50183, 50184, 50185, 50186 and 1 entry from 50187. All Entomology classes are premium eligible.

50183 Entomology 1: (Publication: *Teaming with Insects Level 1*)

Exhibit 15 or more species representing four or more orders. Collection must be accurately labeled. Exhibitors must also include the Entomology 1 project manual, with at least one completed activity for each year enrolled. The project manual must be included. Rules for pinning and labeling insects are available from the Extension office.

50184 Entomology 2: (Publication: *Teaming with Insects Level 2*)

Exhibit 30 or more species representing eight or more orders. Collection must be accurately labeled. Exhibitors must also include the Entomology 2 project manual, with at least one completed activity for each year enrolled. The project manual must be included. Rules for pinning and labeling insects are available from the Extension office.

50185 Entomology 3: (Publication: *Teaming with Insects Level 3*)

Exhibit 60 or more species representing twelve or more orders. Collection must be accurately labeled. Exhibitors must also include the Entomology 3 project manual, with at least one completed activity for each year enrolled. The project manual must be included. Rules for pinning and labeling insects are available from the Extension office.

- 50186 Entomology Display: (Open to youth enrolled in Entomology 1, Entomology 2, or Entomology 3)**
Exhibit any activity or display related to Entomology that does not fit into Entomology Classes 1, 2, or 3 above. The exhibit may include, but isn't limited to, original works, objects, demonstrations, digital presentations, programs, websites, games, apps, performances, or posters which you have made. Choose whatever method best shows what you've learned. You must furnish any equipment you need for your exhibit. Internet service will not be provided for the exhibit. All exhibits must include something visual, such as a printed copy of a digital presentation, which will remain on display during the exhibition. Electronic equipment will only be used during your personal judging time and will not remain on display during the entire exhibit period.
- 50187 Entomology Ready4Life Challenge: (Open to 11-18 year-olds enrolled in any Entomology project.)**
See the general project rules for class information.

ENTOMOLOGY BEEKEEPING

State Fair Entries - 2 entries total from Classes 50188, 50189, 50190; and 1 entry from 50191.

Create an exhibit that shows the public what you learned in the beekeeping project this year. **Note:** No bee hives may be exhibited. (Honey moisture content will be measured.) Fill level: the honey should be filled to the jar shoulder, not over, nor under. Chunk honey should go in a wide-mouth jar, preferably one specially made for chunk honey (see beekeeping catalogs). Be careful to distinguish "chunk honey" (comb in jar) from "cut comb" (comb only in plastic box). *Honey exhibited (including chunk, cut comb, and sections) must be collected since the previous year's fair.*

- 50188 Beekeeping 1** (*Publication: Understanding the Honey Bee*)
Exhibit an educational display for one (1) of the following:
- Flowers Used to Make Honey. Display pressed flowers from ten (10) different Illinois plants that bees use for making honey.
 - Uses of Honey and Beeswax.
 - Setting Up a Bee Hive.
 - Safe Handling of Bees.
 - Equipment needed by a Beekeeper.
- 50189 Beekeeping 2:** (*Working with Honey Bees*)
Exhibit one (1) of the following:
- Extracted Honey: Three (3) 1# jars, shown in glass, screw-top jars holding 1 # of honey each.
 - Chunk honey (comb in jar): Three (3) 1# jars (wide-mouth glass jars).
 - Cut-comb honey: Three (3) 1# boxes (boxes are usually 4 ½" x 4 ½").
 - Section honey: three (3) sections of comb honey (in basswood boxes or Ross rounds).
 - Working with Honey Bees. Present a topic from your project manual to teach fairgoers about working with honey bees. Use your knowledge and creativity to display this information on a poster or in a notebook.
- 50190 Beekeeping 3:** (*Advanced Beekeeping Methods*)
Exhibit three (3) of the five (5) kinds of honey listed below (#1-5) or prepare an educational display about honey bees or beekeeping.
1. Extracted Honey: Three (3) 1# jars in glass, screw-top jars holding 1 # of honey each.
 2. Chunk Honey (comb in a jar): Three (3) 1# jars (wide-mouth glass)
 3. Cut-comb Honey: Three (3) 1# boxes (boxes are usually 4 ½" x 4 ½" in size).
 4. Comb Honey- 3 sections (honey built by bees in frames of wood commonly called "sections" (boxes are usually 4 ½" x 4 ½" in size)
 5. Section honey: three (3) sections of comb honey (in basswood boxes or Ross rounds)
 6. Prepare an educational display about honey bees or beekeeping.
- 50191 Entomology Beekeeping Ready4Life Challenge: (Open to 11-18 year-olds enrolled in any Entomology project)** See the General Projects rules for class information.

ESPORTS

Check-in—Saturday, July 30, 2022 Please arrive 15 minutes prior to your judging time.

Judging—Saturday, July 30, 2022, 1:00-5:00 p.m. *Judging time information will be shared at a later date.*
Check-out—Sunday, August 7, 2022, 3:30-6:00 p.m.

State Fair Entries - 3 entries from 50478.

All exhibitors must complete all activities in the Illinois 4-H eSports Pilot Curriculum. All classes are premium eligible.

Exhibitors may bring computer equipment for demonstration purposes. Computers will not be furnished. Internet connections are not available for use by exhibitors. Any member found to be using computer software in a manner that infringes on copyright laws will be disqualified.

All exhibits must include something visual, such as a printed copy of a digital presentation, which will remain on display during the exhibition. Electronic equipment will only be used during your personal judging time and will not remain on display during the entire exhibit period.

50378 eSports (Publication: Illinois 4-H eSports Pilot Curriculum at <https://go.illinois.edu/esportspilot>)
Compete in at least 1 ranked tournament online or in person (either as a team or solo), and fully document your progress throughout. Any game with a documentable bracket system, and at least 3 rounds counts. Be sure to include a description of the tournament, your match information, your win-loss record, and description of the game and platform being used to play the game (Ram requirements/capabilities of your machine, video card specs., etc.). Prepare a PowerPoint presentation describing your journey through eSports (including your 1 mandatory tournament), what you have learned about gaming/eSports, and why you think more youth should be involved. Also include a detailed description of your most important win, explaining your strategy in that victory. Be sure to include screenshots and video, if possible. Load your presentation to a USB drive, and be sure to add narration if uploading for virtual exhibition.

EXPLORATORY

Check-in—Saturday, July 30, 2022 *Please arrive 15 minutes prior to your judging time.*
Judging—Saturday, July 30, 2022, 1:00-5:00 p.m. *Judging time information will be shared at a later date.*
Check-out—Sunday, August 7, 2022, 3:30-6:00 p.m.

State Fair Entries: Exploratory Projects are not eligible for State Fair. Welcome to 4-H and Collectibles are premium eligible. Exploratory Club project not premium eligible.

CO601 Exploratory (Welcome to 4-H): (Publication: *Welcome to 4-H*)
Youth **ages 8 – 10** may exhibit a display on one of the following topics from the project book: windowsill gardening, 4-H animals, 4-H family, or coat of arms.

CO602 Collectibles: (Publication: *My Favorite Things*)
Bring your completed project book. Also bring either your collection or examples of your collection (if it's too large to bring) with pictures of total collection, OR an exhibit or poster illustrating one feature of the project.

CLUB1 Exploratory: (Open to clubs and groups whose members are enrolled in Exploratory) See the Club Projects division for class information.

FAMILY HERITAGE

Check-in—Saturday, July 30, 2022 *Please arrive 15 minutes prior to your judging time.*
Judging—Saturday, July 30, 2022, 1:00-5:00 p.m. *Judging time information will be shared at a later date.*
Check-out—Sunday, August 7, 2022, 3:30-6:00 p.m.

State Fair Entries – 1 entry from 50197; and 1 entry from 50199. All classes are premium eligible.

50197 Family Heritage (Publication: *Family History Treasure Hunt*)
Prepare an exhibit of items, pictures, maps, charts, slides/tapes, drawings, illustrations, writings or displays that depict the heritage of the member's family or community or 4-H history. Please note: Exhibits are entered at 4-H'ers own risk. 4-H is not responsible for loss or damage to family heirloom items or any items in this division. Displays should not be larger than 22" x 28" wide. If the size needs to be a different size because the historical item is larger than 22"x28" please contact the superintendents for approval.

50199 Family Heritage Ready4Life Challenge (Open to 11- to 18-year-olds enrolled in any Family Heritage project) See the General Projects rules for class information.

FORESTRY

Check-in—Saturday, July 30, 2022 Please arrive 15 minutes prior to your judging time.

Judging—Saturday, July 30, 2022, 1:00-5:00 p.m. Judging time information will be shared at a later date.

Check-out—Sunday, August 7, 2022, 3:30-6:00 p.m.

State Fair Entries – 1 entry from classes 50212, 50213, 50214, and 1 entry from 50216. All classes are premium eligible.

50212 Forests of Fun 1: (Publication: *Follow the Path*)

Exhibit any product or display illustrating an activity from the book. The exhibit may include, but isn't limited to, original works, objects, demonstrations, digital presentations, programs, websites, games, apps, performances, or posters which you have made. Choose whatever method best shows what you've learned. You must furnish any equipment you need for your exhibit. Internet service will not be provided for the exhibit. All exhibits must include something visual, such as a printed copy of a digital presentation, which will remain on display during the exhibition. Electronic equipment will only be used during your personal judging time and will not remain on display during the entire exhibit period.

50213 Forests of Fun 2: (Publication: *Reach for the Canopy*)

Exhibit any product or display illustrating an activity from the book. The exhibit may include, but isn't limited to, original works, objects, demonstrations, digital presentations, programs, websites, games, apps, performances, or posters which you have made. Choose whatever method best shows what you've learned. You must furnish any equipment you need for your exhibit. Internet service will not be provided for the exhibit. All exhibits must include something visual, such as a printed copy of a digital presentation, which will remain on display during the exhibition. Electronic equipment will only be used during your personal judging time and will not remain on display during the entire exhibit period.

50214 Forests of Fun 3: (Publication: *Explore the Deep Woods*)

Exhibit any product or display illustrating an activity from the book. The exhibit may include, but isn't limited to, original works, objects, demonstrations, digital presentations, programs, websites, games, apps, performances, or posters which you have made. Choose whatever method best shows what you've learned. You must furnish any equipment you need for your exhibit. Internet service will not be provided for the exhibit. All exhibits must include something visual, such as a printed copy of a digital presentation, which will remain on display during the exhibition. Electronic equipment will only be used during your personal judging time and will not remain on display during the entire exhibit period.

50216 Forestry Ready4Life Challenge: (Open to 11-18 year-olds enrolled in any Forestry project.) See the general project rules for class information.

GEOLOGY

Check-in—Saturday, July 30, 2022 Please arrive 15 minutes prior to your judging time.

Judging—Saturday, July 30, 2022, 1:00-5:00 p.m. Judging time information will be shared at a later date.

Check-out—Sunday, August 7, 2022, 3:30-6:00 p.m.

State Fair Entries – 3 entries from classes 50218, 50219, 50220, 50221, 50222, and 1 entry from 50224. All Geology classes are premium eligible.

Size and number of exhibit cases should relate appropriately to the number of specimens being displayed for a specified class. Specimens are not limited to Illinois locations.

50218 Pebble Pups 1: (Publication: *Geology – Introduction to the Study of the Earth*)

Display 8 to 19 rocks and mineral specimens with three minerals in the collections. Collection may include duplications that show variations. Label collection and note where found.

50219 Pebble Pups 2: (Publication: *Geology – Introduction to the Study of the Earth*)

Display at least 20, but no more than 29, rocks and mineral specimens with seven minerals in the collections. Collection may include duplications that show variations. Label collection and note where found.

50220 Rock Hounds 1: (Publication: *Geology – Introduction to the Study of the Earth*)

Display at least 30, but no more than 40, rocks and mineral specimens with ten minerals in the collection. Rocks should include at least three igneous, two metamorphic, and three sedimentary groups. Label collection and note where found.

50221 Rock Hounds 2: (Publication: *Geology – Introduction to the Study of the Earth*)

Display at least 41, no more than 50, specimens that have been selected to illustrate a specific theme of the exhibitor's choosing. Be creative. Sample categories could include (but are not limited to): industrial minerals and their uses; a specific rock group and the variety that occurs in that group, including some minerals that occur in that environment; select fossils traced through the geologic ages; minerals and their crystal habits; rocks and minerals used in the lapidary arts.

50222 Geology Innovation Class: (Open to youth enrolled in Geology.) Demonstrate the skills and knowledge you have gained through the Geology project. Exhibit may be the result of knowledge gained from project manuals; independent study about Illinois rock(s) and mineral(s), interaction with geology professionals; and/or individual exploration in the area of geology. The exhibit may include, but isn't limited to, original works, objects, demonstrations, digital presentations, programs, websites, games, apps, performances, or posters which you have made. Choose whatever method best shows what you've learned. Your exhibit should not fit in the other exhibit options for this project. You must furnish any equipment you need for your exhibit. Internet service will not be provided for the exhibit. All exhibits must include something visual, such as a printed copy of a digital presentation, which will remain on display during the exhibition. Electronic equipment will only be used during your personal judging time and will not remain on display during the entire exhibit period.

50224 Geology Ready4Life Challenge: (Open to 11-18 year-olds enrolled in any Geology project.) See the general project rules for class information.

HEALTH

Check-in—Saturday, July 30, 2022 Please arrive 15 minutes prior to your judging time.

Judging—Saturday, July 30, 2022, 1:00-5:00 p.m. Judging time information will be shared at a later date.

Check-out—Sunday, August 7, 2022, 3:30-6:00 p.m.

State Fair Entries – 3 entries from classes 50226, 50227, 50228, 50229, and 1 entry from 50231. CO301 not eligible for State Fair. All Health classes are premium eligible.

Project books are required during judging only. If you leave your project book after conference judging, it must be attached to your project, and labeled with your name.

50226 Health 1: (Publication: *First Aid in Action*) Select four First Aid Skills and complete the activities for that section. Bring the project book and be prepared to discuss the completed sections. Exhibit a family first aid kit and be prepared to explain what each item is used for.

50227 Health 2: (Publication: *Staying Healthy*) Select four Staying Healthy skills and complete the activities for that section. Bring the project book and be prepared to discuss the completed sections. Exhibit a "smarts" project as explained in the project manual.

50228 Health 3: (Publication: *Keeping Fit*) Select four Keeping Fit Skills and complete the activities for that section. Bring the project book and be prepared to discuss the completed sections. Exhibit a poster or display on one of the Keeping Fit Skills.

50229 Health Innovation Class: (Open to youth enrolled in Health 1, 2, or 3) Demonstrate the skills and knowledge you have gained through the Health project. The exhibit may include, but isn't limited to, original works, objects, demonstrations, digital presentations, programs, websites, games, apps, performances, or posters which you have made. Choose whatever method best shows what you've learned. Your exhibit should not fit in the other exhibit options for this project. You must furnish any equipment you need for your exhibit. Internet service will not be provided for the exhibit. All exhibits must include something visual, such as a printed copy of a digital presentation, which will remain on display during the exhibition. Electronic equipment will only be used during your personal judging time and will not remain on display during the entire exhibit period.

50231 Health Ready4Life Challenge: (Open to 11-18 year-olds enrolled in any Health project.) See the general project rules for class information.

CO701 Health - Your Thoughts Matter – Navigating Mental Health

Prepare an exhibit that demonstrates the knowledge and understanding gained through completion of the Your Thoughts Matter Member Project Guide. Exhibit the following 1) a poster or display that highlights activities and knowledge gained as you completed any two of activities 1 – 9 included in the curriculum; AND 2) the item you created in Activity 10 - the flyer, website, video, or other promotional tool that points

individuals to the resources you found. To exhibit in this project area, 4-H members must have been involved in a 4-H Your Thoughts Matter SPIN Club experience.

HORTICULTURE: FLORICULTURE

Check-in—Tuesday, August 2, 2022 Please arrive 15 minutes prior to your judging time.

Judging—Tuesday, August 2, 2022, 3:00 – 7:00 p.m. Judging time information will be shared at a later date.

Check-out—Sunday, August 7, 2022, 3:30-6:00 p.m.

State Fair Entries – 3 entries from classes 50192, 50193, 50194, 50195, 50196 and 1 entry from 50198. All Floriculture classes are premium eligible.

50192 Floriculture A: (Publication: *Floriculture Level A*)

Exhibit **one** of the following options:

1. Create a flower arrangement; either a round center piece style arrangement or a bud vase. No silk flowers are permitted.
2. Create a photo collage or a collection of pictures of flowers that you have raised. Label your flowers by name and tell if you started with a seed, cutting, or transplants. Mount pictures on a poster board.
3. Exhibit in one container, 3 stems of blooms - each with attached foliage. Foliage that would go inside the container may be removed. All three blooms or stems should be the same variety, color, shape, and size and must have been grown from seed, young seedling plants, bulbs, or rhizomes by the exhibitor. (NOTE: Exhibitors choosing lilies should include no more than 2/3 of foliage for their exhibit.)

50193 Floriculture B: (Publication: *Floriculture Level B*)

Exhibit **one** of the following options:

1. Display a mixed planter that may include herbs with foliage plants and/or flowering plants. The planter should include three or more kinds of plants. The container exhibit space must not exceed 18"x18".
2. Create an artistic display of dried flowers and/or herbs explaining how each was dried; **OR**
3. Create a photo collage or collection of pictures of plants from your theme garden. Label your plants by name and explain how the plants were chosen to fit the theme.
4. Create an artistic fairy garden of plants, flowers and/or herbs. Explain the process you utilized to prepare your fairy garden. Label your plants by name and explain how the plants were chosen to fit the theme.

50194 Floriculture C: (Publication: *Floriculture Level C*)

Exhibit one of the following options:

1. Create a terrarium. Selected plants should be started by the exhibitor from cuttings, or seeds, or as purchased plugs. The terrarium must be cared for by the exhibitor for at least 5 months. Exhibitor should be able to explain the different plant, soil, and environmental needs and watering requirements of a closed system.
2. Exhibit a plant that you propagated from cuttings, layering or division, or started from seed. Create a photo board showing the progression of growth. For tips on vegetative propagation of houseplants, go to resources at the bottom of the page: <https://4h.extension.illinois.edu/members/projects/horticulture>

50195 Floriculture D: (Publication: *Floriculture Level D*)

Exhibit one of the following options:

1. Create a centerpiece around a theme such as a wedding, holiday, birthday, etc. No silk flowers are permitted.
2. Create an exhibit of forced bulbs in a pot.

50196 Floriculture Display: (Open to youth enrolled in Floriculture A, Floriculture B, Floriculture C, and Floriculture D) Present an exhibit of the member's choice that focuses on some aspect of floriculture which does not fit in the categories above. The exhibit may include, but isn't limited to, dish gardens, original works, objects, demonstrations, digital presentations, programs, websites, games, apps, performances, or posters which you have made. Choose whatever method best shows what you've learned. You must furnish any equipment you need for your exhibit. Internet service will not be provided for the exhibit. All exhibits must include something visual, such as a printed copy of a digital presentation, which will remain on display during the exhibition. Electronic equipment will only be used during your personal judging time and will not remain on display during the entire exhibit period.

50198 Floriculture Ready4Life Challenge: (Open to 11-18 year-olds enrolled in any Floriculture project.)
See the general project rules for class information.

HORTICULTURE: VEGETABLE, HERBS, & FRUITS

Check-in—Tuesday, August 2, 2022 Please arrive 15 minutes prior to your judging time.

Judging—Tuesday, August 2, 2022, 3:00 – 7:00 p.m. Judging time information will be shared at a later date.

Check-out—Sunday, August 7, 2022, 3:30-6:00 p.m.

State Fair Entries – 3 entries from classes 50313, 50314, 50315, 50316, 50317 and 1 entry from 50318. Most unusual or odd shaped vegetable (CO2001) and decorated vegetable (CO2002) are not eligible for State Fair. All Vegetable, Herb, and Fruit classes are premium eligible.

All exhibits must have been grown by the exhibitor as part of their current gardening 4-H project. Exhibitors should be knowledgeable about various aspects of the produce, including but not limited to different varieties, soil testing, fertilizers used, etc. Exhibits should be prepared according to the Illinois Vegetable Garden Guide website: <http://web.extension.illinois.edu/vegguide/>. Waxes and oils may not be used on vegetables or fruits. Any plant infested with insects will be removed from the exhibit area and will not be eligible for champion awards.

50313 Herb Display (Open to youth in Vegetable Gardening A, Vegetable Gardening B, Vegetable Gardening C, and Vegetable Gardening D)

Herbs should be grown in pots (8" maximum diameter). Categories: Mint, Oregano, Rosemary, Sage, Thyme, and all other herbs. Herbs should be labeled with common and Latin names. Herbs should be in your care for a minimum of three months for state fair exhibits. Remove dead leaves from plants and check that the soil is clear of debris such as dead leaves. In addition to class Champions, Herb Category Grand and Reserve Grand Champions may be selected. When exhibiting herb plants, be sure to grow the plants in the container to be displayed to avoid transplant shock. Exhibits will be evaluated based on cleanliness, uniformity, condition, quality, and trueness to variety. Additional herb resources are located on the project resources section of the Illinois 4-H website.

50314 Vegetable/Fruit Display: (Publications: *See Them Sprout, Let's Get Growing, Take Your Pick, or Growing Profits*)

1. This class is allowed a 2'6" x 2'6" space for display.
2. Display must include 6 or more different kinds of vegetables or fruits. There may not be more than 2 different varieties of any vegetable/fruit. For example, red and white potatoes would be classified as two different varieties. Acorn squash and zucchini would be classified as two different vegetables.
3. The number and type of vegetables/fruits used must conform to the Vegetable/Fruit Plate/Display List. *Fruit Plate list is below vegetable plate list.*
4. Exhibitor must provide the name and variety of all vegetables/fruits used (i.e., Cabbage – Golden Acre; Cucumber, slicing – Straight Eight; Tomatoes, slicing – Rocky Top, Snap Beans – Contender, etc.)

50315 Vegetable Plate: (Publications: *See Them Sprout, Let's Get Growing, Take Your Pick, or Growing Profits*)

1. Exhibit must include 2 single vegetable plates. (Exhibitor will furnish the disposable plates.)
2. Number of vegetables on each plate must conform to plate list below.
3. Only one variety on each plate.
4. An exhibitor cannot show two plates of the same type vegetable. (i.e., Cannot exhibit red *and* white potatoes or zucchini *and* straightneck summer squash.)
5. Name and 4-H Club must be noted on both plates.

VEGETABLE PLATE/DISPLAY LIST

When selecting vegetables for exhibition, keep in mind that the judge will evaluate them on the basis of cleanliness, uniformity, condition, quality, and trueness to variety. (*Lists are provided by U of I Extension Horticulturists. Items are listed according to the correct definition of vegetables.*)

Asparagus (5 spears)
Beans, Lima (12 pods)

Beans, Snap, Green Pod, or Golden Wax (12 pods)
Beets (5)

Broccoli (1 head)
 Brussels Sprouts (12 sprouts)
 Cabbage (1 head)
 Cauliflower (1 head)
 Carrots (5)
 Cucumber, pickling or slicing (5)
 Eggplant (1)
 Garlic (5)
 Greens (collard, endive, escarole, kale, mustard, spinach, Swiss chard) (1 plant)
 Kohlrabi (5)
 Horseradish Root (1 marketable root specimen harvested this year)
 Lettuce (1 head or plant)
 Muskmelon, incl. cantaloupe (1)
 Okra (12)
 Onions, large, dry (5)
 Onions, green or set (12)

Parsnips (5)
 Peas, (12 pods)
 Peppers, large fruited (bell/banana) (5)
 Peppers, small fruited (chili/cherry) (12)
 Popcorn (5)
 Potatoes (any variety) (5)
 Pumpkin (1)
 Rhubarb, trimmed stalks (3)
 Rutabaga (5)
 Salsify (5)
 Squash, summer (any variety) (3)
 Squash, winter (Acorn, butternut, buttercup, spaghetti, Hubbard, Turks's Turban) (1)
 Sweet Corn, in husks (5)
 Tomatoes, slicing (5)
 Tomatoes, small fruited (12)
 Turnip (5)
 Watermelon (1)

50317 Fruit Plate (Publications: See Them Sprout, Let's Get Growing, Take Your Pick, or Growing Profits)

1. Exhibit must include 2 single fruit plates. (Exhibitor will furnish the disposable plates.)
2. Number of fruits on plates must conform to plate list below.
3. Only one variety on each plate.
4. An exhibitor cannot show two plates of the same type fruit. (i.e.: Cannot exhibit Gala & Jonathan Apples, Mazzard & Gisela Cherries, etc.)

FRUIT PLATE/DISPLAY LIST

Fruit will be judged using the same general criteria used for vegetables. Fruit will be judged for the stage of maturity normal for that season and growing location. Emphasis will be placed on how well fruit approaches market quality. When selecting fruits for exhibition, keep in mind that the judge will evaluate them on the basis of cleanliness, uniformity, condition, quality, and trueness to variety. (Lists are provided by UI Extension Horticulturists; Items are listed according to the correct definition of fruit varieties at <https://web.extension.illinois.edu/fruit/>)

continued...

Strawberries (Everbearers) – 1 pint
 Grapes – 2 bunches
 Apples – 5
 Pears – 5
 Wild Plums – 1 pint
 Other Small Fruit or Berries (Do not duplicate entries from the above fruits) – 1 pint
 Other Fruits or Nuts (Do not duplicate entries from the above fruits) – 5

50316 Vegetable Gardening Display: (Publications: See Them Sprout, Let's Get Growing, Take Your Pick, or Growing Profits)

Present an exhibit of the member's choice that focuses on some aspect of vegetable gardening which does not fit in the categories above. The exhibit may include, but isn't limited to, original works, objects, demonstrations, digital presentations, programs, websites, games, apps, performances, or posters which you have made. Choose whatever method best shows what you've learned. You must furnish any equipment you need for your exhibit. Internet service will not be provided for the exhibit. All exhibits must include something visual, such as a printed copy of a digital presentation, which will remain on display during the exhibition. Electronic equipment will only be used during your personal judging time and will not remain on display during the entire exhibit period.

50318 Vegetable Gardening Ready4Life Challenge: (Open to 11-18 year-olds enrolled in any Vegetable Gardening project.) See the general project rules for class information.

CO801 Most Unusual or Odd Shaped Vegetable: Exhibit one not so perfect specimen from the "Vegetable Plate/Display List." Unusuality or oddity must be the result of natural growing.

CO802 Decorated Vegetable: Let your imagination and vegetables help you create something unique. Use all vegetables only. You may use toothpicks or glue to attach vegetables - no added trims such as paper, markers, etc. **Not to exceed 12" X 18"**.

INTERCULTURAL

Check-in—Saturday, July 30, 2022 Please arrive 15 minutes prior to your judging time.

Judging—Saturday, July 30, 2022, 1:00-5:00 p.m. Judging time information will be shared at a later date.

Check-out—Sunday, August 7, 2022, 3:30-6:00 p.m.

State Fair Entries – 1 individual entry from 50233; 1 individual entry from 50234; 1 individual entry from 50236 and 1 club entry from 50235. All individual classes are premium eligible. Club entries are not premium eligible.

ALL Items in the display (including the project book) must be attached to the display board.

50233 Passport to the World, Individual: (Publication: *4-H Passport To The World*)

Prepare a display illustrating what you have learned about a country's or U.S. region's geography, economy, agriculture, people, language, housing, culture, music, crafts, clothing, holidays, or other aspect. Exhibit should be educational in nature and should not promote one's beliefs over another person's beliefs. The exhibit may include, but isn't limited to, original works, objects, demonstrations, digital presentations, programs, websites, games, apps, performances, or posters which you have made. Choose whatever method best shows what you've learned. You must furnish any equipment you need for your exhibit. Internet service will not be provided for the exhibit. All exhibits must include something visual, such as a printed copy of a digital presentation, which will remain on display during the exhibition. Electronic equipment will only be used during your personal judging time and will not remain on display during the entire exhibit period. Include the project manual with completed sections that pertain to the exhibit information. Due to space restrictions, exhibits are limited to 2' 6" wide and 15" deep.

50234 Diversity & Cultural Awareness: (Publication: *Seeing i2i – Adventures in Diversity and Culture*).

Create a display or binder portfolio that illustrates the results of a minimum of three (3) completed activities from the project book. Due to space restrictions, exhibits are limited to 2' 6" wide and 15" deep.

50235 Intercultural, Club, Includes *Passport to the World, Diversity & Cultural Awareness, and Latino Cultural Arts Projects*: (Open to clubs and groups whose members are enrolled in Intercultural)

(Publication includes: *4-H Passport to the World, Seeing i2i-Adventures in Diversity and Culture*) See the Club Projects division for class information.

50236 Intercultural Ready4Life Challenge: (Open to 11-18 year-olds enrolled in *Passport to the World project*.) See the general project rules for class information.

INTERIOR DESIGN

Check-in—Saturday, July 30, 2022 Please arrive 15 minutes prior to your judging time.

Judging—Saturday, July 30, 2022, 1:00-5:00 p.m. Judging time information will be shared at a later date.

Check-out—Sunday, August 7, 2022, 3:30-6:00 p.m.

State Fair Entries – 2 entries from classes 50242, 50243, 50244, 50245 and 1 entry from 50247. All Interior Design classes are premium eligible.

50242 Design Decisions, Beginning: (Publication: *Design Decisions*)

Any exhibit must have been created or redesigned by the exhibitor as part of their current Interior Design 4-H project. Exhibitors should be knowledgeable about various aspects of the project. Exhibits could include items such as, but not limited to, comparison studies of different products or techniques; made accessories, wall-hangings, window coverings, or furniture items; refinished or redesigned furniture; or a plan to solve some type of interior design problem. Exhibit should be appropriate to the exhibitor's age, skills and ability in this project.

50243 Design Decisions, Intermediate: (Publication: *Design Decisions*)

Any exhibit must have been created or redesigned by the exhibitor as part of their current Interior Design 4-H project. Exhibitors should be knowledgeable about various aspects of the project. Exhibits could include items such as, but not limited to, comparison studies of different products or techniques; made accessories, wall-hangings, window coverings, or furniture items; refinished or redesigned furniture; or a plan to solve some type of interior design problem. Exhibit should be appropriate to the exhibitor's age, skills and ability in this project.

50244 Design Decisions, Advanced: (Publication: *Design Decisions*)

Any exhibit must have been created or redesigned by the exhibitor as part of their current Interior Design 4-H project. Exhibitors should be knowledgeable about various aspects of the project. Exhibits could include

items such as, but not limited to, comparison studies of different products or techniques; made accessories, wall-hangings, window coverings, or furniture items; refinished or redesigned furniture; or a plan to solve some type of interior design problem. Exhibit should be appropriate to the exhibitor's age, skills and ability in this project.

- 50245 Interior Design Innovation Class: (Open to youth enrolled in Interior Design.)** Demonstrate the skills and knowledge you have gained through the Interior Design project. The exhibit may include, but isn't limited to, original works, objects, demonstrations, digital presentations, programs, websites, games, apps, performances, or posters which you have made. Choose whatever method best shows what you've learned. Your exhibit should not fit in the other exhibit options for this project. You must furnish any equipment you need for your exhibit. Internet service will not be provided for the exhibit. All exhibits must include something visual, such as a printed copy of a digital presentation, which will remain on display during the exhibition. Electronic equipment will only be used during your personal judging time and will not remain on display during the entire exhibit period.
- 50247 Interior Design Ready4Life Challenge: (Open to 11-18 year-olds enrolled in any Interior Design project.)** See the general project rules for class information.

LEADERSHIP

Check-in—Saturday, July 30, 2022 Please arrive 15 minutes prior to your judging time.

Judging—Saturday, July 30, 2022, 1:00-5:00 p.m. Judging time information will be shared at a later date.

Check-out—Sunday, August 7, 2022, 3:30-6:00 p.m.

State Fair Entries – 3 entries from classes 50249, 50250, 50251, 50252 and 1 entry from 50255. All individual Leadership classes are premium eligible. Club entries are ineligible for premiums.

50249 Leadership 1: (Publication: *Leadership Skills You Never Outgrow 1*)

Create a binder portfolio with a minimum of four (4) completed activities each year from the areas noted below. Build upon your previous year's work. Photocopies or original pages of the completed activities from the book should be included in the portfolio.

First Year – One activity from each of the following sections: Understanding Self; Communication; and Getting Along with Others, plus one of exhibitor's choice from the manual.

Second Year – One activity from each of the following sections: Getting Along with Others; Learning to Learn; and Making Decisions, plus one of exhibitor's choice from the manual.

Third Year – One activity from each of the following sections: Making Decisions; Managing; and Working with Groups, plus one of exhibitor's choice from the manual.

50250 Leadership 2: (Publication: *Leadership Skills You Never Outgrow 2*)

Building upon your previous work, continue adding to your binder portfolio with a minimum of four (4) completed activities each year from the areas noted below. Photocopies or original pages of the completed activities from the book should be included in the portfolio.

First Year – One activity from each of the following sections: Understanding Self; Communication; and Getting Along with Others, plus one of exhibitor's choice from the manual.

Second Year – One activity from each of the following sections: Getting Along with Others; Learning to Learn; and Making Decisions, plus one of exhibitor's choice from the manual.

Third Year – One activity from each of the following sections: Making Decisions; Managing; and Working with Groups, plus one of exhibitor's choice from the manual.

50251 Leadership 3: (Publication: *Leadership Skills You Never Outgrow 3*)

Building upon your previous work, continue adding to your binder portfolio with a minimum of four (4) completed activities each year from the areas noted below. Photocopies or original pages of the completed activities from the book should be included in the portfolio.

First Year – One activity from each of the following sections: Understanding Self; Communication; and Getting Along with Others, plus one of exhibitor's choice from the manual.

Second Year – One activity from each of the following sections: Getting Along with Others; Learning to Learn; and Making Decisions, plus one of exhibitor's choice from the manual.

Third Year – One activity from each of the following sections: Making Decisions; Managing; and Working with Groups, plus one of exhibitor's choice from the manual.

- 50252 Leadership Innovation Class: (Open to youth enrolled in Leadership.)** Demonstrate the skills and knowledge you have gained through the Leadership project. **Your exhibit should not fit in the other exhibit options for this project.** The exhibit may include, but isn't limited to, original works, objects, demonstrations, digital presentations, programs, websites, games, apps, performances, or posters which you have made. Choose whatever method best shows what you've learned. You must furnish any equipment you

need for your exhibit. Internet service will not be provided for the exhibit. All exhibits must include something visual, such as a printed copy of a digital presentation, which will remain on display during the exhibition. Electronic equipment will only be used during your personal judging time and will not remain on display during the entire exhibit period.

50254 Leadership Group: (Open to clubs and groups whose members are enrolled in What's Leadership?)

See the Club Projects division for class information.

50255 Leadership Ready4Life Challenge: (Open to 11-18 year-olds enrolled in any Leadership project.) See

the general project rules for class information.

MAKER

Check-in—Saturday, July 30, 2022 Please arrive 15 minutes prior to your judging time.

Judging—Saturday, July 30, 2022, 1:00-5:00 p.m. Judging time information will be shared at a later date.

Check-out—Sunday, August 7, 2022, 3:30-6:00 p.m.

State Fair Entries – 3 entries TOTAL combined from all Maker exhibit divisions

(Aerospace, Animal Science, Bicycle, Child Development, Civic Engagement, Clothing & Textiles, College & Career Readings, Communications, Computer Science, Consumer Ed, Crops, Electricity, Entomology, ESports Beekeeping, Family Heritage, Floriculture, Foods, Forestry, Geology, Health, Intercultural, Interior Design, Leadership, Natural Resources, Photography, Plants & Soils, Robotics, Shooting Sports, Small Engines, 3-D Printing & Design, UAV, Theatre Arts, Tractor, Vegetable Gardening, Vet Science, Video, Visual Arts, Weather, Welding, Woodworking).

50400 (Publication: DIY Make and Build at <https://go.illinois.edu/DiyMakeBuild>)

Exhibits in this category are designed to be multi-disciplinary in nature, innovative, and must not fit into any other exhibit category. To qualify for this category, your project MUST abide by the following guidelines:

- Exhibitors must complete the DIY Make & Build Curriculum, and answer all the questions at the end of each lesson. You must display (or upload if virtual) your answers to these questions, as well as your Maker Log from the DIY Make and Build curriculum.
- Exhibits must be an object or device that has an intended purpose and uses technology in either a mechanical way, digital (computer) way, or combination of the two. Your device or object **cannot** be one of the included activities in the DIY Make and Build Curriculum.
- The device must be something that can be used in everyday life by multiple people (a target audience), and MUST be manufactured/built by the exhibitor (If not fully manufactured by the exhibitor, the device MUST be modified structurally or be reprogramed to perform a different function other than what it was designed to do).
- Exhibits MUST be able to interact with the outside world. (e.g. an on off switch, input sensors, feedback, etc.)
- Exhibits MUST include a detailed build log with instructions on how to make or build the exhibit, AND contain either a 3D rendering or detailed and labeled sketches of the device/product.
- All parts and software used in the design/build MUST be listed in a detailed Bill of Materials including cost per item and total cost. Total time spent on the build must be documented in your build log.

In addition, exhibitors are HIGHLY encouraged to use tools such as 3-D printers, laser cutters, routers and/or other hand/power tools to help in the manufacturing process (**NOTE: Simply 3-D printing or laser cutting an object without the other specifications does not qualify as a Maker Project**). It is also HIGHLY encouraged that exhibits use Open Source software and/or hardware in the build.

NATURE: NATURAL RESOURCES & OUTDOOR ADVENTURES

Check-in—Saturday, July 30, 2022 Please arrive 15 minutes prior to your judging time.

Judging—Saturday, July 30, 2022, 1:00-5:00 p.m. Judging time information will be shared at a later date.

Check-out—Sunday, August 7, 2022, 3:30-6:00 p.m.

State Fair Entries – 3 entries from classes 50256, 50257, 50258, 50259, 50278 and 1 entry from 50267. All classes are premium eligible.

Electricity and water are NOT available for these displays. **NO live animals or reptiles are permitted in these exhibits.**

- 50256 Natural Resources 1:** (Publication: *Step Into Nature*)
Exhibit any item or display developed from the project book.
- 50257 Natural Resources 2:** (Publication: *Explore the Natural World*)
Exhibit any item or display developed from the project book.
- 50258 Natural Resources 3:** (Publication: *Blaze the Trail*)
Exhibit any item or display developed from the project book.
- 50259 Outdoor Adventures:** (Publications: *Hiking Trails, Camping Adventures, & Backpacking Expeditions*)
Exhibit a display illustrating an activity completed from the project manual.
- 50267 Natural Resources Ready4Life Challenge: (Open to 11-18 year-olds enrolled in any Natural Resources & Outdoor Adventures project.)** See the general project rules for class information.
- 50278 Natural Resources or Outdoor Adventures Innovation Class**
Open to youth enrolled in any Natural Resources or Outdoor Adventures project.
Demonstrate the skills and knowledge you have gained through your Natural Resources or Outdoor Adventures project. Exhibit may be the result of knowledge gained from project manuals; independent study, interaction with natural resource or conservation professionals. The exhibit may include, but isn't limited to, original works, objects, demonstrations, digital presentations, programs, websites, games, apps, performances, or posters which you have made. Choose whatever method best shows what you've learned. Your exhibit should not fit in the other exhibit options for this project. You must furnish any equipment you need for your exhibit. Internet service will not be provided for the exhibit. All exhibits must include something visual, such as a printed copy of a digital presentation, which will remain on display during the exhibition. Electronic equipment will only be used during your personal judging time and will not remain on display during the entire exhibit period.

NATURE: FISHING AND WILDLIFE

Check-in—Saturday, July 30, 2022 Please arrive 15 minutes prior to your judging time.

Judging—Saturday, July 30, 2022, 1:00-5:00 p.m. Judging time information will be shared at a later date.

Check-out—Sunday, August 7, 2022, 3:30-6:00 p.m.

State Fair Entries – 3 entries from classes 50234, 50260, 50261, 50262, 50263, 50265, 50266 and 1 entry from 50291. Exploring Your Environment is not eligible for State Fair. All classes are premium eligible.

- 50260 Sportsfishing 1:** (Publication: *Take the Bait*)
Exhibit a product or display made to complete an activity in the *Take the Bait* project manual. This could include, but is not limited to, displays on: different types of fishing tackle, identifying different baits and their uses (no actual bait, please), or identifying the anatomy of a fish. For safety reasons, lures must be placed in a plastic case.
- 50261 Sportsfishing 2:** (Publication: *Reel in the Fun*)
Exhibit a product or display made to complete an activity in the *Reel in the Fun* project manual. This could include, but is not limited to, displays on: different types of knots or rigs and their use; a collection of fishing lures, labeled with their use; or information on preparing and cooking fish (not recipes). For safety reasons, lures must be placed in a plastic case.
- 50262 Sportsfishing 3:** (Publication: *Cast Into The Future*)
Exhibit a product or display made to complete an activity in the *Cast into the Future* project manual. This could include, but is not limited to, displays on: making artificial flies and lures; researching effects of water temperature; sportsfishing careers; or identifying insects that fish eat. For safety reasons, lures must be placed in a plastic case.
- 50266 Wildlife1:** (Publication: *4-H Wildlife Science Level 1*)
Exhibit any activity developed from the project manual. (Ex: Identify different wildlife habitats.) Within the exhibit, explain the importance of knowing the information shared.
- 50263 Wildlife 2:** (Publication: *4-H Wildlife Science Level 2*)
Exhibit any activity developed from the project manual. (Ex: Create a display of the life history of an animal.) Within the exhibit, explain the importance of and concept behind the exhibit.
- 50265 Wildlife 3:** (Publication: *4-H Wildlife Science Level 3*)

Exhibit any activity developed from the project manual. Be able to explain the importance of and concept behind the exhibit.

50234 Fish and Wildlife Class

Open to youth enrolled in any Sportfishing or Wildlife project.

Demonstrate the skills and knowledge you have gained through your Sportsfishing or Wildlife project. Exhibit may be the result of knowledge gained from project manuals; independent study, interaction with natural resource or conservation professionals. The exhibit may include, but isn't limited to, original works, objects, demonstrations, digital presentations, programs, websites, games, apps, performances, or posters which you have made. Choose whatever method best shows what you've learned. Your exhibit should not fit in the other exhibit options for this project. You must furnish any equipment you need for your exhibit. Internet service will not be provided for the exhibit. All exhibits must include something visual, such as a printed copy of a digital presentation, which will remain on display during the exhibition. Electronic equipment will only be used during your personal judging time and will not remain on display during the entire exhibit period.

50291 Fishing & Wildlife Ready4Life Challenge: (Open to 11-18 year-olds enrolled in any Fishing & Wildlife project.) See the general project rules for class information.

CO901 Exploring Your Environment 1: (Publication: *Ecosystem Services*)

Prepare a display or poster that illustrates an activity from the project manual. The display should demonstrate an understanding of natural and/or manmade environments, how humans affect the environment, or how the environment affects our lives. Include your project manual that documents activity recordkeeping, your answers to activity questions, and details the exhibitor's thoughts and ideas.

CO902 Exploring Your Environment 2: (Publication: *Earth's Capacity*)

Prepare a display or poster that illustrates an activity from the project manual. The display should demonstrate an understanding of one of the following: stewardship of natural resources, investigating greenhouse effects on living organisms, methods of reducing or managing waste in your home or community, or calculating your ecological footprint. Include your project manual that documents activity recordkeeping, your answers to activity questions, and details the exhibitor's thoughts and ideas.

PHOTOGRAPHY

Check-in—Saturday, July 30, 2022 Please arrive 15 minutes prior to your judging time.

Judging—Saturday, July 30, 2022, 1:00-5:00 p.m. Judging time information will be shared at a later date.

Check-out—Sunday, August 7, 2022, 3:30-6:00 p.m.

State Fair Entries – 3 entries from classes 50268, 50269, 50270, 50271, 50272 and 1 entry from 50274. All Photography classes are premium eligible.

ALL photos in exhibits must have been taken by the exhibitor. Photo/Model releases from individuals pictured in the exhibitor's photographs are required unless the photograph is of a group in a public place where identification would not be an issue. The release can be obtained at: <https://4h.extension.illinois.edu/members/projects/photography>. Photos may be taken with a camera, an electronic tablet (i.e., iPad), or a cell phone.

ALL photos (including Photo Editing) must be accompanied by details of the camera settings that include:

- a. Camera/device used
- b. Aperture (F-stop)
- c. Exposure time (shutter speed)
- d. ISO (film/sensor sensitivity)
- e. Lighting used (flash, artificial, sunlight, other)
- f. Lens Filters (Ultra-Violet, Polarizing, etc) if used.

Additional details required for Photo Editing ONLY:

- g. Photo editing software/application used (required for ALL edits and retouches except for cropping).
- h. Filters used (lens filters and or digital/software filters).

Members are allowed to shoot on a camera's automatic setting, but should be able to find the metadata information on the photo to discuss the information above.

The exhibition size requirements for all photographs will be:

Minimum image size: 5x7

Maximum image size: 8x10

Maximum exhibit size (including frame): 18x20

All exhibitors must include unframed (taped to the back of the framed exhibit or attached to the project booklet **original**

(for photography 1- 3) **or un-edited** (for photo editing) versions of the same subject or examples of the same technique that the framed image represents. This will assist the judge in understanding the choices made by the photographer to build the exhibited composition.

NOTE: Images taken with devices that apply an automatic filter will not be eligible for award.

Exhibitors may only exhibit in Photography 1, 2, or 3 (not in each class). They may also exhibit in photo editing, Innovation, and/or Ready4Life.

Attach Club and Name to each photo.

All items must be properly prepared for exhibit. Bring your project book and photo/model release.

50268 Photography 1: (Publication: *Focus on Photography*)

Exhibit one framed photo which demonstrates your understanding of a technique you learned from your Photography 1 project manual. No photo editing is allowed in this class except cropping and red eye removal. Be prepared to show the page in the manual of the technique you are demonstrating.

50269 Photography 2: (Publication: *Controlling the Image*)

Exhibit one of the options listed below:

1. Exhibit one framed 8"x10" close-up photograph using the skills learned on page 62-63 (section: Bits and Pieces) of the project manual titled *Controlling the Image*. No photo editing is allowed in this class except cropping and red eye removal.
2. Exhibit one framed 8"x10" photo which demonstrates your understanding of a technique you learned from your Photography 2 project manual. No photo editing is allowed in this class except cropping and red eye removal. Be prepared to show the page in the manual of the technique you are demonstrating.

50270 Photography 3: (Publication: *Mastering Photography*)

Exhibit one of the options listed below:

1. Exhibit one framed 8" x 10" photo still-life photo that demonstrates good composition, including color, form, texture, lighting, and depth of field. No photo editing is allowed in this class except cropping and red eye removal.
2. Exhibit one framed 8"x10" photo which demonstrates your understanding of a technique you learned from your Photography 3 project manual. No photo editing is allowed in this class except cropping and red eye removal. Be prepared to show the page in the manual of the technique you are demonstrating.

50271 Photo Editing: (Open to members in Photography 1, Photography 2, and Photography 3) Exhibit one framed 8" x 10" photo that has been altered using digital photo-editing techniques (beyond cropping and red-eye reduction). Include a print of the original photo(s), taped to the back of the photo frame. Photos in which an automatic filter was applied at the time the photograph was taken will not be eligible for award.

50272 Photography Innovation Class: (Open to youth enrolled in Photography 1, 2, or 3.) Demonstrate the skills and knowledge you have gained through the Photography project. **Your exhibit should not fit in the other exhibit options for this project.** The exhibit may include, but isn't limited to, original works, objects, demonstrations, digital presentations, programs, websites, games, apps, performances, or posters which you have made. Choose whatever method best shows what you've learned. You must furnish any equipment you need for your exhibit. Internet service will not be provided for the exhibit. Electronic equipment will only be used during your personal judging time and will not remain on display during the entire exhibit period. All exhibits must include one framed photo illustrative of the work you are presenting.

50274 Photography Ready4Life Challenge: (Open to 11-18 year-olds enrolled in any Photography project.) See the general project rules for class information.

PLANT & SOIL SCIENCE

Check-in—Tuesday, August 2, 2022 Please arrive 15 minutes prior to your judging time.

Judging—Tuesday, August 2, 2022, 3:00 – 7:00 p.m. Judging time information will be shared at a later date.

Check-out—Sunday, August 7, 2022, 3:30-6:00 p.m.

State Fair Entries – 3 entries total from 50280. Plants & Soils 1, 2, & 3 are not eligible for State Fair. All Plant & Soil Science classes are premium eligible.

50280 Cover Crops (Online Publication: <https://covercrops.cemastprojects.org/>)

Exhibit an experimental or educational activity related to one experience from your project; OR prepare a display focusing on any activity related to the cover crops project. This could be related, but not limited, to plant growth & development, cover crop benefits, land management, sustainability, or other topics of interest to the member related to cover crops. A cover crop might include any plant that is sown in between primary production crops for the benefit of overall farm health rather than crop yield (examples: pennycress, clover, radish, annual ryegrass, etc.). The exhibit may include, but isn't limited to, original works, objects, demonstrations, digital presentations, programs, websites, games, apps, performances, or posters which you have made. Choose whatever method best shows what you've learned. You must furnish any equipment you need for your exhibit. Internet service will not be provided for the exhibit. All exhibits must include something visual, such as a printed copy of a digital presentation, which will remain on display during the exhibition. Electronic equipment will only be used during your personal judging time and will not remain on display during the entire exhibit period.

CO1001 Plants & Soils 1: (Publication: *It's More Than Just Dirt*)

Prepare a display or poster that illustrates an activity from the project manual. The display should demonstrate an understanding of environmental and internal factors that affect plant growth and the function and characteristics of soil. Include your project journal that documents activity recordkeeping requirements, answers activity questions, and details personal thoughts and ideas.

CO1002 Plants & Soils 2: (Publication: *Stems and Stamens*)

Prepare a display or poster that illustrates an activity from the project manual. The display should demonstrate an understanding of the composition of plants, the functions of individual plant parts, plant life cycles, and the many ways plants reproduce. Include your project journal that documents activity recordkeeping, answers activity questions, and details personal thoughts and ideas.

CO1003 Plants & Soils 3: (Publication: *Sprouting Out and Growing Up*)

Prepare a display or poster that illustrates an activity from the project manual. The display should demonstrate an understanding of the relationship between soil and other cycles found in nature. Displays should also provide an example of a leadership or service-learning experience focused on environmental stewardship. Include your project journal that documents activity recordkeeping requirements, answers activity questions, and details personal thoughts and ideas.

CO1004 Plant & Soils Ready4Life Challenge: (Open to 11-18 year-olds enrolled in any Plant & Soils project.)

See the general project rules for class information.

PUBLIC PRESENTATIONS CONTEST

Check-in & Rehearsal — Saturday, March 12, 2022 8:30 a.m. at Ogle County Farm Bureau, Oregon, IL

Judging— Saturday, March 12, 2022 9:00 a.m.

County Participants must be enrolled in the Communications: Public Presentations project area to be eligible for the state speaking contest.

The state Public Speaking contest will be held Saturday, April 23. Counties may advance a total of 3 entries from any category to the state contest. A 4-H member may advance in one individual category and one team category.

All participants are to have prepared and be ready to turn in an "Introduction Sheet" when you arrive on the 12th. The Introduction should include name, topic, and a brief description of the presentation, it may be written on an index card.

01 | Formal Speech | Self-written | Notes Allowed | No props | Individual | 4-6 minutes

Formal Speeches share the presenter's own unique view and are intended to motivate, persuade, or inform an audience and may include a call to action. Youth deliver a speech on any topic they wish.

02 | Illustrated Speech | Self-written | Notes Allowed | Illustrations Required | Individual | 4-6 minutes

Illustrated Speeches may be used to inform, persuade, or motivate the audience while using a visual aid. Visual aids may be two dimensional, three-dimensional, or digital. Youth may include audience participation. Digital visual aids must be stored on a USB flash drive. Illustrated speeches may be:

- How-to demonstrations which show the audience how to do something.
- Object lessons which use objects as metaphors to share a message.
- Educational models where drawings or diagrams help explain a topic.

**03 | Original Works | Self-written | Notes Allowed | Props and Costumes Allowed
Individual or 2-Person Team | Manuscripts sent in Advance | 4-6 minutes**

Original works must be written entirely by the presenter. It may be presented as an individual or a two-person team entry. Manuscripts must be sent in advance to the contest. Presentations may be designed for TV, radio, or online media and must be presented live. The types of entries could include:

- Prose and Short Stories
- Poetry
- Broadcast Media Program
- Theatrical
- Combined Program: Combine any number of the above elements along with other creative presentation forms

**04 | Oral Interpretation | Published Work | Props and Costumes Allowed | Individual or 2-Person Team
Manuscripts sent in Advance | 4-6 minutes**

Presentations in Oral Interpretation must be published works, and manuscripts or transcripts must be submitted prior to the event. They may be presented as an individual or a two-person team entry. The types of entries could include:

- Prose and Short Stories
- Poetry
- Theatrical Interpretation
- Published Speech Recitation: Excerpt from a spoken presentation delivered by a public figure, such as Winston Churchill, Dr. Martin Luther King, Jr., or Maya Angelou
- Combined Program: Combine any number of the above elements along with other creative presentation forms

ROBOTICS

Check-in—Saturday, July 30, 2022 Please arrive 15 minutes prior to your judging time.

Judging—Saturday, July 30, 2022, 1:00-5:00 p.m. Judging time information will be shared at a later date.

Check-out—Sunday, August 7, 2022, 3:30-6:00 p.m.

State Fair Entries – 3 entries from classes 50285, 50286, 50288, 50289, 50292 and 1 entry from 50293. Robotics 1: Beginning (CO302) and Junk Drawer Robotics 1 (CO303) are not eligible for State Fair. All Robotics classes are premium eligible.

Note: If applicable for their class and display, exhibitors must bring their own computers for demonstration purposes; computers will not be provided. Internet access will not be available.

- Exhibits in classes CO302, 50285, or 50286 are designed to be used with LEGO Mindstorms (NXT or EV3).
- Any other programmable robot kit such as Arduino or Raspberry PI, should be exhibited In Robotics Innovation/Open Source Class (50292).
- Read carefully, bring required materials.

CO1101 Robotics 1: Beginning: (Publication: *Robotics 1 with EV3*)

Exhibitors should complete Activities 1-6 in the Robotics 1 with EV3 project book. Exhibitors will design, build and program a robot that can autonomously follow a predetermined path that changes direction at least 4 times during a single run. They will bring their project book, their program code (on laptop or on paper), and a single page write up to share what they learned about the engineering design process and programming.

50285 Robotics 1: Intermediate: (Publication: *Robotics 1 with EV3*)

Exhibitors should complete Activities 7-12 in the Robotics 1 with EV3 project book. Exhibitors will design, build and program a robot that uses at least one sensor to autonomously follow a path, respond to and/or avoid obstacles. Exhibitors in this class must use at least one sensor in their robot design. They will bring their project book, their program code (on laptop or on paper), and a short journal sharing what they learned about the engineering design process and programming throughout their work in the project and specifically while preparing the exhibit.

50286 Robotics 2: (Publication: *Robotics 2 with EV3*)

Exhibitors should complete Activities 1-7 in the Robotics 2 EV3N More project book. Exhibitors will design, build and program a robot that uses sensors and programming to complete one of the challenges provided after registration. They will bring their project book, their program code (on laptop or on paper), and a short journal sharing changes they made to the robot and/or program along the way, and to describe their experience with completing the challenge.

50292 Robotics Innovation Open Source Class: Open to youth enrolled in Robotics 3 but may also include youth in Robotics 1 or 2 if the exhibits meets the guidelines.

Exhibit an original robot, either homemade or a kit that does not fall under Robotics 1 or 2 that can complete a task using MULTIPLE sensors. If a robot kit is used, then some parts of the robot must be built using other components such as wood, plastic or metal. The robot can include any types of motors, pneumatics or sensors. The Innovation class can also be used for LEGO Mindstorms or Vex kits where the exhibit does not fall under Robotics 1 or 2 exhibit option. Autonomous control of the robot may also be achieved by using an "open source" platform such as Arduino or Raspberry Pi and can be programmed using a coding language that is publicly available. Exhibitors in Robotics Innovation/Open Source class must bring a detailed engineering notebook that describes how the exhibitor designed, built and programmed the exhibit.

Junk Drawer Robotics: All exhibits should be original designs made with everyday objects and materials. Exhibits with purchased kits will not be accepted. Exhibitors are also required to bring their Junk Drawer Robotics Youth Robotics Notebook with the sections completed for the project they are exhibiting, including the sections leading up to the activity they are exhibiting. For example, if a youth is bringing Activity E from Junk Drawer Level 1, they should have robotics notebook sections A-E completed.

CO1102 Junk Drawer Robotics 1: (Publication: *Give Robots a Hand Youth Notebook*)

Exhibit any item from the "To Make" activity from the Junk Drawer Robotics Level 1 Book. Be sure all robotics notebook sections within the module being exhibited are filled in.

50288 Junk Drawer Robotics 2: (Publication: *Robots on the Move Youth Notebook*)

Exhibit any item from the "To Make" activity from the Junk Drawer Robotics Level 2 Book. Be sure all robotics notebook sections within the module being exhibited are filled in.

50289 Junk Drawer Robotics 3: (Publication: *Mechatronics Youth Notebook*)

Exhibit any item from the "To Make" activity from the Junk Drawer Robotics Level 3 Book. Be sure all robotics notebook sections within the module being exhibited are filled in.

50293 Robotics Ready4Life Challenge: (Open to 11-18 year-olds enrolled in any Robotics project.) See the general project rules for class information.

SHOOTING SPORTS

Check-in—Saturday, July 30, 2022 Please arrive 15 minutes prior to your judging time.

Judging—Saturday, July 30, 2022, 1:00-5:00 p.m. Judging time information will be shared at a later date.

Check-out—Sunday, August 7, 2022, 3:30-6:00 p.m.

State Fair Entries – 2 entries total from 50380, 50381, 50382, 50383, 50384; and 1 from 50385. All Shooting Sports classes are premium eligible.

Members must be a member of an approved 4-H Shooting Sports Club to exhibit. All exhibits should be posters or stand-alone items suitable for display to the general public. Stand-alone items have the intent to enhance the discipline such as a quiver, gun case, gun sling, locking cabinet, gun or target stand, sporting clays equipment wagon, etc. Exhibits deemed to be inappropriate by a superintendent will not be displayed.

NOTE: Shooting Sports Displays are prohibited from displaying the following:

- No live ammunition
- No knives or arrow tips (including field points, hunting broadheads, etc.)
- No functional or non-functional bows, firearms or firearm parts that could be reassembled are allowed.
- No humanoid shaped targets or reference to paintball, laser tag, air-soft, or pointing of any type of firearm or bow toward another person is allowed.
- No display involving primarily tactical design firearms (i.e. AR platform or military type firearms)
- No reference or use of the word "weapon" should be used in a display
- Make sure there are no safety violations in your display. (Example: no earplugs or safety glasses in a picture of a person shooting a firearm.)

- 50380 Shooting Sports: Archery:** (Publications: *4-H Archery Member Record Book*)
Exhibit a poster or stand-alone display depicting safe archery handling, range safety, the parts of the bow, tracking the target, target sighting, or another topic you have learned through the 4-H Shooting Sports program.
- 50381 Shooting Sports: Rifle:** (Publications: *4-H Rifle Member Record Book*)
Exhibit a poster or stand-alone display depicting safe firearm handling, range safety, the parts of the rifle, tracking the target, target sighting, or another topic you have learned through the 4-H Shooting Sports program.
- 50382 Shooting Sports: Shotgun:** (Publications: *4-H Shotgun Member Record Book*)
Exhibit a poster or stand-alone display depicting safe firearm handling, range safety, the parts of the shotgun, tracking the target, target sighting, or another topic you have learned through the 4-H Shooting Sports program.
- 50383 Shooting Sports: Hunting and Outdoor Skills:** (Publication: *Hunting/Wildlife Record Book*)
Exhibit a poster or stand-alone display related to something you learned in the Outdoor Adventures Class.
- 50385 Shooting Sports Ready4Life Challenge: (Open to 11-18 year-olds enrolled in any Shooting Sports project.)** See the general project rules for class information.

SMALL ENGINES

Check-in—Saturday, July 30, 2022 Please arrive 15 minutes prior to your judging time.

Judging—Saturday, July 30, 2022, 1:00-5:00 p.m. Judging time information will be shared at a later date.

Check-out—Sunday, August 7, 2022, 3:30-6:00 p.m.

State Fair Entries – 1 entry from classes 50294 and 1 entry from 50297. All Small Engine classes are premium eligible.

Small Engine displays must be no larger than 4' x 4' display board. Exhibits must be portable. No complete engines, lawn tractors, tillers, chainsaws, etc. are permitted for display. No electrical power is available for display/exhibits.

- 50294 Small Engines:** (Publications: *Crank it Up, Warm it Up or Tune it Up*) Exhibit a display, selecting one of the following items:
- **Ignition System:** Identify the parts of the Ignition System and explain how magnetic energy is produced through the ignition system to ignite the spark plug; **OR**
 - **Compression System:** Explain how heat energy is produced by an engine and converted into mechanical energy; **OR**
 - **Heat Transfer:** Explain how heat is transferred through the cooling and lubrication system of an air cooled or water cooled engine; **OR**
 - **Filter Maintenance:** Explain the proper maintenance and cleaning of the air, fuel, and oil filters of an engine; **OR**
 - **What does a serial number reveal?:** Explain the various information that can be learned from the serial number or identification number stamped on the shroud of a Briggs & Stratton engine; **OR**
 - **Tools to do the job:** Identify and explain the function(s) of different specialty tools needed for small engine work; **OR**
 - **Experimentation:** Explain through illustration an experiment you conducted from the project manual showing the results of your work.
- 50297 Small Engines Ready4Life Challenge: (Open to 11-18 year-olds enrolled in any Small Engines project.)** See the general project rules for class information.

THEATRE ARTS

Check-in—Saturday, July 30, 2022 Please arrive 15 minutes prior to your judging time.

Judging—Saturday, July 30, 2022, 1:00-5:00 p.m. Judging time information will be shared at a later date.

Check-out—Sunday, August 7, 2022, 3:30-6:00 p.m.

State Fair Entries – 3 entries from classes 50299, 50301, 50302 and 1 entry from 50304. All Theatre Arts classes are premium eligible.

- 50299 Theatre Arts 1:** (Publication: *Play the Role: Acting Activities*)

Exhibit one of the following items:

1. Portfolio of acting activities completed during the current year (A video of performances is not considered a portfolio and will not be accepted for exhibit.)

2. Display illustrating a drawing/photograph of a clown character created by the exhibitor.
3. Display illustrating a picture story developed by the exhibitor.

50301 Theatre Arts 3: (Publication: *Set the Stage: Theatre Arts Stagecraft*)

Exhibit one of the following items:

1. Portfolio of activities for set design; make-up; or sound, props, or costuming completed during the current year.
2. Display that includes sound, props, and costume charts appropriate for a selected scene from a story or play (limited to no more than 8 items).
3. Display a scenic design model to depict a scene from a script.
4. Display illustrating a character with make-up drawn or colored in. Include a photograph of a person wearing the make-up and information on the character's personality or part in the play.

50302 Theatre Arts Innovation Class: (Open to youth enrolled in Theatre Arts.) Demonstrate the skills and knowledge you have gained through Theatre Arts project. The exhibit may include, but isn't limited to, original works, objects, demonstrations, digital presentations, programs, websites, games, apps, performances, or posters which you have made. Choose whatever method best shows what you've learned. Your exhibit should not fit in the other exhibit options for this project. You must furnish any equipment you need for your exhibit. Internet service will not be provided for the exhibit. All exhibits must include something visual, such as a printed copy of a digital presentation, which will remain on display during the exhibition. Electronic equipment will only be used during your personal judging time and will not remain on display during the entire exhibit period.

50304 Theatre Arts Ready4Life Challenge: (Open to 11-18 year-olds enrolled in any Theatre Arts project.) See the general project rules for class information.

TRACTOR

Check-in—Saturday, July 30, 2022 Please arrive 15 minutes prior to your judging time.

Judging—Saturday, July 30, 2022, 1:00-5:00 p.m. Judging time information will be shared at a later date.

Check-out—Sunday, August 7, 2022, 3:30-6:00 p.m.

State Fair Entries – 2 entries from classes 50306, 50307, 50308, 50309, 50310 and 1 entry from 50312. All Tractor classes are premium eligible.

50306 Tractor A: (Publication: *Starting Up*)

Exhibit a display or poster that illustrates one of the following topics:

- tractor safety,
- care and maintenance,
- the tractor as a valuable farm machine,
- an activity listed in the project manual.

50307 Tractor B: (Publication: *Tractor Operation*)

Exhibit a display or poster that illustrates one of the following topics:

- cause and prevention of rollovers,
- diagram how an air cleaner works,
- diagram & identify an engine cooling system,
- regulations for battery & oil disposal,
- another activity listed in the 4-H project manual.

50308 Tractor C: (Publication: *Moving Out*)

Exhibit a display or poster that illustrates one of the following topics:

- wagon and bin hazards,
- diagram and identify open and closed hydraulic systems,
- mower types and safety features conveyor types and safety features,
- another activity listed in the 4-H project manual.

50309 Tractor D: (Publication: *Learning More*)

Exhibit a display or poster that illustrates one of the following topics:

- method of winterizing a tractor,
- chemical uses and required safety equipment, parts, and process of internal combustion engine,
- procedure for cleaning and flushing tractor radiator,
- another activity listed in the 4-H project manual.

50310 Tractor Innovation Class: (Open to youth enrolled in Tractor A, B, C, or D) Demonstrate the skills and knowledge you have gained through the Tractor project. This could be related to, but not limited to, advancements in technology, enhancements to crop production, or a topic of interest to the member related

to tractors or farm machinery. The exhibit may include, but isn't limited to, original works, objects, demonstrations, digital presentations, programs, websites, games, apps, performances, or posters which you have made. Choose whatever method best shows what you've learned. Your exhibit should not fit in the other exhibit options for this project. You must furnish any equipment you need for your exhibit. Internet service will not be provided for the exhibit. All exhibits must include something visual, such as a printed copy of a digital presentation, which will remain on display during the exhibition. Electronic equipment will only be used during your personal judging time and will not remain on display during the entire exhibit period.

50312 Tractor Ready4Life Challenge: (Open to 11-18 year-olds enrolled in any Tractor Arts project.) See the general project rules for class information.

VETERINARY SCIENCE

Check-in—Saturday, July 30, 2022 *Please arrive 15 minutes prior to your judging time.*

Judging—Saturday, July 30, 2022, 1:00-5:00 p.m. *Judging time information will be shared at a later date.*

Check-out—Sunday, August 7, 2022, 3:30-6:00 p.m.

State Fair Entries – 1 entry from class 50320, and 1 entry from 50322. All Veterinary Science classes are premium eligible.

50320 Veterinary Science: (Publications: *From Airedales to Zebras, All Systems Go, or On the Cutting Edge*)

Prepare a display focusing on any activity related to the veterinary science project. The exhibit may include, but isn't limited to, original works, objects, demonstrations, digital presentations, programs, websites, games, apps, performances, or posters which you have made. Choose whatever method best shows what you've learned. You must furnish any equipment you need for your exhibit. Internet service will not be provided for the exhibit. All exhibits must include something visual, such as a printed copy of a digital presentation, which will remain on display during the exhibition. Electronic equipment will only be used during your personal judging time and will not remain on display during the entire exhibit period. Live animals are not permitted as exhibits in this area. For safety reasons, exhibits cannot include glass, syringes with needles, or any other sharp objects. Exhibits may include activities from Veterinary Science projects, OR from any other Animal project area.

50322 Veterinary Ready4Life Challenge: (Open to 11-18 year-olds enrolled in any Veterinary project.) See the general project rules for class information.

VIDEO/FILMMAKING

Check-in—Saturday, July 30, 2022 *Please arrive 15 minutes prior to your judging time.*

Judging—Saturday, July 30, 2022, 1:00-5:00 p.m. *Judging time information will be shared at a later date.*

Check-out—Sunday, August 7, 2022, 3:30-6:00 p.m.

State Fair Entries – 3 entries from classes 50324, 50325, 50326, 50327, 50328 and 1 entry from 50330. All Video/Filmmaking classes are premium eligible.

All Exhibitors must bring their video to be judged on a USB flash drive and saved in .MP4 format. Exhibitors are encouraged to post their video on YouTube.com in advance of State Fair. Exhibitors may choose whether to make the video "public, unlisted" (someone must have the link to view it), or "private" (only people you choose may view it). This will allow fairgoers to view the exhibits on display. Computers will not be furnished. Internet connections are not available for use by exhibitors. All Video/Filmmaking Exhibitors must include a printed copy of materials which will remain on display.

Requirements that apply to ALL video classes:

Video submissions should be no longer than five (5) minutes in length (unless noted differently in class description.) Videos are to be original and a result of the member's current year's work. Criteria for judging shall include: (1) Evidence of story line; (2) Use of camera angles; (3) Use of zooming techniques; and (4) Smoothness of scene changes. Image and sound quality will be considered in relation to equipment available to and used by exhibitor. All videos should comply with copyright regulations and display an image that is appropriate for 4-H audiences. No time or date should be imprinted on the video footage. All videos should include an opening title screen, as well as closing credits which include date of production, name of video exhibitor, and research sources if appropriate. All Video/Filmmaking Exhibitors must include a printed copy of materials which will remain on display.

50324 Commercial or Promotional Video:

(Online: *Filmmaking Studio and Workshop* <https://4-h.org/parents/curriculum/filmmaking> and *Illinois 4-H Filmmaker*: <https://web.extension.illinois.edu/4hfilmmakers>)

Prepare a short video (30 seconds to 1 minute in length) that promotes an event, advertises a specific project/product, or is a public service announcement. The video should demonstrate skills in making and editing video.

- 50325 Animated Video:** (Online: *Filmmaking Studio and Workshop* <https://4-h.org/parents/curriculum/filmmaking> and *Illinois 4-H Filmmaker*: <https://web.extension.illinois.edu/4hfilmmakers>)

Video in this class should represent creative animation of original artwork created by the exhibitor and may include stop motion techniques. Media might include images created with graphics software or hand-drawn images.

- 50326 Documentary:** (Online: *Filmmaking Studio and Workshop* <https://4-h.org/parents/curriculum/filmmaking> and *Illinois 4-H Filmmaker*: <https://web.extension.illinois.edu/4hfilmmakers>)

Video in this class should represent a research-based investigation into a topic of choice. Video credits should list research sources and may include paper or electronically published materials, as well as, and/or interviews with experts or constituents related to the topic of investigation.

- 50327 Short Story or Short Narrative:**

(Online: *Filmmaking Studio and Workshop* <https://4-h.org/parents/curriculum/filmmaking> and *Illinois 4-H Filmmaker*: <https://web.extension.illinois.edu/4hfilmmakers>)

Prepare a short video that tells a story. The video should demonstrate skills in making and editing video.

- 50328 Video/Filmmaking Innovation Class: (Open to youth enrolled in Video/Filmmaking.)** Demonstrate the skills and knowledge you have gained through the Video project. Your exhibit should not fit in the other exhibit options for this project. The exhibit may include, but isn't limited to, original works, objects, demonstrations, digital presentations, programs, websites, games, apps, performances, or posters which you have made. Choose whatever method best shows what you've learned. You must furnish any equipment you need for your exhibit. Internet service will not be provided for the exhibit. All exhibits must include something visual, such as a printed copy of a digital presentation, which will remain on display during the exhibition. Electronic equipment will only be used during your personal judging time and will not remain on display during the entire exhibit period.

- 50330 Video/Film Ready4Life Challenge: (Open to 11-18 year-olds enrolled in any Video/Film project.)** See the general project rules for class information.

VISUAL ARTS

Check-in—Saturday, July 30, 2022 Please arrive 15 minutes prior to your judging time.

Judging—Saturday, July 30, 2022, 1:00-5:00 p.m. Judging time information will be shared at a later date.

Check-out—Sunday, August 7, 2022, 3:30-6:00 p.m.

State Fair Entries – **Each county may submit one entry from each of these projects:**

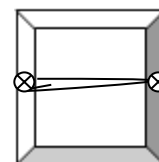
- Food/Cake Decorating (1 total from 50332, 50333, 50334, 50335)
- Chalk/Carbon/Pigment on wood, metal or textiles (Division B) 50352
- Clay 50337
- Computer-Generated Art 50338
- Fiber 50339
- Fiber Non-Original Ages 8-10 Only 50350
- Glass/Plastic 50340
- Heritage Arts 50341
- Leather 50321
- Metal 50342
- Nature 50343
- Paper 50344
- Quilting – You Can Quilt 50331A
- Quilting – Quilting the Best Better 50331B
- Three-Dimensional Design/Mixed Media 50348
- Wood 50349
- Ready4Life 50351

Each county may submit two entries from each of these projects:

- Chalk/Carbon/Pigment on canvas, paper or glass (Division A) 50336
- Scrapbooking (2 total from 50345, 50346, 50347)

All Visual Art classes are premium eligible.

1. **Exhibitors must be enrolled in the Visual Arts project category in which they are exhibiting.**
2. Exhibitors are encouraged to date their project when it is made. All visual arts exhibits are evaluated using a visual arts rubric which takes into account correct use of design elements, craftsmanship, and creativity.
3. Articles exhibited in the Original classes must be an original design created by the exhibitor (except in heritage arts which may follow a pattern AND Fiber-Non Original Ages 8-10 ONLY). Copyrighted or trademarked designs are not acceptable; this includes Team or School logos. Kits and preformed molds are not considered original and are not acceptable in any Visual Arts Class. Combining parts of different patterns (pictures, photographs, images from the internet or a magazine) with the member's own ideas can result in an original design, but simply changing the color, pattern, and/or size of a pattern does NOT make the design original. This also applies for ideas found on a site such as Pinterest. If you see something on Pinterest that you like, use the concept and create something different; however it MUST NOT look exactly like something the judge can search for and find on Pinterest. The exhibit must combine parts of different patterns and/or ideas with the concepts of the member. However, changing the color or changing the size of the item or pattern used does NOT make it original. If you create a replica of what you see somewhere else, it is not your original design. If a photo, sketch, or other idea source was used, submit it with your entry, firmly attached to your exhibit. Be prepared to explain how and where you got the idea for this project.
4. Members wishing to exhibit a quilt should enroll in Visual Arts *You Can Quilt!*; the beginning quilting project designed for youth with some sewing experience; OR Visual Arts *Quilting the Best Better*; the intermediate quilting project designed for youth who have completed *You Can Quilt!* All work on the quilt MUST be completed by the 4-H member. You cannot exhibit a quilt that was quilted by someone else.
5. For both original and non-original work 4-H'ers should provide the source of their artwork if they use one (example: photo, picture, etc.)
6. Members may enter only one project per class and will receive only one premium per class.
7. Classification of Visual Arts projects can be confusing. If you have questions about whether your exhibit is properly enrolled, please consult the Superintendent at the time of check-in.
8. It is recommended that you bring only one exhibit in a media area of the same technique. (Ex: Don't bring both an original cross stitch and a cross stitch kit.)
9. All items must be properly prepared for exhibit. All items to be framed or planned to be hung must have an anchored device with wire for hanging that can hold the weight of the project. An example of this: could be screws into a wood canvas with wire. There is no specific requirement for the type of mat. Purchased and pre-cut mats are acceptable.



ORIGINAL WORK CLASSES:

Classes 50336 thru 50349 and 50351-50352 are for **ORIGINAL WORK**. This is any project made without the use of commercial/store purchased pattern or design. The 4-H'er has developed, created, & implemented the project. Articles in this category must be an original design created by the exhibitor. Copyrighted or trademarked designs are not acceptable in this division. Combining parts of different patterns (pictures, photographs, images from the Internet, or a magazine) with the member's own ideas can result in an original design, but simply changing the color, pattern, and/or size of a pattern does NOT make the design original. **If a photo, sketch, or other idea source was used, submit it with your entry, firmly attached to your exhibit. Be prepared to explain how and where you got the idea for this project. Photos used as a source must be taken by the artist.** MOST ORIGINAL CLASSES ARE STATE FAIR ELIGIBLE CLASSES. Stepping stones and painted rocks are not acceptable in any Visual Arts exhibit class.

Visual Arts Chalk/Carbon/Pigment: (Publications: *Getting Started in Art*, *Sketchbook Crossroads*, or *Portfolio Pathways*) **Enter Division A or B based on the type of material used:**

50336 Division A: Canvas, Paper, Glass:

Any original art work done with pencils, chalk, pens, ink, paint, charcoal, dyes, etc. on canvas, paper, or glass. This would include all painting, sketching, drawing, cartooning, original non-computer generated graphics, printing, etc. Painted and/or glazed pre-formed ceramics and painted porcelain dolls are not eligible for State Fair exhibit. Drawings and paintings should be matted or framed under glass. (Exceptions: Oil and acrylic paintings do not require glass and are not required to be matted.) Water color, chalk, pen & ink, computer-generated art, etc. do require some protective covering. Gallery frames are acceptable. Canvas paintings that continue "over the edges" are acceptable without frames; however, the piece must still be prepared for hanging. Matted pieces without frames are acceptable, however the piece must be prepared for hanging, OR it must include a photo of the artwork being displayed in a non-hanging manner. There is no specific requirement for the type of mat used.

50352 Division B: Wood, Metal, Textiles:

Any original art work done with pencils, chalk, pens, ink, paint, charcoal, dyes, etc., on wood, metal, or textiles. Painted and/or glazed pre-formed ceramics and painted porcelain dolls are not eligible for State Fair exhibit. Any exhibits created as a piece of wall art must be prepared for hanging.

50337 Visual Arts Clay: (Publications: *Getting Started in Art or Sketchbook Crossroads*)

Any original item made of clay; may be fired or unfired, hand formed, or thrown on a wheel. Self-hardening clays are fine. Fire/oven-cured and cornstarch clay could be accepted. Items can include, but are not limited to, clay statues, bowls, jewelry, etc. Pre-formed ceramics are not eligible for State Fair exhibit.

50338 Visual Arts Computer-Generated Art: (Publications: *Getting Started in Art or Portfolio Pathways*)

Any original art created in any software package. Exhibit may not include scanned work, clip art, downloaded images from the Internet, any imported image, or photographs. All pixels must be original. Photo mosaics are NOT allowed. Exhibitors in this class (like all other classes in this sub-section) must be enrolled in Visual Arts. Computer project enrollment is not required. NOTE: Wood and metal exhibits created through the use of laser cutting programs/devices should be entered in this class. Plastic exhibits with an artistic focus created using a 3-D printer should be entered in this class. If the art created is designed to hang, then the entry should have some protective covering, such as a glass frame, and prepared for hanging. If the art is something that has been created with a laser cutting program/device and is NOT designed to hang, it does not require protective covering nor does it need to be prepared to hang.

50339 Visual Arts Fiber: (Publications: *Getting Started in Art, Sketchbook Crossroads, Exploring Fiber Arts, Duct Tape Crafts, 4-H Crochet, The 4-H Crocheting Handbook, and Knitting Made Easy* Online Resource: <https://www.yarnspirations.com/searchcontent?q=knitting>)

Any original item made of fiber. Examples are quilts, fabric collage, soft sculpture, stitchery, weaving, embroidery, cross-stitch, wearable art, hooking, braiding, duct tape artistry, string art, and baskets.

Original cross- stitched, knitted, crocheted, or quilted items belong in this Fiber class. **Non-original** cross-stitched, knitted, crocheted, or quilted items should be entered in Heritage Arts. Machine knitted items are not appropriate for this class.

50340 Visual Arts Glass/Plastic: (Publications: *Getting Started in Art or Creating Stained Glass Projects*)

Any original item made of glass or plastic. Possible items to exhibit include stained glass, etched glass (original design), mosaics made of glass, glass beading, plastic jewelry (friendly plastic). Interlocking building block creations (i.e., LEGOS) are not suitable for State Fair entry. Stepping stones or wall hangings that include cement decorated with glass or plastic items are not suitable for this class.

50341 Visual Arts Heritage Arts:

(Publications: *Getting Started in Art, Sketchbook Crossroads, 4-H Crochet, The 4-H Crocheting Handbook, and Knitting Made Easy* Online Resource: <https://www.yarnspirations.com/searchcontent?q=knitting>)

Exhibit an item of **traditional** art learned from another person or **from a pattern** (NO KITS) may be entered in this class. Non-original cross-stitched, knitted, and crocheted items by pattern fit in this class. ALL ORIGINAL cross-stitched, knitted and crocheted items should be exhibited in Fiber Arts; (machine knitted items ARE NOT acceptable for this class.) Other possibilities include: needlepoint, counted cross-stitch, crewel, embroidery, cut work, hardanger embroidery (embroidery openwork), macramé, baskets, candles, pysanki (decorated eggs), leather, baskets (made using a traditional pattern), traditional handmade dolls with handmade costumes, soaps made using nature dyes also can be made using hand-made molds or broken into chunks for display, or candles. Exhibitors must also bring 1) the pattern or a copy of the pattern they used to create their traditional art; and 2) a description of the traditional origins of their art choice.

50321 Visual Arts Leather: (Publications: *4-H Leather Craft Unit 1, 2, 3-7, and 8-10*)

Exhibit one of the following options using leather.

- Leather: Stamping: Exhibit should utilize one or more stamping techniques – exhibit examples include items such as belt; coasters; bookmark; key chain; wrist bracelet.
- Leather: Carving or Tooling: Exhibit should use simple swivel knife tooling techniques or may incorporate several swivel knife-tooling designs or patterns – exhibit examples include items such as belt; pictorial carving; key case.
- Leather: Lacing: Exhibit to include stamping and/or carving techniques incorporated with lacing techniques – exhibit examples include items such as wallets; purses; etc.
- Leather: Stitching: Exhibit may include stamping; carving and/or lacing techniques and should be a leather item or article of apparel, which incorporates hand-sewing and/or machine stitching techniques. Hand-sewing and/or machine stitching must be the work of the exhibitor.

50342 Visual Arts Metal: (Publications: *Getting Started in Art or 4-H Metal Enameling*)

Any original item made of metal such as sculpture, tin punch, engraved metal, and jewelry. Items intended for industrial use (as tools and/or shop items) are not considered part of this Visual Arts project and are not

eligible for entry. Metal items that have been partially or totally created through the use of laser cutting programs/devices should be entered in Computer-Generated Art.

50343 Visual Arts Nature: (Publications: *Getting Started in Art*)

Any original item made of natural material such as wreaths, cornhusk dolls, etc. Items should be made of natural materials (which may be purchased) but securing elements such as glue and wire may be used in the inner construction as long as they do not detract from the overall "natural" appearance. Articles such as dried pressed flowers may be displayed under glass since it is necessary for protection/preservation of the natural materials. Candles are not suitable as entries. All baskets should be entered in Heritage Arts.

50344 Visual Arts Paper: (Publications: *Getting Started in Art or Paper Crafts*)

Any original item made of paper. Examples could include origami; greeting cards; paper-cut designs; paper mache; hand-made paper; paper collage; paper models of architecture; quilling, etc. Paper twist articles, made from directions in craft books and stores ARE NOT original and are not appropriate for this class. Scrapbooks should be exhibited in Visual Arts Scrapbooking.

50345 Visual Arts Scrapbooking, Beginning: (Publications: *4-H Scrapbooking*)

Exhibit one album or notebook, either 8 ½" x 11" or 12"x12", with a front and back cover. The album/notebook must have a minimum of 4 pages (front and back, 8 sides), exhibited in page protectors. "Embellishments" are defined as the decorations or special details and features that add to a page and make it more visually appealing. Embellishments may include, but are not limited to, ribbon, clips, special lettering, etc. Beginners must use a minimum of four different embellishments and tell a story with pictures. No source card is required. **Exhibitors may only exhibit in 1 level of scrapbooking based on their experience.**

50346 Visual Arts Scrapbooking, Intermediate: (Publications: *4-H Scrapbooking*)

Exhibit one album or notebook, either 8 ½" x 11" or 12"x12", with a front and back cover. The album/notebook must have a minimum of 4 pages (front and back, 8 sides), exhibited in page protectors. "Embellishments" are defined as the decorations or special details and features that add to a page and make it more visually appealing. Embellishments may include, but are not limited to, ribbon, clips, special lettering, etc. Intermediate level exhibitors must use a minimum of eight different embellishments and tell a story with pictures and journaling. No source card is required. **Exhibitors may only exhibit in 1 level of scrapbooking based on their experience.**

50347 Visual Arts Scrapbooking, Advanced: (Publications: *4-H Scrapbooking*)

Exhibit one album or notebook, either 8 ½" x 11" or 12"x12", with a front and back cover. The album/notebook must have a minimum of 4 pages (front and back, 8 sides), exhibited in page protectors. "Embellishments" are defined as the decorations or special details and features that add to a page and make it more visually appealing. Embellishments may include, but are not limited to, ribbon, clips, special lettering, etc. Advance level exhibitors must use a minimum of 12 different embellishments and tell a compelling story with pictures, journaling, and other media. No source card is required. **Exhibitors may only exhibit in 1 level of scrapbooking based on their experience.**

50348 Visual Arts Three-Dimensional Design/Mixed Media: (Publications: *Getting Started in Art or Sketchbook Crossroads*)

Art pieces in this class must be comprised of **at least three different media**. No one medium can make up more than 40% of a piece. The piece should **be either freestanding or should be prepared to be hung**. It must be observable on at least three different sides. Originality and design are important concepts. Craft and preformed or assembled projects are not acceptable.

50349 Visual Arts Wood: (Publications: *Getting Started in Art*)

Any original item made of wood (wood carving, sculpture, collage, wood burning, etc.). Utilitarian wood items made from patterns or packaged and/or pre-fabricated kits (e.g., outdoor or indoor furniture, shelves) should be entered in woodworking, not in visual arts. Popsicle stick crafts are not acceptable for State Fair entry. Wood items that have been partially or totally created through the use of laser cutting programs/devices should be entered in Computer-Generated Art. All Visual Arts Wood exhibits **MUST** have an artistic element that the exhibitor can explain. Furniture built by the exhibitor aligns with the Woodworking project area – unless the element to be judged is wood carving or wood burning that is one element of the exhibit. Exhibits will be judged using a Visual Arts Rubric and not a woodworking construction rubric.

50351 Visual Arts Ready4Life Challenge: (Open to 11-18 year-olds enrolled in any Visual Arts project.)

See the general project rules for class information.

NON-ORIGINAL WORK CLASSES:

Classes 50350 and CO3000 thru CO3001 – CO3008 are for **NON-ORIGINAL WORK**. The artist may enter any article that is made from the use of a pattern, picture that was not taken by the artist, a book, or a kit. A kit is defined as pre-packaged, formed, stamped, printed or numbered canvas, or precut materials to be used in a completed craft. ALL

OF THESE CLASSES **EXCEPT 50350** ARE INELIGIBLE FOR STATE FAIR. Several non-original items may qualify for State Fair through the Heritage Arts Class. Register for classes at your discretion.

- 50350 Visual Arts Fiber Non-Original AGES 8-10 ONLY:** (Publications: *Getting Started in Art, Duct Tape Crafts, Exploring Fiber Arts, 4-H Crochet, The 4-H Crocheting Handbook, or Knitting Made Easy*) Any non-original item made of fiber. Examples are fabric collage, soft sculpture, stitchery, weaving, embroidery, cross-stitch, crocheting, knitting, weaving, hooking, and felting. Exhibitors may use a pattern and/or an idea generated from another source.
- CO1201 Chalk/Carbon/Pigment:** (Publications: *Getting Started in Art, Sketchbook Crossroads, or Portfolio Pathways*) any non-original art work done with pencils, chalk, pens, ink, paint, charcoal, dyes, etc.
- CO1202 Clay:** (Publications: *Getting Started in Art or Sketchbook Crossroads*) any non-original item constructed mostly of clay. Pre-formed ceramics go here.
- CO1203 Fiber:** (Publications: *Getting Started in Art, Sketchbook Crossroads, Exploring Fiber Arts, Duct Tape Crafts, 4-H Crochet, The 4-H Crocheting Handbook, and Knitting Made Easy* Online Resource: <https://www.yarnspirations.com/searchcontent?q=knitting>) any non-original item constructed mostly of fiber.
- CO1204 Glass/Plastic:** (Publications: *Getting Started in Art or Creating Stained Glass Projects*) any non-original item made by using glass and/or plastic.
- CO1205 Metal:** (Publications: *Getting Started in Art or 4-H Metal Enameling*) any non-original item constructed by using metal.
- CO1206 Nature:** (Publications: *Getting Started in Art*) any non-original item constructed through use of materials *natural* to the environment, not *artificial*.
- CO1207 Paper:** (Publications: *Getting Started in Art or Paper Crafts*) any non-original item constructed mostly of paper.
- CO1208 Wood:** (Publications: *Getting Started in Art*) any non-original item constructed from wood for aesthetic purposes.

FOOD/CAKE DECORATING:

NOTE: These projects are judged at a different date and time than other visual arts projects.

Check-in – Saturday, July 23, 2022, 12:30 p.m. – Ogle County Farm Bureau Please arrive 15 minutes prior to your judging time.

Judging—Saturday, July 23, 2022, 1:00 p.m. – Ogle County Farm Bureau Judging time information will be shared at a later date.

Check-out—Sunday, August 7, 2022, 3:30-6:00 p.m. – Ogle County Fairgrounds

NEW THIS YEAR: We will be hosting an in person food/cake decorating contest. Please read the rules carefully. Photos will be taken after the contest and posted at the Fairgrounds. Members wishing to display cakes at the Ogle County Fairgrounds should bring them to the Exhibit Building on Tuesday, August 2nd between 3 – 7 p.m.

1. All exhibitors are to be checked in between 12:30 – 1:00 p.m. at the Ogle County Farm Bureau, in the auditorium on Saturday, July 23, 2022. Exhibitors must be present for conference judging.
2. Extra time will NOT be given if you show up late for the show.
3. Cookies and cupcakes should have all but one decorated in advance and bring one undecorated item to be completed in front of the judge.
4. Cakes must be brought unfrosted for Level 1 (Beginning) & Level 2 (Intermediate) only and completely decorated in front of the judge. A crumb coating will be the only thing allowed in advance; however, the judge must be able to see cake through the coating. A crumb coat reference sheet is available from the Extension office for cakes only.
5. Members must bring all needed equipment, frosting, and items to be decorated to the contest.
6. Frosting must be made by the exhibitor (not purchased) and bring the recipe to the judging (with the exception of fondant. Fondant may be purchased and used for advance-level projects ONLY).
7. All decorations must be edible. Candies, licorice, gumdrops, sprinkles, etc. are acceptable for cookies and cupcakes but only used to enhance the project.
8. For advanced members, cake or form should be brought in frosted and all Level 1 & Level 2 techniques can be on cake or form, so time can be focused on the Level 3 techniques, decorations that need to be made ahead of time and refrigerated or frozen will be allowed; however, members must be able to demonstrate to the judge that they know how to make any of the techniques or the decoration.
9. For master members, bring the whole project completed PLUS a cake or form to demonstrate to the judge that members know how to master the techniques.

10. Exhibitors are allowed to enter **ONLY ONE** Level of Cake Decorating classes based on their experience.
11. Exhibit classes are noted below. Members may use a form in place of a cake, cookie, or cupcake.
12. A list of different techniques is listed in the *4-H Cake Decorating* project manual on pages 3 – 8. You can see this online at: <https://www.uwyo.edu/4-h/projects/manuals/cake-decorating-manual.pdf>. Please note that there are only three types of Fondant techniques. You may need to use other techniques to meet the minimum needed, per the class descriptions below.

50332 Visual Arts Food/Cake Decorating Beginning: (Publications: *4-H Cake Decorating*)

Exhibit one of the following:

- Exhibit four decorated cookies, using a minimum of four Level 1 techniques.
- Exhibit four decorated cupcakes, using a minimum of four Level 1 techniques.
- Exhibit a single layer decorated cake, using a minimum of four Level 1 techniques.

50333 Visual Arts Food/Cake Decorating Intermediate: (Publications: *4-H Cake Decorating*)

Exhibit one of the following:

- Exhibit four decorated cookies, using a minimum of five Level 2 techniques.
- Exhibit four decorated cupcakes, using a minimum of five Level 2 techniques.
- Exhibit a single layer or two-layer cake, using a minimum of five Level 2 techniques.

50334 Visual Arts Food/Cake Decorating Advanced: (Publications: *4-H Cake Decorating*)

- Exhibit a decorated, stacked or multi-layer cake; or a tiered cake, using a minimum of four Level 3 techniques.

50335 Visual Arts Food/Cake Decorating Master: (Publications: *4-H Cake Decorating*)

- Write a one-page written description of your project, including your goals, plans, accomplishments, and evaluation of results. Include up to four pictures of your accomplishments **AND** exhibit an original design decorated cake using more than five techniques.

QUILTING:

NOTE: These projects are judged at a different date and time than other visual arts projects.

Judging—Tuesday, July 23, 2022, 8:30 a.m. – Ogle County Farm Bureau *Judging time information will be shared at a later date.*

Check-out—Sunday, August 7, 2022, 3:30-6:00 p.m.— Ogle County Fairgrounds

50331a Visual Arts Quilting – You Can Quilt

Exhibit one of the following quilting options. All exhibits should include a card which identifies the quilt as an original design created by the exhibitor or as a pattern created by someone else. Item may be quilted using any method – tie, hand, or machine quilted. All work must be completed by the 4-H member. Exhibit one of the following:

- A Mini Quilt for a doll; OR a Quilt sized for an infant (*maximum size of 48"x48"*); OR
- A Quilted Table Runner (*width ranging from 15-18"; length ranging from 24-48"*)

50331b Visual Arts Quilting – Quilting the Best Better

Exhibit one of the following quilting options. All exhibits should include a card which identifies if the quilt as an original design created by the exhibitor or as a pattern created by someone else. Item may be quilted using any method – tie, hand, or machine quilted. All work must be completed by the 4-H member. Exhibit one of the following:

- Lap Quilt (*width ranging from 48-60"; length ranging from 60-72"*); OR
- Large Quilted Wall Hanging (*may be rectangular or square, sized larger than 48" x 48"*). Hanging should include tabs or a pocket on the back in order for it to be hung; OR
- Quilt that fits any size bed (Twin, Double, Queen or King).

WEATHER & CLIMATE

Check-in—Saturday, July 30, 2022 *Please arrive 15 minutes prior to your judging time.*

Judging—Saturday, July 30, 2022, 1:00-5:00 p.m. *Judging time information will be shared at a later date.*

Check-out—Sunday, August 7, 2022, 3:30-6:00 p.m.

State Fair Entries - 1 entry total from 50392, 50393, 50394; and 1 entry from 50395. All Weather classes are premium eligible.

50392 Weather and Climate Science I: (Publications: *Weather and Climate Science, Level 1*)

Exhibit any product or display illustrating an activity from the book. The exhibit may include, but isn't limited to, original works, objects, demonstrations, digital presentations, programs, websites, games, apps, performances, or posters which you have made. Choose whatever method best shows what you've learned. You must furnish any equipment you need for your exhibit. Internet service will not be provided for the exhibit. All exhibits must include something visual, such as a printed copy of a digital presentation, which will remain on display during the exhibition. Electronic equipment will only be used during your personal judging time and will not remain on display during the entire exhibit period.

50393 Weather and Climate Science 2: (Publications: *Weather and Climate Science, Level 2*)

Exhibit any product or display illustrating an activity from the book. The exhibit may include, but isn't limited to, original works, objects, demonstrations, digital presentations, programs, websites, games, apps, performances, or posters which you have made. Choose whatever method best shows what you've learned. You must furnish any equipment you need for your exhibit. Internet service will not be provided for the exhibit. All exhibits must include something visual, such as a printed copy of a digital presentation, which will remain on display during the exhibition. Electronic equipment will only be used during your personal judging time and will not remain on display during the entire exhibit period.

50394 Weather and Climate Science 3: (Publications: *Weather and Climate Science, Level 3*)

Exhibit any product or display illustrating an activity from the book. The exhibit may include, but isn't limited to, original works, objects, demonstrations, digital presentations, programs, websites, games, apps, performances, or posters which you have made. Choose whatever method best shows what you've learned. You must furnish any equipment you need for your exhibit. Internet service will not be provided for the exhibit. All exhibits must include something visual, such as a printed copy of a digital presentation, which will remain on display during the exhibition. Electronic equipment will only be used during your personal judging time and will not remain on display during the entire exhibit period.

50395 Weather Ready4Life Challenge: (Open to 11- to 18-year-olds enrolled in any Weather and Climate project). See the general project rules for class information.

WELDING

Check-in—Saturday, July 30, 2022 Please arrive 15 minutes prior to your judging time.

Judging—Saturday, July 30, 2022, 1:00-5:00 p.m. Judging time information will be shared at a later date.

Check-out—Sunday, August 7, 2022, 3:30-6:00 p.m.

State Fair Entries – 2 entries from classes 50353, and 1 entry 50355. All Welding classes are premium eligible.

50353 Welding: (Publications: *Arcs and Sparks*)

This exhibit class is open to members who are in the 7th grade and higher. Exhibit one Arc weldment/item demonstrating the skill level of the exhibitor. Members new to the project should consider selecting a weldment from the suggested Weldment List found on page 43 of *Arcs and Sparks* (4-H 573 – Shielded Metal Arc Welding). **This class is for industrial welding only.** (Members that wish to use welding to create objects with an artistic appeal should consider enrolling in the 4-H Visual Arts project and consider entering those types of exhibits in the Visual Arts – Metal class.) Exhibits must be portable and cannot be exhibited on a trailer.

50355 Welding Ready4Life Challenge: (Open to 11-18 year-olds enrolled in any Welding project.) See the general project rules for class information.

WOODWORKING

Check-in—Saturday, July 30, 2022 Please arrive 15 minutes prior to your judging time.

Judging—Saturday, July 30, 2022, 1:00-5:00 p.m. Judging time information will be shared at a later date.

Check-out—Sunday, August 7, 2022, 3:30-6:00 p.m.

State Fair Entries – 2 entries classes 50357, 50358, 50359, 50360 and 1 entry from 50362. All Woodworking classes are premium eligible.

50357 Woodworking 1: (Publications: *Measuring Up*)

Any item made of wood constructed or refinished by the member, appropriate for their age, skills, and ability in this project. Exhibit a project that shows the use of a learning technique such as: using a square, hand sanding, hand saw, or coping saw. Acceptable joints are: butt joint or use of dowel rods. The only power tools that can be used are a drill, jig saw, or a circular saw. Pre-cut kits assembled by the member are not acceptable.

50358 Woodworking 2: (Publications: *Making the Cut*)

Any item made of wood constructed or refinished by the member, appropriate for their age, skills, and ability in this project. Exhibit a project that shows use of a learning technique such as: miter cut, miter joint, router, chisel, curved cut, jigsaw, circular saw, gluing wood, staple gun, power sanding, or painting. Acceptable joints are: butt joint use of dowel rods, and/or miter joints. Pre-cut kits assembled by the member are not acceptable.

50359 Woodworking 3: (Publications: *Nailing It Together*)

Any item made of wood constructed or refinished by the member, appropriate for their age, skills, and ability in this project. Exhibit a project that shows use of a learning technique such as: using a T-bevel, enlarging scale plans, using a powered circular saw, a radial arm saw, a table saw, and/or a hand plane, hinges, hasps, flush plates, or clamps. Acceptable joints are: dowel joint, rabbet joint, dado joint, spline joint, and/or tongue and groove joint. Pre-cut kits assembled by the member are not acceptable.

50360 Woodworking 4: (Publications: *Finishing Up*)

Any item made of wood constructed or refinished by the member, appropriate for their age, skills, and ability in this project. Exhibit a project that shows a learning technique such as: using a router, dovetail joints, mortise and tenon joint, using a portable planer, jointer, scraper, and/or different types of adhesives. Acceptable joints are those included in Level III or dovetail and/or mortise and tenon. Pre-cut kits assembled by the member are not acceptable.

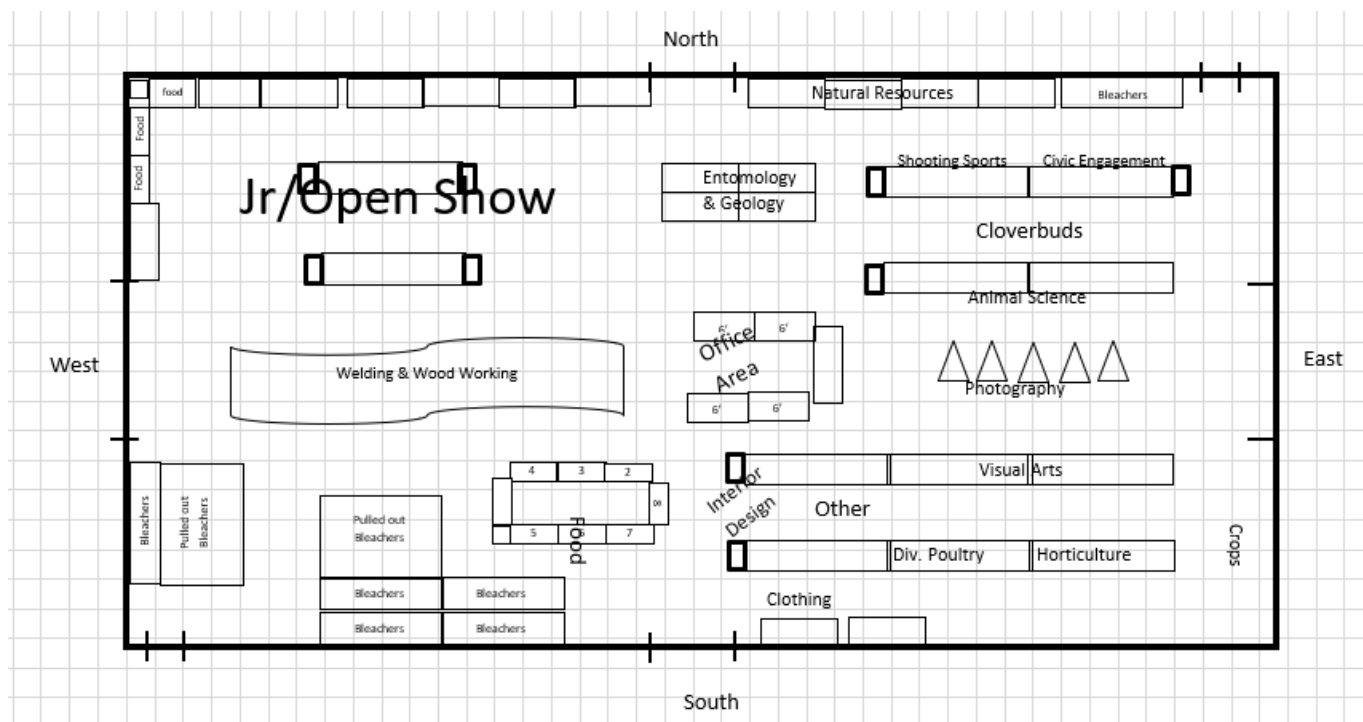
50362 Woodworking Ready4Life Challenge: (Open to 11-18 year-olds enrolled in any Woodworking project.)
See the general project rules for class information.

EXHIBIT BUILDING AWARDS (*Subject to change*)

For description of the high honors awarded, please see the section on "Judging." Be aware that "Honorable Mention" rosettes are awarded at the discretion of judges. (Award winners are chosen from all classes in the Division unless otherwise listed.)

Grand Champion Aerospace	Grand Champion Interior Design	Wood/Metal/Textiles
Grand Champion Animal Science	Grand Champion Leadership	Champion Original Clay
Grand Champion Bicycle	Champion Maker	Champion Computer Generated Art
Grand Champion Child Development	Grand Champion Nature: Natural	Champion Original Fiber
Grand Champion Civic Engagement	Resources & Outdoor Adventures	Champion Original Glass/Plastic
Grand Champion College & Career	Grand Champion Nature:	Champion Heritage Arts
Readiness	Fishing and Wildlife	Champion Original Leather
Grand Champion Communications	Grand Champion Photography	Champion Original Metal
Grand Champion Computer Science	Grand Champion Plant & Soil Science	Champion Original Nature
Grand Champion Consumer Ed	Grand Champion Public Speaking	Champion Original Paper
Grand Champion Crops	Grand Champion Robotics	Grand Champion Quilting
Grand Champion Drones	Grand Champion Shooting Sports	Grand Champion Scrapbooking
Grand Champion Electricity	Grand Champion Small Engines	Champion Original 3D Design Mixed
Grand Champion Entomology	Grand Champion Theatre Arts	Media
Champion eSports	Grand Champion Tractor	Champion Original Wood
Grand Champion Exploratory		Champion Visual Arts Ready4Life
Grand Champion Family Heritage	Grand Champion Veterinary Science	Challenge
Grand Champion Floriculture	Grand Champion Video/Filmmaking	Grand Champion Non-Original
Grand Champion Forestry	Grand Champion Weather & Climate	Visual Arts
Grand Champion Geology	Grand Champion Welding	Grand Champion Food/Cake
Grand Champion Health	Grand Champion Woodworking	Decorating
Grand Champion Horticulture:	Champ. Original Chalk/Carbon/Pigment:	
Vegetables, Herbs & Fruits	Canvas/Paper/Glass	
Grand Champion Intercultural	Champ. Chalk/Carbon/Pigment :	

2022 Exhibit Building Map



Map updated 2/17/2022

Thank you to our 2021 Auction Supporters!

Ag View FS
 Becca Ketter
 Blackhawk Veterinary Services
 Bocker-Ruff Grain
 Carstens Farms
 Cindy Hanlin
 Circle G Farms
 Compeer Financial
 Eickman's Processing Company, Inc
 First State Bank/Shannon-Polo
 Floto Custom Forage Harvesting
 German American State Bank
 Glendenning Fertilizer, Inc
 Hackbarth Farms, LLC
 Horn Farms
 James Kerchner
 JND Cattle Company
 Joe Eden
 Johnson Tractor

Keech Cattle Company
 Ken Nelson Buick, Dixon
 Maplehurst Farms
 Mark Eden
 MY Seed Company
 Nelson Family Farms, LLC
 Nordman Feedlots, Inc
 O'Brien Civil Works
 Pam Quarrie
 Pearl City Elevator
 Phil & Jen Newendyke
 Pines Meadow Veterinary Clinic
 Polo Cooperative Assn
 Public Auction Service
 R&H Seed Solutions
 Raymond Jacobs
 Roll-Rite, Inc
 RT Repair
 Sarah Craig

Skylar Martin
Soda Connection
Specialty Floors, Inc
Speed Trucking
Stan Eden

Stillman Bank
Stocking Equipment
TNK Enterprise
Warner Family Chiropractic PC
Will.Ow Acres

Online/Virtual Auction Preparation:
Public Auction Service, Lyle & Sheryl Hopkins
Ellen Rahn



Thank you ⁹¹ to our 2022 Fair Award Donors!

Anderson Feed Company
Ankney Family
Baker Acres
Ben & Emily Diehl
Blain's Farm & Fleet of Sterling
Brenda Holm
Byron Forest Preserve District
By-Y-Badgers 4-H Club
Chris & Kevin Carter
Crisham Family Dental
Dennis & Sharon Alderks
Forreston Veterinary Clinic
Friends of 4-H
Hall Family Farms
Hill Haven
Hubbard Ag Innovations
Humphrey Livestock
In Memory of Arnold Noon
In Memory of Bill Susina
In Memory of Dan Sheely/2019
In Memory of Joe Baker
In Memory of Joyce Cain-Stauffer
In Memory of Larry Schier

In Memory of Spencer Aurand
Indian Ridge Kennel Club
Jim & Pat Kloepping
Joan Glendenning
John & Cori Lamberson
John & Lauren Hintzsche
Julie Meridian
Kathy Pfeiffer
Maplehurst Farms, Inc
Marv Miller - Ted Gesin General Contractors
Meiners Family
Milligan Herefords
Nordman Feedlots, Inc
Ogle County Beef Association
Ogle County Clovers 4-H Club
Ogle County Farm Bureau
Pine Creek Valley 4-H Club
Polo Cooperative Association
Polo Lions Club
Ring Family
Rochelle Veterinary Hospital
Roys Transfer, Inc.
Scholl Insurance Agency, Inc

Stan's Performance, Inc
Stillman Bank
Studio 112 LLC
Summerhill Huskies 4-H Club
Sweetfolly Farm
Taylor Angus Farm
T-Byrd Lanes

The Guschl Family
Valley Trail Riders
Valley View Farms
Vintage Chicks & Feed
Zach Ankney
Zane Ankney



Entry deadline for 4-H Dog Show...

NO LATER THAN MIDNIGHT, WEDNESDAY, JUNE 1, 2022.

Entries must be submitted using

<https://fairentry.com/Fair/SignIn/16609>

Entry deadline for Ogle County 4-H Fair...

NO LATER THAN MIDNIGHT, WEDNESDAY, JUNE 15, 2022.

Entries must be submitted using

<http://ogle4-hfair.fairentry.com>



Illinois Extension

UNIVERSITY OF ILLINOIS URBANA-CHAMPAIGN

University of Illinois Extension – Ogle County

421 West Pines Road, Suite 10

Oregon, IL 61061

Phone: 815-732-2191

Fax: 217-244-5666

Email: jbmgrtnr@illinois.edu

University of Illinois • USDA • Local Extension Councils Cooperating

University of Illinois Extension provides equal opportunities in programs and employment. If you need a reasonable accommodation to participate in the Ogle County 4-H Fair, please contact the Extension Office 815/732-2191. Early requests are strongly encouraged to allow sufficient time for meeting your access needs.