



PEORIA COUNTY 4-H SHOW BOOK



August 3, 4, & 5, 2022

Exposition Gardens, Peoria, IL



Welcome to the 2022 Peoria County 4-H Show

The Peoria County Extension Staff, volunteers and personnel of Exposition Gardens extends a warm welcome to participants and guests attending the 2022 Peoria County 4-H Show.

The Peoria County 4-H Show provides an exciting and interesting community setting to showcase the projects of Peoria County 4-H'ers. It is a wonderful opportunity for parents, friends, and relatives to view the many project areas in which the youth of Peoria County have been involved. The 4-H Show offers many fun experiences and learning opportunities for all. Make the 2022 4-H Show part of your summer activities. Help us demonstrate our support to our youth as we give them well-deserved recognition for their successful endeavors.

On behalf of the Extension Staff, we want to take this opportunity to thank all the 4-H leaders, parents, 4-H youth, superintendents, committee members, other volunteer groups and program supporters for your commitment to making 4-H a very memorable and worthwhile learning experience for our most valuable youth. We appreciate each and every one of you. Your dedication and commitment allow this program to be successful.

Again, thanks for your support. Please attend the 4-H Show. Everyone is welcome. Enjoy the animals, displays, projects and activities associated with this year's event.

The Peoria County Staff also wish to express their gratitude to the Heart of Illinois Fair Board for their partnership in the 2022 4-H Show.

Yours in 4-H,

Earl Allen

Earl Allen
County Director

Judy Schmidt

Judy Schmidt
Extension
Educator 4-H Metro

Emily Schoenfelder

Emily Schoenfelder
Extension Educator
Youth

Kristi Smith

Kristi Smith,
4-H Program
Coordinator



Illinois Extension

UNIVERSITY OF ILLINOIS URBANA-CHAMPAIGN

**2022 PEORIA COUNTY 4-H SHOW
EXPOSITION GARDENS
1601 W. NORTHMOOR RD., PEORIA, IL
August 3, 4, & 5, 2022**

DEPARTMENTS & PAGE #'S**SUPERINTENDENTS****PHONE****Livestock:**

Beef Show – (Page 14)	Steve Kellstadt	231-0279
Cat Show – (Page 20)	Jessica Westerman	258-2626
Dairy Show – (Page 16)	Fred Rosenbohm	697-4041
Dog Show – (Page 22)	Rebecca Cox	251-4656
Goat Show – (Page 18)	Dan & Deb Keyt	635-1384
Horse & Pony Show – (Page 26)	Martha Eberley	369-7224
Poultry Show – (Page 34)	Robin/Zachery Forney	231-3793
Rabbit Show – (Page 36)	Amber Green	370-4670
Sheep Show – (Page 38)	Sarah Lueschow	256-3115
	Alan Cowser	657-5954
	Cheryl Walsh	657-4250
Swine Show – (Page 41)	Jeff & Karla Smith	385-2553

Non-Livestock: (starting Page 35)

Clothing & Textiles Department – (Page 53) And Family Relations Department	Carol Cowser	639-4395
	Sally Ohlson	243-7508
Communications Department – (Page 64)	Susan Unsicker	256-3358
Community Dev. & Global Awareness (Page 47)	Susan Unsicker	256-3358
Food & Nutrition Department – (Page 59)	Neva Ryneerson	224-9736
Human Development Department – (Page 51)	Carol Cowser	639-4395
	Sally Ohlson	243-7508
Mechanicals & Technology Department – (Page 79)	Carol Krosse	274-9276
Natural Resources Department – (Page 89)	Carol Krosse	274-9276
Personal Development – (Page 75)	Susan Unsicker	256-3358
Plants & Soils Department – (Page 97)	Hannah Hausam	
Visual Arts Department – (Page 70)	Lisa Sweet	389-5039

Peoria County Extension Staff and Program Coordinators

County Director..... Earl Allen
 4-H Metro Educator Judy Schmidt
 4-H Youth Educator..... Emily Schoenfelder
 4-H Program Coordinator Kristi Smith
 Extension Office Support Angela Sassine
 4-H Food Stand..... 4-H Members/Volunteers

4-H SHOW SCHEDULE

DAY ONE / WEDNESDAY, AUGUST 3, 2022

8:00 AM Set up for Staff and Superintendents in Exhibit Barns
9:00 AM Judges Orientation
9:30 AM - 12:00 PM Non-Livestock judging begins (all projects)
12:00 - 12:30 PM Judges break for lunch
12:30 - 3:00 PM Non-Livestock judging resumes
1:30 PM Cat Show
3:00 PM - 4:00 PM Exhibit Barn closed to the public (Trophy & State Fair selections)
5:00 PM Exhibit Barn Closed

DAY TWO / THURSDAY, AUGUST 4, 2022

8:00 AM Exhibit Barns open for project viewing
8:00 AM Rabbits & Poultry on grounds, in pens or coops in the Rabbit Barn
9:00 AM Rabbit Show-Hobbies Bldg. across from Swine Barn
9:00 AM Poultry Show-Sheep Barn
1:00 PM Dog Show (Youth Building)
3:30 PM - 4:30 PM Barnyard Olympics Weigh-In
4:00 PM - 6:00 PM Tractor Driving Contest
6:00 PM National Anthem and Opening Ceremonies for Barnyard Games - Sheep Barn
6:10 AM Barnyard Games
..... Scholarship Recognition
..... Immediately following Barnyard Games – Share the Fun Contest, and Volunteer Recognition
7:00 PM Exhibit Barn Closed (Or immediately following the Share the Fun Contest)

DAY THREE / FRIDAY, AUGUST 5, 2022

7:30 AM All Livestock (Beef, Swine, Sheep & Goats must be on grounds)
7:30 AM Market Lamb Weigh In – Sheep Barn
8:00 AM Exhibit Barn open for public viewing
8:00 AM Sheep Show-Ladies & Gents Class Lead (Sheep Barn)
..... Fleece Show (at the conclusion of the Sheep Show)
8:00 AM Barrow and Cross Gilt Weigh-In (Sheep Barn)
8:00 AM Cattle Weigh-In
9:00 AM Swine Show (Sheep Barn–Will not start before but immediately after Sheep Show)
10:00 AM Beef Show (Sheep Barn–Will not start before but immediately after Swine Show)
(Will follow Sheep Show) Goat Show (Hobbies Exhibit Bldg. across from Swine Barn)
(Will follow Beef Show) Master Showmanship Contest (Sheep Barn – At conclusion of Beef Show)
1:30 PM Dairy Show (following Master Showmanship Contest in Main Showring.)
3:00 PM General Project Release
5:00 PM - 7:00 PM Pork Chop Dinner (Youth Building)
5:30 PM Fashion Revue (Youth Building)
7:00 PM 4-H Livestock Auction (Youth Building)
7:30 PM – 9:00 PM Exhibit Barn & Youth Building Clean Up
..... Livestock can be Released following conclusion of each show. Clean-up of Livestock Barns
MUST be completed.

HORSE SHOW / SATURDAY, July 16, 2022/ Heart of IL Arena, Galena Rd, Peoria

8:00 AM Horse Show Check-In
9:00 AM Horse & Pony Show – Halter Classes
1:00 PM (Approx.) Costume, Walk/Trot, Hunter & English/Western Performance Classes & Trail
5:30 PM (Approx.) Speed Events
9:00 PM (Approx.) Horse project release after Horse Show

NON-LIVESTOCK PROJECT EVALUATION

All non-livestock exhibits will be judged in the Youth Building where they will be displayed. There the exhibits will be displayed and considered for trophies and State Fair.

Non-livestock projects will be evaluated using what is called the "interview" type of judging. 4-H'ers should expect to discuss their work with the judge and be prepared to answer questions about what they learned and how the project was completed. Refer to individual departments and class project listings for rules and requirements.

Non-livestock project judging will be held Wednesday, August 3, from 9:30 a.m. – 12:00 noon and 12:30 p.m. – 3:00 p.m. Trophy & State Fair selections will be made beginning at 3:00 p.m. Exhibit areas will be closed until these selections are complete.

All projects will remain on display until project release on Friday, August 5, at 6:30 p.m. NO EXCEPTIONS. If you are unable to pick up your projects at this time, it is your responsibility to make arrangements with someone to pick them up for you.

LIVESTOCK PROJECT EVALUATIONS

Livestock projects will be shown and evaluated on Thursday, August 4 – Friday, August 5. Standard judging methods will be used. Refer to the 4-H Show schedule for specific times and locations. Refer to each animal department for Health Requirements and Show Rules. Contact the Superintendent listed or the Extension Office (685-3140) if you have any questions.

TAX IMPLICATIONS FOR PRIZES, GIFTS OR AWARDS

Program Participants (including minors) will be required to provide their social security number or foreign national tax ID number prior to receiving a prize, gift, or award (\$100 or more) to ensure proper IRS reporting as required by law. This sensitive information is kept confidential and handled through security protected software (PEAR). Participants will not be eligible for prize, gift, or award if social

security or foreign national tax ID information is not provided.

ILLINOIS STATE FAIR AUGUST 11-21, 2022

PEORIA COUNTY EXHIBIT DAY SATURDAY, AUGUST 13, 2022

All projects selected for State Fair will be judged on Saturday, August 13. All projects must be checked in from 8 to 9:30 a.m. Project judging times will vary and will be available to you after project check-in.

- April 30, 2022 / Illinois State 4-H Public Presentation Contest, Parkland Community College in Champaign, Illinois
- July 24 – July 30, 2022/ State Fair Junior Horse Show
- August 27, 2022 / Illinois State 4-H Dog Show / Granny Rose K-9 Enrichment Center, Dixon, IL



QUALITY ASSURANCE & ETHICS CERTIFICATION – (QA&E)

The Quality Assurance and Ethics training is required for all youth that enroll in horses, rabbits, poultry, dogs, and cats. Members must take the training whether they own a live animal or not. Members only need to take this once. The website is open year round @

<http://web.extension.illinois.edu/qaec>

YOUTH FOR THE QUALITY CARE OF ANIMALS (YQCA)

The YQCA is a new livestock quality assurance program that is replacing QAEC program for youth in the following species: dairy cattle, beef cattle, swine, sheep, and goats. All 4-H exhibitors of these animals will be required to certify in the YQCA program yearly starting for the 2022 show season. Youth must either attend a face to face class or certify on-line via the website <http://yqca.org>. The cost for face-to-face training is \$3 and \$12 for the online version .

TABLE OF CONTENTS

General Rules and Regulations.....	5
Ribbons/Trophies –State Fair	10
<u>Animals / Livestock</u>	
General Livestock.....	8
Auction Guidelines	12
Beef Show	14
Cat Show	20
Dairy Show.....	16
Dog Show	22
Goat Show	18
Horse & Pony Show	26
Poultry Show.....	34
Rabbit Show.....	36
Sheep Show	38
Swine Show.....	41
Master Showmanship	43
<u>General Projects</u>	
Animal Science	44
Vet Science Project and Small Pets	48
Bicycle	103
Clothing and Textiles	
Fashion Revue	53
Shopping in Style.....	57
STEAM Clothing.....	54
Cloverbuds.....	104
Communications	
Communications	64
Creative Writing	64
Journalism	65
Photography.....	66
Public Presentations.....	65
Video/Filmmaking	68
Community Development and Global Awareness	
Civic Engagement/Service Learning	48
Diversity & Cultural Awareness.....	47
Intercultural	47
Consumer Ed	
Entrepreneurship	50
My Financial Future.....	50
Foods and Nutrition	
Food Projects	59
Human Development	
Child Development.....	51
Health.....	51

Interior Design	
Design Decisions	49
Mechanics and Technology	
Aerospace / Drones.....	79
Computer Science	81
Electricity.....	84
eSports	82
Robotics	82
Small Engines	85
Tractor Care	87
Welding	88
Woodworking.....	85
Natural Resources and Environment	
Entomology / Beekeeping.....	93
Forestry	91
Geology	95
Natural Resources-Wildlife	89
Shooting Sports	96
Sport Fishing.....	90
Weather	92
Personal Development	
Collectibles	75
College & Career Readiness	75
Exploring 4-H.....	75
Family Heritage	75
Leadership.....	76
Reading	76
Theatre Arts	78
Plants and Soils	
Crops	98
Floriculture.....	99
Plants & Soils.....	97
Vegetable Gardening	100
Visual Arts	
Cake Decorating	71
Scrapbooking.....	74
Visual Arts Medium	70
4-H Premium Rates for 2020	105
Auction Intent to Participate Form.....	106
4-H Show Complaint Form.....	107
Code of Practice/Behavior Statement	108

Congratulations to:

Bethany Stahl

Edelstein Eager Beavers

Designer of the 2022
4-H Show Book Cover

GENERAL RULES AND REGULATIONS

1. Any 4-H member who knowingly violates a rule as printed in Show Book, established by the Peoria County 4-H Staff and Superintendents shall be disqualified from the show and forfeit all premiums and awards. This does not apply to all situations.
 - a. If an exhibitor disputes a disqualification of their project(s), the exhibitor may request a hearing before an impartial group of individuals. If the hearing cannot be held before the completion of project judging the exhibitor may exhibit their project with the understanding that awards and/or premiums will be withheld until a decision has been made.
 - b. If another exhibitor or any member of the public has reason to believe that a project (livestock or non-livestock) should be disqualified, he/she must contact Extension staff or the appropriate superintendent and present his/her evidence in writing. Evidence must be filed after official check-in of the project or before the completion of judging. If after reviewing the evidence, the disqualified project and disqualified exhibitor requests a hearing, the complaining person shall be required to testify at the hearing and present his/her evidence. If the complaining person refuses to testify, no disqualification will be made based on that complaining person's evidence.
2. To be eligible for 4-H membership, youth must have had their eighth birthday before **September 1, 2021**, and not reached their nineteenth birthday by **September 1, 2021**.
3. Participation in the Peoria County 4-H Show is subject to the following deadlines: Enrollment in the Peoria County 4-H program as a member by **May 1, 2022**. 4-H Show entries must be submitted to the county office by **July 1, 2022**.
4. All exhibits in the 4-H Show must be current year's work, beginning **Sept. 1, 2021**, to the date of the show.
5. All exhibits should be the work of the 4-H member. **NO** project including both **livestock & non-livestock** can be exhibited at any other county 4-H show by you or another 4-H member. The same project or animal cannot be shown twice.
 - a. For example, a member cannot exhibit a project (livestock or non-livestock) at the Peoria County 4-H Show and then exhibit the same project at another county 4-H show.
 - b. Another example is that a member exhibits a project at one county 4-H Show, the same project cannot be exhibited by another 4-H member at a different county 4-H Show.
6. If a 4-H member cannot exhibit his/her project at the 4-H Show, they should register for pre-judging. In extreme cases, another 4-H member may exhibit the project for the absent 4-H member. Include a short-written report that tells how you made the project, what you did in the project, or what you learned from doing the project.
7. To be eligible to exhibit at the State Fair, the 4-H member must be 8 years old as of **September 1, 2021**.
8. Peoria County Extension and the management of Exposition Gardens will do everything possible to ensure the safety of all 4-H members and their exhibits during the county 4-H Show.
9. Sale of 4-H projects will be allowed in accordance with 4-H Auction Guidelines (page 11).
10. Anyone having a protest/complaint **must** submit the same in writing to Extension staff or the appropriate Superintendent. There is a fee of **\$25** to file a complaint. (A complaint form is

located in the back of the show book or will be available from Extension Staff during the 4-H Show.)

11. All exhibits will remain on the grounds and in place until dismissed by the department Superintendent. Any individual picking up another 4-H member's project must have a written permission slip from that 4-H member.
12. Exhibit tags need to be **COMPLETELY FILLED OUT** and **SECURELY ATTACHED** before a project can be judged or exhibited. Tags should be placed on projects where the information can be seen from the front of the project while on exhibit.
13. **No use of any tobacco products will be allowed on the grounds.** The "No Smoking" rule in the barns must be observed.
14. No alcoholic beverages and other controlled substances will be permitted on the fairgrounds anytime by anyone. Possession and/or use of these prohibited substances will result in disqualification of all exhibitors associated with their use or possession.
15. **Sportsmanship** - All 4-H members and their families are expected to practice good sportsmanship at the 4-H show. Good sportsmanship is dependent on respect – respect for the rules of the show, for other 4-H members and their families, for superintendents, leaders, other volunteers, and Extension staff. Sportsmanship is awareness that your actions, attitudes, and behavior affect everyone, and how much they enjoy the 4-H show.

Sportsmanship expresses an attitude that having your project judged and exhibited will be enjoyed for its own sake, with proper consideration for fairness, ethics, respect, and a sense of fellowship with 4-H members competing in the same class. (*Poor sports play and live by the "win at all costs" mentality*). Being a "good sport" involves being a "good winner" as well as being a "good loser".

The following are a few examples (**but not limited to**) of good sportsmanship behavior from 4-H members and their families that is encouraged and admired:

- Acting towards others in an honest, straightforward, firm, and dignified manner even when others do not play or exhibit fairly. Treating others fairly as you would like to be treated.
- Maintaining self-control in dealing with others.
- Showing respect for authority and 4-H members you may compete against.
- Helping or showing support for an opponent and shaking hands or offering congratulations to a Class Champion.

The following are a few examples (**but not limited to**) of poor sportsmanship behavior that are unacceptable at a 4-H event and may be grounds for disqualification and/or forfeiture of premiums and awards.

- Rude conversation or inappropriate laughter directed towards youth while exhibiting.
- Blaming others and not taking responsibility for personal actions.
- Reacting immaturely or improperly, making excuses for your loss, referring to unfavorable conditions or other petty issues.
- Damaging or destroying another's 4-H exhibit or property that is not your own.

16. We rely on parents, 4-H Leaders and other adults associated with the 4-H Show to set the example by also complying with these rules. Some rules are necessary to assure a high quality 4-H Show and to provide the wholesome atmosphere on the fair grounds that every parent wants for their children.
17. Premiums will be paid for only ONE entry in a particular class. Premiums will be paid after show once funds are acquired. **IMPORTANT NOTE: "The Department of Agriculture shall use its best efforts to secure sufficient appropriations to fund premiums. In any year for which the General Assembly of the State of Illinois fails to make an appropriation sufficient to pay such premiums, premium amounts may not be accurately reflected in this Premium Book."**
18. **NOTE:** Program Participants (including minors) will be required to provide their social security number or foreign national tax ID number prior to receiving a prize, gift, or award (\$100 or more) to ensure proper IRS reporting as required by law. This sensitive information is kept confidential and handled through security protected software (PEAR). Participants will not be eligible for prize, gift, or award if social security or foreign national tax ID information is not provided.
19. Only projects with (SF-####) after the class name will have State Fair delegates and alternates chosen. Classes that do not have this after the class names do not advance to state. (Example: Animal Sciences (SF-50135A) advances to State Fair. Candy Making is not a project that advances to State Fair.)
20. If you need a reasonable accommodation to participate in the Peoria County 4-H Show, please contact Kristi Smith, 4-H Program Coordinator, at least two weeks prior to the event at University of Illinois Extension, Peoria County, (309) 685-3140.



LIVESTOCK / ANIMALS DEPARTMENT

GENERAL LIVESTOCK RULES AND REGULATIONS

All youth exhibiting livestock **MUST** sign a "Code of Practice & Behavior Statement" The Code of Practice & Behavior Statement is in the back of the show book or may be obtained from the Extension office.

The exhibitor must certify that his/her project has been cared for and maintained by himself/herself and his/her immediate family during the required tenure of ownership and this project has not been cared for by a professional fitter or maintained at a professional fitter's facilities. In case of horse and pony projects, the standard shall be no other than the project member should fit or train animals on the grounds. Physical assistance with tack, equipment, and appointments during the show by immediate family members or project leaders is acceptable.

***BEEF, SWINE, DAIRY, GOATS, SHEEP** exhibitors **MUST** have visited the Youth for the Quality Care of Animals (YQCA) website to complete online training OR take a face-to-face class before county show time. This training is done annually.

***HORSES, RABBITS, POULTRY, DOGS & CATS** exhibitors **MUST** have visited the Quality Assurance and Ethics Web Page and have a Valid Ethics Certificate before county show time. Members are only required to do this once. This does not need to be done annually.

1. In cases where a 4-H member cannot exhibit his/her animal, another 4-H member may do so in his/her place after first getting written permission from the department Superintendent.
2. All exhibits should be the work of the 4-H member. **NO** animal can be exhibited at any other county 4-H show by you or another 4-H member. The same animal cannot be shown twice. (i.e., A member exhibits an animal at the Peoria County 4-H Show, the same animal cannot be exhibited by that member or any other 4-H member at a different county 4-H show.)
3. Show management are the only individuals that may approach a judge during a show. If another individual(s) approach's a judge during the show, it may be grounds for disqualification.
4. **WEIGH IN TIMES** - Swine, Wethers, and Cattle must be in place at the designated times for weighing. See ***4-H Show Schedule*** for times.
5. **ANIMALS MUST BE IN PLACE BY:**

a) Beef	6:00 PM	August 4
b) Poultry, Rabbits	8:00 AM	August 4
c) Swine, Sheep, Goats, Dairy Cattle	6:00 PM	August 4
d) Horses (Heart of IL Arena)	8:00 AM	July 16
6. **UNLOADING OF ANIMALS** - All animals must be inspected or approved for unloading by the Health Official or appropriate committee member with presentation of required papers (see individual animal regulations). Unloading of animals on Thursday, August 4 after 9 AM must be done from the south end of the animal barns (closest to the Youth Building).
7. Exposition Gardens and Peoria County Extension do not provide any insurance or liability coverage prior to show dates August 3, 4, & 5, 2022. We will be setting up some pens and stalls Monday, August 1, 2022. The 4-H Show will begin Wednesday at 8 AM.

8. All youth exhibiting a livestock project are **required** to wear appropriate footwear in the show arena. This includes Beef, Dairy, Swine, Sheep, Goats, Rabbits, Poultry & Horse projects. (Open toed or open heeled shoes, sandals, slippers, moccasins, crocs, etc. are prohibited.) Also, appropriate show attire is recommended when exhibiting in the show arena.
9. **PROPER PAPERS** - All purebred animals except horses (see Horse Dept. rule # 1) or Dogs (see Dog Dept. Rule # 5) must be registered in the 4-H exhibitor's name (no partnership or family registrations) and the proper papers must be available for inspection by Superintendent or **authorized** personnel on the day of the show.

All livestock may be leased for the Peoria County 4-H Show. Lease forms must be on file in the Extension Office by May 1. Lease forms are available on Peoria County Extension Website. Important note: If exhibitor plans to show animal (other than horses & dogs) at State Fair, papers **must** be in exhibitor's name. They cannot be leased.
10. **HEALTH PAPERS** for beef, dairy, goats, sheep, swine, and poultry must be complete and available for inspection by the Health Official and/or department Superintendent. Poultry and rabbits will be visually inspected for evidence of disease or parasites.
11. **PROPER CARE OF ANIMALS** – 4-H members **MUST ALWAYS** have adequate feed and water for their livestock. Failure to comply may result in being banned from showing in next year's show. Also, if a Superintendent feels that a 4-H member is being abusive to the animal in the arena or show ring, they may approach the member and inform them this is unacceptable behavior. A verbal or written warning will be given and state that if it continues, they will not be able to participate in the 4-H show the next year or two (whatever is determined by the Superintendent & Extension Staff).

All exhibitors of animals at any Illinois Fair or exhibition shall comply with the provisions of the Illinois Humane Care for Animals Act. Any practice or deviation from normal humane husbandry practices, including, but not limited to artificial manipulations, physical abuse, medical treatments, or mechanical applications of any substance, other than on the prescription of a licensed veterinarian, will constitute a violation. If violations are observed by fair officials, the animal will be excused from exhibition, disqualified, and be ordered to be removed immediately from the grounds with all awards previously earned at this fair being forfeited.
12. **ONLY ONE ENTRY PER CLASS** will be permitted with the following exceptions: all swine, steer, and sheep classes, and rabbit purebred classes. **However, premiums, if they are available, will be paid for only one entry per class.**
13. **SHOWMANSHIP CLASSES** - **No advance entry is required for ANY of the showmanship classes, except HORSES.** Animals exhibited in the showmanship classes **MUST** have been previously exhibited in another class. **NO PREMIUM PAYMENT** is awarded for exhibits in showmanship or challenge classes in any species. Ribbons and awards still apply for winners. This includes HORSE ENGLISH EQUITATON AND WESTERN HORSEMANSHIP CLASSES.
14. **TO STAY OVERNIGHT** on the Fair Grounds 4-H members exhibiting livestock in the 4-H Show must provide the following information to an Extension staff person any time before 6 PM on the evening you plan to stay:
 - a) Permission slip with parent's and chaperone's signatures
 - b) Every chaperone or parent who plans to stay overnight on the fairgrounds must be 21 years old or older and have a VOLUNTEER APPLICATION FORM and CANTS check

on file at the Extension office prior to the 4-H Show. (This volunteer background screening takes two weeks; forms are available at the Extension office.)

- c) Behavior and safety guidelines including curfew and “lights out” policy will be enforced.
- 15. **LIVESTOCK RELEASE** - All livestock will be released at the conclusion of the auction. Early removal may result in forfeiture of premiums and awards. All livestock exhibitors must have a release form for every species they exhibit signed by the Superintendent of that species before removing animals from the fairgrounds. This is to ensure that stall areas are completely cleaned. All straw, manure, and other debris must be placed **IN** designated containers. Bring your own equipment for the removal of bedding and debris used for your animal. Bedding should be minimized to defray the cost of debris removal. Horses will be released following the show on Saturday, July 16. Check with your Superintendent for exact times.
- 16. **STATE FAIR ENTRIES - NO LATE ENTRIES FOR JUNIOR LIVESTOCK EXHIBITS WILL BE ACCEPTED.** Entries for Horses must be in the Extension Office by **June 1, 2022**. Livestock entries for Beef, Sheep, Swine, Dairy, Goats, Rabbits & Poultry must be in the Extension Office by **June 30, 2022**. Entry forms are available on the IL State Fair Web Site, or they can be picked up from the Extension Office.
- 17. Exposition Gardens has placed wood chips in many of the stall areas. **No straw or other bedding is to be placed on the wood chips.**
- 18. Decisions of the Judges and/or Superintendents are **FINAL**. All special requests must be presented to the Superintendent in writing before the 4-H Show (if applicable), with approval or denial of requests decided on an individual basis by the superintendent.

RIBBONS AND TROPHIES

- 1. **ALL trophy winners are responsible for sending the trophy donor a THANK-YOU note.** Address labels are on trophies or available from the Extension office.
- 2. All **non-livestock** projects judged and exhibited will receive a BLUE, RED or WHITE ribbon. Superior exhibits will be awarded a PINK ribbon. Not all exhibits will qualify for a Superior ribbon.
- 3. For every class, ONE exhibit will be chosen as a Class Champion. These exhibits will receive a PURPLE ribbon.
- 4. Trophies will be awarded to one of the Class Champions **only in those classes with trophy sponsors** (some project areas are combined). Individuals or clubs interested in sponsoring a trophy may do so by calling the Extension office before June 1, 2022.
- 5. **Livestock** ribbons and trophy awards will vary according to species and number of exhibitors. Awards may be A, B, or C rating, Class Champion, Grand Champion, and/or Reserve Class Champion.

STATE FAIR JUNIOR LIVESTOCK SHOW

- 1. To exhibit in the Illinois State Fair Junior Show, 4-H youth must be 8 years old as of September 1, 2021.
- 2. Entry DEADLINES for State Fair Junior Livestock Shows are:
 - a. Horses Wednesday, June 1, 2022
 - b. All other Livestock..... Thursday, June 30, 2022
 - c. Dogs..... Monday, August 1, 2022

- d. All entries are due in the Extension office by 4:00 p.m. the day of deadline or Friday if due on Saturday.
3. All State Fair entries **MUST** come through the Extension Office for an Extension Staff signature. You cannot send your entries directly to the State Fair entry department.
 4. All Junior Livestock exhibitors in Horses, Rabbits, Poultry, and Dogs must have taken the Quality Assurance and Ethics Training **before** July 1, 2022. Certification can only be done on the web. Web site is: <http://web.extension.illinois.edu/qaec> Members are only required to take this once.
 5. All Junior Livestock exhibitors in Beef, Sheep, Swine, Goats, and Dairy must have taken the Youth for Quality Care of Animals (YQCA) **before** July 1, 2022. Certification can be done on the web or a face-to-face class. Web site is: <http://yqca.org> Members are required to take this annually. (There is a cost for this certification.)
 6. The 22nd Annual Illinois State Fair Master Showmanship contest will take place at the Illinois State Fair on Friday, August 12 at 7 p.m. OR 30 minutes following the conclusion of the Supreme Heifer Show.



AUCTION GUIDELINES

INTENT TO PARTICIPATE forms, available from the Extension office or in the back of the Show Book, must be in the Peoria County Extension Office by July 1, 2022. Failure to have a completed form on file prohibits participation in the 2022 Auction. NO Auction entries can be added to the sale list on the day of the Auction. Youth must confirm their entries on the day of the sale with an Auction Committee member or Extension staff. Withdrawals will be allowed. Decisions of the Auction Committee are FINAL.

The auction entry must be an enrolled 4-H project in the current 4-H year and must be judged in the current year 4-H Show. **Youth are required to recruit 2 bidders for the auction. Auction Forms will not be accepted without potential buyer information. All terms of sale must be completed by September 15.**

MARKET LIVESTOCK ENTRY GUIDELINES

- The 4-H member reserves the right to continue to exhibit the animal through the State Fair. However, the 4-H member is responsible for the health and security of the animal. Death loss of the animal is the 4-H member's loss. Money will be held in escrow until after the State Fair. **Also, if exhibitor continues to show animal (i.e., State Fair) all terms of sale must be completed by September 15.**
- If the 4-H member sells the animal as Grand Champion at the State Fair, the buyer will be fully reimbursed.
- A minimum of 1% with no more than a maximum of 3% "fee" will be deducted from the total sale of the animal to cover Auction expenses.
- Buyers' checks will be made payable to the Peoria County 4-H Auction Committee, then processed to the 4-H member after transaction requirements is complete. The 4-H member will not receive payment until a later date.
- The seller will provide transportation suitable to the buyer within a reasonable distance. However, the 4-H member is responsible for the care of the animal until arrangements can be made with a locker for processing within one week of the auction.
- The buyer assumes responsibility and loss of animal upon possession of the animal.
- The animal will be weighed and sold by the pound on the day of the auction.
- Minimum weight guideline: Sheep 100 - lbs., Swine 215 - lbs., Beef 950 - lbs. and above.
- It is the responsibility of the 4-H member (seller) to bring the animal up to market weight for the buyer (if the buyer should request it) as follows: Sheep 110 lbs.; Swine 240 lbs.; Beef 1100 lbs.
- Youth participating in the auction are required to help with the set up and clean up for the auction. A release form must be signed for verification of helping. **If youth do not help, an additional 15% fee could be deducted from their auction earnings, and he/she may not be able to participate in the 2023 4-H Auction.**

NEW PREMIUM OPTION FOR MARKET ANIMALS

- 1) Buyer pays full price and buyer has the option of taking the animal to market or whatever else they may want to do with it or 2) The buyer can pay only the premium and youth will take the animal home or whatever else they may want to do with it.

NON-MARKET ANIMALS

- The buyer has an option to keep the animal. Not all buyers give the animal back to the youth.

ALL OTHER PROJECT ENTRY GUIDELINES

- The 4-H member reserves the right to continue to exhibit all projects at the State Fair. However, the 4-H member is responsible for ensuring the price paid at the auction. The 4-H member is responsible for contacting the buyer to retrieve the project as soon as State Fair exhibiting is completed.
- A minimum of 1% with no more than a maximum of 3% “fee” will be deducted from the total sale of the project sold to cover Auction expenses.
- Buyers’ checks will be made payable to Peoria County 4-H Auction Committee, then processed to the 4-H member after transaction requirements are complete.
- A minimum price may be set to assist the auctioneer.

It is the 4-H member’s responsibility to send a THANK YOU note to the buyer.



BEEF SHOW

Superintendent Steve Kellstadt
Phone 231-0279

BEEF SHOW will be held on Friday, Aug 5 at 10:00 a.m. or immediately following the Swine Show in the Sheep Barn arena.

HEALTH REQUIREMENTS

New for 2022: Health Requirements will be emailed to exhibitors before the show. For the 4-H Fair, you can find the requirements here:

<https://www2.illinois.gov/sites/agr/Animals/AnimalHealth/Documents/2022%20County%20Fair%20Exhibition%20Health%20Requirements.pdf>

Health requirements for the State Fair can be found here:

<https://www2.illinois.gov/sites/agr/Animals/AnimalHealth/Documents/2022%20Illinois%20State%20Fair%20Health%20Requirements.pdf>

BEEF SHOW RULES

Enrollment and Ownership Deadlines:

- ❖ 4-H members must be enrolled in the Beef Project by January 1, 2022.
- ❖ Ownership of "Performance Cows" is January 1, 2022.
- ❖ Ownership of Steers is February 1, 2022.
- ❖ Ownership of Breeding Beef Females is June 1, 2022.
- ❖ All animals must be registered in the 4-H member's name OR have Livestock Lease Form on file in the Extension Office.
- ❖ A Quality Assurance & Animal Ethics certificate is required.
- ❖ YQCA is required to show Beef Cattle of any kind.
- ❖ Any cattle with horns **must** be either polled or dehorned.

All youth exhibiting livestock must sign a "Code of Practice & Behavior Statement" The Code of Practice & Behavior Statement is located in the back of the show book or may be obtained from the Extension office.

Weigh-In and Rate of Gain

1. All animals must go through the chute to the "Scales" on Thursday, August 4 from 5-6 p.m. Health and registration papers will be checked at this time. The "Scales" will close at 6 p.m. All Rate of Gain papers will be turned in at the time your steer is weighed in or prior to 6:30 p.m.
2. The Beef Committee reserves the right to establish classes. There must be at least three animals of any breed in each sex to have a show. Breeds with less than three animals of each sex will be shown in a mixed-breed class.

BEEF CLASSES: (Angus, Hereford, Shorthorn, Simmental, Crossbred)

Junior Heifer Calf	Born Jan. 1, 2022, or later (7 mo. or younger)
Senior Heifer Calf	Born Sept. 1 - Dec. 31, 2021 (7-11 mo.)
Late Summer Yearling Heifer	Born July 10 - Aug. 31, 2021 (11-13 mo.)
Early Summer Yearling Heifer	Born May 1 - June 30, 2021 (13-15 mo.)
Late Jr. Yearling Heifer	Born Mar. 1 - April 30, 2021 (15-17 mo.)
Early Jr. Yearling Heifer	Born Jan. 1 - Feb. 28, 2021 (17-19 mo.)
Senior Yearling Heifer	Born Sept. 1 - Dec. 31, 2020 (20 mo. or older)

First Yr. Heifer & Calf	For any first-year heifer and calf born before June 1 of this year. Both dam and calf must be exhibited at halter.
Aged Cow & Calf	For cows and calves born before June 1 of this year. Both animals must be exhibited at halter.
Bucket Calf	For calves born between March 2 - May 1, 2022. Exhibitor must be 8-12 years old. Calf must be owned by May 1, 2022. Calf will be judged on health and appearance. Judge will ask questions about calf's care and condition. Must be shown on halter in show ring.

STEER SHOW

1. Steers must have been calved on or after January 1, 2022. Regardless of age, a steer must have no permanent teeth showing; only milk teeth will be allowed.
2. All steer classes will be divided by weight.
3. The 4-H member must own all steers by February 1, 2022. Steers to be shown at State Fair must be weighed and tattooed in January/February to be eligible for the State Fair Premiere and premiums.

STEER CLASSES: (Angus, Hereford, Shorthorn, Simmental, Crossbred)

Rate of Gain Class

Members may nominate as many animals as they wish but will receive only one premium. Weighing and tattooing took place on February 5, 2022. The class will be judged on rate of gain. The class will be paraded at halter and the production records must be presented at the time of weigh-in Thursday, August 4 evening at the 4-H Show and turned in prior to 6:30 p.m. Steers will also be eligible for the Illinois State Fair Premiere, if entry forms are in the Extension Office no later than July 1, 2022.

SHOWMANSHIP

Novice	This is for first year members.
Junior	4-H members 8-13 years
Senior	4-H members 14-18 years
Challenge Class	To consist of this years' trophy winners and any Junior, Senior, or Challenge Division trophy winners of past years.

ANIMAL SCIENCE CLASS

- **Beef Animal Science Class** – No animal is shown. This project is included in the non-livestock judging schedule and is shown in the SCIENCE PROJECTS show and judging area. See specific directions in the SCIENCE PROJECTS section of the show book. (Page 37)
- **Animal Science 1 (SF 50135A)** – for members who are just starting in this project area
- **Animal Science 2 (SF 50135B)** – for more experienced members



DAIRY SHOW

Superintendent Fred Rosenbohm
Phone 697-4041

DAIRY SHOW will be held on Friday, August 5 at 1:30 p.m. or immediately following the Master Showmanship Class in the cattle showing area.

HEALTH REQUIREMENTS

New for 2022: Health Requirements will be emailed to exhibitors before the show. For the 4-H Fair, you can find the requirements here:

<https://www2.illinois.gov/sites/agr/Animals/AnimalHealth/Documents/2022%20County%20Fair%20Exhibition%20Health%20Requirements.pdf>

Health requirements for the State Fair can be found here:

<https://www2.illinois.gov/sites/agr/Animals/AnimalHealth/Documents/2022%20Illinois%20State%20Fair%20Health%20Requirements.pdf>

DAIRY SHOW RULES

Production records must be available.

All youth exhibiting livestock **must** sign a "Code of Practice & Behavior Statement" The Code of Practice & Behavior Statement is located in the back of the show book or may be obtained from the Extension office.

DAIRY CLASSES:

(Holstein, Brown Swiss, Jersey, Milking Shorthorn, Crossbred or All Other Breeds)


Spring Heifer Calf	Born on or after March 1, 2022
Winter Heifer Calf	Born Dec. 1, 2021 - Feb. 28, 2022
Fall Heifer Calf	Born Sept. 1, 2021 - Nov. 30, 2021
Summer Yearling Heifer	Born June 1, 2021 - Aug. 31, 2021
Spring Yearling Heifer	Born March 1, 2021 - May 31, 2021
Winter Yearling Heifer	Born Dec. 1, 2020 - Feb. 28, 2021
Fall Yearling Heifer	Born Sept. 1, 2020 - Nov. 30, 2020
Two-Year Old Cow	Born Sept 1, 2019 - Aug. 31, 2021
3 & 4 Year Old Cow	Born Sept. 1, 2018 - Aug. 31, 2019
Aged Cow	Born before Sept. 1, 2018
Best Uddered Female	May have two entries in this class.
Dam and Daughter	Both animals must be owned by the 4-H member
Best Three Females	Animals must be owned by the 4-H member
Produce of Dam	Two offspring from the same Dam. Animals must be owned by the 4-H member
Dry Cow	

SHOWMANSHIP

Junior	4-H members 8-13 years
Senior	4-H members 14-18 years
Challenge Class	To consist of this years' trophy winners and any Junior, Senior, or Challenge Division trophy winners of past years.

ANIMAL SCIENCE CLASS

- **Dairy Animal Science Class** - No animal is shown. This project is included in the non-livestock judging schedule and is shown in the SCIENCE PROJECTS show and judging area. See specific directions in the SCIENCE PROJECTS section of the show book. (Page 37)
- **Animal Science 1 (SF 50135A)** – for members who are just starting in this project area
- **Animal Science 2 (SF 50135B)** – for more experienced members



GOAT SHOW

Superintendent Dan & Deb Keyt
Phone 635-1384

GOAT SHOW will be held on Friday, Aug 4 after the Sheep Show in the Hobbies Exhibit Barn.

HEALTH REQUIREMENTS

New for 2022: Health Requirements will be emailed to exhibitors before the show. For the 4-H Fair, you can find the requirements here:

<https://www2.illinois.gov/sites/agr/Animals/AnimalHealth/Documents/2022%20County%20Fair%20Exhibition%20Health%20Requirements.pdf>

Health requirements for the State Fair can be found here:

<https://www2.illinois.gov/sites/agr/Animals/AnimalHealth/Documents/2022%20Illinois%20State%20Fair%20Health%20Requirements.pdf>

All youth exhibiting livestock **must** sign a “Code of Practice & Behavior Statement” The Code of Practice & Behavior Statement is located in the back of the show book or may be obtained from the Extension office.

DAIRY CLASSES

<u>Doe</u>	<u>Buck</u>	<u>Wether</u>
Up to 6 mos.	Up to 6 mos.	Up to 6 mos.
6 mos. – 12 mos.		6 mos. – 12 mos.
Yearling Dry Doe 12 mos. – 24 mos.		12 mos. – 24 mos.
Yearling Doe 12 mos. – 24 mos.		Over 24 mos.
Dry Doe over 24 mos.		
Senior Doe over 24 mos.		

PYGMY AND MEAT CLASSES


<u>Doe</u>	<u>Buck</u>	<u>Wether</u>
Up to 6 mos.	Up to 6 mos.	Up to 6 mos.
6 mos. – 12 mos.		6 mos. – 12 mos.
12 mos. – 24 mos.		12 mos. – 24 mos.
Over 24 mos.		Over 24 mos.

SHOWMANSHIP

Junior	4-H members 8-13 years
Senior	4-H members 14-18 years
Challenge Class	To consist of this years’ trophy winners and any Junior, Senior, or Challenge Division trophy winners of past years.

ANIMAL SCIENCE CLASS

- Goat Animal Science Class - No animal is shown. This project is included in the non-livestock judging schedule and is shown in the SCIENCE PROJECTS show and judging area. See specific directions in the SCIENCE PROJECTS section of the show book. (Page 37)
- Animal Science 1 (SF 50135A) – for members who are just starting in this project area
- Animal Science 2 (SF 50135B) – for more experienced members



CAT SHOW

Superintendent..... Jessica Westerman

Phone.....550-8747

CAT SHOW will be held on Wednesday, August 3 at 1:30 p.m. in Youth Building.

HEALTH REQUIREMENTS

New for 2022: Health Requirements will be emailed to exhibitors before the show. For the 4-H Fair, you can find the requirements here:

<https://www2.illinois.gov/sites/agr/Animals/AnimalHealth/Documents/2022%20County%20Fair%20Exhibition%20Health%20Requirements.pdf>

Health requirements for the State Fair can be found here:

<https://www2.illinois.gov/sites/agr/Animals/AnimalHealth/Documents/2022%20Illinois%20State%20Fair%20Health%20Requirements.pdf>

CAT SHOW RULES:

1. 4-H Cat Show exhibitors must have owned the cat before May 15 of current year. Cats may be purebred or household cats.
2. Only members may show cats at the judging table. A 4-H cat entered but not presented or available will not be judged.
3. All cats must be taken to and from the show in secure carriers. A leash and collar or harness must be used. All exhibitors are expected to stay in the area with their cats during judging. Cats will be removed from their cages during judging. The member will stay and watch his or her cat being judged, then return the cat to its cage.
4. If the 4-H cat is not on the judging table at the time the class is judged, it will not be judged.
5. All cats show must be 4 months or older to be eligible to show.
6. Cat vaccination form can be found on the county website under Peoria County 4-H, Peoria County 4-H Show or at this link: <https://web.extension.illinois.edu/fmpt/downloads/78801.pdf>
7. An overall Best in Show Cat will be selected.

CLASSES


General Cat Classes

Cat classes will be judging the cat, not the participant.

- ❖ Household Shorthair
- ❖ Purebred Shorthair
- ❖ Household Longhair
- ❖ Purebred Longhair

Cats are classified as follows:

- *Household* – Cats that are not registered as a recognized breed.
- *Purebred* – Cats of a recognized breed, kept pure for many generations. If the cat is registered, it must have a current registration number from one of the national cat registries (in the member's name).
- *Long Haired* – Cats whose coat has long top hairs, with a thick woolly undercoat. The length of hair on a cat's tail is often used as a determining factor. Long Hair length is normally 1 ½" in length.
- *Short Haired* – Cats whose coat has only short hairs and a smooth, textured coat. Cat tail hair is usually less than 1 ½" in length.



Showmanship

The purpose of this 4-H activity is to help 4-H members learn and become more aware of cat fanciers' knowledge, show techniques and related cat management. Judges will be speaking with the member about their knowledge of the following.

- Overall good health & grooming of the cat.
- Exhibitor's ability to handle and show their cat.
- Cat's presence with the judge.
- Knowledge of responsible ownership-including responsible care, training, and feeding of cat.
- Basic knowledge of cat behavior or breed characteristics.

Carrier Decoration

Item will be judged on safety, originality, neatness, creativity and theme.

- Safety for your cat must be #1 consideration, when decorating your cage.
- The cage must be covered on 2 sides, back and top with material that gives privacy and helps stop airborne diseases. Back corners must be able to be opened to allow ventilation on hot days.
- A proper litter pan must be in cage.
- Use separate non-breakable water and food dishes.
- Decorations above cage, if any, must be lightweight and not fragile.
- Include a written description of materials and techniques used.
- Items used for cage decorations cannot be entered in any other class.
- Each 4-H member must have a different theme every year.
- Cage Sizes: No smaller than 20"H x 24"W x 21"D and no larger than 24"H x 48"W x 24"D.

Costume Contest


Will your cat let you dress him/her up? Then show off your cat's cutest outfit.

Talented Trick Competition

Does your cat play fetch, sing, play the piano, ride a skateboard, walk on 2 legs, open doors, or any other neat trick? Show off your cat's amazing skills with a demonstration. You can bring a video on your phone or laptop of your cat performing their trick or skill at home, just in case your kitty gets stage fright! (Equipment to show video will not be provided.)

ANIMAL SCIENCE CLASS

- **Cat Animal Science Class** - No animal is shown. This project is included in the non-livestock judging schedule and is shown in the SCIENCE PROJECTS show and judging area. See specific directions in the SCIENCE PROJECTS section of the show book. (Page 37)
- **Animal Science 1 (SF 50135A)** – for members who are just starting in this project area
- **Animal Science 2 (SF 50135B)** – for more experienced members



DOG SHOW

Superintendent..... Rebecca Cox
Phone..... 251-4656

(Illinois State 4-H Dog Show will be August 27, 2022. This year's show will be held
at Granny Rose K-9 Enrichment Center in Dixon, IL)

DOG SHOW will be held Thursday, Aug 4 at 1:00 p.m.

HEALTH REQUIREMENTS

New for 2022: Health Requirements will be emailed to exhibitors before the show. For the 4-H Fair, you can find the requirements here:

<https://www2.illinois.gov/sites/agr/Animals/AnimalHealth/Documents/2022%20County%20Fair%20Exhibition%20Health%20Requirements.pdf>

Health requirements for the State Fair can be found here:

<https://www2.illinois.gov/sites/agr/Animals/AnimalHealth/Documents/2022%20Illinois%20State%20Fair%20Health%20Requirements.pdf>

DOG SHOW RULES:

1. Dogs do not have to be AKC registered to compete.
2. All dogs in competition must be at least 6 months old.
3. All exhibitors are required to compete in the dog care and grooming class. All exhibitors wishing to enter the obedience and showmanship classes may do so. However, they will need instruction (classes) for obedience and showmanship by an experienced handler.
4. As a matter of safety, the judge and/or superintendent may remove from competition any dog whose handler does not control his personal conduct or the conduct of the dog or any dog that may appear ill.
5. A dog being shown in the dog obedience project must be trained by and belong to the exhibitor, to a member of his/her immediate family, or leased for the length of the project with a signed statement. (Forms available at the Extension Office.) **The ownership or lease agreement must be in effect by June 1 of the year in which the dog is being exhibited.**
6. In order to compete in the Rally division, the dog must have competed in Beginner Novice I or II in a previous year.
7. To be eligible for Illinois State 4-H Dog Show competition, exhibitors must be 8 years old by September 1, 2021. Exhibitors must bring a score sheet signed and dated by the Judge of the County 4-H Show, or an AKC Obedience Trial. A dog must have a final score of at least 170 points for all classes. (See State Fair Junior Dept. Rules Dog Show division for any other info.)
8. In case of a duplicate score, a runoff will be held. Exhibitors shall be limited to one entry per class. The same dog cannot be exhibited in more than one obedience class.
9. All dogs must be brought to the show on a 6-foot leather, nylon or canvas leash and a regulation slip chain or nylon training collar for obedience. A show lead is required for showmanship.
10. A score of 170 is required to go to State Competition for all classes. Anyone who does not qualify for State may compete at the same level the following year.
11. Only the handlers who have won the Jr. and Sr. Grand Championship in Showmanship at their 4-H Dog Show may represent the county. No substitutions are allowed! If the Grand Champion is unable to attend the county will be un-represented. **Handlers must be 4-H members enrolled in the county in which they win.** A verification form of county representation is to be sent with exhibitor's entry form. A dog may compete in only one showmanship class.

12. A handler may show more than one dog. The same 4-H member may handle no more than one dog in each class.
13. Obedience dogs passed from child to child must compete at the level appropriate for the dog. (A dog cannot be used by two family members in the same 4-H year.)
14. Any obedience dog that receives a score that would qualify for state must move up to the next class the following year. This does not depend on whether you attended the state fair.

GROOMING & SHOWMANSHIP CLASSES

Dog Care & Grooming

Judging based on the overall condition of the dog and knowledge of grooming and terms

SHOWMANSHIP

Judging will be based upon the handler's ability to present the dog to its best advantage. The dog must be trimmed and tidy. The handler must show knowledge of ring procedure and handling. Jr. and Sr. Showmanship classes must also know terms and structure.

Junior	4-H members 8 - 13 years as of September 1, 2021.
Senior	4-H members 14 - 18 years as of September 1, 2021.

There will be no CHALLENGE CLASS for dogs because nominations for State Fair entries are limited to one Junior Class Champion and one Senior Class Champion, which are chosen from the Showmanship Classes.

OBEDIENCE CLASSES

Current AKC obedience rules will apply.

Beginner Novice I - For inexperienced handlers and inexperienced dogs.

1. Heel on Leash (forward, halt, right turn, left turn, about turn, slow, normal and fast.) The last order signifies that the handler and dog must break pace. The order may be given in any sequence and may be repeated if necessary.
2. Figure Eight (on leash)
3. Sit for Examination (on leash)
4. Sit Stay (walk around ring)
5. Recall (off leash front/no finish)

Beginner Novice II - For experienced handlers/inexperienced dogs or experienced dogs/inexperienced handlers.

Same commands as for Beginner Novice I above.

Preferred-Novice

1. Heel on leash and figure 8.
2. Stand for Examination (off leash)
3. Heel Free (off leash)
4. Recall (off leash with finish)
5. Sit or Down Stay-Walk around the Ring
6. Sit Stay-Get Your Leash (off leash)

Novice

1. Heel on leash and figure 8. (on leash)
2. Stand for Examination (off leash)
3. Heel Free (off leash)
4. Recall (off leash)
5. Sit Stay – Get your leash (off leash)
6. Group Exercise - Sit & Down Stay (on Leash)

Graduate Novice

1. Heel Free and Figure eight (off leash)
2. Drop on Recall
3. Dumbbell Recall
4. Dumbbell Recall over High Jump
5. Recall over Broad Jump
6. Stay-Get your leash (Sit, Down)

Preferred-Open

1. Heel Free and figure eight
2. Command Discrimination (Stand, Down, Sit)
3. Drop on Recall
4. Retrieve on Flat
5. Retrieve over High Jump
6. Broad Jump
7. Stay-Get your leash (Sit, Down)

Open

1. Heel Free and Figure 8
2. Command Discrimination (Stand, Down, Sit)

3. Drop on Recall
4. Retrieve on Flat.
5. Retrieve over High Jump
6. Broad Jump
7. Stay-Get your leash (Sit, Down)

Graduate Open

1. Signal Exercise
2. Scent Discrimination
3. Go Out
4. Directed Jumping
5. Moving Stand and Examination
6. Directed Retrieve

Preferred Utility

Dog Obedience

- Beginner Novice I Class (For inexperienced handlers and inexperienced dogs)
- Beginner Novice II Class (For experienced handlers and inexperienced dogs OR experienced dogs and inexperienced handlers)
- Preferred Novice Class

1. Signal Exercise
2. Scent Discrimination Article #1
3. Scent Discrimination Article #2
4. Directed Retrieve
5. Moving, Stand and Examination
6. Directed Jumping

Utility

1. Signal Exercise
2. Scent Discrimination Article #1
3. Scent Discrimination Article #2
4. Directed Retrieve
5. Moving, Stand and Examination
6. Directed Jumping

- Novice Class
- Graduate Novice Class
- Preferred Open Class
- Open Class
- Graduate Open Class
- Preferred Utility Class
- Utility Class

Dog Showmanship

Junior	4-H members 8 - 13 years as of September 1, 2021.
Senior	4-H members 14 - 18 years as of September 1, 2021.

Rally Obedience

- Rally Novice Class
- Rally Intermediate Class
- Rally Advanced Class
- Rally Excellent Class s


RALLY OBEDIENCE CLASSES

Dog/Handler must score at least 70 points out of 100 to compete at the state level. Unless otherwise noted, handler may speak to the dog, pat their leg, or clap their hands to encourage.

- **Rally Novice** - 10-15 signs are used (not including start and finish). Three to seven of the signs must be "stationary" signs. Performed on leash.
- **Rally Intermediate** – A total of 12-17 signs are used (not including start and finish). Three to seven of the signs must be "stationary" signs. At least three "advanced" signs. Performed on leash.
- **Rally Advanced** – A total of 12-17 signs are used (not including start and finish). Three to seven of the signs must be "stationary" signs. At least three "advanced" signs. Dog must jump once. Performed **off leash**.
- **Rally Excellent** – A total of 15-20 signs are used (not including start, finish, or call marker). Dog must jump twice. Two or more of the signs must be "advanced" signs. Three or more of the signs must be "excellent" signs. Must include a "Sit Stay" sign. Performed **off leash** Cannot pat leg or clap hands for encouragement.

ANIMAL SCIENCE CLASS

- **Dog Animal Science Class** - No animal is shown. This project is included in the non-livestock judging schedule and is shown in the SCIENCE PROJECTS show and judging area. See specific directions in the SCIENCE PROJECTS section of the show book. (Page 37)
- **Animal Science 1 (SF 50135A)** – for members who are just starting in this project area
- **Animal Science 2 (SF 50135B)** – for more experienced members




HORSE SHOW

SuperintendentMartha Eberley
Phone.....369-7224

**HORSE SHOW will be held Saturday, July 16 at 9:00 a.m. at the Heart of Illinois Arena, Peoria.
(Illinois State Fair Junior Horse Show will be July 24 – July 30, 2022.)**

Guidelines for the Heart of Illinois Arena

1. Wash rack available for animals.
2. Showers for campers, exhibitors, etc. are available to use.
3. They DO NOT ALLOW water hook-ups for any vehicle that has indoor running water. It is the responsibility of the owner of such vehicles to fill their water storage tanks before arriving at the HOI Arena grounds; also, it is not allowed to dispose of waste from said vehicles on HOI grounds. The HOI arena management staff will disconnect water hose hooked up to a water faucet.
4. Youth may come in early on Friday, July 15 (any time after 12 noon). Camper hookups are available for \$15/day.
5. Electrical Hook-up Information:
 - a. Each person plugging into these connections must pay for these hookups. The Peoria County Extension Office is not responsible for these fees.
 - b. The rates for the electrical hookups are as follows: Horse Trailer, RV, Winnebago's, and Campers-\$15 per day, for each day plugged in (not a 24-hour period, each day of the week is considered a new day for hook-up charges. It does not matter if it is for 1 or 24 hours.)
 - c. HOI Arena management staff will collect these fees before plugging in and issue an electrical permit that must be displayed in plain view.
 - d. Priority will be given to the horse trailers that belong to the exhibitors showing.
6. The arena has its own food stand, and it will be open on Saturday, July 16, the day of the show.
7. Some seating is available but may want to bring own lawn chairs.
8. **NO DOGS** allowed on grounds.



4-H Exhibitor Fees

1. **The Peoria County Extension Office is NOT responsible for these fees.**
2. You need to let the Extension Office staff know if you will require stalls and how many. We need to inform the owners one week prior to event on how many stalls will be needed.
3. **\$25.00 stall fee per day** (160 stalls available-already set up and usable. This fee is for all stalls used, for horses or tack stalls.) NO STRAW is allowed in the stalls.
4. **\$15.00 ground fee per horse per day** for un-stalled horses on the grounds (if tied to a trailer and not using a stall). Exhibitors with un-stalled horses on the grounds showing from trailers are expected to clean the grounds around their trailer before leaving.
5. Early arrivals & late departures – There will be a \$5.00 ground fee per horse per day that arrives the day before the event starts. Any horse on the grounds 8 hours after the event ends will be subject to the late departure fee of \$5.00 per horse per day.
6. Bag stall bedding is available on the grounds at the current going rate. Prices will be posted day of show. Contact HOI Arena staff for purchase and delivery. Paid for upon delivery. Check with HOI

Arena for current price or youth may bring their own stall bedding – NO STRAW ALLOWED!! The Peoria County Extension office is not responsible for these fees.

7. Each stall is allowed only ONE fan: The State Fire Marshall considers additional fans or lights and excessive extension cords running at random a fire hazard. (The HOI Arena management and staff will disconnect additional fans, etc.)

HEALTH REQUIREMENTS

New for 2022: Health Requirements will be emailed to exhibitors before the show. For the 4-H Fair, you can find the requirements here:

<https://www2.illinois.gov/sites/agr/Animals/AnimalHealth/Documents/2022%20County%20Fair%20Exhibition%20Health%20Requirements.pdf>

Health requirements for the State Fair can be found here:

<https://www2.illinois.gov/sites/agr/Animals/AnimalHealth/Documents/2022%20Illinois%20State%20Fair%20Health%20Requirements.pdf>

Refer to “Guidelines for Junior Horse Shows” for complete horse show regulations.

Refer to “General Livestock Rules” in the show book for additional rules.

DATES & ENTRY DEADLINES

1. Exhibitors must place on file at the Extension Office, copies of ownership and/or lease papers for all animals the member plans to exhibit at the Peoria County 4-H Show and the State Fair Junior Horse Show. In addition, two sets of photos (one set consists of one photo of each side of the animal) must be placed on file to show proof of identification of the specific animals. This is mandatory for all animals, registered and grade. Papers and pictures are due in the Extension Office by **May 1, 2022**. Proof of Coggins test is due by the day of the show. Violation of the ownership/leasing rules will not be allowed. Violations may result in disqualification from current and/or future shows and forfeiture of all premiums and awards. Please contact the Extension Office with any questions.
2. A signed Agreement Statement (located at the back of the show book and on county website) is due in the Extension Office with 4-H Show entries by **July 1, 2022**. Quality Assurance & Ethics Certification must be done by **July 1, 2022**, if have not done one in the past.
3. Entries for the Peoria County 4-H Horse Show are due to the Extension Office by **July 1, 2022**. **Age of exhibitor for class divisions is as of September 1, 2021.**
4. Entries for the State Fair Junior Horse Show must be submitted to the Peoria County Extension Office no later than 4 p.m. on **June 1, 2022**. An Extension staff person must sign all State Fair entries.
5. All entries must be on the show grounds by 8 AM Saturday, July 16 and will be released on Saturday, July 16 no earlier than the end of the horse show unless otherwise approved by the Superintendents.
6. **LIVESTOCK RELEASE** – Livestock will not be released unless a signed livestock release form is presented to the Superintendents to ensure that stalls have been cleaned. All bedding, manure and other debris must be placed in designated area. Exhibitors are responsible for bringing their own equipment to clean stalls.

HORSE SHOW RULES & REGULATIONS

1. All exhibitors participating at the horse show have the responsibility of being familiar with the rules that apply in each class. The Peoria County 4-H Show is not a member of the US Equestrian Federation or the American Quarter Horse Association. The Peoria County 4-H Show uses the mentioned organizations rulebooks as guidelines for this show. The Peoria County 4-H Horse Superintendents and /or Extension Staffs’ 2010 Addendum supersedes all other rules in case of a conflict. This Addendum will be posted at

the show and/or made available to all exhibitors. Violation of rules may result in disqualification of the entry. The decisions of the Superintendents and Judge regarding ANY matters at the show **ARE FINAL**.

2. Only horses entered in the 4-H show will be allowed on the grounds.
3. Unsportsmanlike or discourteous conduct by an exhibitor or his/her family members or friends, may be grounds for disqualification by the Superintendents and/or Extension Staff.
4. PROPER CARE OF ANIMALS – 4-H members MUST ALWAYS have adequate feed and water for their livestock. Failure to comply may result in being banned from showing in next year's show. Also, if a Superintendent feels that a 4-H'er is being abusive to the animal in the arena or show ring, they may approach the member and inform them this is unacceptable behavior. A verbal or written warning will be given and state that if it continues, they will not be able to participate in the 4-H show the next year or two (whatever is determined by the Superintendent & Extension Staff). All exhibitors of animals at any Illinois Fair or exhibition shall comply with the provisions of the Illinois Humane Care for Animals Act. Any practice or deviation from normal humane husbandry practices, including, but not limited to artificial manipulations, physical abuse, medical treatments, or mechanical applications of any substance, other than on the prescription of a licensed veterinarian, will constitute a violation. If violations are observed by fair officials, the animal will be excused from exhibition, disqualified, and be ordered to be removed immediately from the grounds with all awards previously earned at this fair being forfeited.
5. No judge may be approached by an exhibitor, parent/guardian, exhibitors' friends, or 4-H leader without first obtaining permission from the Superintendents. Violation of this rule may result in disqualification from the show.
6. All exhibitors must be checked in at the designated table near the announcers stand prior to the start of the show.
7. Classes cannot be added the day of the show however classes can be dropped the day of the show. If a youth is entered in the wrong class, the show recorder will make the appropriate class change the day of the show.
8. **ENTRIES:**
 - a. Each exhibitor is allowed to show two animals (horse and /or pony). Exception – Additional animals (horse and /or pony) may be shown if exhibiting in the Mare & Foal Halter or Production Halter classes.
 - b. The exhibitor is limited to a total of (10) ten classes. (Showmanship, Challenge, English Equitation, and Western Horsemanship classes do not count towards the ten-class limit).
 - c. Exhibitors showing more than one horse should designate on the entry form which horse is to be shown in each class.
 - d. In the event during the show a change of horse is necessary, prior approval must be obtained from the Superintendent before entering the ring.
 - e. Animals need not be registered to exhibit.
 - f. **NO Stallion or stud colt** is allowed on the show grounds during the Peoria County 4-H show, except weanling colts born on or after January 1, 2022.
 - g. No animal may be shown by more than one exhibitor and no exhibitor may enter more than one animal in any class. (Exception: Horse Specialty Project)
 - h. Each exhibitor must show his/her animal in the ring without the assistance of another person. (Exception – Mare & Foal Class)
 - i. For the costume class, more than one 4-H member may be part of the entry, however only the exhibitor should enter the class. A leader and/or side walker is permitted for safety reasons in the COSTUME CLASS and riders with disabilities classes. At any time only 4-H members over 8 years of age or parents or leaders will be allowed in the show ring.
9. **PONIES:** All ponies will be measured or must show a 4-H Pony Card. 4-H Pony cards will be accepted only on ponies 5 years of age or older. If an exhibitor is showing a pony for which a valid 4-H Pony Height Card has already been obtained in the past, the exhibitor must present this card to the Superintendent at the

time of checking in before numbers/packets can be obtained. Ponies will be measured at 8:45 am in the warm-up area prior to the start of the show.

10. Only 4-H members may ride while on the show grounds, no adults.
11. **NO coaching or assistance from outside the show ring may be given by anyone while the 4-H member is showing.**
12. Animals may only be ridden in the show arena and designated warm up areas. ANIMALS MUST BE HAND LED IN THE STALL AREAS OF THE BARN. (Weather permitting the show will be in the outdoor arena and warm-up in the indoor arena. In the event of rain, the show will be held in the indoor arena and warm-up in the outdoor arena). The gravel drive between the barn and outdoor arena is a staging area only- it is not to be used for warm-up.
13. ONLY EXHIBITORS will be permitted to work horses on the grounds at any time.
14. NO riding double is allowed!
15. An appropriate ASTM/SEI approved safety helmet with chin strap buckled and fastened will be required by all riders whenever mounted on a horse or pony. This is MANDATORY! This is also for all classes including Hunter Hack, English & Western, Costume, Walk/Trot, Speed Events, and Trail classes and when practicing. **NO EXCEPTIONS!** Exhibitors are also required to wear a shoe or boot with a heel and must ride with a saddle and bridle. Bareback riding will not be allowed on the show grounds at any time.
16. All patterns, rule additions and other announcements from the Superintendents and/or Extension Staff will be posted near the Announcers Stand. These items will be posted once, and copies will be available at the check in table near the announcers stand.
17. If a horse or pony is out of control and becomes a safety threat to the exhibitor or other participants in the arena, the Judge or Superintendents can ask the youth to leave the arena before judging is completed.
18. Due to weather and/or low number in classes, the schedule is subject to change.
19. It is the exhibitors' responsibility to pay attention and be ready for their classes. There will only be three calls for a class and then the class will proceed. If a tack change is required, please notify the show recorder or Superintendents ahead of time and they will hold up the class.
20. **The Superintendent may combine, or split classes based on number of entries on the day of show with no prior announcements.**
21. Exhibitor number must be worn on the exhibitors back for all classes.
22. Proper attire and safe, clean equipment are required. Silver accessories are optional and will not be given preference over good working equipment. See "Guidelines for Junior Horse Shows" for complete class rules. It is the responsibility of the exhibitor to know the rules for any class in which they show. (A copy of the "Guidelines for Junior Horse Shows" may be obtained at the Extension office).
23. **Walk/Trot** exhibitors are not eligible to show in classes requiring a canter or lope. Walk/Trot exhibitors must not have shown previously in any class at any show requiring a canter or a lope, including open speed classes.
24. All exhibitors must demonstrate their ability to handle their horse/pony on the ground in either a halter or showmanship class before being eligible to exhibit in a riding class. If an exhibitor is showing more than one horse /pony they must both be shown in a halter or showmanship class. (Showmanship and Challenge classes do not count towards the ten-class limit).
25. Each animal may only be shown in one halter class, with the exception of Mare and Foal, which may be shown in one other appropriate class. Unregistered horses may be shown in either Grade Halter or one of the other halter classes. This decision must be made at the time entries are due on July 1, 2022.
26. Halter classes are classified as Society Type or Stock Type. Exhibitors may show their animals in the discipline/attire of their choice. Example a Quarter Horse may be shown in Hunt Seat attire and an Arabian may be shown in Western attire.
27. No lip chain may be used in any Halter or Showmanship classes.
28. NO exhibitor may be tied, buckled, or fastened to the horse or saddle in any manner or by any means (this includes wheelchairs). This rule overrides the Guidelines for Junior Horse Shows.

29. All youth that receive a Class Champion Trophy should send a Thank You card to the donor. The donors' name and address are usually located on the bottom of the trophy or on the box. Please contact the Extension office at 685-3140 if donors' information is needed.

CHECK-IN BEGINS 8 AM SATURDAY, JULY 16, 2022
OPENING PROGRAM - **Welcome and National Anthem**

HALTER

In Halter classes, the animal is judged on conformation, type, soundness, way of moving, and general balance and appearance. Each animal may only be shown in one Halter class, except Mare and Foal, which may be shown in one other appropriate class.

- Pony Halter – 34" to 56"
- Mare & Foal Halter – both mare and foal are judged
- Production Halter – weanlings and yearlings (born on or after January 1, 2020)
- Stock Type Halter Mares – 2 years and older, over 56"
- Stock Type Halter Geldings – 2 years and older, over 56"
- Grade Halter – unregistered horses over 56"
- Society Type Halter Mares – 2 years and older, over 56"
- Society Type Halter Geldings – 2 years and older, over 56"
- Mule/Donkey Halter – Mare & Gelding

SHOWMANSHIP

In Showmanship, the exhibitor is judged on ability to fit, groom, and show an animal at halter and while executing a pattern. The animal is not judged on type or confirmation, but overall health, condition and cleanliness will be considered

Junior	4-H members 8 - 13 years as of September 1, 2021.
Senior	4-H members 14 - 18 years as of September 1, 2021.
Challenge Class	Youth who have won in the Junior and Senior Showmanship Division will be eligible for Challenge Class only until they reach the next age division.

COSTUME

Animals will be led, ridden, or driven at the walk only. The class will be judged on creativity of the costume and is not for authentic breed costumes. Safety helmet is required and must be part of the costume if ridden or driven. Costumes must be safe and appropriate for the age and experience of both the exhibitor and the animal. Please try out costumes at home before the Fair to make sure the animal and youth are comfortable. The judge has the authority to dismiss any exhibitor whose costume is unsafe or if the animal is not under control. Appropriate footwear must be worn: open-toed or open heeled shoes, sandals, slippers, moccasins, crocks, etc. are prohibited. **NEW - A short description describing your costume (that will be read during judging) must be submitted when picking up your packet the morning of show.**

- Open Costume

NOON BREAK

SHOW WILL RESUME APPROXIMATELY 30 MINUTES AFTER THE END OF THE MORNING CLASSES.

HORSE SPECIALTY PROJECT

County Project - Youth must work with a 4-H member and horse, be able to show that they have learned to handle a live animal and be able to execute a simple showmanship pattern. In addition, youth must have a written report on all the things they have learned, including proper horse handling, care grooming and safety. Leader and/or helper cannot assist the youth while they are being judged. This is a non-competitive class, and no trophy will be awarded. Contact the Superintendent for more information.

WALK TROT

Walk/Trot judges the ability of a young rider to control the animal while maintaining proper seat, hand and leg positions. This class is evaluated as the combined performance of rider and mount on the rail. NOTE: Equitation class will also include a pattern. Exhibitor may show either English or Western. Tack is optional. **Exhibitors may not show in any class requiring a canter.** Walk/Trot exhibitors must not have shown previously in any class, at any show, requiring a canter or lope including open speed classes.

- Walk/Trot – 8-18
- Walk/Trot Equitation – 8-18

WESTERN PLEASURE / STOCK TYPE

Stock Type breeds include: Quarter Horse, Appaloosa and Color Breeds, etc. In Western Pleasure, the animal is judged on suitability, manners, and the ability to provide a quiet, comfortable, and pleasant ride. The animal should have a well-balanced frame with smooth, rhythmical strides that maintain forward momentum. **Exhibitor may show project in either Stock Type Western Pleasure OR Society Type Western Pleasure, but not both.**

- Pony (animal under 56")
- Junior – 8-13
- Senior – 14-18
- Donkey / Mule – 8-18

WESTERN PLEASURE / SOCIETY TYPE

Society type Western Pleasure breeds include: Arabians, Morgans, Saddlebreds, Standardbreds, etc. In Western Pleasure, the animal is judged on suitability, manners, and the ability to provide a quiet, comfortable, and pleasant ride. The animal should have a well-balanced frame with smooth, rhythmical strides that maintain forward momentum. **Exhibitor may show project in either Stock Type Western Pleasure OR Society Type Western Pleasure, but not both.**

- Pony – 8-18, animal under 56"
- Junior – 8-13
- Senior – 14-18

WESTERN HORSEMANSHIP

Western Horsemanship judges the ability of the exhibitor to control and show the animal, taking into consideration proper seat, hand, and leg positions. Horsemanship is evaluated as the combined performance of the rider and the mount on the rail and while executing a pattern.

- Pony (animal under 56")
- Junior – 8-13
- Senior – 14-18
- Donkey / Mule – 8-18

TRAIL

The Trail Class is judged on the ability of the rider to navigate the animal through obstacles such as those encountered on a trail ride. (i.e....gate; four logs or poles; backing; serpentine; carry object; bridge; slicker; mail box; side pass or turn on forehand.) The animal should be well-mannered, quiet, and a pleasure to ride, with the ability to handle the obstacles with calm, willing attitude. **After three refusals at an obstacle, the exhibitor must move on to the next obstacle.**

- Walk/Trot – 8-18
- Junior – 8-13
- Senior – 14-18

HUNTER HACK CLASS

Hunter Hack – This will include rail work and two 2-foot jumps. Three refusals during fence work will result in disqualification. Jumps will be set at 48 feet apart.

OVER FENCES

The Over Fence Classes will be made up of six to eight obstacles. Each jump will not exceed 2' or 2'6" in height.

Hunter Over Fences, the animal is judge on manners, way of going, style of jumping and soundness. In Equitation Over Fences, the rider is judged on ability to maneuver the animal through a course with control and even striding. Equitation is evaluated as the combined performance of the rider and the mount. Three cumulative refusals on the course will result in disqualification. **Over Fences Classes are intended for the Advanced Horse and Rider with Experienced Instruction in Jumping. An Appropriate ASTM/SEI Approved Safety Helmet with chinstrap must be buckled and fastened whenever on a horse.** Safety vests may be worn in place of jacket.

- Hunter Over Fences - 2'
- Equitation Over Fences - 2'
- Hunter Over Fences - 2'6"
- Equitation Over Fences - 2'6"

ENGLISH PLEASURE / STOCK TYPE

Stock Type breeds include: Quarter Horse, Appaloosa and Color Breeds, etc. In English Pleasure, the animal is judged on suitability to purpose and manners, providing a quiet and comfortable ride. The animal should have a well-balanced frame with long, smooth, rhythmical strides that cover ground. **Exhibitor may show project in either Stock Type English Pleasure OR Society English Pleasure, but not both.**

- Pony – 8-18, animal under 56"
- Junior – 8-13
- Senior – 14-18

ENGLISH PLEASURE / SOCIETY TYPE

Society Type breeds include: Arabians, Morgans, Saddlebreds, Standardbreds, etc. In English Pleasure, the animal is judged on suitability to purpose and manners, providing a quiet and comfortable ride. The animal should have a well-balanced frame with long, smooth, rhythmical strides that cover ground. **Exhibitor may show project in either Society English Pleasure OR Stock Type English Pleasure, but not both.**

- Pony – 8-18, animal under 56"
- Junior – 8-13
- Senior – 14-18

ENGLISH EQUITATION

The English Equitation class judges the ability of the exhibitor to control and show the animal, taking into consideration proper seat, hand, and leg positions. Equitation is evaluated as the combined performance of the rider and the mount on the rail and while executing a pattern.

- Pony – 8-18, animal under 56"
- Junior – 8-13
- Senior – 14-18

EVENING BREAK (If needed)

SHOW WILL RESUME APPROXIMATELY 30 MIN. AFTER THE END OF THE AFTERNOON CLASSES.

SPEED EVENTS

- Trot Barrels – 8-18
- Trot Flags – 8-18
- Trot Poles – 8-18
- Junior Open Barrels – 8-13
- Junior Open Flags – 8-13
- Junior Open Poles – 8-13
- Senior Open Barrels – 14-18
- Senior Open Flags – 14-18
- Senior Open Poles – 14-18

Speed Class Rules

1. *Attire: Show attire including shirts with long sleeves and a collar is required. No tank tops, t-shirts, sleeveless/short sleeve shirts or ball caps are allowed. Chaps are optional. **An appropriate ASTM/SEI approved safety helmet with chinstrap (fastened and buckled) and show attire is required.***
2. *Tack: Western-type equipment must be used for the speed classes. (Exception: English equipment will be allowed for the Trot Speed Classes only.) Use of hackamore (including mechanical hackamores) or other types of bridles is the optional choice of the contestant; however, the judge may prohibit the use*

of bits or equipment he/she may consider severe. Tie-downs, running martingales, protective boots, leg wraps, and bandages are allowed for these classes.

3. *Entry into the Arena: All horses MUST WALK through the in-gate. ANY EXHIBITOR RUNNING THROUGH THE GATE WILL AUTOMATICALLY BE DISQUALIFIED! For safety purposes, an exhibitor may have his/her horse led through the gate by one assistant. The assistant will immediately exit the ring when the horse and rider are through the gate. Exhibitors may lead the horse through the gate into the show arena and then mount. The gate will remain closed until the completion of the run.*
4. *Once inside arena, the horse and rider may have the option to circle once before beginning a run. When making the courteous circle being careful not to cross the starting line or this will result in a disqualification for that run.*
5. *Striking the horse with a bat, crop, whip, or rope in front of the saddle is prohibited.*
6. *For safety reasons, exhibitors may not have their feet tied to the stirrups or their legs or seat fastened to the saddle in any fashion.*
7. *The decisions of the Judge and Superintendents are final.*

BARREL RACE

1. *Barrel knocked over – 5 second penalty per barrel*
2. *Off pattern – no time/disqualification.*
3. *A contestant MAY touch a barrel with hands, legs, or feet.*

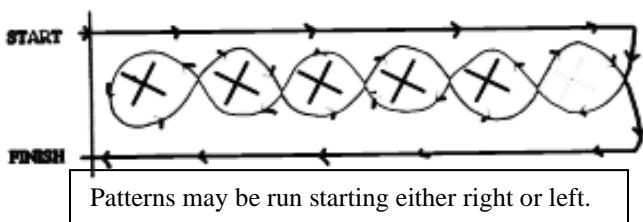
FLAG RACE

1. *Failure to pick up flag or stick flag – no time/disqualification. The flag must be stuck INSIDE the bucket.*
2. *Off pattern – no time/disqualification.*
3. *Hitting horse with the flag – no time/disqualification.*
4. *Circling to pick up or stick a flag will be considered off pattern.*
5. *Exhibitors will inform the check in personnel at the time of check in whether they wish to run the pattern with the barrels on the wall or off the wall.*
6. *Knocking over a barrel or bucket – no time/disqualification.*

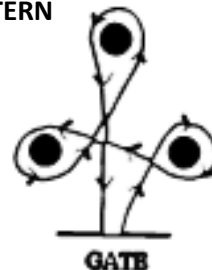
POLE BENDING

1. *Pole knocked over – 5 second penalty per pole*
2. *Off pattern – no time/disqualification*
3. *A contestant MAY touch a pole with hands, legs or feet.*

POLE BENDING PATTERN




BARREL PATTERN




ANIMAL SCIENCE PROJECT

- **Horse Animal Science Class** - No animal is shown. This project is included in the non-livestock judging schedule and is shown in the SCIENCE PROJECTS show and judging schedule. See specific directions in the SCIENCE PROJECTS section of the show book (Page 37)
- **Animal Science 1 (SF 50135A)** – for members who are just starting in this project area
- **Animal Science 2 (SF 50135B)** – for more experienced members



POULTRY SHOW

Superintendent.....Robin & Zachery Forney
 Robin..... 231-3793
 Zachery 231-2552



POULTRY SHOW will be held on Thursday, August 4 at 10:00 a.m. in the Sheep Barn.

HEALTH REQUIREMENTS

Illinois State Poultry Exhibition requirements do not apply to 4-H one-day poultry shows where the entries are taken to the show and returned home the same day. HOWEVER, a permit is required for out-of-state poultry.

POULTRY SHOW RULES

PLEASE BRING WHEELBARROWS, RAKES, SHOVELS, PLIERS, WIRE CUTTERS AND ANY OTHER NECESSARY TOOLS FOR SET UP AND CLEAN UP OF CAGE AREAS.

All youth exhibiting livestock must sign a "Code of Practice & Behavior Statement" The Code of Practice & Behavior Statement is located in the back of the show book or may be obtained from the Extension office.

1. All birds must be owned or leased by and in the possession of 4-H member by May 1 of the current year.
2. No bird may be shown in more than one class except when exhibiting in the trio class.
3. **Members may enter birds in two of the six Large Fowl Classes and only one entry in each Production Class.**
4. Pullet and cockerel exhibited must come from the trio. If a trio is not available, pullet and/or cockerel may be exhibited but will not be eligible for championships.
5. All poultry exhibits must be in place by 8:00 AM on Thursday.
6. Cages will be provided although exhibitors may provide their own if they wish. Cages for large turkeys, geese, etc. will not be provided. 4-H'ers should bring their own feed and water cups.
7. Egg projects must be removed promptly after judging.
8. **4-H'ers are allowed ONE entry per class.**
9. If a 4-H member has won their age group showmanship class in previous years, then they cannot enter Junior or Senior Showmanship class. However, they may enter Challenge showmanship class.
10. All exhibitors must be present for tear down of cages. **Poultry will be released immediately following the poultry show.**
11. Wood chips are provided.

CLASSES: (Large Fowl: American Breeds, Asiatic Breeds, English Breeds, Mediterranean Breeds, Continental Breeds, Other Standard Breeds. Small Fowl: Feathered Leg Bantams, Clean Leg Bantams) (A list of breeds can be found below).

Pullet	Any female bird hatched during 2022.
Cockerel	Any male bird hatched during 2022.
Trio	One cockerel and two pullets of the same breed.
Market Pen (Broilers)	3 cockerels or 3 pullets weighing less than 4 lbs. each.
Market Pen (Roasters)	3 cockerels or 3 pullets weighing over 4 lbs. each.

Poultry Breeds					
American	Asiatic	Continental	English	Mediterranean	Miscellaneous
Buckeye	Brahmas	Barnvelder	Australorps	Ancona	Ameraucauna
Chanteclers	Cochins	Campines	Cornish	Andalusians	Araucana
Deleware	Langshans	Favorelles	Dorkings	Catalanas	Aseel
Hollands		Hamburgs	Orpingtons	Leghorns	Cubalaya
Javas		Houdans	Redcaps	Minorcas	Malay
Jersey Giants		LeFlech	Sussex	Sicilian	Game
New Hampshire		Lakenvelders		Spanish	Naked Neck
Plymouth Rocks		Marans			Phoenix
Rhode Island Reds		Polish			Shamo
Wyandottes		Welssummers			Sex-Linked

EGG PRODUCTION

- Hen Eggs (1 doz.)
- Production Hen – Any female bird hatched prior to 1/1/2021. (May not be shown in any other class.)
- Pullet Eggs (1 doz.)
- Production Pullet – Any female bird hatched after 1/1/2021. (May not be shown in any other class.)

NOTE: In egg classes, judge may break an egg of the dozen to judge freshness and quality.

OTHER POULTRY


- Duck of Current Year
- Goose of Current Year
- Tom Turkey of Current Year
- Drake of Current Year
- Gander of Current year
- Pullet Turkey of Current Year
- Duck Trio
- Geese Trio
- Turkey Trio
- Other Fowl

SHOWMANSHIP

Junior	4-H members 8 - 13 years as of September 1, 2021.
Senior	4-H members 14 - 18 years as of September 1, 2021.
Challenge Class	Youth who have won in the Junior and Senior Showmanship Division will be eligible for Challenge Class only until they reach the next age division.

ANIMAL SCIENCE CLASS

- **Poultry Animal Science Report** - No animal is shown. This project is included in the non-livestock judging schedule and is shown in the SCIENCE PROJECTS show and judging schedule. See specific directions in the SCIENCE PROJECTS section of the show book (Page 37)
- **Embryology** - Report or display to show what you have done this year or an educational display. This is judged and displayed with the SCIENCE PROJECTS show. See specific directions in the SCIENCE PROJECTS section of the show book (Page 37)
- **Animal Science 1 (SF 50135A)** – for members who are just starting in this project area
- **Animal Science 2 (SF 50135B)** – for more experienced members



RABBIT SHOW

SuperintendentAmber Green

Phone 370-4670

RABBIT SHOW will be held on Thursday, August 4 at 9:00 a.m., Hobbies Building.

HEALTH REQUIREMENTS

A visual inspection for the animal's general health will be made upon arrival. Rabbits with obvious symptoms of ear mites or other illnesses will be separated from other rabbits or will be advised to take back home.

RABBIT SHOW RULES

All youth exhibiting livestock **must** sign a "Code of Practice & Behavior Statement" The Code of Practice & Behavior Statement is located in the back of the show book or may be obtained from the Extension office.

PLEASE BRING WHEELBARROWS, RAKES, SHOVELS, PLIERS, WIRE CUTTERS AND ANY OTHER NECESSARY TOOLS FOR SET UP AND CLEAN UP OF CAGE AREAS.

1. Exhibitor may enter either Purebred Classes or My Pet Rabbit Class – not both.
2. Rabbits are to be owned or leased by May 1 of the current year.
3. Cages will be provided; however exhibitors may elect to keep animals in their own carriers. If exhibitors use cages, they will be responsible to tear down their own cages after the show.
4. Each exhibitor is encouraged to present his/her own rabbits to the judge.
5. The rabbit show will begin promptly at 9:00 AM on Thursday. Exhibitors must check all entries in with Superintendent by 8:00 a.m.
6. Members may exhibit two animals per Purebred class, however only one premium will be paid.
7. My Pet Rabbit Class will be limited to one doe and one buck per exhibitor.
8. Animals in the My Pet Rabbit class will be judged based on overall condition and appearance of the rabbit in addition to exhibitor's responses to questions from the judge regarding responsible care and management.
9. Costume Class is open to all exhibitors who may "dress" their favorite animal for participation. (Use your imagination). Winner will be determined by popular vote of committee.
10. All General Animal rules apply and should be read for total information pertaining to the Rabbit Show.
11. Rabbits will be released immediately after the Rabbit Show.

CLASSES: All animals will be judged on their individual breed standard. If there are any questions regarding which class an animal belongs in please contact the superintendent.

6 Class Rabbits:

Senior Bucks	6 months of age and older and 8.5 - 10.5 lbs.
Senior Does	6 months of age and older and 9.5 - 11 lbs.
Inter. Bucks	6 - 8 months of age and up to 9.5 lbs.
Inter. Does	6 - 8 months of age and up to 10 lbs.
Junior Bucks	Under 6 months of age and not over 8 lbs.
Junior Does	Under 6 months of age and not over 9 lbs.

(Breeds may include New Zealands, Californians, and Other Purebreds)

4 Class Rabbits:

Senior Bucks	over 6 months of age
Senior Does	over 6 months of age
Junior Bucks	under 6 months of age
Junior Does	under 6 months of age

(Breeds may include Mini-Lops, Mini-Rex, Netherland Dwarf and Wool Rabbits.)

Meat Pen - Three of either sex from the same litter weighing 3 - 5 lbs. each.

1. All breeds are eligible and will be shown together.
2. Projects must have been started by May 1 of current year.
3. Animals will be judged on meat carrying qualities, firmness of flesh, uniformity, and finish of fur in that order.
4. Animals under 3 lbs. and over 5 lbs. will be cut in score accordingly.

SHOWMANSHIP

Junior	4-H members 8 - 13 years as of September 1, 2021.
Senior	4-H members 14 - 18 years as of September 1, 2021.
Challenge Class	Youth who have won in the Junior and Senior Showmanship Division will be eligible for Challenge Class only until they reach the next age division.

NOTE: Exhibitors entering in showmanship class will be given a written test at 9:45 prior to showing. Exhibitors will be evaluated on their ability to handle their animal and respond to the judge. The combination of written test score and class score will determine winners.

MY PET RABBIT


- Buck (any age)
- Doe (any age)

COSTUME CLASS

Dress your favorite animal in some sort of costume. Use your imagination.

ANIMAL SCIENCE CLASS

- **Rabbit Animal Science Report** - No animal is shown. This project is included in the non-livestock judging schedule and is shown in the SCIENCE PROJECTS show and judging area. See specific directions in the SCIENCE PROJECTS section of the show book (Page 37)
- **Animal Science 1 (SF 50135A)** – for members who are just starting in this project area
- **Animal Science 2 (SF 50135B)** – for more experienced members



SHEEP SHOW

Superintendents.. Sarah Lueschow, Alan Cowser,
and Cheryl Walsh

Sarah 256-3115

Alan 657-5954

Cheryl 657-4250

SHEEP SHOW will be held on Friday, August 5 at 8:00 a.m. with Lead Class in Sheep Barn.

HEALTH REQUIREMENTS

New for 2022: Health Requirements will be emailed to exhibitors before the show. For the 4-H Fair, you can find the requirements here:

<https://www2.illinois.gov/sites/agr/Animals/AnimalHealth/Documents/2022%20County%20Fair%20Exhibition%20Health%20Requirements.pdf>

Health requirements for the State Fair can be found here:

<https://www2.illinois.gov/sites/agr/Animals/AnimalHealth/Documents/2022%20Illinois%20State%20Fair%20Health%20Requirements.pdf>

SHEEP SHOW RULES

All youth exhibiting livestock **must** sign a "Code of Practice & Behavior Statement" The Code of Practice & Behavior Statement is located in the back of the show book or may be obtained from the Extension office.

1. All General Livestock Rules and health requirements will be enforced.
2. The 4-H exhibitor must own all animals. Purebred animals must be registered in the exhibitors' name only.
3. All sheep entered in the 4-H Show must be in the member's possession by May 1, 2022, for market lambs, June 25, 2022, for breeding sheep.
4. The Sheep Committee reserves the right to drop, combine, or add classes the day of the Show.
5. All animals must be clean and fitted or they will be forbidden to show.
6. Purebred sheep should be groomed appropriately to their individual breed. No artificial coloring will be allowed.
7. Market lambs should be shorn within two weeks of the show.
8. Wethers and Ewes can be shown in the Market class if they are not in the breeding stock class.
9. Young Flock - To consist of two female yearlings or younger and one ram lamb.
10. A mixed pair is a ewe lamb and a ram lamb of the same breed.
11. Each 4-H member may have two entries per class. However, only one premium will be paid.

LEAD CLASS

To participate in the lead class the 4-H member must:

1. Must promote wool or wool blend garment by wearing a wool garment of at least 30% or more wool. The garment may be purchased or sewn but WILL NOT be judged on the construction. They WILL be judged on the fit and appearance of the garment.
2. The sheep will be exhibited at halter in an undressed condition. No paint, clothing, or costume on the animal.
3. 4-H member will be judged on the overall appearance and training of the lamb/sheep to be led.
4. A biography information sheet should be presented to Superintendents table prior to the start of the classes. This should include but not restricted to exhibitors name, age, club, number of years owning

or exhibiting sheep, description of clothing chosen and being worn for the class, review of sheep experiences, name, and breed of sheep at halter.

- Junior Lead Class (8 - 13)
- Senior Lead Class (14 - 19)

BREED CLASSES: (Corriedale, Dorset, Hampshire, Suffolk, Shropshire, Southdown, Meat Breeds, Wool Breeds & Primitive Breeds)

AOB Meat Breeds: Cheviot, Dorpers, Oxfords

AOB Wool Breeds: Border Leicesters, Rambouillets, Lincolns

AOB Primitive Breeds: Shetlands, Icelandics, Jacobs

Fall Lambs	Lambd after Sept 1, 2021, and on or before Dec. 31, 2021.
Early Lambs	Lambd after Jan. 1, 2022, and on or before Feb. 14, 2022.
Late Lambs	Lambd after Feb. 14, 2022.
Yearlings	Lambd after Sept. 1, 2020, and on or before Sept 1, 2021.
Production Ewes	Lambd before Sept. 1, 2020

- Fall Ram Lamb
- Yearling Ewe
- Late Ewe Lamb
- Early Ram Lamb
- Yearling Ewe Pair
- Ewe Lamb Pair
- Late Ram Lamb
- Fall Ewe Lamb
- Mixed Pair
- Ram Lamb Pair
- Early Ewe Lamb
- Young Flock
- Production Ewe

COMMERCIAL CLASSES

- Production Ewe
- Fall Ewe Lamb
- Late Ewe Lamb
- Yearling Ewe
- Early Ewe Lamb
- Ewe Lamb Pair
- Yearling Ewe Pair

MARKET CLASSES – Divided by Weight

- Market Lamb Ewe
- Market Lamb Wether
- Pair Ewe Market Lambs
- Pair Wether Market Lamb

FLEECE CLASS

Show will be at the conclusion of the Sheep Show, possibly earlier than 12:00 noon. Exhibitors may exhibit two clean fleeces per class from this year's clip, but will only receive one premium per class.

Fine Wool	17-20 microns (examples include Merino and Rambouillet)
Medium Wool	22-30 microns (examples include Corriedale, Cheviot, Dorset, Hampshire, Finnish, Icelandic, Shetland, Shropshire, Southdown, and Suffolk)
Coarse Wool	30-36 microns (examples include Border Leicesters, Oxford, and Romney)
Very Coarse Wool	36-40+ microns (examples include Cotswold and Lincoln)

SHOWMANSHIP



Junior	4-H members 8 - 13 years as of September 1, 2021.
Senior	4-H members 14 - 18 years as of September 1, 2021.
Challenge Class	Youth who have won in the Junior and Senior Showmanship Division will be eligible for Challenge Class only until they reach the next age division.

ROOKIE OF THE YEAR

FOR ANY 1ST YEAR SHEEP OWNER. To enter, exhibitor must submit a scrapbook to the Sheep Superintendent before the start of the Lead Classes. The scrapbook should include all the activities that have been experienced by the member during their first year in the Sheep project.

ANIMAL SCIENCE CLASS

- **Sheep Animal Science Class** - No animal is shown. This project is included in the non-livestock judging schedule and is shown in the SCIENCE PROJECTS show and judging area. See specific directions in the SCIENCE PROJECTS section of the show book (Page 37)
- **Animal Science 1 (SF 50135A)** – for members who are just starting in this project area
- **Animal Science 2 (SF 50135B)** – for more experienced members



SWINE SHOW

Superintendent..... Jeff & Karla Smith
Phone.....678-7678

SWINE SHOW will be held on Friday, August 5 at 9:00 a.m. or immediately after Sheep Show in Sheep Barn.

HEALTH REQUIREMENTS

New for 2022: Health Requirements will be emailed to exhibitors before the show. For the 4-H Fair, you can find the requirements here:

<https://www2.illinois.gov/sites/agr/Animals/AnimalHealth/Documents/2022%20County%20Fair%20Exhibition%20Health%20Requirements.pdf>

Health requirements for the State Fair can be found here:

<https://www2.illinois.gov/sites/agr/Animals/AnimalHealth/Documents/2022%20Illinois%20State%20Fair%20Health%20Requirements.pdf>

SWINE SHOW RULES

All youth exhibiting livestock **must** sign a "Code of Practice & Behavior Statement" The Code of Practice & Behavior Statement is located in the back of the show book or may be obtained from the Extension office.

1. Health papers must be checked and stamped by the official in charge of animal health and then reported to the Swine Superintendent for final check-in.
2. Each 4-H'er may have two entries per class. However, only one premium will be paid.
3. All carcass swine must have been farrowed on or after February 1, 2022.
4. Ear notches are required on all swine using the universal ear notching system. Identification cards must be on file at the Extension Office before July 1, 2022. THIS INCLUDES ALL SWINE. Notches must be fully healed by 4-H Show.
5. All barrows and gilts will be weighed between 4:00 PM and 5:00 PM on Thursday, August 4.
6. Crossbred gilts will be divided and judged by weight depending on the number of entries in class.
7. No boars are allowed in the swine showmanship classes or to be sold at the auction.
8. If an animal entered in the swine show dies while on the grounds, the swine supt., the 4-H member and his/her family will meet with representatives of the Peoria County 4-H & Youth Committee to determine whether or not to have the animal posted.
9. Swine may be released with a Release Form signed by the swine superintendent. All loading and clean-up restrictions must be followed. (See General Livestock Rules on pages 7 & 8)
10. Pigs born in January, February, and March of current year can be entered in the 4-H Show.
11. Carcass animals must be farrowed on or after February 1, 2022. Tattooing within 35 days of farrowing will be set up by the Swine Committee and Extension office.
12. All 4-H swine must be tattooed to be eligible for the Premiere Carcass Show, and the Illinois State Fair.

January	All January pigs must be farrowed on or after January 1, 2022.
February	All February pigs must be farrowed on or after February 1, 2022.
March	All March pigs must be farrowed on or after March 1, 2022.

PUREBRED SWINE CLASSES: (Berkshire, Chester White, Duroc, Hampshire, Hereford, Landrace , Poland China, Spot, Tamworth, Yorkshire & Other Breeds)

- January Gilt
- February Gilt
- March Gilt
- January Pair/Gilts
- February Pair/Gilts
- March Pair/Gilts

CROSSBRED GILTS – Any Class of Gilts will be divided by WEIGHT & NUMBER OF ENTRIES in Class.

- Gilt
- Pair of Gilts

MARKET SWINE - Any Class of Barrows will be divided by WEIGHT & NUMBER OF ENTRIES in Class.


- Barrow
- Pair of Barrows (only one pair may be shown)

SHOWMANSHIP

Youth	4-H'ers 8-10 years as of September 1, 2021
Junior	4-H'ers 11-13 years as of September 1, 2021
Senior	4-H'ers 14-18 years as of September 1, 2021
Challenge Class	For this year's division winners and those who have won their age division as long as they are still in that particular age division.

ANIMAL SCIENCE CLASS

- **Swine Animal Science Class** - No animal is shown. This project is included in the non-livestock judging schedule and is shown in the SCIENCE PROJECTS show and judging area. See specific directions in the SCIENCE PROJECTS section of the show book (Page 37)
- **Animal Science 1 (SF 50135A)** – for members who are just starting in this project area
- **Animal Science 2 (SF 50135B)** – for more experienced members



MASTER SHOWMANSHIP


SuperintendentLivestock Superintendents

MASTER SHOWMANSHIP will be held on Friday, August 5 at 1 p.m. or immediately following the conclusion of the Beef Show.


MASTER SHOWMANSHIP RULES

All youth exhibiting livestock must sign a "Code of Practice & Behavior Statement" The Code of Practice & Behavior Statement is located in the back of the show book or may be obtained from the Extension office.

1. The exhibitor must be a 4-H member between the ages of 14 and 18 (must be at least 14 but cannot have reached their 19th birthday before September 1, 2021 - birthdate between 9/1/2002 and 9/1/2007).
2. The exhibitor must be enrolled in a 4-H livestock event in Peoria County.
3. Participants must talk to their fellow 4-H members and find their own livestock for the competition. Each exhibitor must own or borrow each: a steer or heifer, a market or breeding lamb, and a market hog or breeding gilt.
4. The judge of the event will score the participants in each species (Swine, Beef, and Sheep). The scores will be added together, and placings will be given.
5. Prizes will be presented at the conclusion of the contest. There will be a trophy available for the winner.
6. To participate in the state contest, the exhibitor must have all paperwork filled out correctly with required information. The contest organizer must receive this information as quickly as possible.
7. Contest organizers withhold the right to expel any individual who has violated any of the rules or regulations or exhibits improper conduct that is unbecoming of a 4-H member.
8. In order to move onto the State Contest, the exhibitor must win at the county level. If the county winner cannot participate in the state contest, then the county University of Illinois Extension office may select an alternate.



GENERAL PROJECTS



SCIENCE PROJECTS

Superintendent.....Carol Krosse
Phone..... 274-9276

ANIMAL SCIENCES – (in Beef, Cat, Dairy Cattle, Dog, Horse, Goat, Rabbits, Poultry, Sheep, Small Pets 1, Small Pets 2, Small Pets 3, Guinea Pigs, Swine)

Each county may submit 2 entries total from 50135A, 50135B; and 1 entry from 50137.

ANIMAL SCIENCE 1 (SF 50135A)

For youth enrolled in this project 1-2 years.

Prepare a display focusing on any activity related to an animal project. Demonstrate the skills and knowledge you have gained through the animal project you studied. The exhibit may include, but isn't limited to, original works, objects, demonstrations, digital presentations, programs, websites, games, apps, performances, or posters which you have made. Choose whatever method best shows what you've learned. You must furnish any equipment you need for your exhibit. Internet service will not be provided for the exhibit. All exhibits must include something visual, such as a printed copy of a digital presentation, which will remain on display during the exhibition. Electronic equipment will only be used during your personal judging time and will not remain on display during the entire exhibit period. Live animals are not permitted as exhibits in this area. For safety reasons, exhibits cannot include glass, syringes with needles, or any other sharp objects.

ANIMAL SCIENCE 2 (SF 50135B)

For youth enrolled in this project 3 or more years.

Prepare a display focusing on any activity related to an animal project. Demonstrate the skills and knowledge you have gained through the animal project you studied. The exhibit may include, but isn't limited to, original works, objects, demonstrations, digital presentations, programs, websites, games, apps, performances, or posters which you have made. Choose whatever method best shows what you've learned. You must furnish any equipment you need for your exhibit. Internet service will not be provided for the exhibit. All exhibits must include something visual, such as a printed copy of a digital presentation, which will remain on display during the exhibition. Electronic equipment will only be used during your personal judging time and will not remain on display during the entire exhibit period. Live animals are not permitted as exhibits in this area. For safety reasons, exhibits cannot include glass, syringes with needles, or any other sharp objects.

ANIMAL SCIENCE READY4LIFE CHALLENGE (SF 50137)

Open to 11- to 18-year-olds enrolled in any animal project.

Exhibits in this category must include the following: a) a physical representation of the career or business product such as a model, prototype or display/portfolio that includes images of accomplished work; b) verbal or written explanations that demonstrate knowledge of the related career or business fields, potential careers, and the appropriate requirements for achievement in those fields. The judging criteria for this class values thoroughness of career and/or business exploration and pursuit above the workmanship of the physical specimen on display.

PLEASE NOTE: Anyone taking an Animal Science project must take the Quality Assurance & Ethics Certification online before July 1, 2022. (See page 4 for details and website.)

SMALL PETS – (Will be included with Animal Science exhibits for State Fair selection.)

No live animals allowed, pictures only.

SMALL PETS 1-2 (SF-50135A/B)

Prepare a display focusing on any activity related to the Small Pets project. Demonstrate the skills and knowledge you have gained through the animal project you studied. The exhibit may include, but isn't limited to, original works, objects, demonstrations, digital presentations, programs, websites, games, apps, performances, or posters which you have made. Choose whatever method best shows what you've learned. You must furnish any equipment you need for your exhibit. All exhibits must include something visual, such as a printed copy of a digital presentation, which will remain during the exhibition. Live animals are not permitted as exhibits in this area. For safety reasons, exhibits cannot include glass, syringes with needles or any other sharp objects.

GUINEA PIGS 1-2 (SF-50135A/B)

Prepare a display focusing on any activity related to the Guinea Pigs project. Demonstrate the skills and knowledge you have gained through the animal project you studied. The exhibit may include, but isn't limited to, original works, objects, demonstrations, digital presentations, programs, websites, games, apps, performances, or posters which you have made. Choose whatever method best shows what you've learned. You must furnish any equipment you need for your exhibit. All exhibits must include something visual, such as a printed copy of a digital presentation, which will remain during the exhibition. Live animals are not permitted as exhibits in this area. For safety reasons, exhibits cannot include glass, syringes with needles or any other sharp objects.

VETERINARY SCIENCE**VETERINARY SCIENCE 1 (SF 50320)**

Prepare a display focusing on any activity related to the veterinary science project. The exhibit may include, but isn't limited to, original works, objects, demonstrations, digital presentations, programs, websites, games, apps, performances, or posters which you have made. Choose whatever method best shows what you've learned. You must furnish any equipment you need for your exhibit. Internet service will not be provided for the exhibit. All exhibits must include something visual, such as a printed copy of a digital presentation, which will remain on display during the exhibition. Electronic equipment will only be used during your personal judging time and will not remain on display during the entire exhibit period. Live animals are not permitted as exhibits in this area. For safety reasons, exhibits cannot include glass, syringes with needles or any other sharp objects.

VETERINARY SCIENCE 2 (SF 50320)

Prepare a display focusing on any activity related to the veterinary science project. The exhibit may include, but isn't limited to, original works, objects, demonstrations, digital presentations, programs, websites, games, apps, performances, or posters which you have made. Choose whatever method best shows what you've learned. You must furnish any equipment you need for your exhibit. Internet service will not be provided for the exhibit. All exhibits must include something visual, such as a printed copy of a digital presentation, which will remain on display during the exhibition. Electronic equipment will only be used during your personal judging time and will not

remain on display during the entire exhibit period. Live animals are not permitted as exhibits in this area. For safety reasons, exhibits cannot include glass, syringes with needles or any other sharp objects.

VETERINARY SCIENCE 3 (SF 50320)

Prepare a display focusing on any activity related to the veterinary science project. The exhibit may include, but isn't limited to, original works, objects, demonstrations, digital presentations, programs, websites, games, apps, performances, or posters which you have made. Choose whatever method best shows what you've learned. You must furnish any equipment you need for your exhibit. Internet service will not be provided for the exhibit. All exhibits must include something visual, such as a printed copy of a digital presentation, which will remain on display during the exhibition. Electronic equipment will only be used during your personal judging time and will not remain on display during the entire exhibit period. Live animals are not permitted as exhibits in this area. For safety reasons, exhibits cannot include glass, syringes with needles or any other sharp objects.

VETERINARY SCIENCE READY4LIFE CHALLENGE (SF 50322)

Open to 11- to 18-year-olds enrolled in any Veterinary Science project

Exhibits in this category must include the following: a) a physical representation of the career or business product such as a model, prototype or display/portfolio that includes images of accomplished work; b) verbal or written explanations that demonstrate knowledge of the related career or business fields, potential careers, and the appropriate requirements for achievement in those fields. The judging criteria for this class values thoroughness of career and/or business exploration and pursuit above the workmanship of the physical specimen on display.

PLEASE NOTE: Anyone taking a Veterinary Science project must take the Quality Assurance & Ethics Certification on-line before July 1, 2022. (See page 4 for details and website.)



COMMUNITY DEVELOPMENT & GLOBAL AWARENESS

Superintendent..... Susan Unsicker
Phone..... 256-3358

INTERCULTURAL



Each county may submit 1 individual entry from 50233; 1 individual entry from 50234; 1 individual entry from 50236; 1 club entry from 50235. **Due to space restrictions, exhibits are limited to 2' 6" wide and 15" deep.**

PASSPORT TO THE WORLD, INDIVIDUAL (SF 50233)

Prepare a display illustrating what you have learned about a country's or U.S. region's geography, economy, agriculture, people, language, housing, culture, music, crafts, clothing, holidays or other aspect. Exhibit should be educational in nature and should not promote one's beliefs over another person's beliefs. The exhibit may include, but isn't limited to, original works, objects, demonstrations, digital presentations, programs, websites, games, apps, performances, or posters which you have made. Choose whatever method best shows what you've learned. You must furnish any equipment you need for your exhibit. Internet service will not be provided for the exhibit. All exhibits must include something visual, such as a printed copy of a digital presentation, which will remain on display during the exhibition. Electronic equipment will only be used during your personal judging time and will not remain on display during the entire exhibit period. Include the project manual with completed sections that pertain to the exhibit information. **Due to space restrictions, exhibits are limited to 2' 6" wide and 15" deep.**

DIVERSITY & CULTURAL AWARENESS (SF 50234)

Create a display or binder portfolio that illustrates the results of a minimum of three (3) completed activities from the project book. **Due to space restrictions, exhibits are limited to 2' 6" wide and 15" deep.**

INTERCULTURAL READY4LIFE CHALLENGE (SF 50236)

Open to 11- to 18-year-olds enrolled in any Intercultural project.

Exhibits in this category must include the following: a) a physical representation of the career or business product such as a model, prototype or display/portfolio that includes images of accomplished work; b) verbal or written explanations that demonstrate knowledge of the related career or business fields, potential careers, and the appropriate requirements for achievement in those fields. The judging criteria for this class values thoroughness of career and/or business exploration and pursuit above the workmanship of the physical specimen on display.

INTERCULTURAL, CLUB, INCLUDES PASSPORT TO THE WORLD, DIVERSITY & CULTURAL AWARENESS, AND LATINO CULTURAL ARTS PROJECTS (SF 50235)

Exhibit a display illustrating the steps that the club has completed on the project selected for the year. Include a written outline or report of accomplishments and future goals. The exhibit may include, but isn't limited to, original works, objects, demonstrations, digital presentations, programs, websites, games, apps, performances, or posters which you have made. Choose whatever method best shows what the club members have learned. You must furnish any equipment you need for your exhibit. Internet service will not be provided for the exhibit. All exhibits must include something visual, such as a printed copy of a digital presentation, which will remain on display during the exhibition. Electronic equipment will only be used during your personal judging time and will not remain on display during the entire exhibit period. The display must be accompanied by 3 or more club exhibitors at the time of the judge's critique. Club members should make a 5- to 10-minute presentation to the judge. All club members present for the judge's critique should be able to discuss the project and answer questions. Only club

members present for judging who participate in the actual critique and presentation are eligible for ribbons and premiums. **Due to space restrictions, exhibits are limited to 2' 6" wide and 15" deep.**

CIVIC ENGAGEMENT

Each county may submit 2 entries total from classes 50145, 50146, 50147; and 1 entry from 50149. **Due to space restrictions, exhibits are limited to 2' 6" wide and 15" deep.**

CIVIC ENGAGEMENT 1 (SF 50145)

Exhibit a display illustrating one of the following options: 1) personal information about yourself – who you are, things you like to do, things you are good at, your favorites; 2) your feelings and how you handle these feelings; 3) your family, their responsibilities, how you work together; OR 4) the Family Pedigree that may include family group pages. **Due to space restrictions, exhibits are limited to 2' 6" wide and 15" deep.**

CIVIC ENGAGEMENT 2 (SF 50146)

Exhibit a display illustrating one of the following options: 1) your neighborhood; 2) how you were a good neighbor or led a service project for your community; OR 3) a Citizenship Challenge that you helped organize and lead (see the project book for details). **Due to space restrictions, exhibits are limited to 2' 6" wide and 15" deep.**

CIVIC ENGAGEMENT 3 (SF 50147)

Exhibit a display illustrating one of the activities that you completed within your project as it relates to one of the following categories in the manual: 1) Government; 2) Business and Industry; 3) Transportation, Communication & Utilities; 4) Culture & Heritage; 5) Natural Resources & Environment; 6) Education; 7) Organizations within your community; 8) Tourism; OR 9) Support Systems within your community. **Due to space restrictions, exhibits are limited to 2' 6" wide and 15" deep.**

CIVIC ENGAGEMENT READY4LIFE CHALLENGE (SF 50149)

Open to 11- to 18-year-olds enrolled in any Citizenship project.

Exhibits in this category must include the following: a) a physical representation of the career or business product such as a model, prototype or display/portfolio that includes images of accomplished work; b) verbal or written explanations that demonstrate knowledge of the related career or business fields, potential careers, and the appropriate requirements for achievement in those fields. The judging criteria for this class values thoroughness of career and/or business exploration and pursuit above the workmanship of the physical specimen on display.

SERVICE LEARNING 1 (NOT STATE FAIR ELIGIBLE)

Exhibit a binder portfolio to reflect what the exhibitor accomplished in the four steps of service learning. If exhibitor has been enrolled in project for multiple years, the binder portfolio should include previous years' work. Use of page protectors is recommended.

SERVICE LEARNING 2 (NOT STATE FAIR ELIGIBLE)

Exhibit a binder portfolio to reflect what the exhibitor accomplished in the four steps of service learning. If the exhibitor has been enrolled in the project for multiple years (including Service Learning 1), the binder portfolio should include the previous years' work. Use of page protectors is recommended.

SERVICE LEARNING 3 (NOT STATE FAIR ELIGIBLE)

Exhibit a binder portfolio to reflect what the exhibitor accomplished in the four steps of service learning. If the exhibitor has been enrolled in the project for multiple years (including Service Learning 1 & 2), the binder portfolio should include the previous years' work. Use of page protectors is recommended.

INTERIOR DESIGN

Each county may submit 2 entries total from 50242, 50243, 50244, 50245; and 1 entry from 50247.

DESIGN DECISIONS, BEGINNING (SF 50242)

Any exhibit must have been created or redesigned by the exhibitor as part of their current Interior Design 4-H project. Exhibitors should be knowledgeable about various aspects of the project. Exhibits could include items such as, but not limited to, comparison studies of different products or techniques; made accessories, wall-hangings, window coverings, or furniture items; refinished or redesigned furniture; or a plan to solve some type of interior design problem. Exhibit should be appropriate to the exhibitor's age, skills and ability in this project.

DESIGN DECISIONS, INTERMEDIATE (SF 50243)

Any exhibit must have been created or redesigned by the exhibitor as part of their current Interior Design 4-H project. Exhibitors should be knowledgeable about various aspects of the project. Exhibits could include items such as, but not limited to, comparison studies of different products or techniques; made accessories, wall-hangings, window coverings, or furniture items; refinished or redesigned furniture; or a plan to solve some type of interior design problem. Exhibit should be appropriate to the exhibitor's age, skills and ability in this project.

DESIGN DECISIONS, ADVANCED (SF 50244)

Any exhibit must have been created or redesigned by the exhibitor as part of their current Interior Design 4-H project. Exhibitors should be knowledgeable about various aspects of the project. Exhibits could include items such as, but not limited to, comparison studies of different products or techniques; made accessories, wall-hangings, window coverings, or furniture items; refinished or redesigned furniture; or a plan to solve some type of interior design problem. Exhibit should be appropriate to the exhibitor's age, skills and ability in this project.

INTERIOR DESIGN INNOVATION CLASS (SF 50245)

Open to enrolled in Interior Design.

Demonstrate the skills and knowledge you have gained through the Interior Design project. The exhibit may include, but isn't limited to, original works, objects, demonstrations, digital presentations, programs, websites, games, apps, performances, or posters which you have made. Choose whatever method best shows what you've learned. Your exhibit should not fit in the other exhibit options for this project. You must furnish any equipment you need for your exhibit. Internet service will not be provided for the exhibit. All exhibits must include something visual, such as a printed copy of a digital presentation, which will remain on display during the exhibition. Electronic equipment will only be used during your personal judging time and will not remain on display during the entire exhibit period.

INTERIOR DESIGN READY4LIFE CHALLENGE (SF 50247)

Open to 11- to 18-year-olds enrolled in the Interior Design project.

Exhibits in this category must include the following: a) a physical representation of the career or business product such as a model, prototype or display/portfolio that includes images of accomplished work; b) verbal or written explanations that demonstrate knowledge of the related career or business fields, potential careers, and the appropriate requirements for achievement in those fields. The judging criteria for this class values thoroughness of career and/or business exploration and pursuit above the workmanship of the physical specimen on display.



CONSUMER EDUCATION

Each county may submit 2 entries total from 50168, 50169; and 1 entry from 50167.

ENTREPRENEURSHIP: BE THE E! (NOT STATE FAIR ELIGIBLE)

Exhibit a binder portfolio or display that includes the results of at least two completed activities from each year the exhibitor has been enrolled in the project. Completed activities from previous years should be included.

MY FINANCIAL FUTURE 1 BEGINNER (SF 50168)

Develop a Financial Planning portfolio which includes the items listed below. This project can be completed all in one year; or a member may take several years to explore each of the activities and develop a more detailed financial plan. The original OR photocopies of the completed activities from the project manual should be included in the portfolio. Each year enrolled in the project should build on previous year experiences.

- **First Year** – Complete a minimum of Activities 1-6 from the My Financial Future – Beginner project manual which includes: Who Needs This?; Let's get SMART; Bringing Home the Bacon; Managing Your Money Flow; My Money Personality; and Money Decisions.
- **Second Year and Beyond** – Complete a minimum of Activities 7-11 from the My Financial Future – Beginner project manual which includes: Banking your \$\$\$\$; Charging it Up; Check it Out; Better than a Piggy Bank!; and My Work; My Future.

MY FINANCIAL FUTURE 2 ADVANCED (SF 50169)

Building on your previous work in My Financial Future – Beginner project, continue adding to your Financial Planning portfolio which includes the items listed below. Members are encouraged to spend more than one year involved in this project, so they have time to thoroughly explore the learning modules and develop a greater understanding of financial literacy, planning for their future, and develop a comprehensive career and financial planning portfolio. The original OR photocopies of the completed activities from the project manual should be included in the portfolio. Each year enrolled in the project should build on previous year's learning experiences.

- **First Year** – Complete a minimum of two activities from Module 1: Earning Income and Career Planning and Module 2: Organizing Your Flow.
- **Second Year** – Complete all activities not previously completed in Module 1: Earning Income and Career Planning and Module 2: Organizing Your Flow; **AND** a minimum of two of the activities from Module 3: Working with Banks and Credit Unions: Bank on It and Module 4: Making Your \$ Work 4 U.
- **Third Year and Beyond** – Complete all activities not previously completed in Module 3: Working with Banks and Credit Unions: Bank on It and Module 4: Making Your \$ Work 4 U; **AND** a minimum of two activities from Module 5: Credit and Consumer Breadcrumbs.

CONSUMER ED READY4LIFE CHALLENGE (SF 50167)

Open to 11- to 18-year-olds enrolled in any Consumer Education project.

Exhibits in this category must include the following: a) a physical representation of the career or business product such as a model, prototype or display/portfolio that includes images of accomplished work; b) verbal or written explanations that demonstrate knowledge of the related career or business fields, potential careers, and the appropriate requirements for achievement in those fields. The judging criteria for this class values thoroughness of career and/or business exploration and pursuit above the workmanship of the physical specimen on display.

HUMAN DEVELOPMENT

Superintendent Carol Cowser

Phone 639-4395

Co-Superintendent Sally Ohlson

Phone 243-7508

CHILD DEVELOPMENT

Each county may submit 3 entries from 50141 and 1 entry from 50142.

CHILD DEVELOPMENT (SF 50141)

Prepare a display that demonstrates the skills and knowledge you have gained studying child development. Topics might include, but are not limited to, selecting age-appropriate toys and activities, explaining child behavior, or recognizing child safety concerns. The exhibit may include, but isn't limited to, original works, objects, demonstrations, digital presentations, programs, websites, games, apps, performances, or posters which you have made. Choose whatever method best shows what you've learned. You must furnish any equipment you need for your exhibit. Internet service will not be provided for the exhibit. All exhibits must include something visual, such as a printed copy of a digital presentation, which will remain on display during the exhibition. Electronic equipment will only be used during your personal judging time and will not remain on display during the entire exhibit period. For safety reasons, exhibits cannot include glass, syringes with needles or any other sharp objects.

CHILD DEVELOPMENT READY4LIFE CHALLENGE (SF 50142)

Open to 11- to 18-year-olds enrolled in the Child Development project

Exhibits in this category must include the following: a) a physical representation of the career or business product such as a model, prototype or display/portfolio that includes images of accomplished work; b) verbal or written explanations that demonstrate knowledge of the related career or business fields, potential careers, and the appropriate requirements for achievement in those fields. The judging criteria for this class values thoroughness of career and/or business exploration and pursuit above the workmanship of the physical specimen on display.

HEALTH

Each county may submit 3 entries total from 50226, 50227, 50228, 50229; and 1 entry from 50231.

HEALTH 1 (SF 50226)

Select four First Aid Skills and complete the activities for that section. Bring the project book and be prepared to discuss the completed sections. Exhibit a family first aid kit and be prepared to explain what each item is used for.

HEALTH 2 (SF 50227)

Select four Staying Healthy Skills and complete the activities for that section. Bring the project book and be prepared to discuss the completed sections. Exhibit a "smarts" project as explained in the project manual.

HEALTH 3 (SF 50228)

Select four Keeping Fit Skills and complete the activities for that section. Bring the project book and be prepared to discuss the completed sections. Exhibit a poster or display on one of the Keeping Fit Skills.

HEALTH INNOVATION CLASS (SF 50229)


Open to youth enrolled in Health 1, 2 or 3.


Demonstrate the skills and knowledge you have gained through the Health project. The exhibit may include, but isn't limited to, original works, objects, demonstrations, digital presentations, programs, websites, games, apps, performances, or posters which you have made. Choose whatever method best shows what you've learned. Your exhibit should not fit in the other exhibit options for this project. You must furnish any equipment you need for your exhibit. Internet service will not be provided for the exhibit. All exhibits must include something visual, such as a printed copy of a digital presentation, which will remain on display during the exhibition. Electronic equipment will only be used during your personal judging time and will not remain on display during the entire exhibit period.

HEALTH READY4LIFE CHALLENGE (SF 50231)

Open to 11- to 18-year-olds enrolled in any Health project.

Exhibits in this category must include the following: a) a physical representation of the career or business product such as a model, prototype or display/portfolio that includes images of accomplished work; b) verbal or written explanations that demonstrate knowledge of the related career or business fields, potential careers, and the appropriate requirements for achievement in those fields. The judging criteria for this class values thoroughness of career and/or business exploration and pursuit above the workmanship of the physical specimen on display.





CLOTHING & TEXTILES

Superintendent Carol Cowser
 Phone 639-4395
 Co-Superintendent..... Sally Ohlson
 Phone 243-7508

CLOTHING JUDGING DAY – JULY 12, 2022

Lillie M Evans Library
 207 N Walnut Ave
 Princeville, IL 61559

Each county may submit 3 STEAM entries total from 50151 a-c, 50152 a-c, 50153 a-c; 2 shopping entries from 50154, 50155, 50156; and 1 Ready4Life entry from 50157.

CLOTHING SHOW RULES

1. All garments and items must be purchased or constructed during the current 4-H year.
2. **IMPORTANT! All garments/items must be brought for display at the Peoria County 4-H Show to be eligible for premiums and State Fair selection. Bring your garments on a wire hanger in a clear plastic bag. Garments will be displayed during the 4-H Show at Exposition Gardens on August 3-5, 2022. If garments are not on display, premiums will be forfeited.** All exhibits entered in the clothing and textiles area will be judged based on their construction and fit (if applicable). Exhibitors bringing garments should not wear their garments when they arrive for judging as the garment will be reviewed by the judges for construction first. Exhibitors will be asked to change into the garment as the second step of the judging process. If the garment was constructed for another individual, that individual must be present to wear the garment for the judge. (Only the exhibitor who made the garment is eligible for ribbon and premium.) Construction and appearance will both be considered during judging. If a pattern was used to make the item, the pattern instructions, either written or electronic, are to be included with the exhibit. Exhibit tags should be attached to the garment, not to the hanger.
3. For constructed garments/items, bring your pattern instruction sheet with you as the judge may ask questions about various construction techniques you used.
4. Bring a description of your garment (regardless of whether it is constructed, purchased, non-clothing or restyled) for narration during the style show. It should be written neatly or typed on a large index card. Include your name, age, club, years in 4-H, description of your garment, fiber content, uses of garment, etc. Use the pattern envelope if you constructed the garment.
5. **IMPORTANT NOTE:** Members **CANNOT** exhibit in more than one Level of Clothing & Textiles. These are based on your sewing skills. Thus, if you are in STEAM Clothing I, you should not also be in STEAM Clothing 1 or 3. Each level has different show opportunities which you may do, but they must be in the same level.
6. **JUDGING PROCEDURE:** First, you will have your garment judged for proper construction techniques OR purchasing techniques, depending on whether you chose **STEAM Clothing** or **Shopping in Style**. Next, you will put the garment on to model it and have it judged for fit and appearance on the individual.

SCHEDULE:

- ❖ **9:00 – 9:45 AM** - Judging Time for all participants **that have more than 1 item** to be judged.
- ❖ **9:45 – 10:15 AM** - Judging Time for all participants that have only 1 item to be judged.
- ❖ **10:15 – 11:00 AM** - Selection & Announcement of Awards (Class champions & State Fair Delegates.)

*(This is a tentative schedule; judging may be completed earlier or later than scheduled. If you are exhibiting more than one project, please plan to arrive at 9:00 a.m. **All participants should plan to stay until after the selection and announcement of awards.**)*

Make sure you know when you are to be judged and when you are to be on the stage for modeling. Purchased and constructed garments will be evaluated on the member, in addition to the conference with the judge. Construction and appearance will both be considered.

IMPORTANT NOTE: ALL STEAM 1, 2, 3 and Shopping in Style Beginning, Intermediate & Advanced exhibits will be judged on this date. **This includes all non-wearable exhibits** such as Clothing Portfolio, Fabric Textile Scrapbook and posters, etc.

Members wishing to exhibit knitted items should enroll in Visual Arts Fiber (if original) or Visual Arts Heritage Arts (if made from a pattern). **We strongly encourage youth interested in pursuing quilting to enroll and exhibit in the Visual Arts Quilting project area.** Youth may still exhibit quilts in any level of Clothing as a “Sewn Non-Clothing” item, but these quilts will be judged using the Clothing rubric that evaluates the sewing skills and construction of the item. If exhibiting quilts in the Clothing area, all work on the quilt **MUST** be completed by the 4-H member. You cannot exhibit a quilt that was quilted by someone else. Quilts can be hand OR machine quilted as long as ALL work is completed by the exhibitor.

CLOTHING & TEXTILES CLASSES

FASHION REVUE (Not State Fair eligible)

All items constructed or purchased may be included in Fashion Revue and this includes pillows or other non-garment items. Exhibitors in this class may be enrolled in any of the following projects: STEAM Sewing 1-3 and/or Shopping in Style. (Please have a Clothing Revue Narration Form filled out and bring with you on Clothing Judging Day.)

**FASHION REVUE WILL BE HELD AT THE PORK CHOP BBQ DINNER PROGRAM ON
FRIDAY, AUGUST 5, 2022, AT 5:30 PM IN YOUTH BUILDING**

CLOTHING: STEAM

1. *Garments constructed for another person are eligible for exhibiting classes 50151-50154.*
2. *If a pattern was used to make the garment, pattern instructions are to be included with the exhibit.*
3. ***Garments/items will not be placed on display unless covered in a clear plastic bag (no garment bags).***
4. *Construction and appearance will both be considered. **Exhibit tags should be attached to the GARMENT, not to the hanger.***

STEAM CLOTHING 1 – FUNDamentals (SF 50151a, 50151b, 50151c)

Exhibit one of the following in either the Non-Sewn, Sewn Non-Clothing, or Sewn Clothing exhibit divisions

NON-SEWN EXHIBITS (SF 50151a) Exhibit one of the following:

- Clothing Portfolio – Complete at least three different samples/activities from Chapter 2 and/or Chapter 3 of the project manual. Examples of samples you might include: How Two Magically Become One, pages 85-86; No Fear of Fray, pages 93-95; Two Sides of the Moon, pages 97-99; On the Flip Side, pages 101-104; Basic Hand Sewing Skills, pages 106-108. The Portfolio should be placed in an 8 ½” x 11”, 3 ring binder. Include an appropriate cover, dividers, and table of contents. NOTE – additional pages can be

added each year but must be dated with the year. See pages 9-10 of the project manual for portfolio formatting.

- Fabric Textile Scrapbook – Must include at least 5 different textile samples. Use Textile Information Cards template on page 41 in the project manual to identify fabric swatches. Completed textile cards should be placed in an 8 ½" x 11", 3-ring binder. Include an appropriate cover. See project manual, pages 42-74, for fabric options and fabric science experiments.
- What's the Difference - What's the Price Point – Exhibit may include a notebook, poster, small display sharing a project comparison and price point. See activity, pages 118-120. Exhibit should include PHOTOS; NO actual PILLOWS.

Beginning Sewing Exhibits – exhibits in this class must be made from medium weight woven fabrics that will sew and press smoothly, flannel/fleece is acceptable. Solid color fabrics or those having an overall print are acceptable. NO PLAIDS, STRIPES, NAPPED or JERSEY KNIT. Patterns should be simple WITHOUT DARTS, SET-IN SLEEVES, and COLLARS. Raglan and loose flowing sleeves are acceptable.

SEWN NON-CLOTHING EXHIBITS (SF 50151b) Exhibit one of the following:

- Pillowcase
- Simple Pillow – no larger than 18" x 18"
- Bag/Purse – no zippers or buttonholes
- Other non-clothing item using skills learned in project manual

SEWN CLOTHING EXHIBITS (SF 50151c) Exhibit one of the following:

- Simple top
- Simple pants, shorts, or skirt – no zipper or buttonholes
- Simple Dress – no zipper or buttonholes
- Other – other wearable item using skills learned in project manual (apron, vest, etc.)

STEAM CLOTHING 2 – SIMPLY SEWING (SF 50152a, 50152b, 50152c)

Exhibit one of the following in either the Non-Sewn, Sewn Non-Clothing, or Sewn Clothing exhibit divisions:

NON-SEWN EXHIBITS (SF 50152a) Exhibit one of the following:

- Clothing Portfolio – Complete at least four different samples/activities from Chapters 2, 3 AND/OR 4 of the project manual. The Portfolio should be placed in an 8 ½" x 11", 3 ring binder. Include an appropriate cover, dividers, and table of contents. NOTE – this can be a continuation of a Portfolio created in STEAM Clothing 1. Additional pages can be added each year but must be dated with the year created. See project manual, pages 9-11, for portfolio formatting.
- Expanded Textile Science Scrapbook – Must include at least 10 different textile samples. Use Textile Information Cards template on page 9 in the project manual to identify fabric swatches. Completed textile cards should be placed in an 8 ½" x 11", 3 ring binder. Include an appropriate cover. See project manual, pages 40-82, for fabric science experiments.
- Design Basics – Understanding Design Principles – Exhibit should include a learning experience that demonstrates the design principles and elements involved when selecting fabric for clothing and accessories. See project manual, pages 17-20, for design suggestions.
- Entrepreneurial Sewing – Exhibit should highlight items you made for sale online. Create an exhibit that displays products you made and posted online. Refer to the project manual, pages 161-167, for information on how to analyze the cost of similar purchased items to determine pricing of your products. The exhibit may be a notebook, poster or small display.

SEWN NON-CLOTHING EXHIBITS (SF 50152b) Exhibit one of the following:

- Recycled Clothing Accessory – Create a clothing accessory made from a used item. The item must be changed in some way in the redesign process. The finished accessory must reflect at least one skill learned in the project and exhibitor should be able to identify the skill used. A before picture and a description of the redesign process must accompany the exhibit. Clothing accessory may include: hat, bag, scarf, belt, etc.
- Non-Clothing Item OR Clothing Accessory – Create a non-clothing item or clothing accessory using at least one skill learned in this project. Exhibitor should be able to identify the skill used.

SEWN CLOTHING EXHIBITS (SF 50152c) Exhibit one of the following:

- Recycled Clothing – Create a garment from used textile-based items. The original used item must be redesigned (not just embellished or decorated) in some way to create a new wearable piece of clothing. The finished garment must reflect at least one skill learned in this project and exhibitor should be able to identify the skill used. A before picture and a description of the redesign process must accompany the exhibit.
- Constructed garment – Any garment with facings or curves. Should use at least one skill learned in this project and exhibitor should be able to identify the skills used. Garment should be appropriate for the age and experience of the member.

STEAM CLOTHING 3 – A STITCH FURTHER (SF 50153a, 50153b, 50153c)

Exhibit one of the following in either the Non-Sewn, Sewn Non-Clothing, or Sewn Clothing exhibit divisions:

NON-SEWN EXHIBITS (SF 50153a) Exhibit one of the following:

- Clothing Portfolio – Complete at least four different samples/activities from Chapters 2, 3 AND/OR 4 of the project manual. The Portfolio should be placed in an 8 ½" x 11", 3 ring binder. Include an appropriate cover, dividers, and table of contents. NOTE – this can be a continuation of a Portfolio created in STEAM Clothing 1 and/or STEM Clothing 2. Additional pages can be added each year but must be dated with the year created. See project manual, pages 11-13, for portfolio formatting.
- Expanded Textile Science Scrapbook – Must include at least 10 different textile samples. Use Textile Information Cards template on page 29 in the project manual to identify fabric swatches. Completed textile cards should be placed in an 8 ½" x 11", 3 ring binder. Include an appropriate cover. See project manual, pages 39-52, for fabric science experiments.
- Advanced Entrepreneurial Sewing – Using knowledge gained in project manual, Chapter 5, display one sample product with a business plan that includes a business ID and logo. The exhibit may be a notebook, poster, or small display.

SEWN NON-CLOTHING EXHIBIT (SF 50153b) Exhibit one of the following:

- Recycled Clothing Accessory – Create a clothing accessory made from a used item. The item must be changed in some way in the redesign process. The finished accessory must reflect at least one skill learned in the project and exhibitor should be able to identify the skill used. A before picture and a description of the redesign process must accompany the exhibit.
- Non-Clothing Item OR Clothing Accessory – Create a non-clothing item or clothing accessory using at least one skill learned in this project. Exhibitor should be able to identify the skill used.

SEWN CLOTHING EXHIBIT (SF 50153c) Exhibit one of the following:

- Recycled Clothing – Create a garment from used textile-based items. The original used item must be redesigned (not just embellished or decorated) in some way to create a new wearable piece of clothing. The finished garment must reflect at least one skill learned in this project and exhibitor should be able to

identify the skill used. A before picture and a description of the redesign process must accompany the exhibit.

- Constructed garment – Any garment constructed by the member which is appropriate for the age and experience of the exhibitor. Should use at least one skill learned in this project and exhibitor should be able to identify the skills used. Possible examples are wool garment, dress or jacket with set in sleeves and zipper or buttons and button holes, suit, evening gown or sport outfit.

Any member wanting to show a ‘purchased garment’ should be enrolled in the Shopping in Style Project. Exhibitors must follow the guidelines specified in that project category as listed below. Exhibitors can be enrolled in both STEAM Clothing and Shopping in Style.

CLOTHING: SHOPPING IN STYLE

Exhibit one of the following options that align with the Shopping in Style level. If a garment is part of the 4-H exhibit, exhibitors should put the garment on PRIOR to their judging time.

Shopping in Style: Members are encouraged to spend more than one year involved in this project, so they have time to learn what clothing styles look best on them while they also gain skills in building a versatile wardrobe and staying within their budget. Each year enrolled in Shopping should build on the previous year’s learning experience

SHOPPING IN STYLE (SF 50154, 50155, 50156)

BEGINNING (SF 50154) (Levels 1 & 2)– Choose one of the following activities from Unit 1 or Unit 2 of the project book:

- Exhibit should consist of a garment that reflects your personal style along with a poster or report that 1) explains how this garment reflects your style and how it influences what others think of you; OR 2) how your personal style either aligns or contradicts what is considered to be “in style” today. OR
- Exhibit should include a garment you purchased along with a poster or report that explains or illustrates how this garment is either 1) a modern version of a fad or fashion from an earlier decade; OR 2) how this garment reflects a different ethnic or cultural influence. Exhibit should include garment you purchased along with a poster or report that provides 1) a body shape discussion and how body shape influences clothing selections; OR 2) a color discussion that provides an overview of how different colors complement different hair colors and skin tones and how that influenced garment selection. Poster or report may include pictures from magazines, the internet or actual photos of garments. OR
- Exhibit should include garment you purchased along with a poster or report that 1) explains how this garment uses the principles of design lines to create an illusion to alter appearance; OR 2) explains how color and texture of fabrics can complement or enhance appearance. Poster or report may include pictures from magazines, the internet, or actual photos of garments.

INTERMEDIATE (SF 50155) (Levels 3 & 4) – Choose one of the following activities from Unit 3 or Unit 4 of the project:

- Exhibit should include two clothing items that were previously a part of your wardrobe that still fit but you don’t wear anymore and pair them with something new to make them wearable again. Also include a report that explains why the garment was not being worn and what you did to transform it into a wearable garment again. OR
- Exhibit should include at least five pieces of clothing that exhibitor can mix and match to create multiple outfits. Include a poster or report that includes a clothing inventory AND describes what you have learned by completing this activity. OR
- Exhibit should include garment you purchased along with a poster or report that 1) includes a wardrobe inventory which indicates why you selected the garment you did, clothing budget, and cost of garment;

OR 2) explains how advertising influences clothing purchases, making a distinction between wants and needs; and how the purchase of this garment compliments and/or extends your wardrobe. OR

- Exhibit should include garment you purchased along with a poster or report that 1) describes a cost comparison of this item completed by the exhibitor when purchasing the garment; should include variety of shopping options and/or price tracking at stores over a period of time; OR 2) provides a quality comparison rating the specific clothing item purchased based on care, construction, cost and unique features; should include construction quality details, design features that influenced selection, cost per wearing, and garment care.

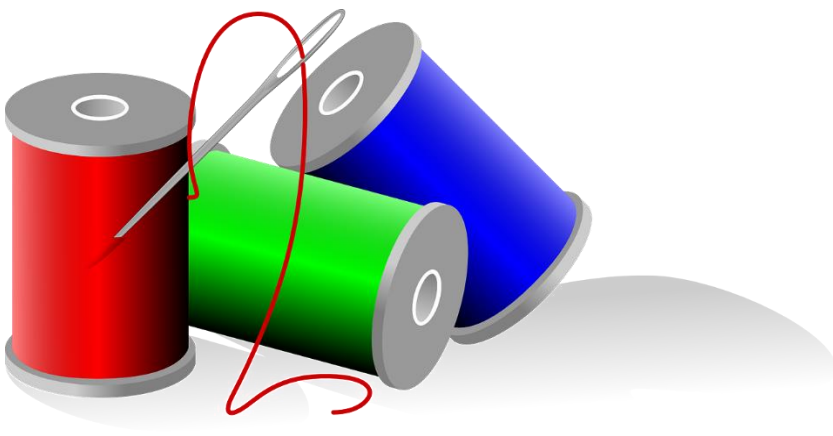
ADVANCED (SF 50156) (Levels 5 & 6) – Choose one of the following activities from Unit 5 or Unit 6 of the project book:

- Exhibit should include garment you purchased along with a poster or report that summarizes care requirements not only for this garment but also for garments made of other natural and synthetic fibers; exhibit should also include a care cost analysis for garments of different fibers. OR
- Exhibit should include garment you purchased which you have repaired or altered along with a poster or report that provides a clothing inventory list which includes cost savings for repaired items as compared to purchasing replacement garments.
- Exhibit should include multiple garments you purchased along with a poster or report that provides plans and commentary for a fashion show that would capture the attention of an audience. Fashion show plans should identify target audience, include show venue, purpose of the show, and logistical plan for the fashion show. This should also include a financial plan. Exhibitor should be prepared to demonstrate modeling skills.

SEWING & TEXTILES READY4LIFE CHALLENGE (SF 50157)

Open to 11- to 18-year-olds enrolled in any Sewing & Textiles project.

Exhibits in this category must include the following: a) a physical representation of the career or business product such as a model, prototype or display/portfolio that includes images of accomplished work; b) verbal or written explanations that demonstrate knowledge of the related career or business fields, potential careers, and the appropriate requirements for achievement in those fields. The judging criteria for this class values thoroughness of career and/or business exploration and pursuit above the workmanship of the physical specimen on display.





FOODS & NUTRITION

Superintendent.....Neva Ryneerson
Phone.....224-9736

FOOD DISPLAY RULES

Recipes **must** come from the corresponding Project Manuals unless otherwise stated. Follow the exhibit instruction under your Nutrition Project title. All food exhibits must be on a disposable **WHITE** plate and should be displayed in a **self-sealing clear plastic bag**. (NO COLORED WRAP OR DESIGNER / DECORATED PLATES.) A plastic wrapped or bagged food project sample for the Judge to taste should be attached to the food exhibit unless otherwise stated.

NOTE: Members may have more than one entry in the Food classes where applicable.

Each county may submit 7 entries total from any of these food classes: 50200 A-C, 50201 A-C, 50202 A-E, 50203 A-D, 50204, 50206, 50208 A-F, 50211; and 1 entry from 50210.

4-H COOKING 101 (SF 50200A, 50200B, 50200C)

Using the recipes included in the project manual, prepare an exhibit for **one** of the classes below. No icing should be on any products. If you make changes to the recipe, bring a copy of the recipe with your changes. Bars, coffeecake, or cookies should be displayed on a disposable plate placed in a zip-sealing plastic bag. **In addition to your food exhibit**, complete the *What's on Your Plate? Activity* on pages 10-11 in the 4-H Cooking 101 project manual. Bring a document with printed pictures of your 3 or more plates and the answers to questions 1-7 to remain on display with your project. The words on the plates must be legible and clearly visible in the picture. Pictures, graphics or photos are acceptable.

- **CEREAL BARS (SF 50200A)** - 3 cereal marshmallow bars
- **COFFEECAKE (SF 50200B)** - ¼ of 8" square or round coffeecake
- **COOKIES (SF 50200C)** - 3 cookies

4-H COOKING 201 (SF 50201A, 50201B, 50201C)

Using the recipes included in the project manual, prepare an exhibit for **one** of the classes below. If you make changes to the recipe, bring a copy of the recipe with your changes. Bread, muffins, or scones should be displayed on a disposable plate placed in a zip-sealing plastic bag. **In addition to your food exhibit**, complete *Experiment with Meal Planning Activity* on page 91 in the 4-H Cooking 201 project manual. Bring either page 91 with your completed answers or a document with the answers to remain on display with your project along with a picture of the meal you prepared. You do **not** need to complete the Challenge Yourself section on page 91.

- **MUFFINS (SF 50201A)** - 3 cheese muffins
- **SCONES (SF 50201B)** - 3 scones
- **NUT BREAD (SF 50201C)** - ½ loaf (9" x 5") of basic nut bread

4-H COOKING 301 (SF 50202A, 50202B, 50202C, 50202D, 50202E)

Using the recipes included in the project manual, prepare an exhibit for **one** of the classes below. If icing is used on the tea ring or sweet rolls, the recipe for the icing must also come from the book. The yeast bread/roll dough may be prepared in a bread making machine; however prepared mixes are not permitted. If you make changes to the recipe, bring a copy of the recipe with your changes. Display exhibit on a disposable plate or pie tin and place in a zip-sealing plastic bag. **In addition to your food exhibit**, complete one of the six experiments: *Experiment with Flour* p. 33-34, *Experiment with Kneading* p. 35-36, *Experiment with Yeast* p. 37-38 or 39, *Experiment with Butter* p.

62-63 or *Experiment with Cheese* p. 104-105. Bring a document with a printed picture of your experiment and the answers to the experiment questions to remain on display with your project.

- **DINNER ROLLS (SF 50202A)** - 3 dinner rolls
- **YEAST BREAD (SF 50202B)** - loaf of yeast bread
- **TEA RING (SF 50202C)** - 1 tea ring
- **SWEET ROLLS (SF 50202D)** - 3 sweet rolls
- **CAKE (SF 50202E)** - one layer of a rich white cake or rich chocolate cake, top side up (**without frosting**)

4-H COOKING 401 (SF 50203A, 50203B, 50203C, 50203D)

Using the recipes included in the project manual, prepare an exhibit for **one** of the classes below. If you make changes to the recipe, bring a copy of the recipe with your changes. Display exhibit on a disposable plate and place in a zip-sealing plastic bag. **In addition to your food exhibit**, pick one of the recipes from Cooking 401 that is not a choice for exhibit. Make the recipe and take a picture of the results. Bring a document with a printed picture of the food you made from the recipe and the answers to the following two questions: 1.) If you made this recipe again, what would you do differently? 2.) What did you learn that can help you in other ways besides preparing food?

- **FOCACCIA BREAD (SF 50203A)** - $\frac{1}{4}$ of a 15" x 10" loaf of focaccia bread (do not include dipping oil)
- **PIE SHELL (SF 50203B)** - one baked pie shell – traditional, oil, or whole wheat (no graham cracker)
- **SPONGE CAKE (SF 50203C)** - $\frac{1}{4}$ golden sponge cake, top side up, without frosting
- **FRENCH BREAD (SF 50203D)** - $\frac{1}{2}$ loaf French bread

FOOD SCIENCE 1 (SF 50204)


Prepare a display, digital presentation, or poster on one of the food science experiments from the manual that you completed. Share 1) the food science question you investigated; 2) process used to conduct the experiment; 3) results and observations; 4) what you learned; and 5) how you have applied this information. You must furnish any equipment you need for the exhibit. Internet service is not provided. All exhibits must include something visual, such as a printed copy of a digital presentation. Electronic equipment will only be used during your judging time and will not remain on display during the exhibit period.

FOOD SCIENCE 2 (SF 50204)

Prepare a display, digital presentation, or poster on one of the food science experiments from the manual that you completed. Share 1) the food science question you investigated; 2) process used to conduct the experiment; 3) results and observations; 4) what you learned; and 5) how you have applied this information. You must furnish any equipment you need for the exhibit. Internet service is not provided. All exhibits must include something visual, such as a printed copy of a digital presentation. Electronic equipment will only be used during your judging time and will not remain on display during the exhibit period.

FOOD SCIENCE 3 (SF 50204)

Prepare a display, digital presentation, or poster on one of the food science experiments from the manual that you completed. Share 1) the food science question you investigated; 2) process used to conduct the experiment; 3) results and observations; 4) what you learned; and 5) how you have applied this information. You must furnish any equipment you need for the exhibit. Internet service is not provided. All exhibits must include something visual, such as a printed copy of a digital presentation. Electronic equipment will only be used during your judging time and will not remain on display during the exhibit period.



FOOD SCIENCE 4 (SF 50204)

Prepare a display, digital presentation, or poster on one of the food science experiments from the manual that you completed. Share 1) the food science question you investigated; 2) process used to conduct the experiment; 3) results and observations; 4) what you learned; and 5) how you have applied this information. You must furnish any equipment you need for the exhibit. Internet service is not provided. All exhibits must include something visual, such as a printed copy of a digital presentation. Electronic equipment will only be used during your judging time and will not remain on display during the exhibit period.

SPORTS NUTRITION (SF 50206)

Prepare a display, digital presentation, or poster on one of the activity chapters in the manual that you completed. The activity chapters are listed by page number in the table of contents. Your exhibit should include, at minimum, information on one physical fitness component and one food/recipe component from the activity chapter. The exhibit should include the project manual with the pages of the activity completed. You may also include live demonstration of physical activities. Do not bring food made using the recipes, but consider adding pictures of the completed recipes to your exhibit. You must furnish any equipment you need for the exhibit. Internet service is not provided. All exhibits must include something visual, such as a printed copy of a digital presentation. Electronic equipment will only be used during your judging time and will not remain on display during the exhibit period.

Examples for Activity 1

- Example A: Make a video of yourself practicing flexibility, strength and endurance physical fitness activities and making pasta salad with different vegetable, pasta and dressing ideas. Bring a screenshot and brief description of your video to leave on display.
- Example B: Make a poster of pictures of flexibility, strength and endurance physical fitness activities and information on the results of making the spinach and mandarin orange salad. Include answers to the questions in the book.

FOOD PRESERVATION (SF 50208a, 50208b, 50208c, 50208d, 50208e, 50208f)

Prepare an exhibit using ONE of the following food preservation methods: canning; freezing; drying; pickles/relishes; jams, jellies and preserves **OR** a combination of these (see Preservation Combination option below), excluding Freezing. **No freezer jam exhibits will be allowed for Freezing; Jams, Jellies, and Preserves; or for the Preservation Combination options.**

- **CANNING (SF50208a)** – The exhibit should include two different canned foods in appropriate jars for the products. Food may be fruit, vegetable, or tomato product (i.e. salsa, juice, etc.).
- **FREEZING (SF50208b)** – Prepare a nutrition display that illustrates a freezing principle. There is NOT a food exhibit option for this preservation method.
- **DRYING (SF50208c)** – Exhibit two (2) different dried foods packed in plastic food storage bags. Choose from fruit, vegetable, fruit leather or meat jerky.
- **PICKLES AND RELISHES (SF50208d)** – Exhibit two (2) pint jars of different recipes of pickles and/or relishes.
- **JAMES, JELLIES, AND PRESERVES (SF50208e)** – Exhibit two (2) half-pint jars of two different jams, jellies, and/or preserves.
- **PRESERVATION COMBINATION (SF50208f)** – Exhibit two (2) different preserved food products, excluding Freezing, in appropriate jars/packaging (Drying). For example, exhibit 1 jar of tomatoes (Canning) and 1 half-pint of jelly (Jams, Jellies, and Preserves).

All preserved products should be prepared and processed according to the current USDA/Extension information. USDA information on preserving food, including recipes, can be found at: www.homefoodpreservation.com or <https://extension.illinois.edu/food/food-preservation>. Recipes must be processed in a water-bath or pressure canner.

All food preservation exhibits must be labeled with: 1) The name of the food; 2) The date preserved; 3) Appropriate method(s) of food preservation (For canned projects: boiling water bath or pressure canner; For drying projects: Specify equipment used (food dehydrator, oven, etc.)). Examples:

- Strawberry jam, boiling water bath. July 13, 2021.
- Green beans, pressure canner. July 13, 2021.
- Beef jerky, food dehydrator and oven. July 13, 2021.

All food preservation exhibits must be accompanied with the recipe(s) – typed or written, with the source of the recipe(s) listed. Required recipes and sources for food preservation exhibits – all food preservation recipes must be from an approved source. Those sources are:

- *PUT IT UP! Food Preservation for Youth* manuals
- U.S. Department of Agriculture (USDA)
- National Center for Home Food Preservation
- Ball/Kerr Canning (recipes after 1985)
- Mrs. Wages



DO NOT BRING RECIPES FROM: Magazine or newspaper clippings, Pinterest (unless it is from a source listed above), grandmas or a recipe from a family member or friend without a source, cookbooks (excluding the Ball, Kerr and Put It Up! book).

Canning Equipment Requirements: All canned products must be canned in clear, standard jars in good condition (no chips or cracks). Jars must be sealed using two-piece canning lids (flat lid and band). Must use a new, unused flat lid. Bands must not be rusty or severely worn.

FOODS INNOVATION CLASS (SF 50211)

Open to youth enrolled in any Foods project.

Demonstrate the skills and knowledge you have gained through the project. The exhibit may include, but isn't limited to, original recipes, results of experiments not in the foods project books, variations on recipes or experimenting with unique cooking or baking methods. Your work can be displayed by a food product, demonstrations, digital presentations, performances, or posters which you have made. Choose whatever method best shows what you've learned. Your exhibit should not fit in the other exhibit options for this project. You must furnish any equipment you need for your exhibit. Internet service will not be provided for the exhibit. All exhibits must include something visual, such as a printed copy of a digital presentation, which will remain on display during the exhibition. Electronic equipment will only be used during your personal judging time and will not remain on display during the entire exhibit period. If you bring a food product, the food will NOT be tasted.

FOODS NUTRITION READY4LIFE CHALLENGE (SF 50210)

Open to 11- to 18-year-olds enrolled in any Foods project

Exhibits in this category must include the following: a) a physical representation of the career or business product such as a model, prototype or display/portfolio that includes images of accomplished work; b) verbal or written explanations that demonstrate knowledge of the related career or business fields, potential careers, and the appropriate requirements for achievement in those fields. The judging criteria for this class values thoroughness of career and/or business exploration and pursuit above the workmanship of the physical specimen on display.

COUNTY FOODS PROJECTS - No State Fair entries. NO premiums will be paid for County exhibits.

BEGINNING CANDY MAKING

Exhibit 4 pieces of fudge using any recipe of your choosing. Place 3 pieces on a 6" **WHITE** disposable plate placed in a **self-sealing clear plastic bag**. A fourth piece of fudge should be wrapped in clear plastic wrap and attached for the judge to sample.

ADVANCED CANDY MAKING

Exhibit 3 pieces of candy of your choosing (other than fudge) on a 6" **WHITE** disposable plate placed in a **self-sealing clear plastic bag**. A fourth piece of candy should be wrapped in clear plastic wrap and attached for the judge to sample.



COMMUNICATIONS – ALL UNITS

Superintendent Susan Unsicker

Phone 256-3358

COMMUNICATIONS

Each county may submit 2 entries total from 50367, 50368, 50369; and 1 entry from 50370.

COMMUNICATIONS 1 (SF 50368)

For 1st year enrolled in project: Exhibit a binder portfolio showcasing at least three activities from the project manual. Show basic activities and anything that extended lessons. For 2nd and 3rd years in project: Include everything from earlier years' work and add a section showcasing at least four additional activities per year.

COMMUNICATIONS 2 (SF 50368)

For 1st year enrolled in project: Exhibit a binder portfolio showcasing at least three activities from the project manual. Show basic activities and anything that extended lessons. For 2nd and 3rd years in project: Include everything from earlier years' work and add a section showcasing at least four additional activities per year.

COMMUNICATIONS 3 (SF 50368)

For 1st year enrolled in project: Exhibit a binder portfolio showcasing at least three activities from the project manual. Show basic activities and anything that extended lessons. For 2nd and 3rd years in project: Include everything from earlier years' work and add a section showcasing at least four additional activities per year.

CREATIVE WRITING (SF 50367)

(County Level) To provide the best learning experience, it is suggested that counties receive submissions in this class prior to the exhibition date to allow a judge adequate time to read the submissions and provide meaningful review. Each member may submit only one entry per class. Each entry is to be typewritten on 8 ½" x 11" paper and include the exhibitor's name. Entries must be original and **written for the 4-H project**. Stories should be double-spaced. Poems may be single-spaced.

- **RHYMED POETRY** – An interpretation of a subject in rhymed verse. Submit a collection of three poems.
- **FREE STYLE POETRY** – An interpretation of a subject in unrhymed verse. Submit a collection of three poems.
- **SHORT STORY** – A fiction piece comprised of three basic elements: a theme, a plot and characters. Submit one story, maximum length: 2,000 words.
- **ESSAY** – A short nonfiction composition in which a theme is developed or an idea is expressed. Submit one essay, maximum length: 500 words.
- **FEATURE STORY** – Nonfiction human-interest story judged on interest to readers, writing style, readability, and thoroughness of coverage. Submit one story, maximum length: 1,000 words.

State Level Creative Writing: If promoted to state, follow the instructions below to submit your entry.

1. Members are strongly encouraged to upload their submission to the State Creative Writing Box folder at least two days prior to the beginning of State Fair. Members need to include their name and county in the title of the file. Upload files to:
<https://uofi.app.box.com/f/bdfd27ca56d6411bad64967978e5c2ed>
2. Members are also required to bring hard copy of their project to drop off the morning that their county is exhibiting at the state fair.

JOURNALISM (SF 50369)

Exhibit a binder portfolio showing the results of the appropriate year's activities noted below:

- YEAR 1: Accomplishments of a minimum of 5, 2-star activities from Part 1, answering all the questions in the activities.
- YEAR 2: Results of doing a minimum of 5, 2-star activities in Part 2, answering all the questions in the activities.
- YEAR 3: Results of doing a minimum of 5, 3-star activities from Parts 1 and 2. One of the activities must include writing an advance story, a follow-up story, or a feature story.
- YEAR 4: Results of doing at least 2, 2-star activities and 3, 3-star activities from Part 3. If the activities include making an audio or videotape, State Fair will provide a way for the judge to view or listen to it.

COMMUNICATIONS READY4LIFE CHALLENGE (SF 50370)

Open to 11- to 18-year-olds enrolled in any Communications project.

Exhibits in this category must include the following: a) a physical representation of the career or business product such as a model, prototype or display/portfolio that includes images of accomplished work; b) verbal or written explanations that demonstrate knowledge of the related career or business fields, potential careers, and the appropriate requirements for achievement in those fields. The judging criteria for this class values thoroughness of career and/or business exploration and pursuit above the workmanship of the physical specimen on display.

COMMUNICATIONS: PUBLIC PRESENTATIONS

**The 2022 Peoria County Public Presentations will be held
on Tuesday, March 29 at the Peoria County Extension Office.**

Enrollment in the Public Presentations project is required to participate in this section. No live animals are allowed in speeches. Counties may advance a total of 3 entries from any category to the state contest. A 4-H member may advance in one individual category and one team category.

FORMAL SPEECH | SELF-WRITTEN | NOTES ALLOWED | NO PROPS | INDIVIDUAL | BEGINNER (SF 50501A): 2-4 MINUTES; ADVANCED (SF 50501B): 4-6 MINUTES

Formal Speeches share the presenter's own unique view and are intended to motivate, persuade, or inform an audience and may include a call to action. Youth deliver a speech on any topic they wish.

ILLUSTRATED SPEECH | SELF-WRITTEN | NOTES ALLOWED | ILLUSTRATIONS REQUIRED | INDIVIDUAL | BEGINNER (SF 50503A): 2-4 MINUTES; ADVANCED (SF 50503B): 4-6 MINUTES

Illustrated Speeches may be used to inform, persuade, or motivate the audience while using a visual aid. Visual aids may be two dimensional, three-dimensional, or digital. Youth may include audience participation. Digital visual aids must be stored on a USB flash drive. Illustrated speeches may be:

- How-to demonstrations which show the audience how to do something.
- Object lessons which use objects as metaphors to share a message.
- Educational models where drawings or diagrams help explain a topic.

ORIGINAL WORKS | SELF-WRITTEN | NOTES ALLOWED | PROPS AND COSTUMES ALLOWED | INDIVIDUAL OR 2-PERSON TEAM | MANUSCRIPTS SENT IN ADVANCE | 4-6 MINUTES

Original works must be written entirely by the presenter. It may be presented as an individual or a two-person team entry. Manuscripts must be sent in advance to the contest. Presentations may be designed for TV, radio, or online media and must be presented live. The types of entries could include:

- Prose and Short Stories

- Poetry
- Broadcast Media Program
- Theatrical
- Combined Program: Combine any number of the above elements along with other creative presentation forms

ORAL INTERPRETATION | PUBLISHED WORK | PROPS AND COSTUMES ALLOWED | INDIVIDUAL OR 2-PERSON TEAM | MANUSCRIPTS SENT IN ADVANCE | 4-6 MINUTES

Presentations in Oral Interpretation must be published works, and manuscripts or transcripts must be submitted prior to the event. They may be presented as an individual or a two-person team entry. The types of entries could include:

- Prose and Short Stories
- Poetry
- Theatrical Interpretation
- Published Speech Recitation: Excerpt from a spoken presentation delivered by a public figure, such as Winston Churchill, Dr. Martin Luther King, Jr., or Maya Angelou
- Combined Program: Combine any number of the above elements along with other creative presentation forms

PHOTOGRAPHY

Each county may submit 3 entries total from 50268, 50269, 50270, 50271, 50272; and 1 entry from 50274.

ALL photos in exhibits must have been taken by the exhibitor. Photo/Model releases from individuals pictured in the exhibitor's photographs are required unless the photograph is of a group in a public place where identification would not be an issue. The release can be obtained at:

<https://4h.extension.illinois.edu/members/projects/photography>. Photos may be taken with a camera, an electronic tablet (i.e. iPad), or a cell phone.

ALL photos must be accompanied by details of the camera settings that include:

- Camera/device used
- Aperture (F-stop)
- Exposure time (shutter speed)
- ISO (film/sensor sensitivity)
- Lighting used (flash, artificial, sunlight, other)
- Lens Filters (Ultra-Violet, Polarizing, etc.) if used

Additional details required for Photo Editing **ONLY**:

- Photo editing software/application used (required for ALL edits and retouches except for cropping)
- Filters used (lens filters and or digital/software filters)

Members are allowed to shoot on a camera's automatic setting, but should be able to find the metadata information on the photo to discuss the information above.

The exhibition size requirements for all photographs will be:

- Minimum image size: 5" x 7"
- Maximum image size: 8" x 10"
- Maximum exhibit size (including frame): 18" x 20"

All exhibitors must include unframed (taped to the back of the framed exhibit or attached to the project booklet) **original or un-edited** versions of either the same subject or the examples of the same technique that the framed

image represents. This will assist the judge in understanding the choices made by the photographer to build the exhibited composition.

PHOTOGRAPHY 1 (SF 50268)

Exhibit one framed photo which demonstrates your understanding of a technique you learned from your Photography 1 project manual. No photo editing is allowed in this class except cropping and red eye removal. Be prepared to show the page in the manual of the technique you are demonstrating.

PHOTOGRAPHY 2 (SF 50269)

Exhibit one of the options listed below:

- Exhibit one framed 8" x 10" close-up photograph using the skills learned on page 62-63 (section: Bits and Pieces) of the project manual titled *Next Level Photography*. No photo editing is allowed in this class except cropping and red eye removal;
OR
- Exhibit one framed 8" x 10" photo which demonstrate your understanding of a technique you learned from your Photography 2 project manual. No photo editing is allowed in this class except cropping and red eye removal. Be prepared to show the page in the manual of the technique you are demonstrating

PHOTOGRAPHY 3 (SF 50270)

Exhibit one of the options listed below:

- Exhibit one framed 8" x 10" still-life photo that demonstrates good composition, including color, form, texture, lighting and depth of field. No photo editing is allowed in this class except cropping and red eye removal;
OR
- Exhibit one framed 8" x 10" photo which demonstrates your understanding of a technique you learned from your Photography 3 project manual. No photo editing is allowed in this class except cropping and red eye removal. Be prepared to show the page in the manual of the technique you are demonstrating.

PHOTO EDITING (SF 50271)

Open to members in Photography 1, Photography 2, and Photography 3.

Exhibit one framed 8" x 10" photo that has been altered using digital photo-editing techniques (beyond cropping and red-eye reduction). Include a print of the original photo(s), taped to the back of the photo frame. Photos in which an automatic filter was applied at the time the photograph was taken will not be eligible for award.

PHOTOGRAPHY INNOVATION CLASS: (SF 50272)

Open to youth enrolled in Photography 1, 2, and 3.

Demonstrate the skills and knowledge you have gained through the Photography project. **Your exhibit should not fit in the other exhibit options for this project.** The exhibit may include, but isn't limited to, original works, objects, demonstrations, digital presentations, programs, websites, games, apps, performances, or posters which you have made. Choose whatever method best shows what you've learned. You must furnish any equipment you need for your exhibit. Internet service will not be provided for the exhibit. Electronic equipment will only be used during your personal judging time and will not remain on display during the entire exhibit period. All exhibits must include one framed photo illustrative of the work you are presenting.

PHOTOGRAPHY READY4LIFE CHALLENGE (SF 50274)

Open to 11- to 18-year-olds enrolled in any Photography project

Exhibits in this category must include the following: a) a physical representation of the career or business product such as a model, prototype or display/portfolio that includes images of accomplished work; b) verbal or written explanations that demonstrate knowledge of the related career or business fields, potential careers, and the appropriate requirements for achievement in those fields. The judging criteria for this class values thoroughness of career and/or business exploration and pursuit above the workmanship of the physical specimen on display.

VIDEO/FILMMAKING

Each county may submit 3 entries total from 50324, 50325, 50326, 50327, 50328; and 1 entry from 50330. Enrollment in the Video project is required to exhibit in the classes in this section.

All Exhibitors must bring their video to be judged on a USB flash drive and saved in .MP4 format. Exhibitors are encouraged to post their video on YouTube.com in advance of State Fair. Exhibitors may choose whether to make the video “public, unlisted” (someone must have the link to view it), or “private” (only people you choose may view it). This will allow fairgoers to view the exhibits on display. There will be monitors at the exhibit table for viewing videos so exhibitors will NOT need to bring a laptop or device for viewing.

Requirements that apply to ALL video classes:

Video submissions should be no longer than five (5) minutes in length (unless noted differently in class description). Videos are to be original and a result of the member’s current year’s work. Criteria for judging shall include: (1) Evidence of story line; (2) Use of camera angles; (3) Use of zooming techniques; and (4) Smoothness of scene changes. Image and sound quality will be considered in relation to equipment available to and used by exhibitor. All videos should comply with copyright regulations and display an image that is appropriate for 4-H audiences. No time or date should be imprinted on the video footage. All videos should include an opening title screen, as well as closing credits which include date of production, name of video exhibitor and research sources if appropriate. All Video/Filmmaking exhibitors must include a printed copy of materials which will remain on display.

COMMERCIAL OR PROMOTIONAL VIDEO (SF-50324)

Prepare a short video (30 seconds to 1 minute in length) that promotes an event, advertises a specific project/product, or is a public service announcement. The video should demonstrate skills in making and editing video.

ANIMATED VIDEO (SF 50325)

Video in this class should represent creative animation of original artwork created by the exhibitor and may include stop motion techniques. Media might include images created with graphics software or hand-drawn images.

DOCUMENTARY (SF 50326)

Video in this class should represent a research-based investigation into a topic of choice. Video credits should list research sources and may include paper or electronically published materials, as well as interviews with experts or constituents related to the topic of investigation.

SHORT STORY OR SHORT NARRATIVE (SF 50327)

Prepare a short video that tells a story. The video should demonstrate skills in making and editing video.

VIDEO/FILMMAKING INNOVATION CLASS (SF 50328)

Open to youth enrolled in Video/Filmmaking

Demonstrate the skills and knowledge you have gained through the Video project. **Your exhibit should not fit in the other exhibit options for this project.** The exhibit may include, but isn't limited to, original works, objects, demonstrations, digital presentations, programs, websites, games, apps, performances, or posters which you have made. Choose whatever method best shows what you've learned. You must furnish any equipment you need for your exhibit. Internet service will not be provided for the exhibit. All exhibits must include something visual, such as a printed copy of a digital presentation, which will remain on display during the exhibition. Electronic equipment will only be used during your personal judging time and will not remain on display during the entire exhibit period.

VIDEO/FILM READY4LIFE CHALLENGE (SF 50330)

Open to 11- to 18-year-olds enrolled in any Video/Film project.

Exhibits in this category must include the following: a) a physical representation of the career or business product such as a model, prototype or display/portfolio that includes images of accomplished work; b) verbal or written explanations that demonstrate knowledge of the related career or business fields, potential careers, and the appropriate requirements for achievement in those fields. The judging criteria for this class values thoroughness of career and/or business exploration and pursuit above the workmanship of the physical specimen on display.



VISUAL ARTS

SuperintendentLisa Sweet
Phone 389-5039

VISUAL ARTS

Each county may submit one entry from these projects:

- Food/Cake Decorating (1 total from 50332, 50333, 50334, 50335)
- Chalk/Carbon/Pigment on wood, metal or textiles (Division B) 50352
- Clay 50337
- Computer-Generated Art 50338
- Fiber 50339
- Fiber Non-Original Ages 8-10 Only 50350
- Glass/Plastic 50340
- Heritage Arts 50341
- Leather 50321
- Metal 50342
- Nature 50343
- Paper 50344
- Quilting – You Can Quilt 50331A
- Quilting – Quilting the Best Better 50331B
- Three-Dimensional Design/Mixed Media 50348
- Wood 50349
- Ready4Life 50351



Each county may submit two entries from:

- Chalk/Carbon/Pigment on canvas, paper or glass (Division A) 50336
- Scrapbooking (2 total from 50345, 50346, 50347)

VISUAL ARTS SHOW RULES

Exhibitors must be enrolled in the Visual Arts project category in which they are exhibiting. Exhibitors are encouraged to date the project when it is made. All visual arts exhibits are evaluated using a visual arts rubric which takes into account correct use of design elements; craftsmanship; and creativity.

Articles exhibited must be an original design created by the exhibitor (except in heritage arts which may follow a pattern AND Fiber-Non Original Ages 8-10 ONLY). Copyrighted or trademarked designs are not acceptable; this includes Team or School logos. Kits and preformed molds are not considered original and are not acceptable in any Visual Arts Class. Combining parts of different patterns (pictures, photographs, images from the internet or a magazine) with the member's own ideas can result in an original design, but simply changing the color, pattern and/or size of a pattern does NOT make the design original. This also applies for ideas found on a site such as Pinterest. If you see something on Pinterest that you like, create something different using the concept, however, it MUST NOT look exactly like something the judge can search for and find on the internet. The exhibit must combine parts of different patterns and/or ideas with the concepts of the member, however changing the color or changing the size of the item or pattern used does NOT make it original. If you create a replica of what you see somewhere else, it is not your original design. If a photo, sketch, or other idea source was used, submit it with your entry, firmly attached to your exhibit. Be prepared to explain how and where you got the idea for this project.

Quilts entered in Visual Arts should ONLY be entered in the Quilting Project area. EITHER **YOU CAN QUILT (SF 50331A)** OR **QUILTING THE BEST BETTER (SF 50331B)**. All work on the quilt **MUST** be completed by the 4-H member. You cannot exhibit a quilt that was quilted by someone else.

Exhibits demonstrating quilting techniques, which includes quilts of any size, quilted table runners, and/or quilted wall hangings should be exhibited in either the **YOU CAN QUILT (SF 50331A)**; OR **QUILTING THE BEST BETTER (SF 50331b)** Visual Arts project areas.

State Fair Level - Only original exhibits will be nominated for State Fair. Exhibits that use patterns or pictures from magazines as starting points for designs ARE NOT classified as original. Kits, commercial or preformed mold forms ARE NOT considered original. Changing the color and/or size of a pattern does NOT make the design original. Combining parts of different patterns with the member's own ideas can result in an original design. Design source: If a photo, sketch, or other idea source was used, bring it with you to the judge. Be prepared to explain how and where you got the idea for this project. Photos used as a source should be taken by the exhibitor/artist.

VISUAL ARTS FOOD/CAKE DECORATING BEGINNING (SF 50332)

Exhibit one of the following:

- Exhibit four decorated cookies, using a minimum of four different techniques. Exhibit may use cookies OR cookie forms.
- Exhibit four decorated cupcakes, using a minimum of four different techniques. Exhibit may use cupcakes OR cupcake forms.
- Exhibit a single layer decorated cake, using a minimum of four different techniques. Exhibit may use cake OR cake form.

VISUAL ARTS FOOD/CAKE DECORATING INTERMEDIATE (SF 50333)

Exhibit one of the following:

- Exhibit four decorated cookies, using a minimum of five Level 2 techniques. Exhibit may use cookies OR cookie forms.
- Exhibit four decorated cupcakes, using a minimum of five Level 2 techniques. Exhibit may use cupcakes OR cupcake forms.
- Exhibit a single layer or two-layer cakes, using a minimum of five Level 2 techniques. Exhibit may use cake OR cake forms.

VISUAL ARTS FOOD/CAKE DECORATING ADVANCED (SF 50334)

Exhibit a decorated, stacked or multi-layer cake; or a tiered cake, using a minimum of four Level 3 techniques. Exhibit may use cake OR cake forms.

VISUAL ARTS FOOD/CAKE DECOARTING MASTER (SF 50335)

Exhibit to include a one-page written description of your project, including goals, plans, accomplishments, and evaluation of results. Include up to four pictures of your accomplishments **AND** exhibit an original design decorated cake using more than five techniques. Exhibit may use cake OR cake forms.

VISUAL ARTS CHALK/CARBON PIGMENT: DIVISION A & B

Enter the division based on the type of material on which the art was created.

DIVISION A: CANVAS, PAPER, GLASS (SF 50336)

Any original artwork done with pencils, chalk, pens, ink, paint, charcoal, dyes, etc. on canvas, paper, or glass. This would include all painting, sketching, drawing, cartooning, original non-computer generated graphics, printing, etc. Painted and/or glazed pre-formed ceramics and painted porcelain dolls are not eligible for State Fair exhibit. Drawings and paintings should be matted or framed under glass. (Exceptions: Oil and acrylic paintings do not require glass and are not required to be matted.) Watercolor, chalk, pen & ink, computer-generated art, etc. do require some protective covering. Gallery frames are acceptable. Canvas paintings that continue "over the edges"

are acceptable without frames; however, the piece must still be prepared for hanging. Matted pieces without frames are acceptable, however the piece must be prepared for hanging OR it must include a photo of the artwork being displayed in a non-hanging manner. There is no specific requirement for the type of mat used.

DIVISION B: WOOD, METAL TEXTILES (SF 50352)

Any original artwork done with pencils, chalk, pens, ink, paint, charcoal, dyes, etc., on wood, metal, or textiles. Painted and/or glazed pre-formed ceramics and painted porcelain dolls are not eligible for State Fair exhibit. Any exhibits created as a piece of wall art must be prepared for hanging.

VISUAL ARTS CLAY (SF 50337)

Any original item made of clay; may be fired or unfired, hand formed or thrown on a wheel. Self-hardening clays are fine. Fire/oven-cured and cornstarch clay could be accepted. Items can include, but are not limited to, clay statues, bowls, jewelry, etc. Pre-formed ceramics are not eligible for State Fair exhibit.

VISUAL ARTS COMPUTER-GENERATED ART (SF 50338)

Any original art created in any software package. Exhibit may not include scanned work, clip art, downloaded images from the internet, any imported image, or photographs. All pixels must be original. Photo mosaics are NOT allowed. Exhibitors in this class (like all other classes in this sub-section) must be enrolled in Visual Arts; Computer project enrollment is not required. **NOTE:** Wood and metal exhibits created through the use of laser cutting programs/devices should be entered in this class. Plastic exhibits with an artistic focus created using a 3-D printer should be entered in this class. If the art created is designed to hang, then the entry should have some protective covering, such as a glass frame, and prepared for hanging. If the art is something that has been created with a laser cutting program/device and is NOT designed to hang, it does not require protective covering nor does it need to be prepared to hang.

VISUAL ARTS FIBER (SF 50339)

Any original item made of fiber. Examples are fabric collage, soft sculpture, stitchery, weaving, embroidery, cross-stitch, wearable art, hooking, braiding, duct tape artistry, string art, and baskets. **Original** cross-stitched, knitted, or crocheted items belong in this Fiber class. **Non-original** cross-stitched, knitted, or crocheted items should be entered in Heritage Arts. Machine knitted items are not appropriate for this class.

VISUAL ARTS FIBER NON-ORIGINAL AGES 8-10 ONLY (SF 50350)

Any non-original item made of fiber. Examples are fabric collage, soft sculpture, stitchery, weaving, embroidery, cross-stitch, crocheting, knitting, weaving, hooking, and felting. Exhibitors may use a pattern and/or an idea generated from another source.

VISUAL ARTS GLASS/PLASTIC (SF 50340)

Any original item made of glass or plastic. Possible items to exhibit include stained glass, etched glass (original design), mosaics made of glass, glass beading, plastic jewelry (friendly plastic). Interlocking building block creations (i.e. LEGOS) are not suitable for State Fair entry. Stepping stones or wall hangings that include cement decorated with glass or plastic items are not suitable for this class.

VISUAL ARTS HERITAGE ARTS (SF 50341)

Exhibit an item of *traditional* art learned from another person or **from a pattern** (NO KITS may be entered in this class). Non-original cross-stitched, knitted and crocheted items by pattern fit in this class. ALL ORIGINAL cross-stitched, knitted and crocheted items should be exhibited in Fiber Arts; (machine knitted items ARE NOT acceptable for this class.) Other possibilities include: needlepoint, counted cross-stitch, crewel, embroidery, cut work, hardanger embroidery (embroidery openwork), macramé, baskets, candles, pysanki (decorated eggs),

leather, baskets (made using a traditional pattern), traditional handmade dolls with handmade costumes, soaps made using nature dyes also can be made using hand-made molds or broken into chunks for display or candles..

Exhibitors must also bring 1) the pattern or a copy of the pattern they used to create their traditional art; and 2) a description of the traditional origins of their art choice.

VISUAL ARTS LEATHER (SF 50321)

Exhibit one of the following options using leather:

- Leather Stamping: Exhibit should utilize one or more stamping techniques – exhibit examples include items such as belt; coasters; bookmark; key chain; wrist bracelet.
- Leather Carving or Tooling: Exhibit should use simple swivel knife tooling techniques or may incorporate several swivel knife-tooling designs or patterns – exhibit examples include items such as belt; pictorial carving; key case.
- Leather Lacing: Exhibit to include stamping and/or carving techniques incorporated with lacing techniques – exhibit examples include items such as wallets; purses; etc.
- Leather Stitching: Exhibit may include stamping; carving and/or lacing techniques and should be a leather item or article of apparel, which incorporates hand-sewing and/or machine stitching techniques. Hand-sewing and/or machine stitching must be the work of the exhibitor.

VISUAL ARTS METAL (SF 50342)

Any original item made of metal such as sculpture, tin punch, engraved metal, and jewelry. Items intended for industrial use (as tools and/or shop items) are not considered part of this Visual Arts project and are not eligible for entry. Metal items that have been partially or totally created through the use of laser cutting programs/devices should be entered in Computer-Generated Art.

VISUAL ARTS NATURE (SF 50343)

Any original item made of natural material such as wreaths, cornhusk dolls, etc. Items should be made of natural materials (which may be purchased) but securing elements such as glue and wire may be used in the inner construction as long as they do not detract from the overall "natural" appearance. Articles such as dried pressed flowers may be displayed under glass since it is necessary for protection/preservation of the natural materials. Candles are not suitable as entries. All baskets should be entered in Heritage Arts.

VISUAL ARTS PAPER (SF 50344)

Any original item made of paper. Examples could include origami; greeting cards; paper-cut designs, paper mache, hand-made paper, paper collage, paper models of architecture, quilling, etc. Paper twist articles, made from directions in craft books and stores ARE NOT original and are not appropriate for this class. Scrapbooks should be exhibited in Visual Arts Scrapbooking.

VISUAL ARTS QUILTING – YOU CAN QUILT (SF 50331A)

Exhibit one of the following quilting options. All exhibits should include a card identifying whether the quilt design was from a pattern or is an original design created by the exhibitor. Item may be quilted using any method – tie, hand, or machine quilted. All work must be completed by the 4-H member. Exhibit one of the following:

- A Mini Quilt for a doll; OR a Quilt sized for an infant (*maximum size of 48"x48"*); **OR**
- A Quilted Table Runner (*width ranging from 15-18"; length ranging from 24-48"*)

VISUAL ARTS QUILTING – QUILTING THE BEST BETTER (SF 50331B)

Exhibit one of the following quilting options. All exhibits should include a card identifying whether the quilt design was from a pattern or is an original design created by the exhibitor. Item may be quilted using any method – tie, hand, or machine quilted. All work must be completed by the 4-H member. Exhibit one of the following:

- Lap Quilt (*width ranging from 48-60"; length ranging from 60-72"*); OR
- Large Quilted Wall Hanging (*may be rectangular or square, sized larger than 48" x 48"*). Hanging should include tabs or a pocket on the back in order for it to be hung; OR
- Quilt that fits any size bed (Twin, Double, Queen or King).

VISUAL ARTS SCRAPBOOKING, BEGINNING (SF 50345)

Exhibit one album or notebook, either 8 ½" x 11" or 12" x 12", with a front and back cover. The album/notebook must have a minimum of 4 pages (front and back, 8 sides), exhibited in page protectors. "Embellishments" are defined as the decorations or special details and features that add to a page and make it more visually appealing. Embellishments may include, but are not limited to, ribbon, clips, special lettering, etc. Beginners must use a minimum of four embellishments and tell a story with pictures.

VISUAL ARTS SCRAPBOOKING, INTERMEDIATE (SF 50346)

Exhibit one album or notebook, either 8 ½" x 11" or 12" x 12", with a front and back cover. The album/notebook must have a minimum of 4 pages (front and back, 8 sides), exhibited in page protectors. "Embellishments" are defined as the decorations or special details and features that add to a page and make it more visually appealing. Embellishments may include, but are not limited to, ribbon, clips, special lettering, etc. Intermediate level exhibitors must use a minimum of eight embellishments and tell a story with pictures and journaling.

VISUAL ARTS SCRAPBOOKING, ADVANCED (SF 50347)

Exhibit one album or notebook, either 8 ½" x 11" or 12" x 12", with a front and back cover. The album/notebook must have a minimum of 4 pages (front and back, 8 sides), exhibited in page protectors. "Embellishments" are defined as the decorations or special details and features that add to a page and make it more visually appealing. Embellishments may include, but are not limited to, ribbon, clips, special lettering, etc. Advance level exhibitors must use a minimum of 12 embellishments and tell a compelling story with pictures, journaling, and other media.

VISUAL ARTS THREE-DIMENSIONAL DESIGN/MIXED MEDIA (SF 50348)

Art pieces in this class must be comprised of **at least three different media**. No one medium can make up more than 40% of a piece. The piece **should be either freestanding or should be prepared to be hung**. It must be observable on at least three different sides. Originality and design are important concepts. Craft and preformed or assembled projects are not acceptable.

VISUAL ARTS WOOD (SF 50349)

Any original item made of wood (wood carving, sculpture, collage, wood burning, etc.). Utilitarian wood items made from patterns or kits (e.g. outdoor or indoor furniture, shelves) should be entered in woodworking, not in visual arts. Popsicle stick crafts are not acceptable for State Fair entry. Wood items that have been partially or totally created through the use of laser cutting programs/devices should be entered in Computer-Generated Art. All Visual Arts Wood exhibits **MUST** have an artistic element that the exhibitor can explain. Furniture built by the exhibitor aligns with the Woodworking project area – unless the element to be judged is wood carving or wood burning that is one element of the exhibit. Exhibits will be judged using a Visual Arts Rubric and not a woodworking construction rubric.

VISUAL ARTS READY4LIFE CHALLENGE (SF 50351)

Open to 11- to 18-year-olds enrolled in any Visual Arts project.

Exhibits in this category must include the following: a) a physical representation of the career or business product such as a model, prototype or display/portfolio that includes images of accomplished work; b) verbal or written explanations that demonstrate knowledge of the related career or business fields, potential careers, and the appropriate requirements for achievement in those fields. The judging criteria for this class values thoroughness of career and/or business exploration and pursuit above the workmanship of the physical specimen on display.

PERSONAL DEVELOPMENT

Superintendent Susan Unsicker
Phone 256-3358

FAMILY HERITAGE

Each county may submit 1 entry from 50197; and 1 entry from 50199.

FAMILY HERITAGE (SF 50197)

Prepare an exhibit of items, pictures, maps, charts, slides/tapes, drawings, illustrations, writings or displays that depict the heritage of the member's family or community or 4-H history. Please note: Exhibits are entered at 4-H's own risk. 4-H is not responsible for loss or damage to family heirloom items or any items in this division. Displays should not be larger than 22" x 28" wide. If you need a size waiver because the historical item is larger than 22" x 28" please contact the superintendents for approval.



FAMILY HERITAGE READY4LIFE CHALLENGE (SF 50199)

Open to 11- to 18-year-olds enrolled in the Family Heritage project.

Exhibits in this category must include the following: a) a physical representation of the career or business product such as a model, prototype or display/portfolio that includes images of accomplished work; b) verbal or written explanations that demonstrate knowledge of the related career or business fields, potential careers, and the appropriate requirements for achievement in those fields. The judging criteria for this class values thoroughness of career and/or business exploration and pursuit above the workmanship of the physical specimen on display.

EXPLORATORY (Not eligible for state fair)

EXPLORATORY (Welcome to 4-H) (not eligible for state fair)

Youth ages 8 – 10 may exhibit a display on one of the following topics from the project book:

- Windowsill gardening; **OR**
- 4-H animals; **OR**
- 4-H family; **OR**
- Coat of arms

COLLECTIBLES (not eligible for state fair)

Bring your completed project book and your collection or examples of your collection (if it's too large to bring) with pictures of total collection, OR an exhibit or poster illustrating one feature of the project.

COLLEGE & CAREER READINESS

Each county may submit 1 entry from 50365; and 1 entry from 50366

BUILD YOUR FUTURE (SF 50365)

Develop a career portfolio which includes the items listed below. Members are encouraged to spend more than one year involved in this project so they have time to thoroughly explore the learning modules and develop a greater understanding of planning and preparing for their future and develop a comprehensive career planning portfolio. The original OR photocopies of the completed activities from the project manual should be included in the portfolio. Each year enrolled in the project should build on the previous year's learning experiences.

- **First Year** – Complete a minimum of Activities 1-4 from the Build Your Future project manual which includes: Skills...Choices...Careers; Making Career Connections; Build Your Future Through Portfolios; and Education Pay\$.
- **Second Year** – Complete a minimum of Activities 5-7 from the Build Your Future project manual which includes: Career FUNds; Turn Your 4-H Passion Into Profit; and Pounding the Pavement.
- **Third Year** – Complete a minimum of Activities 8-9 from the Build Your Future project manual which includes: Putting the Pieces Together: Goals for the Future; and Pathways to Success.

COLLEGE & CAREER READY4LIFE CHALLENGE (SF 50366)

Open to 11- to 18-year-olds enrolled in the College & Career project.

Exhibits in this category must include the following: a) a physical representation of the career or business product such as a model, prototype or display/portfolio that includes images of accomplished work; b) verbal or written explanations that demonstrate knowledge of the related career or business fields, potential careers, and the appropriate requirements for achievement in those fields. The judging criteria for this class values thoroughness of career and/or business exploration and pursuit above the workmanship of the physical specimen on display.

Develop a Career portfolio which includes the items listed below. Members are encouraged to spend more than one year involved in this project so they have time to thoroughly explore the learning modules and develop a greater understanding of planning and preparing for their future and develop a comprehensive career planning portfolio. The original OR photocopies of the completed activities from the project manual should be included in the portfolio. Each year enrolled in the project should build on previous year's learning experiences.

READING (Not eligible for State Fair)

Exhibit one of the following options:

1. Create an item (bookmark, mobile, diorama, collage, book jacket) that represents a book you read this current 4-H year. Include a 3x5 note card that explains how your item represents your book.
2. Create a map representing where the story takes place OR write a resume of a character in a book/story OR write a newspaper article about an event in a book/story.
3. Write a descriptive report of any other activity completed during this project (i.e. story hour, book club, book exchange, and book drive). Include pictures or other supporting materials.

LEADERSHIP

Each county may submit 3 entries total from 50249, 50250, 50251, 50252; 2 entries from 50254; 1 entry from 50255

LEADERSHIP 1 (SF 50249)

Create a binder portfolio with a minimum of four (4) completed activities each year from the areas noted below. Build upon your previous year's work. Photocopies or original pages of the completed activities from the book should be included in the portfolio.

- **First Year** – One activity from each of the following sections: Understanding Self; Communication; and Getting Along with Others, plus one activity of exhibitor's choice from the manual.
- **Second Year** – One activity from each of the following sections: Getting Along with Others; Learning to Learn; and Making Decisions, plus one activity of exhibitor's choice from the manual.
- **Third Year** – One activity from each of the following sections: Making Decisions; Managing; and Working with Groups, plus one activity of exhibitor's choice from the manual.

LEADERSHIP 2 (SF 50250)

Building upon your previous work, continue adding to your binder portfolio with a minimum of four (4) completed activities each year from the areas noted below. Photocopies or original pages of the completed activities from the book should be included in the portfolio.

- **First Year** – One activity from each of the following sections: Understanding Self; Communication; and Getting Along with Others, plus one activity of exhibitor's choice from the manual.
- **Second Year** – One activity from each of the following sections: Getting Along with Others; Learning to Learn; and Making Decisions, plus one activity of exhibitor's choice from the manual.
- **Third Year** – One activity from each of the following sections: Making Decisions; Managing; and Working with Groups, plus one activity of exhibitor's choice from the manual.

LEADERSHIP 3 (SF 50251)

Building upon your previous work, continue adding to your binder portfolio with a minimum of four (4) completed activities each year from the areas noted below. Photocopies or original pages of the completed activities from the book should be included in the portfolio.

- **First Year** – One activity from each of the following sections: Understanding Self; Communication; and Getting Along with Others, plus one activity of exhibitor's choice from the manual.
- **Second Year** – One activity from each of the following sections: Getting Along with Others; Learning to Learn; and Making Decisions, plus one activity of exhibitor's choice from the manual.
- **Third Year** – One activity from each of the following sections: Making Decisions; Managing; and Working with Groups, plus one activity of exhibitor's choice from the manual.

LEADERSHIP INNOVATION CLASS (SF 50252)

Demonstrate the skills and knowledge you have gained through the Leadership project. **Your exhibit should not fit in the other exhibit options for this project.** The exhibit may include, but isn't limited to, original works, objects, demonstrations, digital presentations, programs, websites, games, apps, performances, or posters which you have made. Choose whatever method best shows what you've learned. You must furnish any equipment you need for your exhibit. Internet service will not be provided for the exhibit. All exhibits must include something visual, such as a printed copy of a digital presentation, which will remain on display during the exhibition. Electronic equipment will only be used during your personal judging time and will not remain on display during the entire exhibit period.

LEADERSHIP READY4LIFE CHALLENGE (SF 50255)

Open to 11- to 18-year-olds enrolled in any Leadership project.

Exhibits in this category must include the following: a) a physical representation of the career or business product such as a model, prototype or display/portfolio that includes images of accomplished work; b) verbal or written explanations that demonstrate knowledge of the related career or business fields, potential careers, and the appropriate requirements for achievement in those fields. The judging criteria for this class values thoroughness of career and/or business exploration and pursuit above the workmanship of the physical specimen on display.

LEADERSHIP GROUP EXHIBIT (SF 50254)

Open to clubs and groups whose members are enrolled in any Leadership project

Exhibit a display illustrating how your group has used the Teens As Leaders model effectively in your club, community, school, or state. Leadership activities might include planning, advising, promoting, mentoring, teaching or advocating for change. The exhibit may include, but isn't limited to, original works, objects, demonstrations, digital presentations, programs, websites, games, apps, performances, or posters which you have made. Choose whatever method best shows what you've learned. You must furnish any equipment you need for your exhibit. Internet service will not be provided for the exhibit. All exhibits must include something visual, such as a printed copy of a digital presentation, which will remain on display during the exhibition. Electronic equipment will only be used during your personal judging time and will not remain on display during the entire exhibit period.

The display must be accompanied by 3 or more 4-H members at the time of the judge's critique. Club members should make a 5- to 10-minute presentation to the judge. All club members present for the judge's critique should be able to discuss the project and answer questions. Only club members present for judging who participate in the actual critique and presentation are eligible for ribbons and premiums. Due to space limitations, exhibits are limited to 2'6" wide and 15" deep.

THEATRE ARTS / PERFORMING ARTS



Each county may submit 3 entries total for 50299, 50301, 50302; and 1 entry for 50304

THEATRE ARTS 1 (SF 50299)

Exhibit one of the following items:

- Portfolio of acting activities completed during the current year (A video of performances is not considered a portfolio and will not be accepted for exhibit.);

OR

- Display illustrating a drawing/photograph of a clown character created by the exhibitor; **OR**
- Display illustrating a picture story developed by the exhibitor.

THEATRE ARTS 3 (SF 50301)

Exhibit one of the following items:

- Portfolio of activities for set design; make-up; or sound, props, or costuming completed during the current year; **OR**
- Display that includes sound, props and costume charts appropriate for a selected scene from a story or play (limited to no more than 8 items); **OR**
- Display a scenic design model to depict a scene from a script; **OR**
- Display illustrating a character with make-up drawn or colored in. Include a photograph of a person wearing the make-up and information on the character's personality or part in the play.

THEATRE ARTS INNOVATION CLASS (SF 50302)

Open to youth enrolled in Theatre Arts.

Demonstrate the skills and knowledge you have gained through Theatre Arts project. The exhibit may include, but isn't limited to, original works, objects, demonstrations, digital presentations, programs, websites, games, apps, performances, or posters which you have made. Choose whatever method best shows what you've learned. Your exhibit should not fit in the other exhibit options for this project. You must furnish any equipment you need for your exhibit. Internet service will not be provided for the exhibit. All exhibits must include something visual, such as a printed copy of a digital presentation, which will remain on display during the exhibition. Electronic equipment will only be used during your personal judging time and will not remain on display during the entire exhibit period.

THEATRE ARTS READY4LIFE CHALLENGE (SF 50304)

Open to 11- to 18-year-olds enrolled in any Theatre project

Exhibits in this category must include the following: a) a physical representation of the career or business product such as a model, prototype or display/portfolio that includes images of accomplished work; b) verbal or written explanations that demonstrate knowledge of the related career or business fields, potential careers, and the appropriate requirements for achievement in those fields. The judging criteria for this class values thoroughness of career and/or business exploration and pursuit above the workmanship of the physical specimen on display.

MECHANICS & TECHNOLOGY

Superintendent Carol Krosse

Phone 274-9276

AEROSPACE

Each county may send 2 entries total from 50130, 50131; and 1 entry from 50133

AEROSPACE 2 MODEL ROCKETRY (SF 50130)

Exhibit one model rocket assembled or made by the member. The exhibit will be a static display. The model rocket should be in good flying condition. DO NOT include the rocket engine with your exhibit. The rocket will not be launched. Attach the printed directions for construction of the rocket if any were used.

AEROSPACE 2 AEROSPACE DISPLAY (SF 50131)

Prepare a display related to the aerospace project that does not fit in the model rocketry class. The exhibit may include, but isn't limited to, original works, objects, demonstrations, digital presentations, programs, websites, games, apps, performances, or posters that you have made. Choose whatever method best shows what you've learned. You must furnish any equipment you need for your exhibit. Internet service will not be provided for the exhibit. All exhibits must include something visual, such as a printed copy of a digital presentation, which will remain on display during the exhibition. Electronic equipment will only be used during your personal judging time and will not remain on display during the entire exhibit period.

AEROSPACE 3 MODEL ROCKETRY (SF 50130)

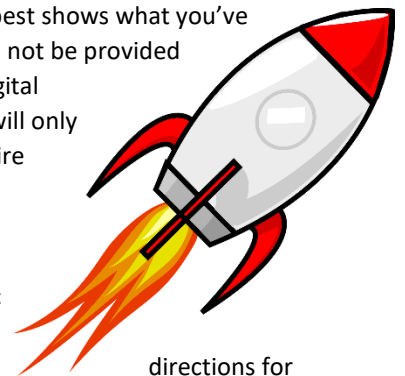
Exhibit one model rocket assembled or made by the member. The exhibit will be a static display. The model rocket should be in good flying condition. DO NOT include the rocket engine with your exhibit. The rocket will not be launched. Attach the printed directions for construction of the rocket if any were used.

AEROSPACE 3 AEROSPACE DISPLAY (SF 50131)

Prepare a display related to the aerospace project that does not fit in the model rocketry class. The exhibit may include, but isn't limited to, original works, objects, demonstrations, digital presentations, programs, websites, games, apps, performances, or posters that you have made. Choose whatever method best shows what you've learned. You must furnish any equipment you need for your exhibit. Internet service will not be provided for the exhibit. All exhibits must include something visual, such as a printed copy of a digital presentation, which will remain on display during the exhibition. Electronic equipment will only be used during your personal judging time and will not remain on display during the entire exhibit period.

AEROSPACE 4 MODEL ROCKETRY (SF 50130)

Exhibit one model rocket assembled or made by the member. The exhibit will be a static display. The model rocket should be in good flying condition. DO NOT include the rocket engine with your exhibit. The rocket will not be launched. Attach the printed construction of the rocket if any were used.



AEROSPACE 4 AEROSPACE DISPLAY (SF 50131)

Prepare a display related to the aerospace project that does not fit in the model rocketry class. The exhibit may include, but isn't limited to, original works, objects, demonstrations, digital presentations, programs, websites, games, apps, performances, or posters that you have made. Choose whatever method best shows what you've learned. You must furnish any equipment you need for your exhibit. Internet service will not be provided for the

exhibit. All exhibits must include something visual, such as a printed copy of a digital presentation, which will remain on display during the exhibition. Electronic equipment will only be used during your personal judging time and will not remain on display during the entire exhibit period.

AEROSPACE READY4LIFE CHALLENGE (SF 50133)

Open to 11- to 18-year-olds enrolled in any Aerospace project.

Exhibits in this category must include the following: a) a physical representation of the career or business product such as a model, prototype or display/portfolio that includes images of accomplished work; b) verbal or written explanations that demonstrate knowledge of the related career or business fields, potential careers, and the appropriate requirements for achievement in those fields. The judging criteria for this class values thoroughness of career and/or business exploration and pursuit above the workmanship of the physical specimen on display.

DRONES: UNMANNED AERIAL VEHICLES/SYSTEMS

Each exhibitor must complete all three sections of Quads Away Curriculum and display (or upload) a completed Mission Logbook.

Choose one of the following classes based on your interest and skill level.


Each Exhibitor must complete all three sections of Quads Away Curriculum and display (or upload) a completed Mission Logbook.

UAV DISPLAY (SF 50375)

Prepare a display related to the Drones/UAV project on the topic of your choosing. The exhibit may include, but isn't limited to, original works, objects, demonstrations, digital presentations, programs, websites, games, apps, performances, or posters which you have made. Choose whatever method best shows what you've learned. You must furnish any equipment you need for your exhibit. Internet service will not be provided for the exhibit. All exhibits must include something visual, such as a printed copy of a digital presentation, which will remain on display during the exhibition. Electronic equipment will only be used during your personal judging time and will not remain on display during the entire exhibit period. Non-UAV/ Drone projects should not be entered in this class (see Aerospace Display).

UAV UNMANNED AERIAL SYSTEMS (SF 50376)

Exhibit one Unmanned Aerial Vehicle and associated system assembled or made by the member. UAV or Drone exhibits in this class must be either originally designed or built from a kit of reconfigurable parts and components. These displays are limited to multicopters (tri, quad, hex, and octocopters), as well as FPV airplanes and flying wings with wingspans up to 36". A detailed build log with pictures, as well as a Mission Logbook must be included. The UAV MUST have a Flight Controller and utilize a camera/video transmission system. The exhibit will be a static display. The Drone should be in good flying condition with batteries fully charged, and all UAS components (including Video System) ready to demonstrate. DO NOT display your UAV with the propellers on, but rather on the table to the side of your UAV. The Drone will not be flown. Attach the printed directions/instructions of the UAV if any were used.



COMPUTER SCIENCE

Each county may submit 3 entries total from 50159, 50160, 50161, 50162; and 1 entry from 50164.

Exhibitors may bring computer equipment for demonstration purposes. Computers will not be furnished. Internet connections are not available for use by exhibitors. **Any member found to be using computer software in a manner that infringes on copyright laws will be disqualified.**



BEGINNING VISUAL PROGRAMMING (not eligible for state fair)

Open to youth in Computer Science Visual Based Programming

Exhibit a simple program using Scratch (or other simple visual programming language). The program should include 8 different commands including looping and getting input from the keyboard and mouse. All exhibits must include something visual, such as a poster or printed copy of a digital presentation, which will remain on display during the exhibition. Electronic equipment will only be used during your personal judging time and will not remain on display during the entire exhibit period.

INTERMEDIATE VISUAL PROGRAMMING (SF 50159)

Open to youth in Computer Science Visual Based Programming

Exhibit a program using Scratch (or other simple visual programming language) that you have downloaded from the internet and modified. Compare the two programs and demonstrate the changes you made to the original program; OR create an animated storybook using Scratch (or other simple graphical programming language). All exhibits must include something visual, such as a poster or printed copy of a digital presentation, which will remain on display during the exhibition. Electronic equipment will only be used during your personal judging time and will not remain on display during the entire exhibit period.

ADVANCE VISUAL PROGRAMMING (SF 50160)

Open to youth in Computer Science Visual Based Programming

Exhibit a video game you have created in Scratch (or other simple visual programming language). All exhibits must include something visual, such as a poster or printed copy of a digital presentation, which will remain on display during the exhibition. Electronic equipment will only be used during your personal judging time and will not remain on display during the entire exhibit period.

WEBSITE DESIGN (SF 50161)

Open to youth in Computer Science Visual or Text Based Programming

Exhibit an original website that you have designed. Internet access will not be provided, so exhibitors must supply their own internet hotspot or the website must be hosted on the exhibitor's computer). All exhibits must include something visual, such as a poster or printed copy of a digital presentation, which will remain on display during the exhibition. Electronic equipment will only be used during your personal judging time and will not remain on display during the entire exhibit period.

COMPUTER OPEN SOURCE / INNOVATION CS (SF 50162)

Open to youth enrolled in Computer Science Text-Based Programming or robotics project).

Demonstrate the skills and knowledge you have gained through the Computer project. The exhibit may include, but isn't limited to, original works, objects, demonstrations, digital presentations, programs, websites, games, apps, performances, or posters which you have made. Choose whatever method best shows what you've learned. Your exhibit should not fit in the other exhibit options for this project. You must furnish any equipment you need for your exhibit. Internet service will not be provided for the exhibit. Exhibits in this class may also demonstrate successful application of open source (publicly available) computing software and/or hardware, such as Raspberry Pi and Linux, to accomplish a task. All exhibits must include something visual, such as a poster or printed copy of a digital presentation or programing flowchart, which will remain on display during the exhibition. Exhibits in this

area will be judged on the computer science programming. Youth enrolled in a robotics project should choose this class if you want the exhibit to be judged on the programming of the robot. Electronic equipment will only be used during your personal judging time and will not remain on display during the entire exhibit period.

COMPUTER SCIENCE READY4LIFE CHALLENGE (SF 50164)

Open to 11- to 18-year-olds enrolled in any Computer project

Exhibits in this category must include the following: a) a physical representation of the career or business product such as a model, prototype or display/portfolio that includes images of accomplished work; b) verbal or written explanations that demonstrate knowledge of the related career or business fields, potential careers, and the appropriate requirements for achievement in those fields. The judging criteria for this class values thoroughness of career and/or business exploration and pursuit above the workmanship of the physical specimen on display.

ESPORTS

Each county may submit 3 entries from 50378.

All exhibitors must complete all activities in the Illinois 4-H eSports Pilot Curriculum.

eSPORTS (SF 50378)

Compete in at least 1 ranked tournament online or in person (either as a team or solo), and fully document your progress throughout. Any game with a documentable bracket system, and at least 3 rounds counts. Be sure to include a description of the tournament, your match information, your win-loss record, and description of the game and platform being used to play the game (Ram requirements/capabilities of your machine, video card specs., etc.). Prepare a PowerPoint presentation describing your journey through eSports (including your 1 mandatory tournament), what you have learned about gaming/eSports, and why you think more youth should be involved. Also include a detailed description of your most important win, explaining your strategy in that victory. Be sure to include screenshots and video, if possible. Load your presentation to a USB drive, and be sure to add narration if uploading for virtual exhibition.

ROBOTICS

Each county may submit 3 entries total from 50285, 50286, 50288, 50289, 50292; and 1 from 50293.

NOTE: If applicable for their class and display, exhibitors must bring their own computers for demonstration purposes; computers will not be provided. Internet access will not be available.

- Exhibits in classes Robotics 1: Beginning, 50285, and 50286 are designed to be used with LEGO Mindstorms (NXT or EV3).
- Any other programmable robot kit such as Arduino or Raspberry Pi, should be exhibited in Robotics Innovation/Open Source Class (50292).

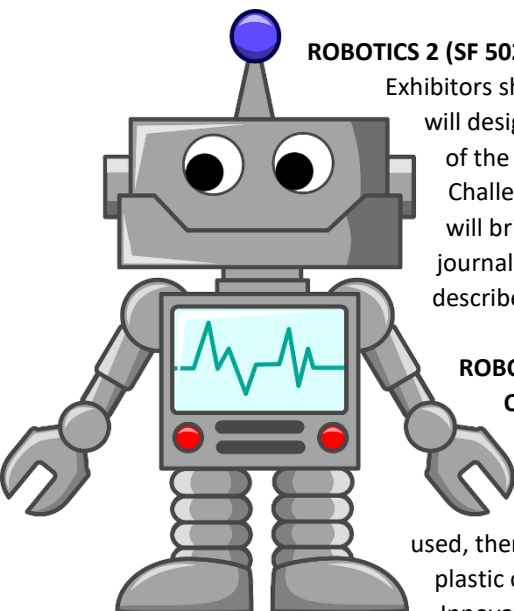
ROBOTICS 1: BEGINNING: (not eligible for state fair)

Exhibitors should complete Activities 1-6 in the Robotics 1 with EV3 project book. Exhibitors will design, build and program a robot that can autonomously follow a predetermined path that changes direction at least 4 times during a single run. They will bring their project book, their program code (on laptop or on paper), and a single page write up to share what they learned about the engineering design process and programming.

ROBOTICS 1: INTERMEDIATE: (SF 50285)

Exhibitors should complete Activities 7-12 in the Robotics 1 with EV3 project book. Exhibitors will design, build and program a robot that uses at least one sensor to autonomously follow a path, respond to and/or avoid obstacles. Exhibitors in this class must use at least one sensor in their robot design. They will bring their project book, their

program code (on laptop or on paper), and a short journal sharing what they learned about the engineering design process and programming throughout their work in the project and specifically while preparing the exhibit



ROBOTICS 2 (SF 50286)

Exhibitors should complete Activities 1-7 in the Robotics 2 EV3N More project book. Exhibitors will design, build and program a robot that uses sensors and programming to complete one of the challenges selected challenges from the 2022 4-H State Robotics Challenge (Eligible Challenges will be Marked in the Challenge Documents on the Illinois 4-H website). They will bring their project book, their program code (on laptop or on paper), and a short journal sharing changes they made to the robot and/or program along the way, and to describe their experience with completing the challenge.

ROBOTICS INNOVATION OPEN SOURCE CLASS (SF 50292)

Open to youth enrolled in Robotics 3, but may also include youth in Robotics 1 or 2 if the exhibits meets the guidelines.

Exhibit an original robot, either homemade or a kit that does not fall under Robotics 1 or 2 that can complete a task using MULTIPLE sensors. If a robot kit is used, then some parts of the robot must be built using other components such as wood, plastic or metal. The robot can include any types of motors, pneumatics or sensors. The Innovation class can also be used for LEGO Mindstorms or VEX kits where the exhibit does not fall under Robotics 1 or 2 exhibit option. Autonomous control of the robot may also be achieved using an “open source” platform such as Arduino or Raspberry Pi and can be programed using a coding language that is publicly available. Exhibitors in Robotics Innovation/Open Source class must bring a detailed engineering notebook that describes how the exhibitor designed, built and programmed the exhibit.

JUNK DRAWER ROBOTICS

All exhibits should be original designs made with everyday objects and materials. Exhibits with purchased kits will not be accepted. Exhibitors are also required to bring their Junk Drawer Robotics Youth Robotics Notebook with the sections completed for the project they are exhibiting, including the sections leading up to the activity they are exhibiting. For example, if a youth is bringing Activity E from Junk Drawer Level 1, they should have robotics notebook sections A-E completed.

JUNK DRAWER ROBOTICS 1 (not eligible for state fair)

Exhibit any item from the “To Make” activity from the Junk Drawer Robotics Level 1 Book. Be sure all robotics notebook sections within the module being exhibited are filled in.

JUNK DRAWER ROBOTICS 2 (SF 50288)

Exhibit any item from the “To Make” activity from the Junk Drawer Robotics Level 2 Book. Be sure all robotics notebook sections within the module being exhibited are filled in.

JUNK DRAWER ROBOTICS 3 (SF 50289)

Exhibit any item from the “To Make” activity from the Junk Drawer Robotics Level 3 Book. Be sure all robotics notebook sections within the module being exhibited are filled in.

ROBOTICS READY4LIFE CHALLENGE (SF 50293)

Open to 11- to 18-year-olds enrolled in any Robotics project

Exhibits in this category must include the following: a) a physical representation of the career or business product such as a model, prototype or display/portfolio that includes images of accomplished work; b) verbal or written explanations that demonstrate knowledge of the related career or business fields, potential careers, and the

appropriate requirements for achievement in those fields. The judging criteria for this class values thoroughness of career and/or business exploration and pursuit above the workmanship of the physical specimen on display.

ELECTRICITY

Each county may submit 3 entries total from 50177, 50178, 50179; and 1 entry from 50181

ELECTRICITY 1 (SF 50177)

(May only be battery-powered projects using battery components and wiring). Exhibit a momentary switch, simple switch, basic circuit, electromagnet, galvanometer, **OR** an electric motor. All projects must include a report explaining how the project was constructed and the principles demonstrated. Recommendations can be found on the website. Projects using paper clips, cardboard, thumbtacks, and brads are not eligible for state fair exhibits in electricity. Members wishing to exhibit these types of projects should consider exhibiting in Junk Drawer Robotics 1 or 2.



ELECTRICITY 2 (SF 50178)

(May only be battery-powered projects using battery components and wiring). Exhibit a circuit board demonstrating parallel and series switches, including a circuit diagram; 3-way or 4-way switch circuit using DC/battery; **OR** a basic electrical device (examples: rocket launcher, burglar alarm, etc.). All projects must include a report explaining how the project was constructed and the principles demonstrated. Recommendations can be found on the website. Projects using paper clips, cardboard, thumbtacks, and brads are not eligible for state fair exhibits in electricity. Members wishing to exhibit these types of projects should consider exhibiting in Junk Drawer Robotics 1 or 2.

ELECTRICITY 3 (SF 50179)

Exhibit a 120V lighting fixture or other appliance that uses a switch; **OR** two electrical household circuits using 120V materials to comply with National Electrical Code, one with a simple on/off switch to control bulb, and one using 3-way switches to control light from two locations; **OR** other project which demonstrates principles in the Wired for Power book. All electricity projects must include a report, explaining how the project was constructed, and principles for its operation. Recommendations can be found on the website.

ELECTRICITY 4 (not eligible for state fair)

Exhibit any electronic or solid-state appliance. Exhibitor must be able to explain how the project was constructed, how it is to be used and how it works. When project is being constructed, general safety and workmanship should be considered.

ELECTRICITY READY4LIFE CHALLENGE (SF 50181)

Open to 11- to 18-year-olds enrolled in any Electricity project.

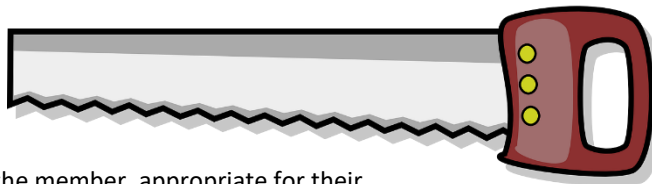
Exhibits in this category must include the following: a) a physical representation of the career or business product such as a model, prototype or display/portfolio that includes images of accomplished work; b) verbal or written explanations that demonstrate knowledge of the related career or business fields, potential careers, and the appropriate requirements for achievement in those fields. The judging criteria for this class values thoroughness of career and/or business exploration and pursuit above the workmanship of the physical specimen on display.

WOODWORKING

Each county may submit 2 entries total from 50357, 50358, 50359, 50360; and 1 entry from 50362.

WOODWORKING 1 (SF 50357)

Any item made of wood constructed or refinished by the member, appropriate for their age, skills and ability in this project. Pre-cut kits assembled by the member are not acceptable. Exhibits must be portable and cannot be exhibited on a trailer.



WOODWORKING 2 (SF 50358)

Any item made of wood constructed or refinished by the member, appropriate for their age, skills and ability in this project. Pre-cut kits assembled by the member are not acceptable. Exhibits must be portable, and cannot be exhibited on a trailer.

WOODWORKING 3 (SF 50359)

Any item made of wood constructed or refinished by the member, appropriate for their age, skills and ability in this project. Pre-cut kits assembled by the member are not acceptable. Exhibits must be portable, and cannot be exhibited on a trailer.

WOODWORKING 4 (SF 50360)

Any item made of wood constructed or refinished by the member, appropriate for their age, skills and ability in this project. Pre-cut kits assembled by the member are not acceptable. Exhibits must be portable, and cannot be exhibited on a trailer.

WOODWORKING READY4LIFE CHALLENGE (SF 50362)

Open to 11- to 18-year-olds enrolled in any Woodworking project

Exhibits in this category must include the following: a) a physical representation of the career or business product such as a model, prototype or display/portfolio that includes images of accomplished work; b) verbal or written explanations that demonstrate knowledge of the related career or business fields, potential careers, and the appropriate requirements for achievement in those fields. The judging criteria for this class values thoroughness of career and/or business exploration and pursuit above the workmanship of the physical specimen on display.

SMALL ENGINES

Each county may submit 1 entry total for 50294; and 1 entry for 50297.

Small Engine displays must be no larger than 4' x 4' display board. Exhibits must be portable. No complete engines, lawn tractors, tillers, chainsaws, etc. are permitted for display. No electrical power is available for displays/exhibits.

SMALL ENGINES 1 (SF 50294)

Exhibit a display, selecting one of the following items:

- **Ignition System:** Identify the parts of the ignition system and explain how magnetic energy is produced through the ignition system to ignite the spark plug; **OR**
- **Compression System:** Explain how heat energy is produced by an engine and converted into mechanical energy; **OR**
- **Heat Transfer:** Explain how heat is transferred through the cooling and lubrication system of an air-cooled or water-cooled engine; **OR**
- **Filter Maintenance:** Explain the proper maintenance and cleaning of the air, fuel and oil filters of an engine; **OR**

- **What does a serial number reveal?:** Explain the various information that can be learned from the serial number or identification number stamped on the shroud of a Briggs & Stratton engine; **OR**
- **Tools to do the job:** Identify and explain the function(s) of different specialty tools needed for small engine work; **OR**
- **Experimentation:** Explain through illustration an experiment you conducted from the project manual showing the results of your work.

SMALL ENGINES 2 (SF 50294)

Exhibit a display, selecting one of the following items:

- **Ignition System:** Identify the parts of the ignition system and explain how magnetic energy is produced through the ignition system to ignite the spark plug; **OR**
- **Compression System:** Explain how heat energy is produced by an engine and converted into mechanical energy; **OR**
- **Heat Transfer:** Explain how heat is transferred through the cooling and lubrication system of an air-cooled or water-cooled engine; **OR**
- **Filter Maintenance:** Explain the proper maintenance and cleaning of the air, fuel and oil filters of an engine; **OR**
- **What does a serial number reveal?:** Explain the various information that can be learned from the serial number or identification number stamped on the shroud of a Briggs & Stratton engine; **OR**
- **Tools to do the job:** Identify and explain the function(s) of different specialty tools needed for small engine work; **OR**
- **Experimentation:** Explain through illustration an experiment you conducted from the project manual showing the results of your work.

SMALL ENGINES 3 (SF 50294)

Exhibit a display, selecting one of the following items:

- **Ignition System:** Identify the parts of the ignition system and explain how magnetic energy is produced through the ignition system to ignite the spark plug; **OR**
- **Compression System:** Explain how heat energy is produced by an engine and converted into mechanical energy; **OR**
- **Heat Transfer:** Explain how heat is transferred through the cooling and lubrication system of an air-cooled or water-cooled engine; **OR**
- **Filter Maintenance:** Explain the proper maintenance and cleaning of the air, fuel and oil filters of an engine; **OR**
- **What does a serial number reveal?:** Explain the various information that can be learned from the serial number or identification number stamped on the shroud of a Briggs & Stratton engine; **OR**
- **Tools to do the job:** Identify and explain the function(s) of different specialty tools needed for small engine work; **OR**
- **Experimentation:** Explain through illustration an experiment you conducted from the project manual showing the results of your work.


SMALL ENGINES READY4LIFE CHALLENGE (SF 50297)

Open to 11- to 18-year-olds enrolled in any Small Engines project.

Exhibits in this category must include the following: a) a physical representation of the career or business product such as a model, prototype or display/portfolio that includes images of accomplished work; b) verbal or written explanations that demonstrate knowledge of the related career or business fields, potential careers, and the appropriate requirements for achievement in those fields. The judging criteria for this class values thoroughness of career and/or business exploration and pursuit above the workmanship of the physical specimen on display.

TRACTOR

Each county may submit 2 entries total for 50306, 50307, 50308, 50309, 50310; and 1 entry for 50312.



TRACTOR A (SF 50306)

Exhibit a display or poster that illustrates one of the following topics: tractor safety; care and maintenance; the tractor as a valuable farm machine; or an activity listed in the 4-H project manual.

TRACTOR B (SF 50307)

Exhibit a display or poster that illustrates one of the following topics: cause and prevention of rollovers; diagram how an air cleaner works; diagram and identify an engine cooling system; regulations for battery & oil disposal; or another activity listed in the 4-H project manual.

TRACTOR C (SF 50308)

Exhibit a display or poster that illustrates one of the following topics: wagon and bin hazards; diagram and identify open and closed hydraulic systems; mower types and safety features; conveyor types and safety features; or another activity listed in the 4-H project manual.

TRACTOR D (SF 50309)

Exhibit a display or poster that illustrates one of the following topics: method of winterizing a tractor; chemical uses and required safety equipment; parts and process of internal combustion engine; procedure for cleaning and flushing tractor radiator; or another activity.

TRACTOR INNOVATION CLASS (SF 50310)

Open to youth enrolled in Tractor A, B, C or D.

Demonstrate the skills and knowledge you have gained through the Tractor project. This could be related to, but not limited to, advancements in technology, enhancements to crop production, or a topic of interest to the member related to tractors or farm machinery. The exhibit may include, but isn't limited to, original works, objects, demonstrations, digital presentations, programs, websites, games, apps, performances, or posters which you have made. Choose whatever method best shows what you've learned. Your exhibit should not fit in the other exhibit options for this project. You must furnish any equipment you need for your exhibit. Internet service will not be provided for the exhibit. All exhibits must include something visual, such as a printed copy of a digital presentation, which will remain on display during the exhibition. Electronic equipment will only be used during your personal judging time and will not remain on display during the entire exhibit period.

TRACTOR DRIVING CONTEST

Two age categories: 8-9 years as of September 1, 2021
 10-18 years as of September 1, 2021

There will be a timed course. The younger age group will be driving a lawn mower. The older group will be using a compact utility tractor. This contest will be held from 4:00-6:00 p.m. on **Thursday, AUG 4. Location to be announced.** Sharpen your driving skills and take part in this fun event!!! Sponsored by the Peoria County Farm Bureau. Awards are given to top drivers.

WELDING

Each county may submit 2 entries total from 50353; and 1 entry from 50355.

WELDING (SF 50353)



This exhibit class is open to members who are in the 7th grade and higher. Exhibit one arc weldment/item demonstrating the skill level of the exhibitor. Members new to the project should consider selecting a weldment from the suggested Weldment List found on page 43 of Arcs and Sparks (4-H 573 – Shielded Metal Arc Welding). **This class is for industrial welding only.** (Members that wish to use welding to create objects with an artistic appeal should consider enrolling in the 4-H Visual Arts project and consider entering those types of exhibits in the Visual Arts – Metal class.) Exhibits must be portable and cannot be exhibited on a trailer.



WELDING READY4LIFE CHALLENGE (SF 50355)

(Open to 11- to 18-year-olds enrolled in any Welding project)

Exhibits in this category must include the following: a) a physical representation of the career or business product such as a model, prototype or display/portfolio that includes images of accomplished work; b) verbal or written explanations that demonstrate knowledge of the related career or business fields, potential careers, and the appropriate requirements for achievement in those fields. The judging criteria for this class values thoroughness of career and/or business exploration and pursuit above the workmanship of the physical specimen on display.



NATURE: NATURAL RESOURCES & OUTDOOR ADVENTURES

Superintendent..... Carol Krosse
Phone..... 274-9276

NATURAL RESOURCES

Each county may submit 3 entries from 50256, 50257, 50258, 50259, 50278; 1 entry from 50267.

Electricity and water are NOT available for these displays. **NO live animals or reptiles are permitted in these exhibits.**

NATURAL RESOURCES 1 (SF 50256)

Exhibit any item developed from the project book, *Step Into Nature*.

NATURAL RESOURCES 2 (SF 50257)

Exhibit any item developed from the project book, *Explore the Natural World*.

NATURAL RESOURCES 3 (SF 50258)

Exhibit any item developed from the project book, *Blaze the Trail*.

OUTDOOR ADVENTURES 1 (SF 50259)

Exhibit a display illustrating an activity completed from the project manual.

OUTDOOR ADVENTURES 2 (SF 50259)

Exhibit a display illustrating an activity completed from the project manual.

OUTDOOR ADVENTURES 3 (SF 50259)

Exhibit a display illustrating an activity completed from the project manual.

NATURAL RESOURCES OR OUTDOOR ADVENTURES INNOVATION CLASS (SF 50278)

Open to youth enrolled in any Natural Resources or Outdoor Adventures project.

Demonstrate the skills and knowledge you have gained through your Natural Resources or Outdoor Adventures project. Exhibit may be the result of knowledge gained from project manuals; independent study, interaction with natural resource or conservation professionals. The exhibit may include, but isn't limited to, original works, objects, demonstrations, digital presentations, programs, websites, games, apps, performances, or posters which you have made. Choose whatever method best shows what you've learned. Your exhibit should not fit in the other exhibit options for this project. You must furnish any equipment you need for your exhibit. Internet service will not be provided for the exhibit. All exhibits must include something visual, such as a printed copy of a digital presentation, which will remain on display during the exhibition. Electronic equipment will only be used during your personal judging time and will not remain on display during the entire exhibit period.

NATURAL RESOURCES READY4LIFE CHALLENGE (SF 50267)

Open to 11- to 18-year-olds enrolled in any Natural Resources and Outdoor Adventures project.

Exhibits in this category must include the following: a) a physical representation of the career or business product such as a model, prototype or display/portfolio that includes images of accomplished work; b) verbal or written explanations that demonstrate knowledge of the related career or business fields, potential careers, and the



appropriate requirements for achievement in those fields. The judging criteria for this class values thoroughness of career and/or business exploration and pursuit above the workmanship of the physical specimen on display.

NATURE: FISHING AND WILDLIFE

Each county may submit 3 entries total from 50234, 50260, 50261, 50262, 50266, 50263, 50265; and 1 entry from 50291.



SPORTSFISHING 1 (SF 50260)

Exhibit a product or display made to complete an activity in the *Take the Bait* project manual. This could include, but is not limited to, displays on: different types of fishing tackle, identifying different baits and their uses (no actual bait, please) or identifying the anatomy of a fish. For safety reasons, lures must be placed in a plastic case.

SPORTSFISHING 2 (SF 50261)

Exhibit a product or display made to complete an activity in the *Reel in the Fun* project manual. This could include, but is not limited to, displays on: different types of knots or rigs and their use; a collection of fishing lures, labeled with their use; or information on preparing and cooking fish (not recipes). For safety reasons, lures must be placed in a plastic case.

SPORTSFISHING 3 (SF 50262)

Exhibit a product or display made to complete an activity in the *Cast into the Future* project manual. This could include, but is not limited to, displays on making artificial flies and lures; researching effects of water temperature; sportsfishing careers; or identifying insects that fish eat. For safety reasons, lures must be placed in a plastic case.

WILDLIFE 1 (SF 50266)

Exhibit any activity developed from the project manual. Be able to explain the importance of and concept behind the exhibit.

WILDLIFE 2 (SF 50263)

Exhibit any activity developed from the project manual. (Ex. Create a display of the life history of an animal.) Within the exhibit, explain the importance of and concept behind the exhibit.

WILDLIFE 3 (SF 50265)

Exhibit any activity developed from the project manual. Be able to explain the importance of and concept behind the exhibit

FISH AND WILDLIFE INNOVATION CLASS (SF 50264)

Open to youth enrolled in any Sportfishing or Wildlife project.

Demonstrate the skills and knowledge you have gained through your Sportfishing or Wildlife project. Exhibit may be the result of knowledge gained from project manuals; independent study, interaction with natural resource or conservation professionals. The exhibit may include, but isn't limited to, original works, objects, demonstrations, digital presentations, programs, websites, games, apps, performances, or posters which you have made. Choose whatever method best shows what you've learned. Your exhibit should not fit in the other exhibit options for this project. You must furnish any equipment you need for your exhibit. Internet service will not be provided for the exhibit. All exhibits must include something visual, such as a printed copy of a digital presentation, which will remain on display during the exhibition.



Electronic equipment will only be used during your personal judging time and will not remain on display during the entire exhibit period.

FISHING & WILDLIFE READY4LIFE CHALLENGE (SF 50291)

Open to 11- to 18-year-olds enrolled in any Fishing or Wildlife project.

Exhibits in this category must include the following: a) a physical representation of the career or business product such as a model, prototype or display/portfolio that includes images of accomplished work; b) verbal or written explanations that demonstrate knowledge of the related career or business fields, potential careers, and the appropriate requirements for achievement in those fields. The judging criteria for this class values thoroughness of career and/or business exploration and pursuit above the workmanship of the physical specimen on display.

EXPLORING YOUR ENVIRONMENT 1 (not eligible for state fair)

Prepare a display or poster that illustrates an activity from the project manual. The display should demonstrate an understanding of natural and/or manmade environments, how humans affect the environment, or how the environment affects our lives. Include your project manual that documents activity recordkeeping, your answers to activity questions, and details personal thoughts and ideas.

EXPLORING YOUR ENVIRONMENT 2 (not eligible for state fair)

Prepare a display or poster that illustrates an activity from the project manual. The display should demonstrate an understanding of one of the following: stewardship of natural resources, investigating greenhouse effects on living organisms, methods of reducing or managing waste in your home or community, or calculating your ecological footprint. Include your project manual that documents activity recordkeeping, your answers to activity questions, and details personal thoughts and ideas.

FORESTRY

Each county may submit 1 entry total from 50212, 50213, 50214; and 1 entry from 50216.

FORESTS OF FUN 1 (SF 50212)

Exhibit any product or display illustrating an activity from the book. The exhibit may include, but isn't limited to, original works, objects, demonstrations, digital presentations, programs, websites, games, apps, performances, or posters which you have made. Choose whatever method best shows what you've learned. You must furnish any equipment you need for your exhibit. Internet service will not be provided for the exhibit. All exhibits must include something visual, such as a printed copy of a digital presentation, which will remain on display during the exhibition. Electronic equipment will only be used during your personal judging time and will not remain on display during the entire exhibit period.

FORESTS OF FUN 2 (SF 50213)

Exhibit any product or display illustrating an activity from the book. The exhibit may include, but isn't limited to, original works, objects, demonstrations, digital presentations, programs, websites, games, apps, performances, or posters which you have made. Choose whatever method best shows what you've learned. You must furnish any equipment you need for your exhibit. Internet service will not be provided for the exhibit. All exhibits must include something visual, such as a printed copy of a digital presentation, which will remain on display during the exhibition. Electronic equipment will only be used during your personal judging time and will not remain on display during the entire exhibit period.

FORESTS OF FUN 3 (SF 50214)


Exhibit any product or display illustrating an activity from the book. The exhibit may include, but isn't limited to, original works, objects, demonstrations, digital presentations, programs, websites, games, apps, performances, or posters which you have made. Choose whatever method best shows what you've learned. You must furnish any

equipment you need for your exhibit. Internet service will not be provided for the exhibit. All exhibits must include something visual, such as a printed copy of a digital presentation, which will remain on display during the exhibition. Electronic equipment will only be used during your personal judging time and will not remain on display during the entire exhibit period.

FORESTRY READY4LIFE CHALLENGE (SF 50216)

Open to 11- to 18-year-olds enrolled in any Forestry project.

Exhibits in this category must include the following: a) a physical representation of the career or business product such as a model, prototype or display/portfolio that includes images of accomplished work; b) verbal or written explanations that demonstrate knowledge of the related career or business fields, potential careers, and the appropriate requirements for achievement in those fields. The judging criteria for this class values thoroughness of career and/or business exploration and pursuit above the workmanship of the physical specimen on display.



WEATHER

Each county may submit 1 entry total 50392, 50393, 50394; and 1 entry from 50395.

WEATHER AND CLIMATE SCIENCE 1 (SF 50392)

Exhibit any product or display illustrating an activity from the book. The exhibit may include, but isn't limited to, original works, objects, demonstrations, digital presentations, programs, websites, games, apps, performances, or posters which you have made. Choose whatever method best shows what you've learned. You must furnish any equipment you need for your exhibit. Internet service will not be provided for the exhibit. All exhibits must include something visual, such as a printed copy of a digital presentation, which will remain on display during the exhibition. Electronic equipment will only be used during your personal judging time and will not remain on display during the entire exhibit period.

WEATHER AND CLIMATE SCIENCE 2 (SF 50393)

Exhibit any product or display illustrating an activity from the book. The exhibit may include, but isn't limited to, original works, objects, demonstrations, digital presentations, programs, websites, games, apps, performances, or posters which you have made. Choose whatever method best shows what you've learned. You must furnish any equipment you need for your exhibit. Internet service will not be provided for the exhibit. All exhibits must include something visual, such as a printed copy of a digital presentation, which will remain on display during the exhibition. Electronic equipment will only be used during your personal judging time and will not remain on display during the entire exhibit period.

WEATHER AND CLIMATE SCIENCE 3 (SF 50394)

Exhibit any product or display illustrating an activity from the book. The exhibit may include, but isn't limited to, original works, objects, demonstrations, digital presentations, programs, websites, games, apps, performances, or posters which you have made. Choose whatever method best shows what you've learned. You must furnish any equipment you need for your exhibit. Internet service will not be provided for the exhibit. All exhibits must include something visual, such as a printed copy of a digital presentation, which will remain on display during the exhibition. Electronic equipment will only be used during your personal judging time and will not remain on display during the entire exhibit period.

WEATHER READY4LIFE CHALLENGE (SF 50395)

Open to 11- to 18-year-olds enrolled in any Weather and Climate project.

Exhibits in this category must include the following: a) a physical representation of the career or business product such as a model, prototype or display/portfolio that includes images of accomplished work; b) verbal or written explanations that demonstrate knowledge of the related career or business fields, potential careers, and the

appropriate requirements for achievement in those fields. The judging criteria for this class values thoroughness of career and/or business exploration and pursuit above the workmanship of the physical specimen on display.

ENTOMOLOGY GENERAL

Each county may submit 2 entries total from 50183, 50184, 50185, 50186; 1 entry from Class 50187.

Size and number of exhibit cases should relate appropriately to the number of insects being displayed for a specified class. Cases should be no deeper than 4". Exhibitors should note that Entomology exhibits may be placed UPRIGHT for display.

ENTOMOLOGY 1 (SF 50183)

Exhibit 15 or more species representing four or more orders. Collection must be accurately labeled. Exhibitors must also include the Entomology 1 project manual, Teaming With Insects 1, with at least one completed activity for each year enrolled. The project manual must be included. Rules for pinning and labeling insects are available from your local Extension office.

ENTOMOLOGY 2 (SF 50184)

Exhibit 30 or more species representing eight or more orders. Collection must be accurately labeled. Exhibitors must also include the Entomology 2 project manual, Teaming With Insects 2, with at least one completed activity for each year enrolled. The project manual must be included. Rules for pinning and labeling insects are available from your local Extension office.

ENTOMOLOGY 3 (SF 50185)

Exhibit 60 or more species representing twelve or more orders. Collection must be accurately labeled. Exhibitors must also include the Entomology 3 project manual, Teaming With Insects 3, with at least one completed activity for each year enrolled. The project manual must be included. Rules for pinning and labeling insects are available from your local Extension office.

ENTOMOLOGY DISPLAY (SF 50186)


Open to youth enrolled in Entomology 1, Entomology 2 or Entomology 3

Exhibit any activity or display related to Entomology that does not fit into Entomology Classes 1, 2 or 3 above. The exhibit may include, but isn't limited to, original works, objects, demonstrations, digital presentations, programs, websites, games, apps, performances, or posters which you have made. Choose whatever method best shows what you've learned. You must furnish any equipment you need for your exhibit. Internet service will not be provided for the exhibit. All exhibits must include something visual, such as a printed copy of a digital presentation, which will remain on display during the exhibition. Electronic equipment will only be used during your personal judging time and will not remain on display during the entire exhibit period.

ENTOMOLOGY READY4LIFE CHALLENGE (SF 50187)

Open to 11- to 18-year-olds enrolled in any Entomology project.

Exhibits in this category must include the following: a) a physical representation of the career or business product such as a model, prototype or display/portfolio that includes images of accomplished work; b) verbal or written explanations that demonstrate knowledge of the related career or business fields, potential careers, and the appropriate requirements for achievement in those fields. The judging criteria for this class values thoroughness of career and/or business exploration and pursuit above the workmanship of the physical specimen on display.



ENTOMOLOGY BEEKEEPING

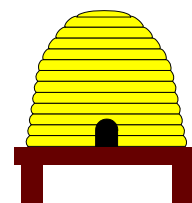
Each county may send 2 entries total from classes 50188, 50189, 50190; and 1 entry from 50191.

Create an exhibit that shows the public what you learned in the beekeeping project this year. Note: No beehives may be exhibited. (Honey moisture content will be measured.) Fill level: the honey should be filled to the jar shoulder, not over, nor under. Chunk honey should go in a wide-mouth jar, preferably one specially made for chunk honey (see beekeeping catalogs). Be careful to distinguish “chunk honey” (comb in jar) from “cut comb” (comb only in plastic box). *Honey exhibited (including chunk, cut comb, and sections) must be collected since the previous year’s fair.*

BEEKEEPING 1 (SF 50188)

Exhibit an educational display for one (1) of the following:

- Flowers used to make honey. Display pressed flowers from ten (10) different Illinois plants that bees use for making honey.
- Uses of honey and beeswax.
- Setting up a beehive.
- Safe handling of bees.
- Equipment needed by a beekeeper.



BEEKEEPING 2 (SF 50189)

Exhibit one (1) of the following:

- Extracted honey: Three (3) 1# jars (glass, screw-top), holding 1# of honey each.
- Chunk honey (comb in jar): Three (3) 1# jars (wide-mouth, glass).
- Cut-comb honey: Three (3) 1# boxes (boxes are usually 4 ½" x 4 ½" in size).
- Section honey: Three (3) sections of comb honey (in basswood boxes or Ross rounds).
- Working with honeybees. Present a topic from your manual to teach fairgoers about working with honeybees. Use your knowledge and creativity to display this information on a poster or in a notebook

BEEKEEPING 3 (SF 50190)


Exhibit three (3) of the five (5) kinds of honey listed below (#1-5) or prepare an educational display about honeybees or beekeeping (#6).

- Extracted honey: Three (3) 1# jars (glass, screw-top), holding 1# of honey each.
- Chunk honey (comb in a jar): Three (3) 1# jars (wide-mouth, glass).
- Cut-comb honey: Three (3) 1# boxes (boxes are usually 4 ½" x 4 ½" in size).
- Comb honey: Three (3) sections (honey built by bees in frames of wood commonly called “sections”) (boxes are usually 4 ½" x 4 ½" in size).
- Section honey: Three (3) sections of comb honey (in basswood boxes or Ross rounds) **OR**
- Prepare an educational display about honeybees or beekeeping.

ENTOMOLOGY BEEKEEPING READY4LIFE CHALLENGE (SF 50191)

Open to 11- to 18-year-olds enrolled in any Entomology project.

Exhibits in this category must include the following: a) a physical representation of the career or business product such as a model, prototype or display/portfolio that includes images of accomplished work; b) verbal or written explanations that demonstrate knowledge of the related career or business fields, potential careers, and the appropriate requirements for achievement in those fields. The judging criteria for this class values thoroughness of career and/or business exploration and pursuit above the workmanship of the physical specimen on display.



GEOLOGY

Each county may submit 3 entries total from 50218, 50219, 50220, 50221, 50222; and 1 entry from 50224.

Size and number of exhibit cases should relate appropriately to the number of specimens being displayed for a specified class. Specimens are not limited to Illinois locations. All levels of Geology use the same manual, *Geology-Introduction to the Study of the Earth*.

PEBBLE PUPS 1 (SF 50218)

Display 8 to 19 rocks and mineral specimens with three minerals in the collection. Collection may include duplications that show variations. Label collection and note where found

PEBBLE PUPS 2 (SF 50219)

Display at least 20, but no more than 29, rocks and mineral specimens with seven minerals in the collection. Collection may include duplications that show variations. Label collection and note where found.

ROCK HOUNDS 1 (SF 50220)

Display at least 30, but no more than 40, rocks and mineral specimens with ten minerals in the collection. Rocks should include at least three igneous, two metamorphic, and three sedimentary groups. Label collection and note where found.

ROCK HOUNDS 2 (SF 50221)

Display no more than 50 specimens that have been selected to illustrate a specific theme of the exhibitor's choosing. Be creative. Sample categories could include (but are not limited to): industrial minerals and their uses; a specific rock group and the variety that occurs in that group, including some minerals that occur in that environment; select fossils traced through the geologic ages; minerals and their crystal habits; rocks and minerals used in the lapidary arts.

GEOLOGY INNOVATION CLASS (SF 50222)

Open to youth enrolled in Geology.

Demonstrate the skills and knowledge you have gained through the Geology project. Exhibit may be the result of knowledge gained from project manuals; independent study about Illinois rock(s) and mineral(s), interaction with geology professionals; and/or individual exploration in the area of geology. The exhibit may include, but isn't limited to, original works, objects, demonstrations, digital presentations, programs, websites, games, apps, performances, or posters which you have made. Choose whatever method best shows what you've learned. Your exhibit should not fit in the other exhibit options for this project. You must furnish any equipment you need for your exhibit. Internet service will not be provided for the exhibit. All exhibits must include something visual, such as a printed copy of a digital presentation, which will remain on display during the exhibition. Electronic equipment will only be used during your personal judging time and will not remain on display during the entire exhibit period.

GEOLOGY READY4LIFE CHALLENGE (50224)


Open to 11- to 18-year-olds enrolled in the Geology project.

Exhibits in this category must include the following: a) a physical representation of the career or business product such as a model, prototype or display/portfolio that includes images of accomplished work; b) verbal or written explanations that demonstrate knowledge of the related career or business fields, potential careers, and the appropriate requirements for achievement in those fields. The judging criteria for this class values thoroughness of career and/or business exploration and pursuit above the workmanship of the physical specimen on display.

SHOOTING SPORTS

Each county may submit 2 entries total from 50380, 50381, 50382, 50383, 50384; and 1 from 50385.

Participants must be a member of an approved 4-H Shooting Sports Club to exhibit. All exhibits should be posters or stand-alone items suitable for display to the general public. Stand-alone items have the intent to enhance the discipline such as a quiver, gun case, gun sling, locking cabinet, gun or target stand, sporting clays equipment wagon, etc. Exhibits deemed to be inappropriate by a superintendent will not be displayed.



NOTE: Shooting Sports Displays have the following prohibitions:

- No live ammunition.
- No knives or arrow tips (including field points, hunting broadheads, etc.).
- No functional or non-functional bows, firearms or firearm parts that could be reassembled are allowed.
- No humanoid shaped targets or reference to paintball, laser tag, air-soft, or pointing of any type of firearm or bow toward another person is allowed.
- No display involving primarily tactical design firearms (i.e. AR platform or military type firearms).
- No reference or use of the word “weapon” should be used in a display.
- Make sure there are no safety violations in your display. (Example: no earplugs or safety glasses in a picture of a person shooting a firearm.)

SHOOTING SPORTS: ARCHERY DISPLAY (SF 50380)

Exhibit a poster or stand-alone display depicting safe archery handling, range safety, the parts of the bow, tracking the target, target sighting, or another topic you have learned through the 4-H Shooting Sports program.

SHOOTING SPORTS: RIFLE DISPLAY (SF 50381)

Exhibit a poster or stand-alone display depicting safe firearm handling, range safety, the parts of the rifle, tracking the target, target sighting, or another topic you have learned through the 4-H Shooting Sports program.

SHOOTING SPORTS: SHOTGUN DISPLAY (SF 50382)

Exhibit a poster or stand-alone display depicting safe firearm handling, range safety, the parts of the shotgun, tracking the target, target sighting, or another topic you have learned through the 4-H Shooting Sports program.

SHOOTING SPORTS: HUNTING & OUTDOOR SKILLS DISPLAY (SF 50383)

Exhibit a poster or stand-alone display related to something you learned in the Hunting & Outdoor Skills project.

SHOOTING SPORTS: PISTOL DISPLAY (SF 50384)

Exhibit a poster or stand-alone display depicting safe firearm handling, range safety, the parts of the pistol, tracking the target, target sighting, or another topic you have learned through the 4-H Shooting Sports program.

SHOOTING SPORTS READY4LIFE CHALLENGE (SF 50385)

Open to 11- to 18-year-olds enrolled in any Shooting Sports project.

Exhibits in this category must include the following: a) a physical representation of the career or business product such as a model, prototype or display/portfolio that includes images of accomplished work; b) verbal or written explanations that demonstrate knowledge of the related career or business fields, potential careers, and the appropriate requirements for achievement in those fields. The judging criteria for this class values thoroughness of career and/or business exploration and pursuit above the workmanship of the physical specimen on display.

PLANTS & SOILS / HORTICULTURE

Superintendent..... Hannah Hausam

Phone

PLANT & SOILS

Each county may submit 3 entries total from 50280.

COVER CROPS (SF 50280)

Exhibit an experimental or educational activity related to one experience from your project; **OR** prepare a display focusing on any activity related to the cover crops project. This could be related, but not limited, to plant growth & development, cover crop benefits, land management, sustainability, or other topics of interest to the member related to cover crops. A cover crop might include any plant that is sown in between primary production crops for the benefit of overall farm health rather than crop yield (examples: pennycress, clover, radish, annual ryegrass, etc.). The exhibit may include, but isn't limited to, original works, objects, demonstrations, digital presentations, programs, websites, games, apps, performances, or posters which you have made. Choose whatever method best shows what you've learned. You must furnish any equipment you need for your exhibit. Internet service will not be provided for the exhibit. All exhibits must include something visual, such as a printed copy of a digital presentation, which will remain on display during the exhibition. Electronic equipment will only be used during your personal judging time and will not remain on display during the entire exhibit period.

PLANTS & SOILS 1 (not eligible for state fair)

Prepare a display or poster that illustrates an activity from the project manual. The display should demonstrate an understanding of environmental and internal factors that affect plant growth and the function and characteristics of soil. Include your project journal that documents activity recordkeeping requirements, answers activity questions, and details personal thoughts and ideas.

PLANTS & SOILS 2 (not eligible for state fair)

Prepare a display or poster that illustrates an activity from the project manual. The display should demonstrate an understanding of the composition of plants, the functions of individual plant parts, plant life cycles, and the many ways plants reproduce. Include your project journal that documents activity recordkeeping, answers activity questions, and details personal thoughts and ideas.

PLANTS & SOILS 3 (not eligible for state fair)

Prepare a display or poster that illustrates an activity from the project manual. The display should demonstrate an understanding of the relationship between soil and other cycles found in nature. Displays should also provide an example of a leadership or service-learning experience focused on environmental stewardship. Include your project journal that documents activity recordkeeping requirements, answers activity questions, and details personal thoughts and ideas.

PLANTS & SOILS READY4LIFE CHALLENGE (not eligible for state fair)

Open to 11- to 18-year-olds enrolled in any Plants & Soils project.

Exhibits in this category must include the following: a) a physical representation of the career or business product such as a model, prototype or display/portfolio that includes images of accomplished work; b) verbal or written explanations that demonstrate knowledge of the related career or business fields, potential careers, and the appropriate requirements for achievement in those fields. The judging criteria for this class values thoroughness of career and/or business exploration and pursuit above the workmanship of the physical specimen on display



CROPS

Each county may submit 3 entries total from 50170, 50171, 50172, 50173; and 1 entry from 50175.

SOYBEANS (SF 50170)

Exhibit five fresh plants (include root system that is washed) that are representative of member's 4-H project field; **OR** exhibit an experimental or educational project related to one experience from your project. Include explanation of the project in a report for public understanding. Include the member's crop records with the exhibit, such as the 4-H crop record found online at 4-H.illinois.edu, an FFA crops record, or similar information.

CORN (SF 50171)

Exhibit two fresh plants of field corn (include root system that is washed) that are representative of member's 4-H project field; **OR** exhibit an experimental or educational project related to one experience from your project. Include explanation of the project in a report for public understanding. Sweet corn should be exhibited in Vegetable Gardening unless being raised under commercial contract by the exhibitor. Include the member's crop records with the exhibit, such as the 4-H crop record found online at 4-H.illinois.edu, an FFA crops record, or similar information

SMALL GRAINS (SF 50172)

Exhibit one gallon of the current year's crop of oats, wheat, rye, or barley that is representative of the member's 4-H project field; **OR** exhibit an experimental or educational project related to one experience from your project. Include explanation of the project in a report for public understanding. Include the member's crop records with the exhibit, such as the 4-H crop record found online at 4-H.illinois.edu, an FFA crops record, or similar information.

CROPS INNOVATION CLASS (SF 50173)


Open to youth enrolled in any Crops project

Demonstrate the skills and knowledge you have gained through the Crops project. This could be related to, but not limited to crop production, crop utilization or topics of interest to the member related to agronomy. The exhibit may include, but isn't limited to, original works, objects, demonstrations, digital presentations, programs, websites, games, apps, performances, or posters which you have made. Choose whatever method best shows what you've learned. Your exhibit should not fit in the other exhibit options for this project. You must furnish any equipment you need for your exhibit. Internet service will not be provided for the exhibit. All exhibits must include something visual, such as a printed copy of a digital presentation, which will remain on display during the exhibition. Electronic equipment will only be used during your personal judging time and will not remain on display during the entire exhibit period.

CROPS READY4LIFE CHALLENGE (SF 50175)

Open to 11- to 18-year-olds enrolled in any Crops project

Exhibits in this category must include the following: a) a physical representation of the career or business product such as a model, prototype or display/portfolio that includes images of accomplished work; b) verbal or written explanations that demonstrate knowledge of the related career or business fields, potential careers, and the appropriate requirements for achievement in those fields. The judging criteria for this class values thoroughness of career and/or business exploration and pursuit above the workmanship of the physical specimen on display.



HORTICULTURE: FLORICULTURE

Each county may submit 3 entries total from 50192, 50193, 50194, 50195, 50196; and 1 entry from 50198.

FLORICULTURE A (SF 50192)

Exhibit one of the following options:

- Create a flower arrangement, either a round arrangement or a bud vase. No silk flowers are permitted; **OR**
- Create a photo collage or a collection of pictures of flowers that you have raised. Label your flowers by name and tell if you started with a seed, cutting or transplants. Mount pictures on a poster board; **OR**
- Exhibit in one container: 3 stems of blooms - each with attached foliage. Foliage that would go inside the container may be removed. All three blooms or stems should be the same variety, color, shape and size and must have been grown from seed, young seedling plants, bulbs or rhizomes by the exhibitor. (NOTE: Exhibitors choosing lilies should include no more than 2/3 of foliage for their exhibit.)



FLORICULTURE B (SF 50193)

Exhibit one of the following options:

- Display a mixed planter that may include herbs with foliage plants and/or flowering plants. The planter should include three or more kinds of plants. The container exhibit space must not exceed 18"x18".
- Create an artistic display of dried flowers and/or herbs explaining how each was dried; **OR**
- Create a photo collage or collection of pictures of plants from your theme garden. Label your plants by name and explain how the plants were chosen to fit the theme.
- Create an artistic fairy garden of plants, flowers and/or herbs. Explain the process you utilized to prepare your fairy garden. Label your plants by name and explain how the plants were chosen to fit the theme.

FLORICULTURE C (SF 50194)

Exhibit one of the following options:

- Create a terrarium. Selected plants should be started by the exhibitor from cuttings or seeds or as purchased plugs. The terrarium must be cared for by the exhibitor for at least 5 months. Exhibitor should be able to explain the different plant, soil, and environmental needs and watering requirements of a closed system; **OR**
- Exhibit a plant that you propagated from cuttings, layering or division or started from seed. Create a photo board showing the progression of growth. Tips for vegetative propagation of houseplants can be found in the University of Illinois Extension Gardener's Corner (go.illinois.edu/gardenerscorner).

FLORICULTURE D (SF 50195)

Exhibit one of the following options:

- Create a centerpiece around a theme such as a wedding, holiday, birthday, etc. No silk flowers are permitted; **OR**
- Create an exhibit of forced bulbs in a pot.

FLORICULTURE DISPLAY (SF 50196)

Open to youth enrolled in Floriculture A, Floriculture B, Floriculture C, and Floriculture D

Present an exhibit of the member's choice that focuses on some aspect of floriculture which does not fit in the categories above. The exhibit may include, but isn't limited to, dish gardens, original works, objects, demonstrations, digital presentations, programs, websites, games, apps, performances, or posters which you have made. Choose whatever method best shows what you've learned. You must furnish any equipment you need for your exhibit. Internet service will not be provided for the exhibit. All exhibits must include something visual, such as a printed copy of a digital presentation, which will remain on display during the exhibition. Electronic equipment will only be used during your personal judging time and will not remain on display during the entire exhibit period.

FLORICULTURE READY4LIFE CHALLENGE (SF 50198)

Open to 11- to 18-year-olds enrolled in any Floriculture project.

Exhibits in this category must include the following: a) a physical representation of the career or business product such as a model, prototype or display/portfolio that includes images of accomplished work; b) verbal or written explanations that demonstrate knowledge of the related career or business fields, potential careers, and the appropriate requirements for achievement in those fields. The judging criteria for this class values thoroughness of career and/or business exploration and pursuit above the workmanship of the physical specimen on display.

HORTICULTURE: VEGETABLES, HERBS & FRUITS

Each county may submit 3 entries total for 50313, 50314, 50315, 50316, 50317; and 1 entry for 50318.


All exhibits must have been grown by the exhibitor as part of their current gardening 4-H project. Exhibitors should be knowledgeable about various aspects of the produce, including but not limited to different varieties, soil testing, fertilizers used, etc. Exhibits should be prepared according to the Illinois Vegetable Garden Guide website: <http://web.extension.illinois.edu/vegguide/>. Waxes and oils may not be used on vegetables or fruits. Any plant infested with insects will be removed from the exhibit area and will not be eligible for champion awards.

HERB DISPLAY (SF 50313)

Open to youth in Vegetable Gardening A, Vegetable Gardening B, Vegetable Gardening C, and Vegetable Gardening D

Herbs should be grown in pots (8" maximum diameter). Categories: Mint, Oregano, Rosemary, Sage, Thyme, and all other herbs. Herbs should be labeled with common and Latin names. Herbs should be in your care for a minimum of three months for state fair exhibits. Remove dead leaves from plants and check that the soil is clear of debris such as dead leaves. In addition to class Champions, Herb Category Grand and Reserve Grand Champions may be selected. When exhibiting herb plants, be sure to grow the plants in the container to be displayed to avoid transplant shock. Exhibits will be evaluated based on cleanliness, uniformity, condition, quality, and trueness to variety. Additional herb resources are located on the project resources section of the Illinois 4-H website.

- Display must include 4 or more different kinds of herbs. There may not be more than 2 different varieties of any herb. For example, peppermint and chocolate mint would be classified as two different herb varieties.
- In instances where containers display more than one variety of herb, special care should be taken that each distinct variety is accessible and clearly visible to the judges to ensure full points for cleanliness.



VEGETABLE/FRUIT DISPLAY (SF 50314)

Open to youth in Vegetable Gardening A, Vegetable Gardening B, Vegetable Gardening C, and Vegetable Gardening D

- This class is allowed a 2'6" x 2'6" space for display.
- Display must include 6 or more different kinds of vegetables or fruits. There may not be more than 2 different varieties of any vegetable/fruit. For example, red and white potatoes would be classified as two different varieties. Acorn squash and zucchini would be classified as two different vegetables.
- The number and type of vegetables/fruits used must conform to the Vegetable/Fruit Plate/Display List. *Fruit Plate list is on page 102.*
- Exhibitors must provide the name and variety of all vegetables/fruits used. (i.e. Cabbage – Golden Acre; Cucumber, slicing – Straight Eight; Tomatoes, slicing – Rocky Top; Snap Beans – Contender, etc.).

VEGETABLE PLATE (SF 50315)

Open to youth in Vegetable Gardening A, Vegetable Gardening B, Vegetable Gardening C, and Vegetable Gardening D

- Exhibit must include 2 single vegetable plates. (Exhibitor will furnish the disposable plates.)
- Number of vegetables on plates must conform to plate list below.
- Only one variety on each plate.
- An exhibitor cannot show two plates of the same type vegetable. (i.e.: Cannot exhibit red *and* white potatoes or zucchini *and* straightneck summer squash.)

VEGETABLE PLATE/DISPLAY LIST

When selecting vegetables for exhibition, keep in mind that the judge will evaluate them on the basis of cleanliness, uniformity, condition, quality, and trueness to variety. (*Lists are provided by UI Extension Horticulturists; Items are listed according to the correct definition of vegetables*)

Asparagus (5 spears)	Rutabaga (5)
Beets (5)	Kohlrabi (5)
Beans, Lima (12 pods)	Salsify (5)
Broccoli (1 head)	Lettuce (1 head or plant)
Brussels sprouts (12 sprouts)	Squash, summer (any variety) (3)
Peppers, large fruited (bell/banana) (5)	Muskmelon incl. cantaloupe (1)
Cabbage (1 head)	Sweet corn, in husks (5)
Peppers, small fruited (chili/cherry) (12)	Okra (12)
Cauliflower (1 head)	Tomatoes, slicing (5)
Popcorn (5)	Onions, large, dry (5)
Carrots (5)	Tomatoes, small fruited (12)
Potatoes (any variety) (5)	Onions, green or set (12)
Cucumber, pickling or slicing (5)	Turnip (5)
Pumpkin (1)	Parsnips (5)
Eggplant (1)	Watermelon (1)
Rhubarb, trimmed stalks (3)	Peas, (12 pods)
Garlic (5)	
Squash, winter (Acorn, butternut, buttercup, spaghetti, Hubbard, Turks's Turban) (1)	
Beans, Snap, Green Pod or Golden Wax (12 pods)	
Greens (collard, endive, escarole, kale, mustard, spinach, Swiss chard) (1 plant)	
Horseradish Root (1 marketable root specimen harvested this year)	

VEGETABLE GARDENING DISPLAY (SF 50316)

Open to youth in Vegetable Gardening A, Vegetable Gardening B, Vegetable Gardening C, Vegetable Gardening D

Present an exhibit of the member's choice that focuses on some aspect of vegetable gardening which does not fit in the categories above. The exhibit may include, but isn't limited to, original works, objects, demonstrations, digital presentations, programs, websites, games, apps, performances, or posters which you have made. Choose whatever method best shows what you've learned. You must furnish any equipment you need for your exhibit. Internet service will not be provided for the exhibit. All exhibits must include something visual, such as a printed copy of a digital presentation, which will remain on display during the exhibition. Electronic equipment will only be used during your personal judging time and will not remain on display during the entire exhibit period.

FRUIT PLATE (SF 50317)

Open to youth in Vegetable Gardening A, Vegetable Gardening B, Vegetable Gardening C, and Vegetable Gardening D

- Exhibit must include 2 single fruit plates. (Exhibitor will furnish the disposable plates.)
- Number of fruits on plates must conform to plate list below.
- Only one variety on each plate.
- An exhibitor cannot show two plates of the same type fruit. (i.e.: Cannot exhibit Gala & Jonathan Apples, Mazzard & Gisela Cherries, etc.)

FRUIT PLATE LIST

Fruit will be judged using the same general criteria used for vegetables. Fruit will be judged for the stage of maturity normal for that season and growing location. Emphasis will be placed on how well fruit approaches market quality. When selecting fruits for exhibition, keep in mind that the judge will evaluate them on the basis of cleanliness, uniformity, condition, quality, and trueness to variety. *(Lists are provided by UI Extension Horticulturists; Items are listed according to the correct definition of fruit varieties at <https://web.extension.illinois.edu/fruit/>)*

Strawberries (Everbearers) – 1 pint

Grapes – 2 bunches

Apples – 5

Other Small Fruit or Berries (Do not duplicate entries from the above fruits) – 1 pint

Other Fruits or Nuts (Do not duplicate entries from the above fruits) – 5


Pears – 5

Wild Plums – 1 pint

VEGETABLE GARDENING READY4LIFE CHALLENGE (SF 50318)

Open to 11- to 18-year-olds enrolled in any Vegetable Gardening project.

Exhibits in this category must include the following: a) a physical representation of the career or business product such as a model, prototype or display/portfolio that includes images of accomplished work; b) verbal or written explanations that demonstrate knowledge of the related career or business fields, potential careers, and the appropriate requirements for achievement in those fields. The judging criteria for this class values thoroughness of career and/or business exploration and pursuit above the workmanship of the physical specimen on display.



BICYCLES

Superintendent Carol Krosse
Phone 274-9276

BICYCLE (not eligible for state fair)



BICYCLE 1

Exhibitors will draw three situations from a bag that relate to activities from Level 1 and discuss/explain all three with the judge. Situations may include: selecting bicycle safety equipment; demonstrate how to fit a helmet; identify bike parts and their function; selecting the right size bike; how to check bicycle tires, brakes and chains; recognizing traffic signs and their meaning; general discussion of bicycling hazards; and items to consider when planning a bike trip.

BICYCLE 2

Exhibitors will draw three situations from a bag that relate to activities from Level 2 and discuss/explain all three with the judge. Situations may include: factors to consider when choosing a bike; comparing tire pressure, valve type and tread; steps in fixing a flat tire; steps to follow when cleaning, lubricating and replacing a bike chain; evaluating the braking system on a bicycle; factors to consider when mapping out a bike route; rules for smart bike riding; and planning a menu for an all-day bike ride.

BICYCLE READY4LIFE CHALLENGE (not eligible for state fair)

Open to 11- to 18-year-olds enrolled in any Bicycle project.

Exhibits in this category must include the following: a) a physical representation of the career or business product such as a model, prototype or display/portfolio that includes images of accomplished work; b) verbal or written explanations that demonstrate knowledge of the related career or business fields, potential careers, and the appropriate requirements for achievement in those fields. The judging criteria for this class values thoroughness of career and/or business exploration and pursuit above the workmanship of the physical specimen on display.

MAKER

Each county may submit 3 entries total from 50400.

Exhibits in this category are designed to be multi-disciplinary in nature, innovative, and must not fit into any other exhibit category. To qualify for this category, your project MUST abide by the following guidelines:

- Exhibitors must complete the DIY Make & Build Curriculum, and answer all the questions at the end of each lesson. You must display (or upload if virtual) your answers to these questions, as well as your Maker Log from the DIY Make and Build curriculum.
- Exhibits must be an object or device that has an intended purpose and uses technology in either a mechanical way, digital (computer) way, or combination of the two. Your device or object cannot be one of the included activities in the DIY Make and Build Curriculum.
- The device must be something that can be used in everyday life by multiple people (a target audience), and MUST be manufactured/built by the exhibitor (If not fully manufactured by the exhibitor, the device MUST be modified structurally or be reprogramed to perform a different function other than what it was designed to do).
- Exhibits MUST be able to interact with the outside world. (e.g. an on off switch, input sensors, feedback, etc.)

- Exhibits MUST include a detailed build log with instructions on how to make or build the exhibit, AND contain either a 3D rendering or detailed and labeled sketches of the device/product.
- All parts and software used in the design/build MUST be listed in a detailed Bill of Materials including cost per item and total cost. Total time spent on the build must be documented in your build log.

In addition, exhibitors are HIGHLY encouraged to use tools such as 3-D printers, laser cutters, routers and/or other hand/power tools to help in the manufacturing process (**NOTE: Simply 3-D printing or laser cutting an object without the other specifications does not qualify as a Maker Project**). It is also HIGHLY encouraged that exhibits use Open Source software and/or hardware in the build.

READY4LIFE CHALLENGE

Ready4Life Challenge

(Open to 11-18 year olds enrolled any of the projects eligible for this class.)

Exhibits in this category must include the following: a) a physical representation of the career or business product such as a model, prototype or display/portfolio that includes images of accomplished work; b) verbal or written explanations that demonstrate knowledge of the related career or business fields, potential careers, and the appropriate requirements for achievement in those fields. The judging criteria for this class values thoroughness of career and/or business exploration and pursuit above the workmanship of the physical specimen on display.

CLOVERBUDS

CLOVERBUDS

Bring one or more exhibit items that were completed in 2021-2022 to display at the Cloverbud Exhibit Area. This is for ages 5-7 that are not eligible to exhibit in 4-H. Cloverbuds are not eligible to receive a premium or a trophy, but they can be judged, receive a participation ribbon and exhibit their project(s). Cloverbud projects are based on your cloverbud's interests (Cloverbuds cannot bring live animals). For some examples: Cooking: Cookies or a chex/trail mix; Sewing: simple square pillow, place mat, or infinity scarf; Health: Simple safety kit; Gardening: tomato on a plate. Look back at all of the projects, and think about how they could display their cloverbud skills!

Little Roots Garden

Bring a plate of vegetables grown, or vase of cut zinnia flowers or sunflower, or a poster on what you learned in project.



PREMIUM RATES FOR 2022

IMPORTANT NOTE: “The Department of Agriculture shall use its best efforts to secure sufficient appropriations to fund premiums. In any year for which the General Assembly of the State of Illinois fails to make an appropriation sufficient to pay such premiums, premium amounts may not be accurately reflected in this Premium Book.”

Tax Implications For Prizes, Gifts or Awards

Program Participants (including minors) will be required to provide their social security number or foreign national tax ID number prior to receiving a prize, gift or award (over \$100) to ensure proper IRS reporting as required by law. This sensitive information is kept confidential and handled through security protected software (PEAR). Participants will not be eligible for prize, gift or award if social security or foreign national tax ID information is not provided.

The premium payment is outlined below. Premiums will be calculated using the "unit" system. Premiums are listed according to their **UNIT** value rather than their dollar value.

Area I Projects

Beef, Dairy, Goats, Horse & Pony, Sheep & Swine

Area II Projects

Cats, Dogs, Poultry, Rabbits, & Clothing

Area III Projects

Visual Arts, Child Care, Communications, Food & Nutrition, Plants & Soils, Home Furnishings, Natural Sciences, Animal Sciences, Mechanical Sciences, Computer Sciences, Small Pets, & Performing Arts

1. **The actual dollar value of the “Unit” will not be determined until after the completion of the 4-H Show.** Premium checks will be available shortly after the show.
2. **COUNTY PROJECTS THAT DO NOT RECEIVE A PREMIUM ARE:** Candy-Making and Reading.

Intent to Participate in 4-H Auction

Friday, AUG 5 – 7:00 PM

Exposition Gardens



____ Yes, I will participate in the Peoria County 4-H Auction on Friday, July 30, at 7:00 PM. I have read and agree with the 4-H Auction Guidelines in the Peoria County Show Book. I understand animals to be auctioned must be market animals (except horses) and a 2021 4-H project that was exhibited at the Peoria County 4-H Show. All projects must meet quality requirements listed in Auction Guidelines. I agree that if I continue to show my animal (i.e. State Fair) all terms of sale must be completed by September 15. I understand Auction Committee decisions are final. I understand I can only auction one item. (One animal or one project)

I plan to auction one: ____ Rabbit ____ Poultry ____ Other/describe
 ____ Sheep ____ Swine
 ____ Steer ____ Horse

I understand that it is my responsibility to solicit at least two potential bidders. I also understand that I am required to assist with the set up and clean up of the auction even if my auction item is non-livestock.

4-H Member's Signature _____

Parent's Signature _____

Printed Name _____ Age _____

Address _____

City _____ Zip _____ PH _____

4-H Club _____

Only projects submitted on a completed *Intent to Participate* form will be sold. This will be enforced. Withdrawals will be allowed.

Deadline: **July 1, 2022** – For each 4-H member, mail one complete form to the Peoria County Extension Office, 4810 N. Sheridan Rd., Peoria, IL 61614 – Attn: Auction Committee

Potential Bidders – (Please put complete addresses.)

Name _____ Name _____

Add _____ Add _____

City/Zip _____ City/Zip _____

Promotional materials will be sent to each registered 4-H member and potential buyers listed on this form.



Illinois Extension

UNIVERSITY OF ILLINOIS URBANA-CHAMPAIGN

Peoria County 4-H Program
4810 North Sheridan Road, Peoria, Illinois 61614
Phone: 309.685-3397, Fax: 309.685-3397
<https://extension.illinois.edu/fmpt>

4-H Show Complaint Form

There is a \$25 fee required for each complaint submitted.

4-H Program area, date & time of complaint:	
Livestock Project Area:	4-H Show Activity / Event:
Non Livestock Project Area:	Other:

Description of complaint/violation:

Please sign the Complaint Form after briefly explaining the situation. Try to explain the situation/violation in chronological order, using date & time if applicable. If additional space is needed please attach a separate sheet.
Please print or type.

(If Applicable) - This report is concerning the following individual(s):

Name: _____

4-H member: _____ 4-H Parent/Family Member: _____ 4-H Volunteer: _____

Violation of:

4-H Show Rules & Regulations: _____ 4-H Behavior Guidelines: _____

Required Information: (please print) Submitted by:

Name: _____

Address: _____

Phone: Home (_____) _____ Work: (_____) _____ Other: (_____) _____

E-mail: _____

Signature: _____ **Date:** _____

**Submit this form with \$25 fee to the appropriate Superintendent or 4-H Extension staff
as soon as possible or within three working days after the above mentioned event.**

For office use:

Received by: _____ Date: _____

Code of Practice & Behavior Statement

I believe that my participation in the 4-H program should demonstrate my own ability, knowledge and skill. I will do my own work and only accept advice and support from others. I certify that my project has been cared for and maintained by myself and my immediate family during the required tenure of ownership. My project has not been cared for by a professional fitter or maintained at a professional fitter's facility.

For Horse and Pony projects only: I understand that I should be the only one to fit and train my animal on the show grounds. I can however accept physical assistance with tack, equipment and appointments during the show by my immediate family members or project leader.

I will not use abusive or questionable techniques in the feeding, fitting and showing of my animal(s). I will not resort to fraudulent, illegal or deceptive practices when fitting them for the show. I also will not allow my parents, my instructor or any other adult to employ such practices to my animal(s).

I have read, understand and agree to abide by the General Rules and Regulations (pg 6) and the General Livestock Rules and Regulations (pg 9) in the Peoria County 4-H Show Book. I also have read and agree to abide by the Livestock Department Rules and the Health Requirements for the specific project area(s) I will be exhibiting in. I ask that my parents and/or instructor of my project not break the rules or make exception on my behalf. I wish for my project to be an example of how to accept what life has to offer – good or bad – and how to live with the outcome.

I realize that I am responsible for following the rules and accepting the consequences.

I will respect other people's property at all times.

I understand that there is a 4-H code to follow and that I represent 4-H, Peoria County and my 4-H Club with my behavior. I will make attempts to not swear, smoke or drink (alcoholic beverages) and will conduct myself in a becoming manner at all times. I understand that repeated violations may result in my being denied the privilege of continuing the show.

I will show good sportsmanship.

For Horse and Pony project exhibitors only– I will ride safely at all times.

I will care for my animal(s), my equipment and help keep the show area neat and clean.

The Livestock Superintendent(s) and/or Extension staff will deal with violations of any of the General Rules or General Livestock Rules, specific Livestock Department Rules and Health Requirements stated in the Peoria County 4-H Show Book. I understand that the decision of the department Superintendent(s) and/or Extension staff will be final. Penalties could include losing the right to continue the show for the current year, losing ribbon(s), premium(s) or trophy(s) and losing the privilege to auction for the current year.

4-H Exhibitors

Signature: _____ Date: _____


Parent and/or

Guardian Signature: _____ Date: _____

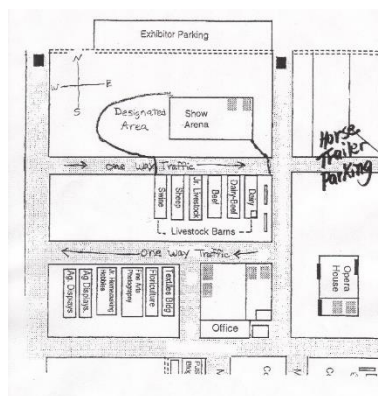
This Agreement Statement and the following are due in the Peoria County office by the following dates:

Rabbits, Poultry, Dogs & Cat Projects July 1, 2022	Beef, Dairy, Sheep, Swine & Goat Projects July 1, 2022	Horse & Pony projects May 1, 2022
Have taken the Quality Assurance & Ethics Training. (QAEC)	Current Quality Care of Animals Certification. (YQCA)	Have take the Quality Assurance & Ethics Training (QAEC)
		Two sets of photos (one set consisting of one photo of each side of the animal)
		A copy of Ownership and/or Lease paper for each animal(s) showing

Here is the other 4-H Show Book Cover Entries that were submitted. We had some great entries! Remember to enter next year!



Bethany Stahl, Edelstein Eager Beavers



Fairground Map

4-H Pledge

*I pledge my **Head** to clearer thinking; my
Heart to greater loyalty; my
Hands to larger service and my
Health to better living, for
My club, my community, my country, and my world.*



Illinois Extension

UNIVERSITY OF ILLINOIS URBANA-CHAMPAIGN

University of Illinois Extension
Peoria County Office
4810 N. Sheridan Road
Peoria, IL 61614
(309) 685-3140

<http://extension.illinois.edu/fmpt/>

COLLEGE OF AGRICULTURAL, CONSUMER & ENVIRONMENTAL SCIENCES

University of Illinois | U.S. Department of Agriculture | Local Extension Councils Cooperating

University of Illinois Extension provides equal opportunities in programs and employment.

If you need a reasonable accommodation to attend, call the registration office.

Issued in furtherance of Cooperative Extension work, Acts of May 8 and June 30, 1914, in cooperation with the US Department of Agriculture by the Director,
Cooperative Extension Service, and University of Illinois.