
I ILLINOIS Extension



Shelby County

1125 W. N. Second Street, Shelbyville, IL 62565
Telephone: 217-774-9546 ~ Fax: 217-774-9549
Web: <https://web.extension.illinois.edu/ccdms/Shelby County 4-H>
Facebook: Shelby County IL 4-H

Danna LewisUnit 19 County Director
Yolanda Nation.....4-H Program Coordinator
MaryBeth MasseySNAP-Ed Program Coordinator
Penny HoodSNAP-Ed Community Worker
Diana Litteral.....Office Support Staff

Illinois State 4-H Office

801 N. Country Fair Drive, Suite E Champaign, IL 61821

University of Illinois ~ U.S. Department of Agriculture ~ Local Extension councils Cooperating
University of Illinois Extension provides equal opportunities in programs and employment.
The 4-H Name and Emblem are Protected Under 18 U.S.C. 707.


If you need a reasonable accommodation to participate in this program contact, Shelby County Extension Office at 217-774-9546.



Shelby County Farm Bureau

Route 128 N, PO Box 409, Shelbyville, IL 62565
Phone: 217-774-2151 ~ Fax: 217-774-5444
Email: shelbycofb@consolidated.net

Madison McFadden County Manager



Shelby County 4-H and Junior Fair

Officers

President..... Lisa Mott
Vice President Don Telgmann
Secretary Yolanda Nation
Treasurer Brad Burgener

Directors

Marilyn Biehler	Muriel Merriman
Brent Curry	Brian Rincker
Michael Gillett	J. David Smith
Jim Hampton	Stuart Thompson
Terri Horsman	

The Illinois Department of Agriculture administers State Statutes relating to fairs and agricultural exhibitions, including the Shelby County 4-H and Junior Fair.

Technically, the 4-H Fair and Junior Fair are separate events that are held concurrently and in the same location at the Shelby County 4-H and Junior Fairgrounds. Youth enrolled in University of Illinois Extension's 4-H youth development program in Shelby County are eligible to exhibit their projects in the 4-H Fair, and to receive educational feedback from judges as part of this "culminating event" for their project efforts. Participation in Junior Fair classes is not restricted to 4-H members; all Shelby County youth between 8 and 18 years of age, including FFA members who are not enrolled in 4-H, are eligible to compete in Junior Fair classes.

For purposes of awarding premiums, the Illinois Department of Agriculture requires fair organizers to make clear distinctions between 4-H Fair classes and comparable Junior Fair classes. It is important for us to comply with the law, as fairs are subject to spot-checks by Department of Agriculture regulatory staff and penalties for not clearly distinguishing between Junior Fair and 4-H Fair classes may include loss of **all** exhibitor premiums. Here are a few of the ways in which we demonstrate our fairs' compliance:

- The Fairbook, which is funded and produced jointly by 4-H and Junior Fair organizers, lists separate classes for 4-H and Junior Fair exhibits and separate entries are required.
- All 4-H Fair entries are processed by University of Illinois Extension staff, while Junior Fair entries must be processed by volunteers affiliated with the Junior Fair. As a convenience to exhibitors who enter projects in both 4-H and Junior Fair classes, the local Extension office will accept paper copies of Junior Fair entries and hold them in a separate box until a Junior Fair volunteer can collect and process them.
- On show day, judging/awards for Junior Fair livestock classes will take place immediately after the comparable 4-H Fair classes, with sufficient time allowed for any additional Junior Fair exhibitors and animals to enter the show ring and be judged. (Youth who exhibit in both classes will not be required to leave the show ring in-between classes.)

We appreciate your cooperation in ensuring that our fairs operate within State law.

DISCLAIMER

"The Department of Agriculture shall use its best efforts to secure sufficient appropriations to fund premiums. In any year for which the General Assembly of the State of Illinois fails to make an appropriation sufficient to pay such premiums, premium amounts may not be accurately reflected in this Premium Book."

Welcome

Dear Friends,

Welcome to the Shelby County 4-H and Junior Fair – a tradition that, thanks to you, continues to bring together family and friends each year. The fair has been a part of the community for over 60 years. Over the decades the fair has been held, countless community volunteers and local businesses have worked together to bring you closer to our county's youth. The youth are involved with agriculture, natural sciences and family and consumer sciences. It is important to take the time to appreciate the hard work and dedication of our youth. Their exhibits here represent many hours of preparation and represent the best of Shelby County.

It requires many dedicated individuals and a lot of hard work to produce a successful fair. I am so proud of our youth for their dedication and to the many adult volunteers who make this fair possible each year. Please take a moment to say "Thank You". So, to the many individuals and businesses who have made financial donations to keep the fair alive, Thank You.

I look forward to a wonderful 2019 county fair!!

Sincerely,
Lisa Mott
Shelby County Junior Fair Board President

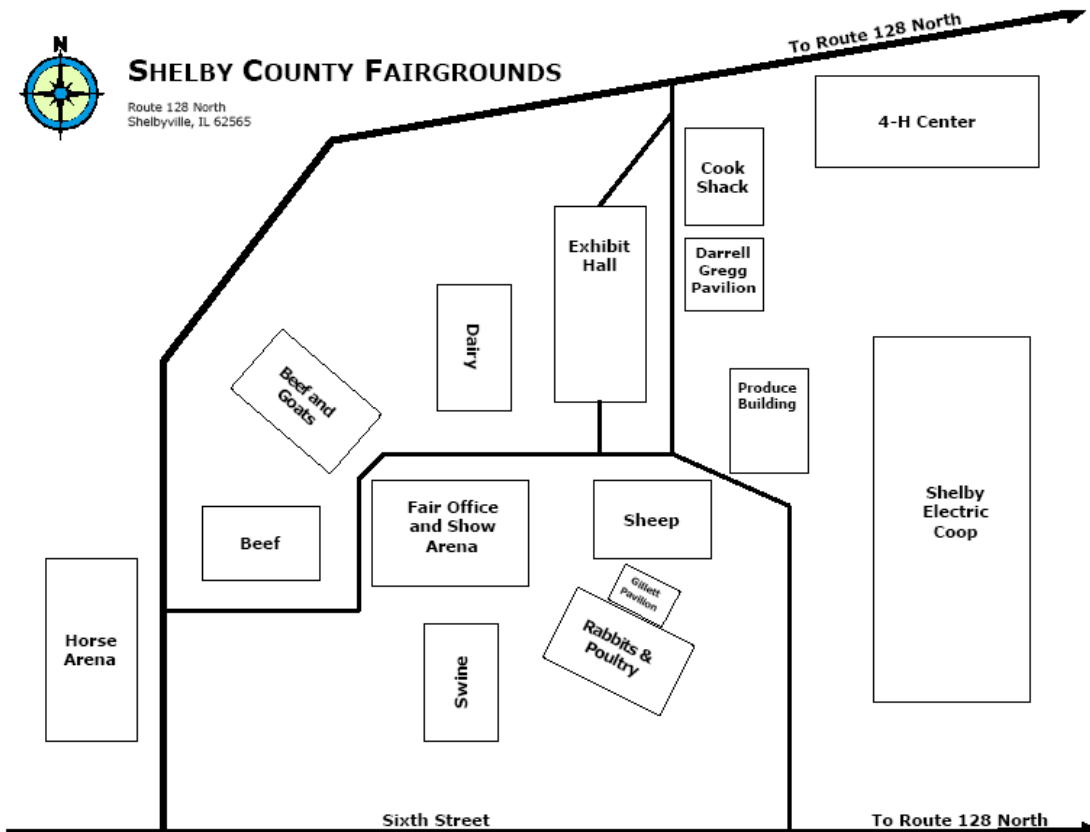


Table of Contents

	<u>4-H</u>	<u>JUNIOR FAIR</u>
4-H Livestock Auction	56-57	—
Aerospace	74	40
Animal/Veterinary Science.....	74-75	41
Beef	58-59	21-23
Bicycle	75-76	—
Cats	70	—
Civic Engagement.....	76	—
Clothing & Textiles	77-80	44
Cloverbuds	53	—
Code of Conduct.....	51-52	—
Collectibles	89	—
College & Career Readiness	81	—
Communications/Journalism	81-82	—
Computer Science	83-84	41
Consumer Education.....	84-85	—
Crops.....	85-86	39
Dairy	60	24
Dairy Beef	61	25
Dogs.....	70-72	33
Donors.....	120-121	48
Electricity	86-87	41-42
Entomology/Beekeeping.....	87-88	40
4-H Exploratory	88-89	—
Floriculture	89-90	38
Foods	90-93	46-47
Food Decorating.....	114-115	45
Forestry	93	40
General Projects Misc. Rules	73	—
Geology	94	40
Geospatial	95	—
Goats.....	64-65	28-29
Health.....	95-96	—
Horse/Pony	68-69	34-35
Horticulture	96-97	36-37
Intercultural (Passport to the World)	97-98	—
Interior Design.....	98-99	—
Knitting/Crocheting	116	44

	4-H	JUNIOR FAIR
Leadership	99-100	—
Livestock Health Requirements	14-18	14-18
Livestock Rules	55	—
Natural Resources	101-102	40
Photography	102-104	43
Plants and Soils	104	—
Poultry	66	30-31
Public Speaking	104-105	—
Rabbits	67	32
Reading	105-106	—
Ribbons	123	122
Robotics	106-107	41
Rules	50-51	19-20
Schedule of Events	6-13	6-13
Scrapbooking	117	45
Sheep	62	26
Shooting Sports	107-108	40
Small Engines	108	42
Small Pets/Guinea Pigs	70	—
State Fair Requirements	54	—
Swine	63	27
Technologies	108-111	—
Theatre Arts	111	—
Tractor	112	41
Video/Filmmaking	113-114	—
Visual/Fine Arts	114-117	45
Weather	118	—
Welding	118-119	42
Woodworking	119	42



Opening Ceremony
Sunday, July 21
8 p.m. in the Show Arena

SHELBY COUNTY 4-H AND JUNIOR FAIR

JULY 21-24, 2019

~ 4-H and Junior Fair Entries are Due June 3~

Each Junior Fair livestock class will be judged and ribbons awarded shortly after the conclusion of the comparable 4-H Fair class.

~ Monday, April 15 ~

4-H Center

7:00 p.m. Public Speaking

~ Monday, June 3 ~

4-H & Jr. Fair entries due into the Extension Office

~ Saturday, July 13 ~

8:00 a.m. Fairground Clean-up, 4-H Center Clean-up

8:30 a.m. Produce Building Clean-up

~ Wednesday, July 17 ~

4-H Center Judging - Registration 8:00-8:30 AM

(4-H'ers must be present for 4-H project judging.)

9:00 a.m. **4-H Projects:** Civic Engagement, Clothing & Textiles, Collectibles, College & Career Readiness, Communications/Journalism, Computer Science, Consumer Education, Geospatial, Health, Interior Design, Intercultural/Passport to the World, Leadership, Photography, Reading, Robotics, Technologies, Theatre Arts, Video/Filmmaking, Weather, 4-H Exploratory

NOTE - All Maker Project area's will be exhibited on this date.

~ Sunday, July 21 ~

4:00-8:00 p.m. Weigh-in available for Rabbit Market Pen and Poultry Market Pen

5:00-6:00 p.m. Weigh-in of Market Lambs

5:00-8:00 p.m. **4-H CENTER & PRODUCE BUILDING PROJECTS CHECK IN—(Refer to individual projects for exact times/dates)**

7:00-8:00 p.m. Health Papers checked in at the fair office

8:00 p.m. Opening Ceremony in the Show Arena

8:00 p.m. **ALL LIVESTOCK EXHIBITS MUST BE IN PLACE.**

~ MONDAY, JULY 22 ~

7:00 a.m. Weigh-in of Swine

8:00 a.m. Weigh-in of 4-H and Junior Fair Market Beef and Dairy Beef

Show Arena Judging

8:00 a.m. 4-H and Junior Fair Sheep

1:00 p.m. 4-H and Junior Fair Goats

6:30 p.m. Cutest Little Farmer Contest

7:00 p.m. Money in the Straw (Ages 1 to 3)

7:15 p.m. Pedal Tractor Pull

Produce Building Judging (4-H'ers must be present for 4-H project judging.)

- 9:00 a.m. Aerospace, Woodworking, Natural Resources-Wildlife, Outdoor Adventures, Sport Fishing, Shooting Sports Displays
9:15 a.m. Entomology, Geology
9:30 a.m. Electricity, Small Engines, Welding
10:00 a.m. Animal/Veterinary Science, Tractor
10:30 a.m. Forestry
2:00 p.m. 4-H Bicycle (Front of Produce Building)

4-H Center Judging (4-H'ers must be present for 4-H project judging.)

- 9:30 a.m. Junior Fair Foods, Junior Fair Arts & Crafts, Junior Fair Clothing, Junior Fair Photography

Misc.

- 12:30 p.m. North of Cook Shack—Rocket Launch or at the conclusion of rocket judging.
4:30-6:00 p.m. Farm Credit Ice Cream Sundaes (Exhibit Hall)
6-8:30 p.m. South of the Dairy Barn—Milk A Cow
6:30 p.m. North of Cook Shack—Christian County Garden Tractor Pull
6-8:00 p.m. Frog Jump - North end of Exhibit Hall

Horse Arena

- 3:00 p.m. 4-H and Junior Horse and Pony Show

Outside Fair Office

- 3:00 p.m. Media will be on Fairgrounds to take pictures of day's winners with trophies and ribbons.

Fair Office

- 5:00 p.m. Livestock Auction Sign Up—Sheep

~ Tuesday, July 23 ~

Show Arena Judging

- 8:00 a.m. 4-H and Junior Fair Swine
1:00 p.m. 4-H and Junior Fair Dairy Cattle (Dairy Beef judging follows)
4:00 p.m. 4-H Dog Care
4:30 p.m. 4-H Dog Obedience
7:00 p.m. Celebrity Showmanship

Produce Building - Registration 7:30-8:30 AM

Register and set-up Horticulture (Vegetables), Floriculture, Houseplants, Educational Displays, Crops, Plants and Soils

(4-H'ers must be present for 4-H project judging.)

- 9:00 a.m. 4-H and Junior Fair Horticulture, Floriculture (including Flower Arranging)
10:00 a.m. Crops, Plants and Soils

4-H Center Judging - Registration 8:00-9:00 AM

Register 4-H Visual Arts (*including knitting and crocheting*) and 4-H Foods

(4-H'ers must be present for 4-H project judging.)

- 8:00-9:00 a.m. 4-H Foods & Visual Arts Check-in
9:30 a.m. 4-H Foods
1:00 p.m. 4-H Visual Arts

Gillett Pavilion

8:00 a.m. 4-H and Junior Fair Rabbits

Outside Fair Office

3:00 p.m. Media will be on Fairgrounds to take pictures of day's winners with trophies and ribbons.

Fair Office

Livestock Auction Sign Up- Goats must be signed up by 9:00 a.m.

Swine must be signed up by 5:00 p.m.

Dairy Beef, Dairy Bucket calves must be signed up by 5:00 p.m.

~ Wednesday, July 24 ~

Show Arena Judging

8:00 a.m. Judging of 4-H and Junior Fair Beef

1:00 p.m. Master Showmanship Contest

6:00 p.m. Awarding of College Scholarships

6:30 p.m. 4-H Livestock Auction

Gillett Pavilion

8:00 a.m. 4-H and Junior Fair Poultry

4-H Center

2:00 p.m. Cloverbud Judging

Produce Building

9:00 a.m. Judging 4-H Cats (North End)

10:00 a.m. Judging of 4-H Small Caged Animals/Small Pets

Misc.

4:30 p.m. Farm Credit watermelon

5:00 p.m. Foundation will be selling ribeye sandwiches by the Produce Building.

Outside Fair Office

3:00 p.m. Media will be on Fairgrounds to take pictures of day's winners with trophies and ribbons.

Fair Office

Livestock Auction Sign Up—Beef & Bucket Calves must be signed up within 1/2 hour following show.

9:00 –10:00 p.m. Projects released from 4-H Center & Produce Building

9:30 p.m. All livestock is released

~ Thursday, July 25 ~

8:00 a.m. Fairgrounds Clean-Up

8:00-8:30 a.m. Exhibits released from 4-H Center and Produce Building

2018 Clean Barn Award

Sponsors & Winners



Sponsor

Winner

Goat Barn	David Smith	Tanner Price
Beef Barn	Chris Hampton	Will Glick
Rabbit Barn	Brian Rincker	Macey Heselton
Dairy Barn	Walden Hoof Trimming	Riley & Alex Walden
Sheep Barn	Michael Gillett	James Coleman
Poultry Barn	Marilyn Biehler	Logan Virden
Swine Barn	Brad & Stacy Burgener	Caysen Henderson

Thank
You
Stand



near the
Gillett Pavilion

Stop by and create
a card for the
Trophy and General
Donation sponsors.

**Join the Shelby County Young Farmers
for Children's Activities
at the Shelby County 4-H & Jr. Fair**

**Monday, July 22, 2019
on the Shelby County Fairgrounds**



6:30 p.m..... Cutest Little Farmer Contest

Boys and Girls ages 1 to 3. Dress up as a farmer would.
Six (6) - \$25 cash prizes will be given away

7 p.m. Money in the Straw

Up to \$50 buried in a straw pile for children ages 1 to 3. Hunt
for quarters, nickels, dimes, pennies and more.



7:15 p.m.....Pedal Pull

Dirt Slinging and the roar of the crowd for
children ages 4 to 7.

Each child is asked to bring a non-perishable
food item or canned good as an entry fee.

Come support the kids as they pedal their way to
the finish line.

1st, 2nd and 3rd place trophies will be awarded
in each age category for the farthest pulls.

GRAND PRIZE

All pedal pull contestant names will be put into a drawing for a Pedal Tractor
compliments of the Shelby County Farm Bureau Young Farmers Committee

For more information contact the Shelby County Farm Bureau office 774-2151

Christian County Tractor Pulling Association

is sponsoring a
Garden Tractor Pull at the Shelby County 4-H & Jr. Fair.

Monday, July 22, 2019

5:30 Weigh-in

6:30 Pull



Pulling Line Up

1. 950lb. 12HP Stock Single
 2. 1050lb. 25HP Stock Twin
 3. 1050lb. 5000 Govern
 4. Super Stock
 5. 1050lb. 20HP Stock Twin (Twin Cylinder Only)
 6. 1050lb. 14HP Stock Single
 7. 1100lb. 25HP Stock Twin
 8. Open Super
 9. 1050lb. 20HP & Under Stock Single or Stock Twin
 10. 1150lb. 16HP Stock Single
- Call Paul Bridges with any questions: 217-820-9252

Milk a Cow

Monday, July 22



6 to 8:30 p.m.

South Side of the
Dairy Barn

Proceeds to "Keep
the Fair Alive" Fund

Shelby Extension Foundation

Froggin for 4-H!

Monday, July 22

6 – 8 p.m.

North End of Exhibit Hall

\$1 entry fee



Ribeye Sandwich Fundraiser

Wednesday, July 24

5 p. m. until gone

Near Produce Building

\$5 per sandwich

Proceeds will be used to support Shelby County 4-H & Extension

Celebrity

Come cheer on your local celebrity!

Showmanship

Tuesday, July 23 at 7 p.m. Show Arena

4-H members will teach celebrities how to exhibit goats, dairy, beef, swine and sheep. Celebrity teams will have one member compete in each animal division. The overall winning team will receive a prize.

RULES:

- 1) Celebrities will be assigned their animals the night of the contest.
- 2) Celebrities will have 15 minutes to work with 4-H'ers to learn how to exhibit the animal.

Farm Credit Give-A-Ways

In the Exhibit Hall



Items for making
ice cream sundaes on
Monday, July 22 at
4:30 - 6:00 p.m.



FREE watermelon on
Wednesday, July 24
at 4:30 p.m.



Cow Pie Bingo

Buy a square and you could WIN up to **\$500**.
A \$10.00 square is available for purchase at any Shelby
County State Bank location or by calling (217) 774-3911.
Event will be held on Monday, July 22 and Tuesday, July 23
at the Shelby County 4-H & Jr. Fair at 6:30 p.m.
Only 100 squares sold each night!



Shelby County State Bank is a great supporter of the Shelby
County 4-H & Jr. Fair Board through their 5 year commitment of
\$5,000 each year totaling \$25,000. We appreciate their support to help
“Keep the Fair Alive” in Shelby County!



For Health Requirement Information:

**Illinois Department of Agriculture
Bureau of Animal Health and Welfare
State Fairgrounds P.O. Box 19281
Springfield, IL 62794-9281
Phone (217) 782-4944**

**2019 Exhibition Livestock Health Requirements
County Fairs**

GENERAL REQUIREMENTS - These Exhibition Health Requirements apply to all livestock present at the fair including those animals that are not entered in competitive events.

1. Exhibitors are required to familiarize themselves with all rules applicable to their exhibits. All out-of-state animals shall require an entry permit. Entry permit numbers are available by calling the Illinois Department of Agriculture, Monday through Friday from 8:00 AM to 4:30 PM, at 217/782-4944. Permits may also be obtained online at: <http://www.agr.state.il.us/AnimalHW/animalregistry/login.php>
2. All animals, except as noted, shall be accompanied by a Certificate of Veterinary Inspection (CVI) which shows that the animal meets all health requirements for the State of Illinois. CVI's shall be made available to Bureau of Animal Health Personnel on request. CVI means a legible record made on an official form from the state of origin which has been issued, signed and dated by an accredited veterinarian and which shows the name and address of the animal's owner or exhibitor and the results of all required tests or vaccinations. A CVI shall list only one animal identification per line; shall be presented on the form on which it was initially issued; and shall not be corrected, changed or altered in any manner.
3. All animals shall be officially identified. The animal(s) official identification shall be recorded on the CVI.
4. If animals are from tuberculosis accredited, brucellosis certified, pseudorabies qualified, or brucellosis validated herds, the identifying herd number(s) along with the date of the last herd test(s) shall appear on the CVI.
5. CVI for out-of-state livestock shall be void thirty (30) days after issuance.
6. CVI for Illinois-origin livestock shall be void ninety (90) days after issuance.
7. All livestock shall be subject to examination upon entry to any Illinois fair or exhibition. Any animal showing evidence of infectious, contagious or communicable diseases shall be immediately withdrawn and held in quarantine at the owner's risk and expense until properly treated and recovered, or until the animal is released to return to the owner's premise. Any livestock infected with scabies, mange, active lesions of ringworm, soremouth, or multiple warts which are easily visible without close examination shall not be permitted to exhibit and are subject to quarantine or removal from the fairgrounds. Sheep and goats with caseous lymphadenitis as evidenced by draining abscesses shall not be exhibited and are subject to immediate quarantine or removal from the fairgrounds.
8. Illinois Department of Agriculture personnel or designee may collect blood, tissue, milk or urine samples from any animal being exhibited and/or raced at any Illinois fair to test for the presence of illegal drugs or banned substances. New examination techniques, such as ultrasound, may also be used at anytime while the animals are on the grounds of any Illinois fair or exhibit. The Illinois Department of Agriculture or designee may collect urine, blood, tissue or other test samples from exhibition animals at the time of slaughter.
9. All exhibitors of animals at any Illinois fair or exhibition shall comply with the provisions of the Illinois Humane Care for Animals Act. If violations are observed, the animal(s) will be excused from exhibition and ordered removed from the grounds with all awards being forfeited. Any practice or deviation from normal, accepted care, including physical, medical or mechanical application, shall constitute a violation of show rules and may result in the animal(s) disqualification and removal from the fairgrounds.
10. Any Illinois cattle, bison, cervidae or goats being exhibited in non-accredited free states must be isolated from the remainder of the herd/flock upon return to Illinois and retested for tuberculosis 60-120 days post-entry.

CATTLE

Identification

Individual identification of each animal shall be either a fully healed and legible tattoo, approved official ear tag, registration number (can only be used if the tattoo is recorded on the registration certificate or for breeds where pictures are acceptable), or individual brands, if brand is recorded on the registration certificate.

Illinois Cattle

Brucellosis - Illinois is a Bovine Brucellosis Class-Free State. Brucellosis testing is not required for Illinois cattle.

Tuberculosis—Illinois is an Accredited Tuberculosis- Free State. Tuberculin testing is not required for Illinois cattle.

Please note: Illinois calves under 6 months of age, and Illinois steers are not required to have a Certificate of Veterinary Inspection.

Out-of-State-Cattle

All out-of-state cattle are to be accompanied by an entry permit. Entry permit numbers are available by calling the Illinois Department of Agriculture, Monday through Friday from 8:00 AM to 4:30 PM, at 217/782-4944. Permits may also be obtained online at: <http://www.agr.state.il.us/AnimalHW/animalregistry/login.php>

Brucellosis

1. Female cattle six (6) months of age and older and bulls eighteen (18) months of age and older shall be negative to an official test for brucellosis within thirty (30) days prior to entry, unless exempt by one (1) of the following:
 - A. Originate directly from a certified brucellosis-free herd.
 - B. Official vaccinates of dairy breeds under twenty (20) months of age or official vaccinates of beef breeds under twenty-four (24) months of age.
 - C. Animal originated from a "Class Free" state (if entire state is so classified)
 - D. Steers and spayed heifers are not required to be tested for brucellosis.
2. The negative brucellosis test shall be conducted at a state or federal laboratory within 30 days prior to exhibition.

Tuberculosis

1. Accredited Tuberculosis Free States
 - A. No tuberculin test required. All cattle, including steers, originating from an Accredited Tuberculosis Free State, may enter Illinois for exhibition when accompanied by a CVI issued by an accredited veterinarian within 30 days.
2. Non-Accredited Tuberculosis Free Areas or States (Not TB Free)
 - A. Cattle must originate from a herd where a complete herd test was conducted within the past year.
 - B. The individual animals entering Illinois must be negative to an additional tuberculin test conducted **within 30 days prior to exhibition.**
 - C. Cattle that enter Illinois for exhibition and remain in Illinois (animal does not return to the state of origin within 30 days) must be isolated and retested for TB 60-120 days from the last official TB test date.

SWINE

Illinois Swine Identification

1. Swine shall be identified by an official ear tag, tattoo or recognized breed ear notch.
2. Ear notch identification is acceptable for all barrows, crossbred gilts and breeding swine.
(Note: Ear notch identification of crossbred swine does not satisfy USDA identification requirements for interstate movement or official testing.)

Brucellosis - Brucellosis testing is not required for Illinois swine.

Pseudorabies—Pseudorabies testing is not required for Illinois swine.

Out-of-State Swine

All out-of-state swine are to be accompanied by an entry permit. Entry permit numbers are available by calling the Illinois Department of Agriculture, Monday through Friday from 8:00 AM to 4:30 PM, at 217/782-4944. Permits may also be obtained online at: <http://www.agr.state.il.us/AnimalHW/animalregistry/login.php>

Identification

1. Individually identified by an official ear tag, tattoo or recognized breed ear notch.
2. Ear notch identification **is not** acceptable for crossbred animals.

Brucellosis

1. Breeding swine 4 months of age and older shall be negative to an official test for brucellosis within 30 days prior to exhibition unless exempt by one (1) of the following:
 - A. Originate immediately and directly from a validated brucellosis-free herd.
 - B. Originate directly from a validated brucellosis-free state.
2. Swine brucellosis tests for exhibition shall be conducted at a state or federal laboratory.

Pseudorabies

- 1. Swine originating from a Pseudorabies Stage IV or V state are exempt from the pseudorabies testing requirement.**
2. Swine originating from a Pseudorabies Stage III state shall be negative to an official test for pseudorabies conducted within thirty (30) days prior to entry or originate immediately and directly from a qualified pseudorabies negative herd.
3. Swine originating from a Pseudorabies Stage I or II state shall be negative to an official test for pseudorabies conducted within the 10 days prior to entry.
4. Barrows and females in market classes must meet the same requirements as breeding swine.

SHEEP

Identification

Individual identification of each animal shall be by an ear tattoo or official metal or plastic tag. A microchip ID is acceptable if the owner provides the reader.

Ear tattoos may be used when a registration certificate, listing the tattoo number, accompanies the animal.

When using ear tags, the tag must indicate the premises ID and state of origin. The tag number must be assigned by a state or APHIS representative and recorded in the Scrapie Record Database.

Market Lambs

All market lambs must be slick shorn (show ring ready) before weigh-in so that show lamb fungus can be identified.

Illinois Sheep

1. Sheep originating from a flock that has previously been classified as either an infected or source flock can be exhibited in Illinois upon the completion of an approved flock plan.
2. For any animal born after 1/1/2002, the CVI must include the flock of birth and the flock of origin, if different.

Out-of-State Sheep

All out-of-state sheep are to be accompanied by an entry permit. Entry permit numbers are available by calling the Illinois Department of Agriculture, Monday through Friday from 8:00 AM to 4:30 PM, at 217/782-4944. Permits may also be obtained online at: <http://www.agr.state.il.us/AnimalHW/animalregistry/login.php>

1. Sheep originating from a flock that has previously been classified as either an infected or source flock can be exhibited in Illinois upon the completion of an approved flock plan.
2. For any animal born after 1/1/2002, the CVI must include the flock of birth and the flock of origin, if different.

GOATS

Identification

Individual identification of each animal shall be by an ear tattoo or official metal or plastic tag. A microchip ID is acceptable if the owner provides the reader.

Tattoos may be used when a registration certificate, listing the tattoo number, accompanies the animal.

When using ear tags, the tag must indicate the premises ID and state of origin. The tag number must be assigned by a state or APHIS representative and recorded in the Scrapie Record Database.

Ears should be used for tattooing when possible. If there is no space in the ear, the flank or tail fold may be used.

Illinois Goats

1. Goats originating from a herd that has previously been classified as either an infected or source herd can be exhibited in Illinois upon the completion of an approved herd plan.

For any animal born after 1/1/2002, the CVI must include the flock of birth and the flock of origin, if different.

Out-of-State Goats

All out-of-state goats are to be accompanied by an entry permit. Entry permit numbers are available by calling the Illinois Department of Agriculture, Monday through Friday from 8:00 AM to 4:30 PM, at 217/782-4944. Permits may also be obtained online at: <http://www.agr.state.il.us/AnimalHW/animalregistry/login.php>

1. Goats originating from a herd that has previously been classified as either an infected or source herd can be exhibited in Illinois upon the completion of an approved herd plan.
2. Tuberculosis- Goats from areas or states that are not Accredited Bovine Tuberculosis Free, must be accompanied by a CVI indicating that the goats originated from a herd where a complete negative herd test has been conducted within the past twelve (12) months and the individual animals are negative to a tuberculin test conducted within thirty (30) days prior to entry. For any animal born after 1/1/2002, the CVI must include the flock of birth and the flock of origin, if different.

HORSES, PONIES, MULES AND OTHER EQUIDAE

Illinois Equine

1. All horses and other equidae, twelve (12) months of age and older attending an advertised equine event, shall be accompanied by a negative test for equine infectious anemia (EIA) conducted within the last twelve (12) months. A copy of this test shall accompany the animal.
2. AGID (Coggins) or ELISA tests are accepted.
3. An advertised equine event means a show, rodeo, sale, auction, exhibition, trail ride, or horse fair that is posted or media promoted.
4. A CVI is not required for Illinois equine.

Out-of-State Equine

All out-of-state equine are to be accompanied by an entry permit. Entry permit numbers are available by calling the Illinois Department of Agriculture, Monday through Friday from 8:00 AM to 4:30 PM, at 217/782-4944. Permits may also be obtained online at: <http://www.agr.state.il.us/AnimalHW/animalregistry/login.php>

1. All horses and other equidae entering Illinois that are twelve (12) months of age or older, shall be accompanied by a negative test for equine infectious anemia (EIA) conducted within the last twelve (12) months. A copy of this test shall accompany the animal.
2. AGID (Coggins) or ELISA tests are accepted.
3. All horses and other equidae shall be accompanied by a CVI issued within thirty (30) days prior to entry.

POULTRY

1. All entries (except waterfowl, i.e. domesticated fowl that normally swim, such as ducks and geese) in a show or exhibition shall have originated from a U.S. Pullorum-Typhoid Clean or equivalent hatchery or flock OR have a negative pullorum-typhoid test within 90 days prior to exhibition. Exhibitor shall show proper information as to name and address of owner or exhibitor, name and address of the authorized testing agent, date of the testing and the number, breed, and species of those tested.
2. Prior to being used to transport poultry to a show, all crates, boxes, containers and vehicles shall be thoroughly cleaned and disinfected.
3. Any poultry vaccinations must be performed at least 4 weeks prior to delivery to the show.
4. Upon admission to a show, all entries shall be examined by the official county fair veterinarian or qualified state personnel who shall also receive and examine all certificates necessary for admission of birds to a show. Birds not in show condition will be excused from exhibition and removed from the premises. Any fowl showing signs of illness during the fair will be removed from the exhibition grounds.

All out-of-state turkeys must originate from flocks that are officially classified as U.S. Mycoplasma Gallisepticum Clean in accordance with the provisions of the National Poultry Improvement Plan or be negative to a test for Mycoplasma gallisepticum within 30 days prior to entry.

6. A permit is also required for out-of-state poultry. A permit may be obtained by calling (217) 782-4944.

Please note: These poultry exhibition requirements do not apply to 4-H and FFA 1-day poultry shows where the entries are taken to the show and returned home the same day. However, a permit is required for out-of-state poultry.

PIGEONS - There are no requirements governing the movements of pigeons within or into Illinois.

RABBITS - There are no requirements governing the movements of rabbits within or into Illinois.

JUNIOR FAIR RULES

DISCLAIMER—“The Department of Agriculture shall use its best efforts to secure sufficient appropriations to fund premiums. In any year for which the General Assembly of the State of Illinois fails to make an appropriation sufficient to pay such premiums, premium amounts may not be accurately reflected in this Premium Book.”

Each Junior Fair livestock class will be judged and ribbons awarded shortly after the conclusion of the comparable 4-H Fair class.

Entry fees will be deducted from premiums. No fees will be charged to an entry not paid a premium.

1. ALL ENTRIES MUST BE IN THE EXTENSION OFFICE BY JUNE 3.
2. Entries are open only to boys and girls who live in Shelby County or belong to Shelby County 4-H and are at least 8 years old by September 1, 2018, but have not passed their 19th birthday by September 1, 2018.
3. General projects must be the work of the individual making the exhibit for the current year (September 1, 2018 thru fair date).
4. **Animals showing at the Shelby County Jr. Fair** - Completion of the Quality Assurance & Ethics training (QAEC) is required for all Shelby County exhibitors in the beef, dairy, cats, dogs, horse/pony, sheep, swine, goat, rabbit and poultry classes. Those who have previously taken the QAEC training are maintained on the approved list and will not need to be re-certified. Online training is available at <http://web.extension.uiuc.edu/qaec/> and must be taken by June 1 in order to exhibit in the Jr. Fair.
5. All animals showing in breeding classes must be registered and in the name of the exhibitor by June 3 of this year. Registry certificates of ownership or transfer must be produced, showing exhibitor to be the owner, when called for by the Superintendent.
6. Horse and pony: By May 1 of the exhibit year, exhibitors must place on file at the local Extension Office copies of ownership and/or lease papers for all animals that the member may plan to exhibit at the Junior Horse Shows. In addition to the ownership/lease papers, two photos (one of each side) of animals will be mandatory for all horse and ponies, grade and registered animals. No animal may be shown more than twice in any of the livestock divisions, except horses and sheep.
7. Only animals entered and stabled on the show premises can compete for any of the premiums offered, excluding horses/ponies.
8. No artificial coloring will be allowed in livestock classes. Cattle are to be shown in their natural conformation. The use of FALSE TAIL HEADS is prohibited. The addition of HAIR, HEMP or ANY SIMILAR SUBSTANCE to any part of an animal is prohibited.
9. No animal may be drugged or it will be disqualified.
10. All market beef must have milk teeth in place. Age will be determined by mouthing.
11. No animals can be sold on the Fairgrounds unless it is being exhibited.
12. All exhibits must be shown by the owner or by another 4-H member.
13. An exhibitor must show in each class in which he is entered unless special permission is granted by the superintendent. No class switching is allowed.
14. If only one exhibit is entered in a class, the exhibit, if shown, will receive first premium. Exhibitors will be limited to two premiums per class.
15. **All livestock exhibitors must have their entries in place by Sunday, July 21 at 8 p.m. No entries shall be removed until Wednesday, July 24 at 9:30 p.m. Any exhibitor failing to comply with the above rules will forfeit their premiums won during the fair.**

- 16. 4-H Center and Produce Building exhibitors need to check their project area for their check-in time. Release will be on Wednesday, July 24 from 9-10 p.m. and Thursday morning at 8 a.m. Any exhibitor failing to comply with the above rules will forfeit their premiums won during the fair.**
17. Pens and stalls will be assigned. Assignments will be made by the department superintendents, and all exhibitors are expected to comply with assignments.
- 18. Health papers will be checked on Sunday, July 21 from 7-8:00 p.m. in the Fair Office. Exhibitors must have registration papers with them at all times.**
19. The fair reserves the right to refuse permission for the entry to show if any entry is not considered worthy of merit.
20. Each exhibitor is responsible for their own feeding equipment and bedding and must keep their pen and exhibits in good order. The fair is yours, and it will be up to you to keep your pens in good shape.
21. The interpretation on all rules concerning the fair shall rest entirely with the Fair Board, and its decision shall be final. Illinois State Fair Junior Department rules will apply to all situations not covered by these rules.
22. The Fair Board reserves the right to bar any exhibitor for violation of rules by deceptive practices.
23. The 4-H and Junior Fair Board and Extension Office will not be responsible for exhibitors' projects that are lost or stolen.
24. Shelby County Junior Fair will provide watchmen to guard exhibits, but will not be held responsible for personal loss or injury from fire or theft or any other causes during the duration of the fair.
25. NO ALCOHOL allowed on fairgrounds. If caught with alcohol, exhibitors will not be allowed to show or receive premium money.
26. No smoking allowed in any Livestock Barns.
27. The fairgrounds are located at the junctions of North Sixth Street and Route 128 at the northwest edge of Shelbyville.
28. The fair gates open to the public at 7:30 a.m. daily. The fairgrounds will be closed at 11:00 p.m. each night.
29. The Illinois Humane Care for Animals Act will be enforced. Basically, this act prohibits physical mistreatment of animals. Persons found mistreating animals shall be prohibited from exhibiting and may be dismissed from the fairground.
30. No camping allowed on the fairgrounds.
31. Unsportsmanlike conduct by exhibitor shall be cause for dismissal of the exhibitor from the fair in that department.
32. Neck ties are required on all beef tie-outs.
33. No Butt fans are allowed on fairgrounds.
- 34. Trophy winners: Remember to write thank-you letters to your donor.**

BEEF CATTLE – DEPARTMENT A

Amount Offered \$4,846.00

Entry Fee per class—\$10.00

Wednesday, July 24

Judging will start at 8:00 a.m. in the Show Arena

Animals must be in place by 8:00 p.m. Sunday, July 21.

Superintendent – Austin Rincker

Asst. Superintendent – Kolton Smith

- 1. Anyone weighing market beef & crossbred heifers must be present for weigh-in on Monday, July 22 at 8:00 a.m.**
2. Exhibitor can show two entries per class.
3. Animals may be purebred or crossbred.
4. Registration and health papers are required of all purebred animals in the breeding and market classes and **must be turned in at the Fair Office between 7-8:00 p.m. Sunday, July 21.**
5. Please refer to the section of "Exhibition Livestock Health Requirements" in front of this book.
6. The superintendent will direct the assigning of stalls.
7. Order of showing will be determined by the superintendent.
8. Exhibitors may enter and show 4 steers.
9. All market beef must have milk teeth in place. No artificial coloring will be allowed in beef show.
10. Animals cannot be tied out until 7:30 p.m. Neck ties are required on all tie-outs.
11. SUPERINTENDENT AND ASSISTANT SUPERINTENDENTS CAN LIMIT NUMBER OF FANS AN EXHIBITOR IS USING.
12. Dying or artificially changing the color of an animal is prohibited. Coloring agents may only be used up to the hock (knee). Powders are not allowed on any part of the animal. Animals will be given a white towel test as they enter the show ring. Cattle are to be shown in their natural conformation. The use of FALSE TAIL HEADS is prohibited. The addition of HAIR, HEMP, or ANY SIMILAR SUBSTANCE to any part of an animal is prohibited. No tail ties will be allowed for breeding stock or steers. Excess adhesive on the legs beyond what is needed to groom the animal's hair is grounds for disqualification.
13. No animal may be drugged, or it will be disqualified.
14. **All beef steers and market heifers must have been weighed at county weigh-in on February 2, 2019.**
15. NO BUTT FANS ARE ALLOWED IN THE BARN.
16. No tack in stalls.

Ownership Requirements:

Steers & Market Heifers

-Calved on or after January 1, 2018

-Owned & personally cared for by exhibitor since – February 1, 2019

Heifers

-Age requirement is from September 1, 2017 to March 31, 2019

-Owned and personally cared for by exhibitor since June 1, 2019

Cow/Calf Class

- Owned and personally cared by exhibitor since January 1, 2019

- Cows must be born before September 1, 2017 (*Cow-Calf Class only*)

When making entries, please include breed and date of birth of heifers.
Do not sign up for Champion/reserve champion classes.

1st \$30; 2nd \$25; 3rd \$22

Female Classes – Females will be shown by age and breed. Females include **Cow/Calf pairs** and heifers. Cows may not be shown by themselves, but a heifer calf may be pulled from the cow and entered into the heifer class. Females will be divided equally into 22 classes by breed and age by the Superintendent when entries are received. \$25 for Champion and \$20 for Reserve Champion of each breed.

99 ----- Cow/Calf Pair (Calf must be born after January 1, 2019)

100-103 ----- Angus, 4 classes

104 ----- Champion Angus

105 ----- Reserve Champion Angus

106-109 ----- Hereford, 4 classes

110 ----- Champion Hereford

111 ----- Reserve Champion Hereford

112-115 ----- Simmental, 4 classes

117 ----- Champion Simmental

118 ----- Reserve Champion Simmental

119-122 ----- Shorthorn, 4 classes

123 ----- Champion Shorthorn

124 ----- Reserve Champion Shorthorn

125-129 ----- AOB/Crossbred, 5 classes

130 ----- Champion AOB/Crossbred

131 ----- Reserve Champion AOB/Crossbred

132 ----- Grand Champion Female (Overall) \$125 Grand Champion Female Overall

133 ----- Reserve Grand Champion Female (Overall) \$75 Reserve Grand Champion Female Overall

Market Beef Classes are based upon weigh-in numbers.
\$25 for Champion & \$20 for Reserve Champion of each breed.

134-135 ----- Angus, 2 classes

136 ----- Champion Angus

137 ----- Reserve Champion Angus

138-139 ----- Hereford, 2 classes

140 ----- Champion Hereford

141 ----- Reserve Champion Hereford

142-143 ----- Simmental, 2 classes

144 ----- Champion Simmental

145 ----- Reserve Champion Simmental

146 ----- Shorthorn

147 ----- Champion Shorthorn

148 ----- Reserve Champion Shorthorn

-
- 149-151 ----- AOB/Crossbred, 3 classes
 152 ----- Champion, AOB/Crossbred
 153 ----- Reserve Champion AOB/Crossbred
- 154-156 ----- Bank Steers, 3 classes **No adhesives allowed on bank steers.**
 157 ----- Champion Bank Steer,
 158 ----- Reserve Champion Bank Steer
- 159 ----- Market Heifer
 160 ----- Champion Market Heifer
 161 ----- Reserve Champion Market Heifer
- 162-163 ----- Pair of Females, 2 classes
 164 ----- Champion Pair of Females
 165 ----- Reserve Champion Pair of Females
- 166-167 ----- Pair of Steers, 2 classes
 169 ----- Champion Pair of Steers
 170 ----- Reserve Champion Pair of Steers
- 171 ----- Grand Champion Steer (Overall) \$125 Grand Champion Overall
 172 ----- Reserve Grand Champion Steer (Overall) \$75 Reserve Grand Champion Steer
- 173-174 ----- Bucket Calf, 2 classes (male or female) must be born after January 1, 2019 and owned by June 1, 2019. Calf must be bottle or bucket fed by 4-H'er for at least the first 30 days of life. Calves must be healthy and clean; no fitting or clipping allowed. Only one entry per exhibitor.
- 175 ----- Champion Bucket Calf
 176 ----- Reserve Champion Bucket Calf
- 1st \$30; 2nd \$25; 3rd \$23; 4th \$20; 5th \$18; 6th \$17; 7th \$16; 8th \$15
- 177 ----- Rate of Gain, Steer (awarded to best rate of gain steer from weigh-in to show (1 class) (Does NOT include bank steers or market heifers.)
 178 ----- Rate of Gain, Bank Steer
 179 ----- Rate of Gain, Market Heifer
 180 ----- Champion Rate of Gain, \$25
 181 ----- Reserve Champion Rate of Gain, \$20

DAIRY CATTLE – DEPARTMENT B

Amount Offered - \$2,133.00

Entry fee per class—\$10.00

Tuesday, July 23

Judging will start at 1:00 p.m.

(or after Swine Show is completed) in the Show Arena

Animals must be in place by 8:00 p.m. Sunday, July 21.

Superintendent – Mary Tabbert

Assistant Superintendent – Alex Walden

1. Exhibitor can show two entries per class.
2. Please refer to "Exhibition Livestock Health Requirements" in front of this book.
3. Registration and health papers are required of all purebred animals in the breeding and market classes and **must be turned in at the Fair Office between 7-8:00 p.m. Sunday, July 21.**
4. Entries in cow classes may or may not be in milk; however, all animals in milk must show in cow classes. All purebred animals must be registered in member's name.
5. Separate classes will be provided for GRADES AND PUREBREDS.
6. There will be no championship grade class. When you enter your animals, please note on the entry blank if the animal is not registered.
7. **Date of birth (day, month, and year) for animals must be listed on the entry blank.**

1st \$30; 2nd \$25; 3rd \$22; 4th \$20

200-210 ----- Holsteins – There will be 11 classes divided by the superintendents as they see fit for different age groups.

1st \$30; 2nd \$25; 3rd \$22; 4th \$20

211 ----- Pair of Females (there will be one class)

1st \$30; 2nd \$25

212-220 ----- Jersey and Other Breeds – There will be 9 classes divided by the superintendents as they see fit for different age groups.

1st \$30; 2nd \$25; 3rd \$22

221 ----- Pair of Females (there will be one class)

1st \$30; 2nd 25; 3rd \$22; 4th \$20; 5th \$18

222 ----- Straight Dairy Steer Bucket Calf -

(1 class) Must be born after January 1, 2019 and owned by June 1, 2019. Calf must be bottle or bucket fed by 4-H'er for at least the first 30 days of life. Calves must be healthy and clean; only one entry per exhibitor.

Ownership Requirements:

No age requirements.

Calves and Heifers—owned since June 1, 2019

Cows—owned since January 1, 2019

Do not sign up for Champion/reserve champion classes.

223 ----- \$100 - Grand Champion Female, Overall Breeds

224 ----- \$ 75 - Reserve Grand Champion Female, Overall Breeds

225 ----- \$ 75 - Junior Champion Female, Overall Breeds

226 ----- \$ 50 - Junior Reserve Champion Female, Overall Breeds

DAIRY BEEF – DEPARTMENT H

Amount Offered - \$458.00
Entry fee per class—\$10.00

Tuesday, July 23

Judging – After Dairy Show in the Show Arena
Animals must be in place by 8:00 p.m. Sunday, July 21.

Superintendent – Mary Tabbert
Assistant Superintendent – Alex Walden

1. **Anyone weighing dairy beef must be present for weigh-in on Monday, July 22 at 8:00 a.m.**
2. **All dairy steers must have been weighed at county weigh-in on February 2, 2019.**
3. Please refer to “Exhibition Livestock Health Requirements” in front of this book.
4. Exhibitor can show two entries per class.

Ownership Requirements:

Steers

- Calved on or after January 1, 2018
- Owned & personally cared for by exhibitor since – February 1, 2019

1st \$30; 2nd \$25; 3rd \$22

230-231 ----- Dairy Beef (2 classes)

233 ----- Dairy Beef - Rate of Gain

234 ----- Dairy Crossbred Steer Bucket Calf- (1 class) Must be born after January 1, 2019 and owned by June 1, 2019. Calf must be bottle or bucket fed by 4-H'er for at least the first 30 days of life. Calves must be healthy and clean; only one entry per exhibitor.

Do not sign up for Champion/reserve champion classes.

235 ----- \$75 – Champion Dairy Beef

236 ----- \$50 – Reserve Champion Dairy Beef

237 ----- \$25 – Champion Rate of Gain

SHEEP — DEPARTMENT F

Amount Offered - \$4193.00

Entry fee per class—\$8.00

Monday, July 22

Judging will start at 8:00 a.m. in the Show Arena

Animals must be in place by 8:00 p.m. Sunday, July 21.

Superintendent – Debbie Cruit

1. Registration and health papers are required of all purebred animals in the breeding and market classes and **must be turned in at the Fair Office between 7-8:00 p.m. Sunday, July 21.**
2. Please refer to "Exhibition Livestock Health Requirements" at the beginning of this book.
3. Each exhibitor will be limited to two breeds in the breeding classes.
4. Exhibitors may have two entries in each class.
5. Entries to breeding classes may be purebred, crossbred or grade.
6. Lambs born after 9/1/2018 may be shown in the "under one year" class.
7. All market lambs must be docked and castrated.
8. All market lambs must be slick shorn before weighing.
9. Animals shown in the breeding classes may not compete in the market class.
10. Exhibitors can weigh and show 6 single market lambs (either ewes or wethers), regardless of the weight class. Note: An exhibitor will only be paid premiums for a maximum of two entries per class.

11. Market lambs will be weighed and marked July 21 from 5-6:00 p.m. and divided into weight classes at that time.

1st \$22; 2nd \$20; 3rd \$18; 4th \$16

BREEDING CLASSES – Each class will be divided into 5 breed classes.

- 300-304 ----- Yearling Ewe - Ewe 1 year and under 2
- 305-309 ----- Ewe Lamb – Ewe under 1 year
----- Champion Ewe
- 310-314 ----- Pair of Females
- 315-319 ----- Yearling Ewe and Ewe Lamb
- 320-324 ----- Ram Lamb – Ram under 1 year
----- Champion Ram
- 325-329 ----- Pair of Lambs – Ram and Ewe
- 330-334 ----- Yearling Ewe and Ram Lamb
- 335-339 ----- Young Flock – Ram Lamb & 2 Ewe Lambs or 2 Yearling Ewes

1st \$21; 2nd \$19; 3rd \$18

340-342 ----- Market Lamb Classes – Market Lambs will be equally divided into 13 classes after they have been officially weighed at the fair.

353-355 ----- Pen of 2 Market Lambs (Wether or Ewe) will be equally divided into 3 classes

Do not sign up for Champion/reserve champion classes.

- 356 ----- \$50 – Grand Champion Ram overall
- 357 ----- \$25 – Reserve Grand Champion Ram overall
- 358 ----- \$50 – Grand Champion Ewe overall
- 359 ----- \$25 – Reserve Grand Champion Ewe overall
- 360 ----- \$50 – Grand Champion Single Market Lamb overall
- 361 ----- \$25 – Reserve Grand Champion Single Market Lamb overall

Ownership Requirements:

Wethers: Ownership date is May 15, 2019. Lambed on or after January 1, 2019.

Ewes/Rams: Owned and personally cared for by June 25, 2019.

SWINE—DEPARTMENT G

Amount Offered - \$4,863.00

Entry fee per class - \$8.00

Tuesday, July 23

Judging starts at 8:00 a.m. in the Show Arena
Animals must be in place by 8:00 p.m. Sunday, July 21.

Superintendent – Melissa Hopkins
Assistant Superintendent – Mike Rincker

RULES: Anyone weighing crossbred gilts and all barrows must be present for weigh in on Monday, July 22 at 7:00 a.m.

1. Registration and health papers are required of all purebred animals in the breeding and market classes and **must be turned in at the Fair Office between 7-8:00 p.m. Sunday, July 21.**
2. Please refer to "Exhibition Livestock Health Requirements" at the beginning of this book.
3. **Each exhibitor may enter and show 6 animals; at least 2 animals must be purebred; otherwise, 2 gilts and 2 barrows.**
4. Exhibitor can show two entries per class.
5. Animals not registered will be shown in the crossbred classes.
6. All Crossbred Gilts and Barrows will be weighed Monday at the fair to determine weight class.
7. Registration papers will be checked by Superintendent on July 22 at 8:00 a.m. A copy of registration papers must be left with the superintendent at that time.
8. Minimum barrow weight will be 160 lbs. for the show.
9. SUPERINTENDENT has the final decision on any matters.

BARROWS:

1. Purebred and Crossbred Barrows will be weighed Monday, July 22 at 7:00 a.m.
2. Minimum weight will be 160 lbs. for the show.
3. Barrows will be divided into proper weight classes.

GILTS:

1. All crossbred gilts will be weighed Monday, July 22, at 7:00 a.m.
2. Crossbred gilts will be divided into proper weight classes.
3. Purebred gilts will not be weighed.

1st \$22; 2nd \$20; 3rd \$18; 4th \$16; 5th \$14

400-419 ----- GILTS, 20 Classes

420-442 ----- BARROWS, 23 Classes

443-446 ----- CARCASS, 4 Classes – (Only one hog per exhibitor.
In the Carcass Class, the hog must weigh at least
230 pounds to win Champion Overall Carcass.)

Do not sign up for Champion/reserve champion classes.

447 ----- \$50 – Grand Champion Market Barrow

448 ----- \$25 – Reserve Grand Champion market Barrow

449 ----- \$50 – Grand Champion Gilt

450 ----- \$25 – Reserve Grand Champion Gilt

451 ----- \$50 – Grand Champion Carcass

452 ----- \$25 – Reserve Grand Champion Carcass

453-468 ----- \$20 – Pure Breed Champion (8 champion gilts/8 champion barrows)
Champion and Reserve champions receive ribbons.

Ownership Requirements:

Must be owned and cared for by exhibitor by June 1, 2019.

-Barrows must be farrowed on or after January 1, 2019.

-Premiere barrows must be farrowed on or after February 10, 2019.

-Gilts must be farrowed on or after January 1, 2019.

GOATS – DEPARTMENT U

Amount Offered - \$2,779.00

Entry Fee per class—\$7.00

Monday, July 22

Judging will start at 1:00 p.m.

Animals must be in place by 8:00 p.m. Sunday, July 21.

Superintendent – Michael Virden

1. Registration and health papers are required of all purebred animals in the breeding and market classes and **must be turned in at the Fair Office between 7-8:00 p.m. Sunday, July 21.**
2. Each exhibitor in the Junior Show will be limited to two entries per class.
3. Please refer to "Exhibition Livestock Health Requirements" at the beginning of this book.
4. Please indicate goat's birthdate on entry—day, month and year.
5. Any animals with signs of ringworm, sore mouth, or draining abscesses will NOT be allowed.
6. Goats with horns may be shown.
7. All dairy and meat goat wethers must be clipped.
8. All goats must show with a chain and lead or in a halter.
9. Classes may be redivided, if necessary, to balance class size after all entries are received.
10. **Wethers:** must be born after 10/1/18, have milk teeth, and be castrated at least 60 days before the show.
11. Each goat must be identified either with a microchip, tattoo or ear tag. Ear tattoos may be used when a registration certificate, listing the tattoo number, accompanies the animal. When using ear tags, the tag must indicate the premises ID and state of origin. The tag number must be assigned by a state or APHIS representative and recorded in the Scrapie Record Database. Tags are available from USDA, at no charge, by calling 1-866-USDA-TAG or Dr. Rick Jones, Springfield (217) 241-6689.
12. All goats must be listed on a CVI (Certified Vet. Inspection) list before coming to the fair.
13. **Goat identification will be checked prior to each class.**

Ownership Requirements:

Wethers—must be born on or after October 1, 2018, owned and cared for by exhibitor by May 15, 2019.

Kids and yearlings not in milk must be owned and cared for by exhibitor by June 1, 2019.

Milking does must be owned by exhibitor by January 1, 2019.

Meat goats are to be owned by exhibitor by May 15, 2019.

1st \$19; 2nd \$18; 3rd \$17; 4th \$16; 5th \$15; 6th \$14; 7th \$13

BILLY/WETHER DIVISION

1098 ----- All Breeds—Buck/Billy—born after 10/1/18

1099 ----- Dairy Goat Wether

1100 ----- Meat Goat Wether

DOES:

----- Junior does are under 2 years old and have never had babies.

----- Senior does must have had babies at least once.

PYGMY DIVISION

- 1101 ----- Junior Pygmy Doe Kid—birth up to 1 year old
- 1102 ----- Senior Pygmy Doe—1 year and older

CROSSBRED DIVISION

- 1103 ----- Junior Crossbred Doe Kid, under 2 (never freshened) or born August 1, 2017 to December 31, 2018
- 1104 ----- Junior Crossbred Doe Kid, born January 1, 2019 to March 31, 2019
- 1105 ----- Junior Crossbred Doe Kid, born April 1, 2019 to show date
- 1106 ----- Senior Crossbred Doe Kid—1 year old
- 1107 ----- Senior Crossbred Doe—2 years and older

DAIRY DIVISION

- 1108 ----- Junior Dairy Doe Kid, under 2 (never freshened) or born August 1, 2017 to December 31, 2018
- 1109 ----- Junior Dairy Doe Kid, born January 1, 2019 to March 31, 2019
- 1110 ----- Junior Dairy Doe Kid, born April 1, 2019 to show date
- 1111 ----- Senior Dairy Doe - 1 year old
- 1112 ----- Senior Dairy Doe - 2 years & older

MEAT DIVISION

- 1113 ----- Junior Meat Doe Kid, under 2 (never freshened) or born August 1, 2017 to December 31, 2018
- 1114 ----- Junior Meat Doe Kid, born January 1, 2019 to March 31, 2019
- 1115 ----- Junior Meat Doe Kid, born April 1, 2019 to show date
- 1116 ----- Senior Meat Doe - 1 year old
- 1117 ----- Senior Meat Doe - 2 years
- 1118 ----- Senior Meat Doe - 3 years & older

- 1119 ----- All breeds - Mother/Daughter—both must owned by same exhibitor

Do not sign up for Champion/reserve champion classes.

- 1120 ----- \$15 - Champion Buck/billy kid
- 1121 ----- \$10 - Reserve Champion Buck/billy kid
- 1122 ----- \$15 - Champion Dairy Wether
- 1123 ----- \$10 - Reserve Champion Dairy Wether
- 1124 ----- \$15 - Champion Meat Wether
- 1125 ----- \$10 - Reserve Champion Meat Wether
- 1126 ----- \$15 - Jr. Champion Pygmy Doe Kid
- 1127 ----- \$10 - Jr. Reserve Champion Pygmy Doe Kid
- 1128 ----- \$15 - Sr. Champion Pygmy Doe
- 1129 ----- \$10 - Sr. Reserve Champion Pygmy Doe
- 1130 ----- \$15 - Jr. Champion Crossbred Doe Kid
- 1131 ----- \$10 - Jr. Reserve Crossbred Doe Kid
- 1132 ----- \$15 - Sr. Champion Crossbred Doe
- 1133 ----- \$10 - Sr. Reserve Champion Crossbred Doe
- 1134 ----- \$15 - Jr. Champion Dairy Doe Kid
- 1135 ----- \$10 - Jr. Reserve Champion Dairy Doe Kid
- 1136 ----- \$15 - Sr. Champion Dairy Doe
- 1137 ----- \$10 - Sr. Reserve Champion Dairy Doe
- 1138 ----- \$15 - Jr. Champion Meat Doe Kid
- 1139 ----- \$10 - Jr. Reserve Champion Meat Doe Kid
- 1140 ----- \$15 - Sr. Champion Meat Doe
- 1141 ----- \$10 - Sr. Reserve Champion Meat Doe
- 1142 ----- \$25 - Grand Champion Doe Overall Breeds
- 1143 ----- \$15 - Reserve Grand Champion Doe Overall Breeds

POULTRY – DEPARTMENT I

Amount offered \$1,321.75

Entry Fee per class—\$1.00

Wednesday, July 24

Judging will start at 8:00 a.m. in the Gillett Pavilion

Animals must be in place by 8:00 p.m. Sunday, July 21.

Superintendent – Sherri Hudson

1. Please refer to “Exhibition Livestock Health Requirements” at the beginning of this book.
2. **ALL CAGES WILL BE ASSIGNED BY SUPERINTENDENT.**
3. **Exhibitors should note on entry sheets how many cages they will need.**
4. Exhibitors must have poultry market pens weighed on Sunday, July 21 from 4-8 p.m.
5. All exhibitors must show proof that the exhibition has originated from a U.S. Pullorum-Typhoid Clean or equivalent hatchery (ie receipt from certified hatchery or breeder, or receipt from a farm store) OR provide a negative pullorum-typhoid test within 90 days prior to show from a veterinary’s office or an authorized testing agent. **BLOOD TESTING WILL BE PROVIDED AT THE FAIR ON SUNDAY, JULY 21 FROM 4-8 P.M. AT A COST OF A \$1 PER BIRD.** Waterfowl are exempt from this requirement.
6. Exhibitors are allowed two entries per class.
7. Exhibitor will be limited to showing a maximum of two market pens.
8. Breeding pens shall consist of one cockerel and two pullets.
9. Each breed (American, English, Mediterranean, Bantam and Other) will consist of the following classes: cockerel, pullet, breeding, egg production.
10. Egg production hens are judged on past egg production qualities – handling conditions, molting, uniformity, bleached, etc.
11. The American Standard of Perfection shall be used as the guide for all breeding classes.
12. A cockerel shall be a male hatched during 2019.
13. A pullet shall be a female hatched during 2019.
14. A hen shall be a female 1 year of age or older.
15. **NOTE:** An exhibitor may bring a maximum of 4 American pullets, 4 English pullets and 4 Other pullets.

NOTE: All birds must be hatched after January 1, 2019, to be eligible for all classes, except Egg Production Hens and classes 550-553.

Ownership Requirements:

Owned and cared for by exhibitor by June 1, 2019.

Note: Breeds have the same geographic origin.

American Class includes but not limited to: New Hampshire Red, Rhode Island Red, Plymouth Rocks, Jersey Giant and Wyandotte.

English Class includes but not limited to: Australorp, Cornish Dorkings, Opringtons, and Sussex.

Mediterranean Class includes but not limited to: Anconas, Blue Andalusians, Leghorn, White-Faced Black Spanish.

1st \$5; 2nd \$4.75; 3rd \$4.50; 4th \$4.25; 5th \$4; 6th \$3.75; 7th \$3.50; 8th \$3.25

	American	English	Mediterranean	Other	Bantam
Cockerel	500 & 501	502 & 503	504 & 505	506 & 507	508 & 509
Pullet	515 - 518	519 - 522	523 & 524	525 - 528	529 & 530
Breeding	535	536	537	538	539

540 ----- Egg Production

Egg Production Class is made up of 3 hens that are any breed. Egg Production hens are judged on past egg production qualities – handling conditions, molting, uniformity, bleaching etc.

1st \$5; 2nd \$4.75; 3rd \$4.50; 4th \$4.25; 5th \$4; 6th \$3.75; 7th \$3.50

541-543 ----- Market Pen of 3 Classes (3 Classes) – These market birds will be weighed by superintendent prior to caging.

544-545 ----- Market Egg Class (all one color -white, brown, or other) show 1 dozen

1st \$5; 2nd \$4.75; 3rd \$4.50

Note: These birds do not have to be hatched after January 1, 2019.

550 ----- Pair of Waterfowl (1 male, 1 female)

551 ----- Pair of Game Birds/Other Fowl (1 male, 1 female) (Pheasants, quail, exotic birds, etc.)

552 ----- Turkeys (1 male & 1 female, or 2 females)

553 ----- Pair of Domestic Birds (Pigeons, Dove, etc.) – Exhibitors must bring own cages.
The door to each cage must be wired shut.

Do not sign up for Champion/reserve champion classes.

560 ----- \$10.00 – Grand Champion Pullet

561 ----- \$ 5.00 – Reserve Grand Champion Pullet

562 ----- \$10.00 – Grand Champion Cockerel

563 ----- \$ 5.00 – Reserve Grand Champion Cockerel

564 ----- \$10.00 – Grand Champion Breeding Pen

565 ----- \$ 5.00 – Reserve Grand Breeding Pen

566 ----- \$10.00 - Grand Champion Market Pen

567 ----- \$5.00 - Reserve Grand Champion Market Pen

RABBITS – DEPARTMENT I

Amount Offered \$957.50
Entry fee per class—\$1.00

Tuesday, July 23

Judging will start at 8:00 a.m. in the Gillett Pavilion
Animals must be in place by 8:00 p.m. Sunday, July 21.
Weigh-in time (for meat pen and friers) will be at check-in
on Sunday, July 21 from 4:00-8:00 p.m.

Rabbit Superintendent – Jason & Tynia Kessler
Assistant Superintendent – Marie Gillett

1. **Exhibitors must note on entry sheets how many cages they will need.**
2. Exhibitors are allowed two entries per class.
3. Each entry will be ear marked with a permanent ear tattoo or a waterproof ink, in either the left or right ear. The marking will consist of the pedigree number, or exhibitor number, or exhibitor’s initials.
4. Market pens and friers must weigh a minimum of 3 lbs. each. Friers may also be used in a meat pen, but not in the breeding class.
5. Exhibitors only are responsible for entries to and from the Show Arena and during judging.
6. Superintendents reserve the right to disqualify entries due to sickness or infection, or if exhibitor does not water and properly care for animals.
7. Exhibitors may bring their own cages.
8. Exhibitor can show a maximum of 14 rabbits—2 Jr. Bucks, 2 Sr. Bucks, 2 Jr. Does, 2 Sr. Does, 2 meat pens.

Ownership Requirements:—Owned and cared for by exhibitor by June 1, 2019.

SUPERINTENDENT WILL ASSIGN CAGES DURING CLEAN-UP OR ON ARRIVAL.

Junior Rabbits under 6 months of age
Senior Rabbits----- 6 months of age & older

1st \$5; 2nd \$4.75; 3rd \$4.50; 4th \$4.25; 5th \$4.00; 6th \$3.75; 7th \$3.50

550-555 ----- Junior Buck (6 classes)
556-561 ----- Senior Buck (6 classes)

562-567 ----- Junior Doe (6 classes)
568-573 ----- Senior Doe (6 classes)

574-576 ----- Meat Pen of 3 rabbits – will be divided into 3 classes (light, medium, heavy – minimum weight of meat pen is 9 lbs.)

577-579 ----- Friers Classes - will be divided into 3 classes (light, medium, heavy- minimum weight is 3 lbs.)

Do not sign up for Champion/reserve champion classes.

- 580 ----- \$10.00—Grand Champion Buck
- 581 ----- \$5.00—Reserve Grand Champion Buck
- 582 ----- \$10.00—Grand Champion Doe
- 583 ----- \$5.00—Reserve Grand Champion Doe
- 584 ----- \$10.00—Grand Champion Meat Pen
- 585 ----- \$5.00—Reserve Grand Champion Meat Pen
- 586 ----- \$10.00—Best of Show
- 587 ----- \$10.00—Best Groomed Rabbit

JUNIOR FAIR–DOG OBEDIENCE SHOW – DEPARTMENT V-1

Amount Offered \$107.25
Entry Fee per class—\$1.00

Tuesday, July 23

Dog Obedience (Show Arena)

Obedience will start at 4:30 p.m. or following Dog Care

Superintendent – Sandy Brix

Assistant Superintendents - Beth Weber, Jordan Stoune

1. Proof of rabies vaccination must be brought with dog.
2. Exhibitor is limited to one entry per class.
3. Dogs must be taken home after they are judged.
4. Dogs must be brought in to ring on leash.

1st \$5; 2nd \$4.75; 3rd \$4.50; 4th \$4.25; 5th \$4.00; 6th \$3.75

580 ----- Beginner Novice I (inexperienced dog and inexperienced handler)

581 ----- Beginner Novice II (experienced handler and inexperienced dog **or** inexperienced handler and experienced dog)

582 ----- Pre Novice

583 ----- Novice (will pay 4 places)

Do not sign up for Champion/reserve champion classes.

585 ----- \$ 10.00 — Best of Show

Ownership Requirements:

Owned and cared for by exhibitor by June 1, 2019.

HORSE AND PONIES – DEPARTMENT R-1

Amount offered \$2,183.00

Entry Fee per class— \$6.00

Monday, July 22

Judging will start at 3:00 p.m. in the horse arena

Superintendents — Yolanda & John Nation

1. **NEGATIVE COGGINS IS REQUIRED IN ORDER TO SHOW!! MUST SHOW PROOF!!** Refer to "Exhibition Livestock Health Requirements" in the front of this book for information regarding Coggins Test.
2. All horses and ponies must be owned or cared for by exhibitor.
3. No horse or pony may be shown by more than one exhibitor.
4. **Each horse shown must be entered on a separate form. You must designate on the entry blank the name of the horse that will be exhibited in the various classes.**
5. Junior and Senior Showmanship are opened to all Shelby County youth regardless if they have won the class in previous years.
6. The first and second places in Junior and Senior Showmanship will compete in the Grand Champion Showmanship Classes.
7. Only barrel racing, flags and pole bending may have two (2) entries for the same exhibitor.
8. High Point Rider is based on one horse, one rider.
9. Horse Show takes place, as long as arena conditions safely permit. Arena conditions are determined by the Department Superintendent, Fair Board and Extension Staff.
10. Each exhibitor must have on file by May 1 at the Extension Office a copy of ownership/lease papers for animals exhibited in the Shelby County Junior Fair Horse Show or at the State 4-H Horse Show, with 2 photos (one of each side of animal). *** No horse or pony may be shown in the Junior Fair Horse Show without the required photos that are due to the Extension office by May 1, 2019.
11. Any number of pictures with ownership/lease may be turned in by the May 1 deadline.
12. No exhibitor may show more than three (3) horse/pony combinations.
13. No replacement animals will be allowed in the Show unless that animal has already been registered in the local Extension office by the May 1 deadline.
14. Replacement animals may be allowed only with a vet certificate and if the Exhibitor has pictures on file with the Extension office. The replacement horse may only be exhibited in the same classes as the horse it is replacing. The only substitution would be mare and gelding halter classes and between the horse and pony classes.
Example: If you were signed up for all the pony classes, provide a vet certificate that the pony is unable to be shown and have a back-up horse's picture on file, you then could substitute the horse into the same horse classes that the pony was signed up.
15. **NO trainers or non-parents should be working/riding horses, ponies, donkeys, and mules before or during the show!**
16. All horse exhibitors are required to wear a properly fitted ASTM or SEI standard F1163 (or above) certified equestrian helmet whenever mounted or driving at all 4-H horse and pony events, shows, activities, or practices. Original tags must be present in all approved helmets. The 4-H member is responsible to see that this specified head-gear is properly fitted with the approved harness fastened snugly in place whenever mounted.
17. Dress code - 4-H t-shirts or collared polo shirts will be allowed. No tank tops. Jeans and boots with a heel are required. Chaps are optional.

1st \$23; 2nd \$19; 3rd \$17; 4th \$15; 5th \$14

- 600 ----- Halter (56" and under) (Pay 3 places)
- 601 ----- Gaited horse/Mule/Donkey (Pay 3 places)
- 602 ----- Gelding (over 56", any age)
- 603 ----- Mare (over 56", any age)
- 604 ----- Showmanship (13 and under)
- 605 ----- Showmanship (14 through 18)
- 606 ----- English Pleasure (all ages)
- 607 ----- English Equitation (all ages)
- 608 ----- Gaited/Mule/Donkey Horsemanship (all ages) (Pay 3 places)
- 609 ----- Gaited/Mule/Donkey Pleasure (all ages) (Pay 3 places)
- 610 ----- Walk/trot (optional tack) (13 & under)
- 611 ----- Walk/trot (optional tack) (14 through 18)
- 612 ----- Country Pleasure (walk and favorite gait – 13 and under)
- 613 ----- Country Pleasure (walk and favorite gait – 14 through 18)
- 614 ----- Western Horsemanship (no gaited/mule – 13 and under)
- 615 ----- Western Horsemanship (no gaited/mule – 14 through 18)
- 617 ----- Pony Pleasure (56" and under) (Pay 3 places)
- 618 ----- Western Pleasure (over 56", no gaited/mule), 13 and under)
- 619 ----- Western Pleasure (over 56", no gaited/mule, 14 through 18)
- 620 ----- Flags (13 and under)
- 621 ----- Flags (14 through 18)
- 622 ----- Barrel Racing (13 & under)
- 623 ----- Barrel Racing (14 through 18)
- 624 ----- Pole Bending (13 & under)
- 625 ----- Pole Bending (14 through 18)
- 626 ----- Costume Class

Do not sign up for Champion/reserve champion classes.

- 627 ----- \$25—High Point
- 628 ----- \$15—Reserve High Point

JUNIOR FAIR HORTICULTURE – DEPARTMENT K

Amount Offered - \$640.00

Entry Fee per class— \$1.00

Tuesday, July 23

Judging will start at 9:00 a.m.

Entries must be in place by 8:30 a.m. Tuesday in the Produce Building.

Superintendents: Linda Glick, Ted Huber

1. Exhibitors must set-up entries and market displays between 7:30-8:30 a.m. in the Produce Building on Tuesday, July 23.
2. DO NOT BRING ON MONDAY.
3. The Produce Building will be closed at 9:00 a.m. until the judging is completed.
4. All produce entries must carry the age of the exhibitor as of September 1, 2018.
5. Exhibitors will be divided into classes by age according to total number of entries.
6. Exhibitors are limited to one entry per class.
7. No plates will be provided.
8. MARKET DISPLAYS WILL BE SET UP BY EXHIBITORS ONLY.
9. Entry tags must be tied on through holes in plates.
10. Note - In order to receive a placing, the project needs to be edible.

SHELBY COUNTY JUNIOR FAIR REGULATIONS ON PRODUCE

1. Vegetables should be in sellable condition, (i.e., should be cleaned, but not peeled or scrubbed).
2. The stem of pumpkin, squash, eggplants, peppers and vine crops (except muskmelon) should be left on the fruit.
4. Tap roots of carrots and beets should not be removed.
5. For plate class, carrot tops should be trimmed to about 1 inch.
6. Sweet corn should be shown with husks intact. Cut a 2"x2" area out of husk to show corn. Shanks should be trimmed evenly.
7. Onions must not be peeled. Onions should be dry, tops trimmed to not over 1 inch. Roots should be approximately 1/4 inch.
8. Cabbage: trim to one (1) outer or wrapper leaf.
9. Special rules for classes 740 through 745 – Display of 6 or more different Vegetables.
 - Different types of the same vegetables are considered 2 vegetables (such as red and white potatoes). Vegetables must be "edible."
 - **Entry tags must be firmly attached.**
 - ALL DISPLAYS MUST BE SELF-CONTAINED AND MOVABLE.
 - Market displays **must** have the name and variety of each vegetable identified. Basket must include 6 or more vegetables. There may not be more than 2 different varieties of any vegetable. For example, red and white potatoes would be classified as two different varieties. Acorn squash and zucchini would be classified as two different vegetables. See 4-H Horticulture on page 96 for a complete of approved vegetables.

Waxes, mineral oils and dyes should not be used on any exhibit!!

1st \$5; 2nd \$4.75; 3rd \$4.50; 4th \$4.25; 5th \$4

Do not sign up for Champion/reserve champion or Best of Show classes.

Exhibitor may exhibit either 5 red potatoes or 5 white potatoes

- 700-702 ----- 5 Potatoes, 3 classes
- 703 ----- Champion Potatoes, no premium
- 704 ----- Reserve Champion Potatoes, no premium

- 705-706 ----- 5 Carrots, 2 classes
- 707 ----- Champion Carrots, no premium
- 708 ----- Reserve Champion Carrots, no premium

Exhibitor may exhibit either 5 slicing or 5 pickling cucumbers

- 709-710 ----- 5 Cucumbers, 2 classes
- 711 ----- Champion Cucumbers, no premium
- 712 ----- Reserve Champion Cucumbers, no premium

Exhibitor may exhibit either 5 yellow, 5 white or 5 red onions

- 713-715 ----- 5 Onions, dry bulb, 3 classes
- 716 ----- Champion Onions, no premium
- 717 ----- Reserve Champion Onions, no premium

Exhibitor may exhibit either 5 slicing or 12 small fruited, (all ripe or all green)

- 718-721 ----- Tomatoes, 4 classes
- 722 ----- Champion Tomatoes, no premium
- 723 ----- Reserve Champion Tomatoes, no prem.

- 724-725 ----- 5 Sweet Corn, 2 classes
- 726 ----- Champion Sweet Corn, no premium
- 727 ----- Reserve Champion Sweet Corn, no premium

Exhibitor may exhibit either 5 (bell/banana) or 12 (chili/cherry) peppers (same variety)

- 728-729 ----- 5 Peppers, 2 classes
- 730 ----- Champion Peppers, no premium
- 731 ----- Reserve Champion Peppers, no premium

Exhibitor may exhibit either 1 red or 1 green cabbage

- 732-733 ----- Cabbage, 2 classes
- 734 ----- Champion Cabbage, no premium
- 735 ----- Reserve Champion Cabbage, no premium

Exhibitor may exhibit in only 1 squash class

- 736 ----- 3 Zucchini Squash
- 737 ----- 3 Other Summer Squash or 1 Fall Squash or 1 pumpkin
- 738 ----- Champion Squash, no premium
- 739 ----- Reserve Champion Squash, no premium

See Rule #9 regulations on produce for market display.

- 740-745 ----- Display 6 or more Different Vegetables – 6 classes
- 746 ----- Champion Market Display, no premium
- 747 ----- Reserve Champion Market Display, no premium

- 748 ----- \$10 Best of Show – Vegetables

FLORICULTURE – DEPARTMENT L

Amount Offered \$235.00
Entry Fee per class— \$1.00

Tuesday, July 23

Judging will start at 9:00 a.m.

Entries must be in place by 8:30 a.m. Tuesday in the Produce Building.

Superintendents: Karen Smith, Kim McQueen, Terry Prasun

1st \$5; 2nd \$4.75; 3rd \$4.50; 4th \$4.25; 5th \$4

1. Grown from seed planted Spring 2019 or young seedling plants, bulbs or rhizomes by exhibitor.
2. Exhibitor may exhibit only 1 marigold class, either miniature or larger and 1 entry of other annual flower.
3. Exhibit in one container, 3 stems of blooms - each with attached foliage. Foliage that would go inside the container may be removed. All three blooms or stems should be the same variety, color, shape and size and must have been grown from seed, young seedling plants, bulbs or rhizomes by the exhibitor.

Do not sign up for Champion/reserve champion or Best of Show classes.

750-751 ----- 3 Zinnias, 2 classes

752 ----- Champion Zinnias, No premium

753 ----- Reserve Champion Zinnias, No premium

754-755 ----- 3 Any Other Annual Flower, 2 classes

756 ----- Champion 3 Other Annuals, No premium

757 ----- Reserve Champion 3 Other Annuals, No premium

758-759 ----- 3 Miniature Marigolds, 2 classes

760 ----- 3 Larger Marigolds

761 ----- Champion Marigolds, No premium

762 ----- Reserve Champion Marigolds, No premium

763 ----- One Indoor Houseplant class

764 ----- Champion Indoor Houseplant, No premium

765 ----- Reserve Champion Indoor Houseplant, No premium

766 ----- Floriculture/Horticulture Display (any floriculture from Project A, B, C, or D
except flower arrangements, 3 marigolds, 3 zinnias, or 3 other annuals

767 ----- Champion Display, No premium

768 ----- Reserve Champion Display, No premium

**4-H'ers will bring their flower arrangements already completed.
Judging will be at the Produce Building on Tuesday, July 23 at
9:00 a.m. (After judging, arrangements may be moved to the
4-H Center for display.)**

769 ----- Floral Arrangement Exhibit—All arrangements should fit into a space no larger than 2'x2. No silk flowers are permitted:

Create a flower arrangement; either a round arrangement or bud vase.

OR

Create a centerpiece around a theme such as a wedding, holiday, birthday, etc.

770 ----- Champion Exhibit from Floral Arrangements. No premium

771 ----- Reserve Champion Exhibit. No premium

772 ----- \$10 – Best of Show

CROP CLASSES – DEPARTMENT J

Amount Offered \$167.50
Entry Fee per class – \$1.00

Tuesday, July 23

Judging will start at 10:00 a.m.

All exhibits must be in place by 8:30 a.m. Tuesday in the Produce Building.

Superintendent – David Smith

REMINDER - Include the member's crop records with the exhibit, such as the 4-H Crop record found online @ <https://4h.extension.illinois.edu/sites/4h.extension.illinois.edu/files/projects/documents/STEM/crops-and-soils-record-form-2016.pdf> an FFA crops record or similar information. **Crop records should be brought for judging and then taken home with the youth.**

1. Do not bring on Monday.
2. All crop entries must carry the age of exhibitor as of September 1, 2018. Exhibitors in corn and soybean classes will be divided according to total number of entries.
3. Exhibitors are limited to 1 entry per crop group.
4. Crop displays will be set up by exhibitors themselves starting at 7:30 a.m.
5. All Crops exhibited must have been grown and cared for by the exhibitor.

1st \$5; 2nd \$4.75; 3rd \$4.50; 4th \$4.25; 5th \$4

Do not sign up for Champion/reserve champion or Best of Show classes.

780-782 ----- 2 fresh plants of field corn, 3 classes

783 ----- Champion Field Corn, No premium

784 ----- Reserve Champion Field Corn, No premium

785-787 ----- 5 fresh soybean plants, 3 classes

788 ----- Champion Soybeans, No premium

789 ----- Reserve Champion soybeans, No premium

790 ----- Gallon of small grain, current year's crop

791 ----- Champion Gallon of small grain, No premium

792 ----- Reserve Champion Gallon of small grain, No premium

793 ----- \$10 – Best of Show

Class requirements and suggestions for crop projects: NOTE: All crops exhibitors must display on a card or sheet information regarding cultural practices such as date of planting, plant population, row-widths, planting depth, soil types, fertility program, weed and insect control program, etc. Plants should not be in a container. Plants should be loosely tied together in an attractive arrangement. List variety and plant population on display.

Corn ----- 3 classes divided by age: Exhibit 2 fresh field corn plants to be representative of project field including root system free of soil. Plants should be uniform in terms of plant height, ear height, size of ear, and maturity. Plants should be free of insects and disease damage. Husks should be intact on ears with good tip fill. Roots should be washed off. Double ears are allowed. See requirements above.

Soybeans ----- 3 classes: Exhibit 5 fresh soybean plants to be representative of project field including root system free of soil. Plants should be uniform in terms of plant height, pod development, and maturity.

Gallon of Small Grain ---- Exhibit current year's crop. Container can be a clear glass jar, free of chaff, foreign materials, insects and disease damaged kernels. Variety and maturity should be listed and attached.

EDUCATIONAL AND NATURAL HISTORY – DEPARTMENT N

Amount Offered - \$365.00

Entry fee per class— \$1.00

Monday, July 22

See Judging Times Below

Exhibits must be checked in between 5:00-8:00 p.m., Sunday, July 21
in the Produce Building.

Superintendents: Linda Glick, Ted Huber

Projects in Educational and Natural History – Department N – must have attached a written explanation of a learning experience with project and placed in a sheet protector.

1st \$5; 2nd \$4.75; 3rd \$4.50; 4th \$4.25; 5th \$4

Do not sign up for Champion/reserve champion or Best of Show classes.

ENTOMOLOGY – Judging – 9:15 a.m.

800 ----- Insect Collection – Beginning, Intermediate or Advanced – Collection of 15 or more species representing four or more orders. Collection must be accurately labeled.

GEOLOGY – Judging – 9:15 a.m.

801 ----- Rock Collection:

Display 8 to 19 rocks and mineral specimens with three minerals in the collections. Collection may include duplications that show variations. Label collection and note where found.

OR

Display at least 20, but no more than 29, rocks and mineral specimens with seven minerals in the collections. Collection may include duplications that show variations. Label collection and note where found.

OR

Display at least 30, but no more than 40, rocks and mineral specimens with ten minerals in the collection. Rocks should include at least three igneous, two metamorphic, and three sedimentary groups. Label collection and note where found.

OR

Display no more than 50 specimens that have been selected to illustrate a specific theme of the exhibitor's choosing. Be creative. Sample categories could include (but are not limited to): industrial minerals and their uses; a specific rock group and the variety that occurs in that group, including some minerals that occur in that environment; select fossils traced through the geologic ages; minerals and their crystal habits; rocks and minerals used in the lapidary arts.

FORESTRY – Judging – 10:30 a.m.

802 ----- Forestry Display – Any exhibit corresponding to 4-H Forestry Program-Forestry 1, 2, or 3.

NATURAL RESOURCES (Includes Natural Resources, Sportfishing, Outdoor Adventures, Wildlife, Shooting Sports) Judging – 9:00 a.m.

803-805 ----- 3 Classes divided by projects.

805A ----- \$10—Best of Show (Entomolgy, Geology, Forestry, Natural Resources)

AEROSPACE – Judging – 9:00 a.m.

806-809 ----- Exhibit model rocket in good flying condition. They will be divided equally in four classes. No engines.

810 ----- \$10 — Best of Show—Aerospace

COMPUTERS – JUDGED ON WEDNESDAY, JULY 17, 9:00 a.m. in 4-H Center
811 ----- Exhibit any project from 4-H Computer Science Classes.

ANIMAL SCIENCE – Judging – 10:00 a.m.
812 ----- Exhibit will correspond to 4-H Vet Science/Animal Science classes.
813 ----- \$10 — Best of Show—Animal Science

ROBOTICS – JUDGED ON WEDNESDAY, JULY 17, 9:00 a.m. in 4-H Center
814 ----- Exhibit any project from 4-H Robotics Class.
815 ----- \$10 — Best of Show—Robotics

TRACTOR – Judging—10:00 a.m.
816 ----- Exhibit any project from 4-H Tractors A-D.
817 ----- \$10 — Best of Show—Tractor

FINE ARTS – DEPARTMENT M-1

Amount Offered \$660

ELECTRICITY – SMALL ENGINES

Entry Fee per class—\$1.00

Monday, July 22

Judging will start at 9:30 a.m.

Exhibits must be checked in between 5:00-8:00 p.m., Sunday, July 21
in the Produce Building.

Superintendents: Linda Glick, Ted Huber

1. A description of how your project was constructed must be displayed in a sheet protector with your project.

1st \$5; 2nd \$4.75; 3rd \$4.50; 4th \$4.25

900 ----- Electricity 1: (May only be battery-powered projects using battery components and wiring). Exhibit a momentary switch, simple switch, basic circuit, electromagnet, galvanometer, **OR** an electric motor. All projects must include a report explaining how the project was constructed and the principles demonstrated. Recommendations can be found on the website. Projects using paper clips, cardboard, thumbtacks, & brads are not eligible for state fair exhibits in electricity. Members wishing to exhibit these types of projects should consider exhibiting in Junkdrawer Robotics 1 or 2.

901 ----- Electricity 2: (May only be battery-powered projects using battery components and wiring) Exhibit a circuit board demonstrating parallel and series switches, including a circuit diagram; 3-way or 4-way switch circuit using DC/battery; **OR** a basic electrical device (examples: rocket launcher, burglar alarm, etc). All projects must include a report explaining how the project was constructed and the principles demonstrated. Recommendations can be found on the website. Projects using paper clips, cardboard, thumbtacks, & brads are not eligible for state fair exhibits in electricity. Members wishing to exhibit these types of projects should consider exhibiting in Junkdrawer Robotics 1 or 2.

902 ----- Electricity 3: Exhibit a 120V lighting fixture or other appliance which uses a switch; **OR** two electrical household circuits using 120V materials to comply with National Electrical Code, one with a simple on/off switch to control bulb, and one using 3-way switches to control light from two locations; **OR** other project which demonstrates

principles in the Wired for Power book. All electricity projects must include a report, explaining how the project was constructed, and principles for its operation. Recommendations can be found on the website.

903 ----- Electricity IV - Exhibit any electronic or solid state appliance. Exhibitor must be able to explain how the project was constructed, how it is to be used and how it works. When project is being constructed, general safety and workmanship should be considered.

904 ----- Small Engines - Any display corresponding to 4-H Small Engine classes.

Do not sign up for Champion/reserve champion or Best of Show classes.

905 ----- \$10 - Best of Show - Electricity

906 ----- \$10 - Best of Show - Small Engines

WOODWORKING

Entry Fee per class— \$1.00

Monday, July 22

Judging will start at 9:00 a.m.

Exhibits must be checked in between 5:00-8:00 p.m., Sunday, July 21
in the Produce Building.

1st \$5; 2nd \$4.75; 3rd \$4.50; 4th \$4.25; 5th \$4

Superintendent: Linda Glick, Ted Huber

1. Classes will be divided by age and experience.

910-914 ----- Woodworking will be divided equally into 5 classes.

Do not sign up for Champion/reserve champion or Best of Show classes.

915 ----- \$10 - Best of Show - Woodworking

WELDING

Entry Fee per class—\$1.00

Monday, July 22

Judging will start at 9:30 a.m.

Exhibits must be checked in between 5:00-8:00 p.m., Sunday, July 21
in the Produce Building.

Superintendents: Linda Glick, Ted Huber

1. Classes will be divided by age and experience.

1st \$5; 2nd \$4.75; 3rd \$4.50; 4th \$4.25; 5th \$4

916-917 ----- Welding — Exhibit any welding project. Will be divided into 2 classes.

Do not sign up for Champion/reserve champion or Best of Show classes.

918 ----- \$10.00 — Best of Show—Welding

PHOTOGRAPHY

Entry Fee per class— \$1.00

Monday, July 22

Judging will start at 9:30 a.m.

Exhibits must be checked in between 5:00-8:00 p.m., Sunday, July 21 in the 4-H Center.

Superintendent - Esther Becker

1. Exhibitors may only show one entry per class type.
2. Pictures should be a minimum of 5x7 and mounted or in a frame.

1st \$5; 2nd \$4.75; 3rd \$4.50; 4th \$4.25; 5th \$4

920-921 ----- Landscapes or Architecture Pictures A wide view normally of such things as mountains, pastures, rivers, waterfalls, rock or other natural formations, or perhaps a broad view of a city or the likeness of an entire or a portion of a building, monument or other man-made edifice. (2 classes)

922-923 ----- Portraits One or more people interacting with the camera/photographer. A posed picture. One or more people interacting with each other or their environment. (2 classes)

924-925 ----- Life in the Country Pictures depicting rural scenery, farm activities (planting, harvesting, canning, caring for animals, etc.) People may be included in these photos. (2 classes)

926 ----- Close-ups and Still Life A photograph of a small portion of an entire object (not to include people or living things). These may be "found" arrangements of items that create a pleasing line or view, or the photographer may intentionally set them up. (Photographer may choose to set up an arrangement of objects in a tabletop array).

927 ----- Nature A picture including wildlife, butterflies, birds, flowers, trees. (anything that involves nature).

928 ----- Animals A picture including farm animals, pets, horses, etc.

929 ----- Photo Editing – Exhibit one 8" x 10" photo that has been altered using digital photo-editing techniques (beyond cropping and red-eye reduction). Include a print of the original photo(s), taped to the back of the photo frame. Photos must be mounted on mount board or poster board or framed. Exhibit must be no larger than 11" x 14" (inside frame measurement).

930-935 ----- Other Pictures A display that does not fit into the above classes. Will be divided into 6 classes.

Do not sign up for Champion/reserve champion or Best of Show classes.

936 ----- \$10 – Best of Show – Photography

JUNIOR FAIR HOME ECONOMICS DIVISION

1. The 4-H Center will be closed from 9 a.m. until 2:00 p.m., Monday, July 22 for judging.
2. The superintendent of each division will determine the judging time.
3. All entries must remain on exhibit during the entire fair.
4. Exhibits will be divided into classes according to total number of entries.
5. All entries must include age of exhibitor as of September 1, 2018.
6. EXHIBITORS MAY MAKE MORE THAN ONE ENTRY PER CLASS BUT MAY ONLY PLACE TWO TIMES.

CLASS M-2 – CLOTHING – TEXTILES

Amount offered \$370.00
Entry Fee per class—\$1.00

Monday, July 22

Judging will start at 9:30 a.m.

Exhibits must be checked in between 5:00-8:00 p.m., Sunday, July 21 in the 4-H Center.

Superintendent – Dianna Furr

1st \$5; 2nd \$4.75; 3rd \$4.50; 4th \$4.25; 5th \$4

940 ----- Skirts

941 ----- Gathered Shorts

942 ----- Shorts/Pants

943 ----- Buy Clothes (Display garment with description of why garment was purchased and how it fits into existing wardrobe. Tags should also be displayed.)

944 ----- School Dress/Sunday Dress/Two Piece Outfit

945-946 ----- Apron or Drawstring Bag (will be divided into two classes)

947-948 ----- Knitted Garment or Item (will be divided into two classes)

949 ----- Crocheted Garment or Item

950 ----- Suits/Coats/Party Dress/Formals

951-952 ----- Pillows (9 patch or square) (will be divided into two classes)

953 ----- Sleeve/Sleeveless-Collarless Top or Jumper

954 ----- Quilt

955 ----- Misc. Anything sewn that is not listed above.

Do not sign up for Champion/reserve champion or Best of Show classes.

956 ----- \$10—Best of Show-Clothing/Textiles

JUNIOR FAIR – DEPARTMENT M-3 – FINE ARTS

(VISUAL ARTS & CRAFTS PROJECTS)

Amount Offered - \$1,191.25

Entry Fee per class—\$1.00

Monday, July 22

Judging will start at 9:30 a.m.

Exhibits must be checked in between 5:00-8:00 p.m., Sunday, July 21 in the 4-H Center.

Superintendent – Debora Fogleman

1. Maximum of 2 miscellaneous craft entries per person.

2. No entry changes on day of show.

3. Textile Painting on articles of clothing should be entered in Clothing and Textiles Division.

1st \$5; 2nd \$4.75; 3rd \$4.50; 4th \$4.25; 5th \$4; 6th \$3.75

957-958 ----- Interior Design, (May use 4-H Interior Design Project) 2 classes

959-960 ----- Candles, 2 classes

961-962 ----- Jewelry Making, 2 classes

963 ----- Ceramics (hand formed only)

964-966 ----- Pastels (drawing), 3 classes

967-969 ----- Watercolor, Acrylic, or Oil, 3 classes

970-972 ----- Pencil, Ink or Colored Pencil, 3 classes

973 ----- Mixed Media (combination i.e. colored chalk & ink; marker & ink; chalk & crayon, etc.)

974 ----- Craft Painting (painted wood, bricks/pavers, or clay pots)

975 ----- Homemade Dolls (mop, rag, pillowcase, etc.)

976-977 ----- Mosaics (stained glass, etched, etc.), 2 classes

978-979 ----- Leathercraft, 2 classes

980-981 ----- Naturecraft, 2 classes

982 ----- Homemade Toy

983-984 ----- Metal Craft, 2 classes

985-987 ----- Miscellaneous Paper Items, 3 classes

988-990 ----- Scrapbooking Pages—Complete at least 4 scrapbook pages (front/back, total of 8 pages) either 8 ½" x 11" or 12"x12". Must be exhibited in page protectors. No prepurchased pages are allowed. 3 classes

991-992 ----- Hand-made Greeting Card, can be any occasion. Must be hand-made by the exhibitor. No kits allowed. 2 classes

993-996 ----- Miscellaneous will be divided equally into 4 classes (no needlework or fabrics)

997-998 ----- Decorated Cake, (will be judged on technique only) 2 classes

999-1000 ----- 4 Decorated Cupcakes, (will be judged on technique only) 2 classes

1001 ----- 4 Decorated Cookies (will be judged on technique only)

Do not sign up for Champion/reserve champion or Best of Show classes.

1002 ----- \$10 Best of Show

CLASS O – FOODS

Amount offered – \$1,382.50

Entry Fee per class—\$1.00

Monday, July 22

Judging will start at 9:30 a.m.

Exhibits must be checked in between 5:00-8:00 p.m., Sunday, July 21 in the 4-H Center.

Superintendent: Kellie Kuhn

1. Each person may make only one entry per class in foods (i.e., you can bring only one entry for class of 3 brownies).
2. Please note the size of the portions and the number of items that are to be judged.
3. No box mixes accepted.
4. Food should be placed on a 6-8" disposable plate.
5. Each person should show what he/she prepared.
6. **Shared cakes, breads, etc. will be disqualified at the judges' discretion, and no premium will be paid to either exhibitor.**

Note—No Jr. Fair Foods will be allowed to be exhibited as 4-H Foods.

****Decorated cakes, cookies and cupcakes have been moved to Arts & Crafts and will be judged on decorating skills only.****

1st \$5; 2nd \$4.75; 3rd \$4.50; 4th \$4.25; 5th \$4

CAKES

1003-1004 ---- 1/4 Layer Devil's Food Cake, 2 classes

1005-1006 ---- 1/4 Layer Yellow Cake or One-Egg Cake, 2 classes

1008 ----- 1/4 Angel Food Cake

QUICK BREADS

1009-1011 ---- 1/4 Coffee Cake (corner piece), 3 classes

1012-1013 ---- 1/4 Corn Bread (corner piece), 2 classes

1014-1015 ---- 1/4 Quick and Fruit Bread Loaf - from loaf end, 2 classes

1016 ----- 3 Muffins (not microwaved, regular size, any variety)

1017 ----- 3 Blueberry Muffins

1018 ----- 3 Rolled Biscuits

COOKIES

1019 ----- 3 Chocolate Cookies

1020 ----- 3 Drop Sugar Cookies

1021-1023 ---- 3 Oatmeal Cookies, 3 classes

1024 ----- 3 Monster Cookies

1025-1030 ---- 3 Chocolate Chip Cookies, 6 classes

1032 ----- 3 Blond Brownies

1033-1035 ---- 3 Brownies, 3 classes

1037-1039 ---- 3 Peanut Butter Cookies, 3 classes

1042-1044 ---- 3 Snickerdoodles, 3 classes

1045 ----- 3 Rolled Sugar Cookies

1046-1048 ---- 3 Cereal Marshmallow Bars, 3 classes

1049-1050 ---- 3 No-bake Cookies, 2 classes

PASTRY

- 1051----- 2 Turnovers
1052-1053 ---- 1/4 Fruit Pie, 2 classes

YEAST BREAD

- 1055-1056 --- 3 Cinnamon Rolls, 2 classes
1057----- 1/4 Swedish Tea Ring
1058----- 3 Crescent Rolls
1059----- 3 Cloverleaf Rolls
1060----- 1/2 Loaf White or Whole Wheat Bread (hand/formed)
1061----- 1/2 Loaf White or Whole Wheat Bread—Bread Machine

CANNING- Must be labeled and dated

- 1062----- 1 jar Vegetable
1063----- 1 jar Fruit (including tomatoes)
1064----- 1 jar Fruit Preserves or 1 jar Jelly
1065----- 1 jar Pickles (cucumbers)

CANDY/SNACKS

- 1066----- 3 pieces Fudge
1068----- 3 pieces Hard Candy (may be any type of hard candy)
1069-1070 ---- 1 cup Party Cereal Snack (in a clear plastic bag), 2 classes

Do not sign up for Champion/reserve champion or Best of Show classes.

- 1071----- \$10 Best of Show

Champion Trophies in Foods will be awarded on the points system for both Junior and Senior Exhibitors. Rosettes will be awarded to Champion and Reserve Champion in Cakes, Cookies, Quick Breads, Pastry, Yeast Breads, Preservation, and Candy Exhibits.

Thank You

2018 - Keep the Fair Alive Donations

Anonymous
AGCO—GSI
Ayars Bank
Barker Implement, Inc
Battery & Starter Specialist
Bennett Farms of Bethany, IL
Dennis & Jodi Beyers
Boarman's Auto Sales, Inc
Brix Veterinary Service
John & Sandy Brix
Michael & Paula Buchanan
Brad & Stacy Burgener
In Memory of Connor Burgener—Chris & Betsy Burgener
R. Callahan Construction Company
Kevin & Marci Campbell
CF & H Insurance Agency, Inc.
In Memory of Judy Coleman - Lewis Coleman
Jill Conder
Countryside Campers—James & Sharon Walter
Tina Daniels
Joren & Allison Davis
Dewitt Savings Bank of Moweaqua
Equity Insurance Group, Inc
Farm Credit Illinois
Figgins Electric, LLC
First Federal Savings of Shelbyville
First National Bank of Pana
First National Bank of Waterloo
First State Bank of Beecher City
Forlines Trucking Inc.
In Memory of Louie Gillett— Marie Gillett
Graphic Packaging International
Greenville Livestock Auction Inc.
Merle Gullidge
Hampton Family Farms
In Memory of Joe & Marjorie Hampton—Joe & Anne Hampton
Richard & Gertie Hayden
In Memory of Harlan Henderson - Sandy Henderson
In Memory of Harlan Henderson - Brian & Leigh Postin
Tom & Brenda Horsman
HCE ladies of Shelby County
J & R Collision Centers
Kessler Farm/Pulling Team
Killam & Englund Insurance
John & Mary Kirkbride
McLeod Express
Milk the Cow Booth at the fair
Miller Fertilizer & Feed Inc.

Moweaqua Lions Club
Moweaqua Packing Plant
Moweaqua Rustlers 4-H Club
Fred & Mary Naber
Irl & Anne Rincker
Schafer Farms
Buck & Louise Schmahl
Shelby County 4-H Federation
Shelby County Farm Bureau
Shelby County Pork Producers
Shelby County State Bank
Shelby Electric Coop
Shelby Showstoppers 4-H Club
Darrell Shumard
Tate & Lyle of Findlay
Don & Kim Telgmann & girls
Karen Thilker
Doug Uphoff
Uphoff Farms
Paul & Teresa Van Deursen
Gina Vonderheide for States Attorney
Wade's Quality Meats
West & Company, LLC
Stuart & Ann Wilson
Dennis & Kenna Wirth
Wyffel Hybrids—Mike Warner
Jim & Judy Yockey

Club Auction Baskets


Shelby County 4-H Federation
Findlay Feeders
Moweaqua Rustlers
Oconee Eager Beavers
Rural Feeders
Shelby County Cloverbuds
Shelby Showstoppers
Shelby Sparklers
Silver Spurs
Strasburg Tailtwisters



SHELBY COUNTY 4-H SHOWS

JULY 21-24, 2019

Unless otherwise stated



DISCLAIMER

“The Department of Agriculture shall use its best efforts to secure sufficient appropriations to fund premiums. In any year for which the General Assembly of the State of Illinois fails to make an appropriation sufficient to pay such premiums, premium amounts may not be accurately reflected in this Premium Book.”



SHELBY COUNTY 4-H FAIR

4-H PROJECTS

GENERAL REQUIREMENTS FOR 4-H PROJECTS

DISCLAIMER - "The Department of Agriculture shall use its best efforts to secure sufficient appropriations to fund premiums. In any year for which the General Assembly of the State of Illinois fails to make an appropriation sufficient to pay such premiums, premium amounts may not be accurately reflected in this Premium Book."

If you need a reasonable accommodation to participate in the 4-H Show (fair), please contact the Extension office at the following phone number and/or address: University of Illinois Extension-Shelby County, 1125 W. North 2nd Street, Shelbyville, (217) 774-9546 at least two weeks prior to the event.

NOTE: *In addition to the general 4-H Requirements listed here, rules applying to specific divisions appear in the divisional listings.*

Note:

- **IRS Requirement—Program participants (including minors) will be required to provide their social security number or foreign national tax ID number prior to receiving a prize, gift or award to ensure IRS reporting as required by law. This sensitive information is kept confidential and handled through security protected software (PEAR). Participants will not be eligible for prize, gift or award if social security or foreign national tax ID information is not provided.**
1. The show is governed by Member Code of Conduct for 4-H Meetings and other 4-H Events and Activities. The Mission of the Illinois 4-H Program is to help youth acquire skills for living. Participation in 4-H programs is a privilege and participants are expected to show respect and cooperation to 4-H leaders and other participants.
 - A. Participants may be removed from 4-H programs or activities for misconduct.
 - B. The possession and use of weapons, drugs, inhalants, tobacco products, alcohol and other illegal substances by 4-H youth participants is prohibited at all 4-H sponsored activities.
 - C. The 4-H program is governed by the Illinois 4-H Behavior Guidelines and Member Code of Conduct which is on file at the Extension Office.
 2. All exhibitors must be members of Shelby County 4-H. Any person, regardless of race, color, religion, gender, national origin, ancestry, marital status, familial status, sexual orientation, or disability may participate in 4-H programs. Youth who are 8 years of age & have not reached their 19th birthday on or before September 1 of the current 4-H year may enroll in a 4-H club. Persons considered to be mentally challenged & older than the eligibility age for 4-H club membership may participate fully in 4-H. Extension units may allow 4-H enrollment by boys & girls who are 5, 6, or 7 years of age on or before September 1 of the 4-H year. This is a unit decision. If 4-H enrollment is offered to 5-7 year olds, they must be enrolled as 4-H CLOVERBUD members.
 3. All 4-H members are required to attend at least three (3) local 4-H club meetings (college students must attend 2 meetings), participate in one county activity (such as barbecue, 4-H week activities, etc.), and present a talk or demonstration on a 4-H project at their own club meeting in order to show projects at the Shelby County 4-H & Jr. Fair.
 4. All members must have been enrolled in each project exhibited and be recorded in the Extension Office on or before March 7.

-
5. NO ENTRY FEE IS REQUIRED.
 6. All exhibits must be the work of the individual making the exhibit for the current 4-H year. 4-H year is September 1 to August 31. One item may not be shown for more than one project area.
 7. Entries due June 3. **NO LATE ENTRIES!**
 8. All exhibits must be in place according to the schedule.
 9. Securely attach tag with name of exhibitor and the club to each item for all projects other than livestock and dogs.
 10. Premiums for all grades (except County projects) will be paid based on available funds.
 11. The Extension Office will not be responsible for 4-H members' projects which are lost or stolen.
 12. Decisions concerning protests and grievances will be the responsibility of the superintendent of the involved department and the County Extension Director.
 13. **All livestock exhibitors must have their entries in place by Sunday, July 21 at 8:00 p.m. No entries shall be removed until Wednesday, July 24 at 9:30 p.m. Any exhibitor failing to comply with the above rules will forfeit their premiums won during the fair.**
 14. **4-H Center and Produce Building exhibitors need to check their project area for their check-in time. Release will be on Wednesday, July 24 from 9-10 p.m and Thursday morning at 8 a.m.**
 15. Members failing to comply with rules and regulations will automatically forfeit their premium money.
 16. If a 4-H member is unable to exhibit his/her project, another 4-H'er may do so provided previous arrangements have been made with the Extension office. General Project exhibits would not be eligible for the State Fair.
 17. Trophies will be awarded in classes that have sponsors.
 18. Entries will be judged by the merit or group system. Exhibits in each class will be rated and placed in one of three groups:
 - A. Project met standards, Blue Award
 - B. Project needs some improvement, Red Award
 - C. Project needs much improvement, White AwardRibbons or other suitable awards will be given to indicate the above placings.
 19. As funds become available, premiums will be paid on the basis of the X factor, with 3X for Blue, 2X for Red, and 1X for White.

UNIVERSITY OF ILLINOIS EXTENSION

CODE OF CONDUCT FOR 4-H EVENTS & ACTIVITIES

ALL participants in events and/or activities planned, conducted, and supervised by the University of Illinois Extension and 4-H, are responsible for their conduct to U of I Extension personnel and/or volunteers supervising the events. This responsibility is necessary for the health, safety, and welfare of the participants, and will be rigidly adhered to and uniformly enforced.

The following conduct is not allowed while participating in any 4-H event or activity and is subject to disciplinary action:

Category 1

- a) Possession, use, or distribution of alcohol and other drugs, including tobacco products*
- b) Theft or destruction of public or private property
- c) Involvement in sexual misconduct or harassment
- d) Possession or use of dangerous weapons or materials (including fireworks)
- e) Fighting or other acts of violence that endanger the safety of the participant or others

Category 2

- a) Willfully breaking curfew
- b) Unauthorized use of vehicles
- c) Leaving the site of the event
- d) Participation in gambling
- e) Absence from the planned program



- f) Intentionally interfering with or disrupting the event
- g) Use of profane or abusive language
- h) Disregard for public or personal property
- i) Public displays of affection or inappropriate actions
- j) Failure to comply with direction of Extension personnel, including designated adults acting within their duties and guidelines

* *Prescription drugs must be listed on an Emergency Medical Information form.*

Consequences:

The University of Illinois Extension reserves the right to restrict participation in future activities for those individuals who have been removed from an activity for behavior, as outlined in Category 1 or Category 2. In all cases, the participant will be responsible for restitution of any damages incurred by his/her actions.

Category 1:

1. When notified of any of the actions listed under Category 1, the adult in charge, will ascertain the relevant facts, and, with concurrence from the U of I Extension staff, will notify the affected participant of the action and any supporting evidence. The participant will be allowed an opportunity to answer the allegations and, if necessary, law enforcement officials will be notified. While facts are being verified, the participant will be removed from the 4-H activity/event and be under direct supervision of an adult chaperon.
2. The parent or guardian will be notified of the actions of the participant, and upon finding the allegations to be true, must immediately remove the participant from the activity at the parent's or guardian's expense.
3. Documentation must be completed on an "Incident Report Form."

Category 2:

1. When notified of any of the actions listed under Category 2, the adult in charge, will ascertain the relevant facts, and, with concurrence from the U of I Extension staff, will notify the participant of the action and any supporting evidence. The participant will be allowed an opportunity to answer the allegations and, if necessary, law enforcement officials will be notified. While facts are being verified, the participant will be removed from the 4-H activity/event and be under direct supervision of an adult chaperon.
2. The parent or guardian of the participants who violate curfew, use vehicles without authorization or leave the site of the event (as outlined in Category 2, letters a, b, c) will be notified of the actions by the participant. The parent or guardian must immediately remove the participant from the activity, at the parent's or guardian's expense. Participants who willfully disobey conduct as described in Category 2, letters d-I, will receive a verbal and written warning (initialed by the adult and the participant). Upon receiving a second warning, the parent or guardian will be notified of the behavior and must make arrangements for removal of the participant from the activity, at the parent's or guardian's expense.

Submitting 4-H fair entries indicates you have read the above and that you agree to the following:

"We understand and accept the responsibility for following the "Code of Conduct" for this 4-H event or activity. We further understand that failure to do so will result in disciplinary action as outlined above and forfeiture of any participant's fees."

SHELBY COUNTY CLOVERBUDS

CHIT CHAT WITH A CLOVERBUD (EXHIBIT OPPORTUNITY)

Age requirements:

- Youth who are 5 through 7 years of age on or before September 1, 2018 may enroll in 4-H Cloverbud groups. Membership eligibility for home schooled youth should be determined by age and not school grade.

Cloverbuds must be enrolled in projects recommended for their age as indicated by the project enrollment sheet. Projects are located on the back of the Project enrollment sheet under the heading: CLOVERBUD.

Cloverbuds must pay the required program fee.

In order to exhibit/display projects at the fair, Cloverbuds must meet following county requirements:

- Cloverbud **MUST** attend three local 4-H club meetings;
- Cloverbud **MUST** present a talk or demonstration at a club meeting (NOT on a farm tour);
- Cloverbud **MUST** participate in a county activity.

Exhibiting at the fair:

- Cloverbuds may bring up to two projects to display.
- Cloverbud members **may not** receive premium money.
- Cloverbud participation ribbons will be awarded.
- Cloverbud members may make projects related to Cloverbud project areas. Those projects will be displayed in the 4-H Center.

State 4-H Rule—Livestock Projects

- Per the State 4-H Office, Cloverbud members **MAY NOT** exhibit any type of animal projects.
- Members may make a poster that includes pictures and information about their animal. The poster will be displayed in the 4-H Center.

Cloverbud projects should be in place in the 4-H Center between 5-8:00 p.m. Sunday, July 21. Projects will be released between 9:00-10:00 p.m. Wednesday, July 24 or Thursday, July 25 between 8-9:00 a.m.

Chit Chat with a Cloverbud will take place on Wednesday, July 24 at 2 p.m. in the 4-H Center. This isn't an actual judging event, but an opportunity for Cloverbuds to experience conference judging to prepare them for their first year in 4-H. Attendance is not mandatory.



STATE FAIR REQUIREMENTS

General Projects showing at the Illinois State Fair

1. A 4-H'er must be 8 years of age by September 1, 2018 to be eligible to exhibit at the State Fair.
2. To be eligible for State Fair exhibition, the exhibit must have received an "A" rating.
3. Judges may select any number up to specified limits in different project areas, as determined by quality of projects.
4. Exhibitors must be present at the time of county judging to be selected as a State Fair Delegate.
5. State Fair Delegates must fill out the State Fair Delegate Form (dark purple) by Wednesday of the fair for their exhibit entry. Forms can be turned in at the 4-H Center, Fair Office, or the Extension office.
6. State Fair Alternates must fill out the State Fair Alternate Form (light purple) by Wednesday of the fair.
7. State Fair Alternates will be contacted for openings in State Fair Exhibits. Forms can be turned in at the 4-H Center, Fair Office, or the Extension office.
8. State Fair exhibitors may exhibit one general project at the State Fair.
9. All State Fair exhibitors will have the opportunity to experience conference judging during the Illinois State Fair.

Animals showing at the Illinois State Fair

1. Beef, Dairy, Dairy Beef, Goats, Sheep, Swine, Rabbits, and Poultry are not shown on the same day as the other county projects. Any 4-H member meeting the State Fair requirements in the above projects listed in the Illinois State Fair Junior Department Premium Book can exhibit their animal at the State Fair and do not have to qualify at their county fair. Dogs must qualify during the dog show.
2. State Fair entry forms are due into the Shelby County Extension Office by June 25 for livestock showing at the State Fair. Illinois State Fair information can be accessed at the following website or by contacting the Extension Office. <http://www.agr.state.il.us/isf/premium/junior.pdf>.
3. Completion of the Quality Assurance & Ethics Clinic (QAEC) is **required** for all State Fair exhibitors in the beef, dairy, horse, sheep, swine, goat, rabbit, dog and poultry classes. 4-H and FFA members complete the Quality Assurance & Ethics Clinic online using this url: <http://web.extension.uiuc.edu/qaec/> by June 1.

Horses showing at the Illinois State Fair

1. Copies of the ownership and/or lease papers and one set of the photos for horse/ponies exhibiting at the State Fair must be on file with the Shelby County Extension Office by May 1, 2019. Any number of pictures with ownership/lease papers may be turned in by the May 1 deadline. No 4-H'er may show more than three (3) horse/pony combinations.
2. State Fair entry forms are due into the Shelby County Extension Office by May 24, 2019.
3. No replacement animals will be allowed in the State Fair Junior Horse Show unless that animal has already been registered in the Extension Office by the May 1 deadline. Replacement animals may be allowed only with a vet certificate and if the exhibitor has pictures on file with the Extension Office. The replacement horse may only be exhibited for the same classes as the horse being replaced was signed up for.
4. Violations of the ownership/leasing rules will not be tolerated. Violations may result in disqualification from current and/or the following year's State Junior Horse Show and forfeiture of all premiums and awards.

**Shelby County General 4-H Projects
will be judged at the Illinois State Fair on
Sunday, August 11, 2019**

LIVESTOCK RULES

DISCLAIMER - "The Department of Agriculture shall use its best efforts to secure sufficient appropriations to fund premiums. In any year for which the General Assembly of the State of Illinois fails to make an appropriation sufficient to pay such premiums, premium amounts may not be accurately reflected in this Premium Book."

4-H AGRICULTURE DIVISION ELIGIBILITY

1. Each exhibitor will comply with the general requirements for all 4-H exhibits.
2. **All livestock exhibitors must have their entries in place by Sunday, July 21, at 8:00 p.m. No entries shall be removed until Wednesday, July 24 at 9:30 p.m. Any exhibitor failing to comply with the above rules will forfeit their premiums won during the fair.**
3. No artificial coloring will be allowed in livestock classes.
4. **All animals exhibited in showmanship classes must be owned and cared for by the exhibitor.** All animals will be exhibited in the Show Ring by 4-H'ers.
5. All livestock must comply with "Illinois Exhibition Livestock Health Requirements." See information in the front of this book.
6. Three (3) showmanship classes will be offered in the Beef and Swine divisions. Age groups will be split 8-11, 12-14, 15-19 years of age. The winner of each age group will be eligible to show in the next higher age bracket the following year. A trophy will be awarded to the winner of each of the three classes. Inclusion in age brackets will be based on the 4-H'er's age as of September 1, 2018. 4-H'ers may win each division only one time except for premiere.
7. Two (2) showmanship classes will be offered in the rabbit, poultry, goat, sheep, and dairy divisions. These classes will be divided 12 years and younger and 13 years and older. Junior class winners are eligible to compete in the Senior division the following year. Exhibitors may win the Junior and Senior showmanship classes only one time. Inclusion in age brackets will be based on the 4-H'er's age as of September 1, 2018.
8. Two (2) showmanship classes will be offered in Horse and Ponies. One class will be for Junior exhibitors 13 and under as of September 1, 2018; the other for Senior exhibitors, 14 and over. The top 2 places in each class will compete for champion. The first place winner that is not chosen champion will compete against the second place winner from the division the champion was in for the reserve championship. Exhibitors may win the Champion Showmanship Class more than once.
9. PREMIERE SHOWMAN AWARD — The Premiere Showman Award is open to current and all past Senior Winners and all past Premiere Winners in the Beef, Swine, Goat, Sheep, Dairy, Dairy Beef, Rabbit and Poultry departments that are still eligible for 4-H. Ribbons will be presented to Grand and Reserve Grand Champion Premiere Showmen. This year's winner will be eligible for next year's contest.
10. MASTER SHOWMANSHIP CONTEST — 2019 Premiere Showmanship Winners from Beef, Sheep, and Swine will compete for Master Showmanship on Wednesday, July 24 at 1:00 p.m. in the Show Arena. Master Showman must be 14 years of age or older to compete at the State Fair Event. **The Master Showman must exhibit their own animal of the species they qualified for the event.**
11. Animals showing at the Shelby County 4-H & Jr. Fair and the State Fair — Completion of the Quality Assurance & Ethics Clinic (QAEC) is required for all State Fair exhibitors in the beef, dairy, cats, dogs, horse, sheep, swine, goat, rabbit, and poultry classes. 4-H and FFA members must complete the Quality Assurance & Ethics Clinic online using this url: <http://web.extension.uiuc.edu/qaec/> by June 1. Those who have previously taken the QAEC training are still maintained on the approved list and will not need to be re-certified. Be sure to complete the species you are showing.



2019 SHELBY COUNTY 4-H LIVESTOCK AUCTION

THE SHELBY COUNTY JR. FAIR BOARD IS IN CHARGE OF THE AUCTION.

Sale will include the following Champions: Grand Champion and Reserve Grand Champion Barrow; Grand Champion and Reserve Grand Champion Market Lamb; Grand Champion and Reserve Grand Champion Market Beef; Grand Champion and Reserve Grand Champion Dairy Beef; Champion and Reserve Champion Pen of 3 Market Birds; Champion and Reserve Champion Rabbit Meat Pen; Ice Cream from Grand Champion and Reserve Grand Champion Overall Dairy; Champion and Reserve Dairy and Meat Goat Wethers.

1. Only 4-H members are eligible to sell an animal. 4-H'ers must be present for animals to sell. Parents and superintendents are to assist 4-H'ers in getting the animals out to be sold.
2. Sale will start at 6:30 p.m. on Wednesday night of the Fair, July 24.
3. A 4-H'er can sell only one exhibit, unless he/she exhibits more than one grand champion. If an animal does not merit selling, the Sale Committee has the right to reject the sale.
4. GRAND CHAMPION and RESERVE GRAND CHAMPION MARKET ANIMALS MUST SELL.
5. Livestock Exhibitor's Certificate must be signed and completed for each animal(s) to be sold.
6. All livestock must meet weight requirements. WEIGHTS WILL BE DETERMINED AT THE TIME OF WEIGH-IN OF MARKET CLASSES. Any animal not meeting the minimum weight requirements will be ineligible to sell. Any animal weighing over the maximum weight can sell at the maximum weights listed. Poultry and Rabbits will sell by the pen rather than by the pound. Dairy Grand Champion and Reserve Grand Champion will sell one gallon of ice cream. Goats and Bucket Calves will sell by the head rather than by the pound.

WEIGHTS AND LIVESTOCK SALE ORDER FOR 2019

- A. Poultry – Champion and Reserve Champion Pen of 3 Market Birds
- B. Rabbits – Champion and Reserve Champion Rabbit Meat Pen
- C. Dairy – Ice Cream – Grand Champion Overall Breeds and Reserve Grand Champion Overall Breeds.
- D. Goats – Dairy and Meat Goat Champion Wethers (followed by other Goat Wethers)
- E. Bucket Calves - Dairy and/or Beef Calves
- F. Sheep – 80-150 lbs.
- G. Hogs – 200-280 lbs.
- H. Dairy Beef – 1000-1400
- I. Market Beef – 1000-1400
7. Market Beef and Dairy Beef must be broke to lead, led into ring by the 4-H exhibitor in order to sell.
8. **4-H'ers must sign up in the Fair Office listing which animal they are selling.**
Poultry, Rabbits exhibitors—Champion and Reserve Champion will automatically sell.
Dairy exhibitors—Ice Cream—Grand Champion and Reserve Champion automatically sell.
Sheep exhibitors must sign up by 5:00 p.m. Monday.
Dairy Beef and Dairy Bucket Calf exhibitors must sign up by 5:00 p.m. Tuesday.
Goat exhibitors must sign up by 9:00 a.m. Tuesday.
Swine exhibitors must sign up by 5:00 p.m. Tuesday.
Beef and Bucket Calf exhibitors must sign up within a half hour after the Beef Show ends.

-
10. 4-H'ers selling animals must be present at their barn for tagging. Hogs and sheep – 1:00 p.m. on Wednesday. Cattle – a time will be announced during the show.
 11. Photographs of seller, buyer and animal will be taken after the sale. If the buyer is unavailable, the 4-H'er and animal should still have their photo taken. 4-H members should write a thank you note and deliver a copy of the picture to the buyer.
 12. 2% will be taken out of all checks to cover the cost of photo and auction costs. NO REFUNDS!!
 13. If the seller wishes to show the animal through the State Fair, arrangements are to be made solely between the buyer and seller.
 14. **Sellers are responsible for ensuring animals get to the buyer's choice of locations.**
 15. All sales represent a contract between the seller and the buyer. The Extension office, Fair Board, auctioneers, or any person or persons connected with the management or conduct of the sale do not assume any liability legal or otherwise.
 16. 4-H members must attend at least three of their own 4-H club meetings (college students must attend 2 meetings), give a talk or demonstration related to a 4-H project and attend one county activity besides the fair to be eligible to sell an animal at the 4-H Auction.
 17. Steers going to the sale barn or packing plant should be tied in barn, fed and watered. Any steer going to tie-outs will **NOT** be picked up.
 18. Please be advised that while the Jr. Fair Board does promote the auction thru advertising, personal contact and the mailing of over 200 letters to prospective buyers, we need help. Exhibitors should try to secure prospective bidders for their animals in the auction. Parents and participants please contact your banker, insurance agent, etc. and ask them to attend the auction. Whether they buy something or not the more bidders we have, the better the sale will be. Businesses can not possibly purchase livestock from all their customers but it is important for them to participate.
 19. The Shelby County Jr. Fair Board reserves the right to deny an exhibitor to participate in the sale as they see fit. The Auction is in no way associated or managed by the U of I Extension.
 20. Auction checks may be held for up to 6 weeks following the auction.

NOTE: Animals that do not go through the Auction are not the Fair Board's responsibility for load out. Arrangements for those animals are the responsibility of the 4-H family. NO EXCEPTIONS!



4-H BEEF DIVISION

Wednesday, July 24

Judging will start at 8:00 a.m. in the Show Arena
Animals must be in place by 8:00 p.m. Sunday, July 21.

Superintendent – Austin Rincker
Asst. Superintendent - Kolton Smith

1. **Anyone weighing market beef & crossbred heifers must be present for weigh-in on Monday, July 22 at 8:00 a.m.**
2. Each exhibitor will be limited to one entry in each class.
3. Animals may be purebred or crossbred.
4. Registration and health papers are required of all purebred animals in the breeding and market classes and **must be turned in at the Fair Office between 7-8:00 p.m. Sunday, July 21.**
5. Please refer to the section of "Exhibition Livestock Health Requirements" in front of this book.
6. The superintendent will direct the assigning of stalls.
7. Order of showing will be determined by the superintendent.
8. Exhibitors may enter and show 4 steers.
9. All market beef must have milk teeth in place. No artificial coloring will be allowed in beef show.
10. Animals cannot be tied out until 7:30 p.m. Neck ties are required on all tie-outs.
11. SUPERINTENDENT AND ASSISTANT SUPERINTENDENTS CAN LIMIT NUMBER OF FANS AN EXHIBITOR IS USING.
12. Dying or artificially changing the color of an animal is prohibited. Coloring agents may only be used up to the hock (knee). Powders are not allowed on any part of the animal. Animals will be given a white towel test as they enter the show ring. Cattle are to be shown in their natural conformation. The use of FALSE TAIL HEADS is prohibited. The addition of HAIR, HEMP, or ANY SIMILAR SUBSTANCE to any part of an animal is prohibited. No tail ties will be allowed for breeding stock or steers. Excess adhesive on the legs beyond what is needed to groom the animal's hair is grounds for disqualification.
13. No animal may be drugged, or it will be disqualified.
14. **All beef steers and market heifers must have been weighed at county weigh-in on February 2, 2019.**
15. NO BUTT FANS ARE ALLOWED IN THE BARN.
16. No tack in stalls.

Ownership Requirements:

Steers & Market Heifers

- Calved on or after January 1, 2018
- Owned & personally cared for by exhibitor since – February 1, 2019

Heifers

- Age requirement is from September 1, 2017 to March 31, 2019
- Owned and personally cared for by exhibitor since June 1, 2019

Performance Cow

- Owned and personally cared by exhibitor since January 1, 2019
- Cows must be born before September 1, 2017 (*Cow-Calf Class only*)

When making entries, please include breed and date of birth of heifers.

Female Classes - Females will be shown by age and breed. Females include **Cow/Calf pairs** and heifers. Cows may not be shown by themselves, but a heifer calf may be pulled from the cow and entered into the heifer class.

Cow/Calf Pair, 1 class (Calf must be born after January 1, 2018)

Angus, 4 classes
Hereford, 4 classes
Simmental, 4 classes
Shorthorn, 4 classes
AOB/Crossbred, 5 classes

Market Beef Classes are based upon weigh-in numbers

Angus, 2 classes
Hereford, 2 classes
Simmental, 2 classes
Shorthorn, 1 class
AOB/Crossbred, 3 classes
Bank Steers, 3 classes **No adhesives allowed on bank steers.**

Market Heifer, 1 class

Pair – Females, 2 class
Pair – Steers, 2 classes

Bucket Beef Calf, 2 classes (male or female) - must be born after January 1, 2019 and owned by June 1, 2019. Calf must be bottle or bucket fed by 4-H'er for at least the first 30 days of life. Calves must be healthy and clean; no fitting or clipping allowed. Only one entry per exhibitor.

Rate of Gain, Steer - awarded to best rate of gain steer from weigh-in to show (Does not include bank steers or market heifers.)

Rate of Gain, Bank Steer – awarded to best rate of gain from weigh-in to show

Rate of Gain, Market Heifer – awarded to best rate of gain from weigh-in to show

Special Awards:

Presented by -- Z Bar H Club Calves –
Overall top Five Rate of Gain Market Beef
\$100—1st
\$75—2nd
\$60—3rd
\$40—4th
\$25—5th

Presented by -- Curt & Pam Rincker
\$150 – Grand Champion Heifer
\$100 – Reserve Grand Champion Heifer

SHOWMANSHIP - See Showmanship Rules in Livestock Section.



4-H DAIRY DIVISION

Tuesday, July 23

Judging will start at 1:00 p.m.
(or after Swine Show is completed) in the Show Arena.
Animals must be in place by 8:00 p.m. Sunday, July 21.

Superintendent - Mary Tabbert
Asst. Superintendent - Alex Walden

1. Each exhibitor will be limited to one entry in each age class.
2. Please refer to "Exhibition Livestock Health Requirements" in front of this book.
3. Registration and health papers are required of all purebred animals in the breeding and market classes and **must be turned in at the Fair Office between 7-8:00 p.m. Sunday, July 21.**
4. Entries in cow classes may or may not be in milk; however, all animals in milk must show in cow classes. All purebred animals must be registered in member's name.
5. Separate class will be provided for GRADES AND PUREBREDS.
6. There will be no championship grade class. When you enter your animals, please note on the entry blank if the animal is not registered.
7. **Date of birth (day, month, and year) for animals must be listed on the entry blank.**

Ownership Requirements:

No age requirements.
Calves and Heifers—owned since June 1, 2019
Cows—owned since January 1, 2019

Holsteins – Divided into 11 classes by the superintendents as they see fit for different age groups.

Pair of Females – (1 class)

Jersey and Other Breeds – Divided into 9 classes by the superintendents as they see fit for different age groups.

Pair of Females – (1 class)

Straight Dairy Steer Bucket Calf – 1 Class - Must be born after January 1, 2018 and owned by June 1, 2018. Calf must be bottle or bucket fed by 4-H'er for at least the first 30 days of life. Calves must be healthy and clean; only one entry per exhibitor.

SHOWMANSHIP - See Showmanship Rules in Livestock Section.

4-H DAIRY BEEF

Tuesday, July 23

Judging will follow Dairy Show in the Show Arena
Animals must be in place by 8:00 p.m. Sunday, July 21.

Superintendent - Mary Tabbert
Asst. Superintendent - Alex Walden

1. **Anyone weighing dairy beef, must be present for weigh-in on Monday, July 22 at 8:00 a.m.**
2. Please refer to "Exhibition Livestock Health Requirements" in front of this book.
3. Each exhibitor will be limited to one entry in each class.
4. **All dairy steers must have been weighed at county weigh-in on February 2, 2019.**

Ownership Requirements:

Steers

- Calved on or after January 1, 2018
- Owned & personally cared for by exhibitor since - February 1, 2019

Dairy Beef ----- (2 classes)

Dairy Beef ----- Rate of Gain

Crossbred Dairy Steer Bucket Calf – must be born after January 1, 2019 and owned by June 1, 2019.
Calf must be bottle or bucket fed by 4-H'er for at least the first 30 days of life. Calves must be healthy and clean; only one entry per exhibitor.

SHOWMANSHIP - See Showmanship Rules in Livestock Section.



4-H SHEEP DIVISION

Monday, July 22

Judging will start at 8:00 a.m. in the Show Arena.
Animals must be in place by 8:00 p.m. Sunday, July 21.

Superintendent - Debbie Cruit

1. Registration and health papers are required of all purebred animals in the breeding and market classes and **must be turned in at the Fair Office between 7-8:00 p.m. Sunday, July 21.**
2. Please refer to "Exhibition Livestock Health Requirements" at the beginning of this book.
3. Each exhibitor will be limited to two breeds (one entry per breed) in the sheep breeding classes.
4. Exhibitors may have only one entry in each class.
5. Entries to breeding classes may be purebred, crossbred or grade.
6. Lambs born after 9/1/2018 may be shown in the "under one year" class.
7. All market lambs must be docked and castrated.
8. All market lambs must be slick shorn before weighing.
9. Animals shown in the breeding classes may not compete in the market class.
10. Exhibitors can weigh and show 6 single market lambs (either ewes or wethers), regardless of the weight class. Note: An exhibitor will only be paid premiums for a maximum of one entry per class.
- 11. Market lambs will be weighed on July 21 from 5-6:00 p.m. and divided into weight classes at that time.**

Ownership Requirements:

Wethers: Ownership date is May 15, 2019. Lambed on or after January 1, 2019.

Ewes/Rams: Owned and personally cared for by June 25, 2019.

BREEDING CLASSES - Each class will be divided into 5 breeding classes.

Yearling Ewe - Ewe 1 year and under two

Ewe Lamb - Ewe Lamb under 1 year

Pair of females

Yearling Ewe and Ewe Lamb

Ram Lamb - Ram under 1 year

Pair of Lambs - Ram and Ewe

Yearling Ewe and Ram Lamb

Young Flock - Ram Lamb & 2 Ewe Lambs or 2 yearling Ewes

Market Lamb Classes: Market Lambs will be equally divided into 13 classes after they have been officially weighed at the fair.

Pen of 2 Market Lambs (Wether or Ewe), 3 classes

SHOWMANSHIP - See Showmanship Rules in Livestock Section.

4-H SWINE DIVISION

Tuesday, July 23

Judging will start at 8:00 a.m. in the Show Arena.
Animals must be in place by 8:00 p.m. Sunday, July 21.

Superintendent – Melissa Hopkins
Assistant Superintendent - Mike Rincker

RULES:

Anyone weighing crossbred gilts and all barrows must be present for weigh in on Monday, July 22 at 7:00 a.m.

1. Registration and health papers are required of all purebred animals in the breeding and market classes and **must be turned in at the Fair Office between 7-8:00 p.m. Sunday, July 21.**
2. Please refer to "Exhibition Livestock Health Requirements" in front of this book.
3. **Each exhibitor may enter and show 6 animals; at least 2 animals must be purebred; otherwise, 2 gilts and 2 barrows.**
4. Each exhibitor will be limited to one entry in each class.
5. Animals not registered will be shown in the crossbred classes.
6. All Crossbred Gilts and All Barrows will be weighed Monday at the fair to determine weight class.
7. Registration papers will be checked by Superintendent on July 22 at 8:00 a.m. A copy of registration papers must be left with the superintendent at that time.
8. Minimum barrow weight will be 160 lbs for the show.
9. SUPERINTENDENT has the final decision on any matters.

SALE:

1. Tagging for sale pigs will be Wednesday at 1:00 pm. **You must be present.**
2. Exhibitors are allowed just one hog to be sold at the auction, as long as they are weighed on Monday.
3. Minimum weight for the sale is 200 lbs.

Ownership Requirements:

Must be owned and cared for by exhibitor by June 1, 2019.

-Barrows must be farrowed on or after January 1, 2019.

-Premiere barrows must be farrowed on or after February 10, 2019.

-Gilts must be farrowed on or after January 1, 2019.

GILTS ----- 20 Classes
BARROWS ----- 23 Classes
CARCASS ----- (Only one hog per exhibitor), 4 classes

SHOWMANSHIP - See Showmanship Rules in Livestock Section.

SPECIAL AWARDS:

Presented by - Ed Meers Memorial
\$175 - Grand Champion Gilt
\$75 - Reserve Grand Champion Gilt

4-H GOAT DIVISION

Monday, July 22

Judging will start at 1:00 p.m.

Animals must be in place by 8:00 p.m. Sunday, July 21.

Superintendent—Michael Virden

1. Registration and health papers are required of all purebred animals in the breeding and market classes and **must be turned in at the Fair Office between 7-8:00 p.m. Sunday, July 21.**
2. Each exhibitor in 4-H will be limited to one entry in each class.
3. Please refer to "Exhibition Livestock Health Requirements" in front of this book.
4. Please indicate goat's birthdate on entry—day, month and year.
5. Any animals with signs of ringworm, soremouth, or draining abscesses will NOT be allowed.
6. Goats with horns may be shown.
7. All dairy and meat goat wethers must be clipped.
8. All goats must show with a chain and lead or in a halter.
9. Classes may be redivided, if necessary, to balance class size after all entries are received.
10. **Wethers:** must be born after 10/1/18, have milk teeth, and be castrated at least 60 days before the show.
11. Each goat must be identified either with a microchip, tattoo or ear tag. Ear tattoos may be used when a registration certificate, listing the tattoo number, accompanies the animal. When using ear tags, the tag must indicate the premises ID and state of origin. The tag number must be assigned by a state or APHIS representative and recorded in the Scrapie Record Database. Tags are available from USDA, at no charge, by calling 1-866-USDA-TAG or Dr. Rick Jones, Springfield (217) 241-6689.
12. Also, all goats must be listed on a CVI (Certified Vet. Inspection) list before coming to fair.
13. **Goat identification will be checked prior to each class.**

Ownership Requirements:

Wethers—must be born on or after October 1, 2018, owned and cared for by exhibitor by May 15, 2019.

Kids and yearlings not in milk must be owned and cared for by exhibitor by June 1, 2019.
Milking does must be owned by exhibitor by January 1, 2019.

Meat goats are to be owned by exhibitor by May 15, 2019.

BILLY/WETHER DIVISION

Wethers must be born after October 1, 2018, have milk teeth, and be castrated at least 60 days before the show. Dairy and Meat Goat Champion and Reserve Champion Wethers will sell at 4-H Auction. Any 4-H member exhibiting a dairy or meat goat wether (besides champion) may sell said animal at the 4-H Auction providing exhibitor is not selling another animal or pen of animals (see 4-H Livestock Sale pages).

Bucks/billys must be born after October 1, 2018

Dairy Goat Wether

Meat Goat Wether

DOE GOATS WILL SHOW BY DIVISIONS OF PYGMY, CROSSBRED, DAIRY AND MEAT.

Junior does are under 2 years old and have never had babies. Senior does must have had babies at least one time.



PYGMY DIVISION

Pygmy Doe —1 Entry Per Class
Junior Pygmy Doe Kid—birth up to 1 year
Senior Pygmy Doe—1 year and older

CROSSBRED DIVISION

Crossbred Doe—1 Entry Per Class
Junior Crossbred Doe Kid, under 2 (never freshened) or born August 1, 2017 to December 31, 2018
Junior Crossbred Doe Kid, born January 1, 2019 to March 31, 2019
Junior Crossbred Doe Kid, born April 1, 2019 to show date
**Champion/Reserve Jr. Dairy Doe Kid (chosen from winners of 3 Jr. Crossbred Doe classes)
Senior Crossbred Doe Kid—1 year
Senior Crossbred Doe—2 years and older
** Champion Senior Dairy Doe (chosen from winners of 2 Sr. Crossbred Doe classes)

DAIRY DIVISION

Junior Dairy Doe Kid—1 Entry Per Class
Junior Dairy Doe Kid, under 2 (never freshened) or born August 1, 2017 to December 31, 2018
Junior Dairy Doe Kid, born January 1, 2019 to March 31, 2019
Junior Dairy Doe Kid, born April 1, 2019 to show date
** Champion/Reserve Jr. Dairy Doe Kid (chosen from winners of 3 Jr. Dairy Doe classes)

Senior Dairy Doe—1 Entry Per Class
Senior Dairy Doe - 1 year old
Senior Dairy Doe - 2 years & older
** Champion/Reserve Senior Dairy Doe (chosen from winners of 2 Sr. Dairy Doe classes)

MEAT DIVISION

Junior Meat Doe Kid—1 Entry Per Class
Junior Meat Doe Kid, under 2 (never freshened) or born August 1, 2017 to December 31, 2018
Junior Meat Doe Kid, born January 1, 2019 to March 31, 2019
Junior Meat Doe Kid, born April 1, 2019 to show date
** Champion/Reserve Junior Meat Doe Kid (chosen from winners of 3 Jr. Meat Doe classes)

Senior Meat Doe—1 Entry Per Class
Senior Meat Doe - 1 year old
Senior Meat Doe - 2 years
Senior Meat Doe - 3 years & older
** Champion/Reserve Senior Meat Doe (chosen from winners of 3 Sr. Meat Doe classes)

All Breeds—Mother/Daughter —1 Entry Per Class - both must be owned by same exhibitor

SHOWMANSHIP - See Showmanship Rules in Livestock Section.



4-H POULTRY

Wednesday, July 24

Judging will start at 8:00 a.m. in the Gillett Pavilion.
Animals must be in place by 8:00 p.m. Sunday, July 21.

Superintendent – Sherri Hudson

1. Please refer to "Exhibition Livestock Health Requirements" in front of this book.
2. **ALL CAGES WILL BE ASSIGNED BY SUPERINTENDENT.**
3. **Exhibitors must note on entry sheets how many cages they will need.**
4. Exhibitors must have poultry market pens weighed on Sunday, July 21 from 4-8 p.m.
5. All exhibitors must show proof that the exhibition has originated from a U.S. Pullorum-Typhoid Clean or equivalent hatchery (ie receipt from certified hatchery or breeder, or receipt from a farm store) OR provide a negative pullorum-typhoid test within 90 days prior to show from a veterinary's office or an authorized testing agent. **BLOOD TESTING WILL BE PROVIDED AT THE FAIR ON SUNDAY, JULY 21 FROM 4-8 P.M. AT A COST OF \$1 PER BIRD.** Waterfowl are exempt from this requirement.
6. Each exhibitor will be limited to one entry per class.
7. Exhibitor will be limited to showing a maximum of two Market Pens. Note: An exhibitor will only be paid premiums for a maximum of one entry per class.
8. Breeding pens shall consist of one cockerel and two pullets.
9. Each breed (American, English, Mediterranean, Bantam and Other) will consist of the following classes: cockerel, pullet, breeding, egg production.
10. Egg production hens are judged on past egg production qualities – handling conditions, molting, uniformity, bleached, etc.
11. The American Standard of Perfection shall be used as the guide for all breeding classes.
12. A cockerel shall be a male hatched during 2019.
13. A pullet shall be a female hatched during 2019.
14. A hen shall be a female 1 year of age or older.

NOTE: All birds must be hatched after January 1, 2019 to be eligible for all classes except Egg Production Hens, pair of waterfowl, game birds, turkeys and domestic birds.

Cockerel ----- 10 Classes
Pullet----- 16 Classes
Breeding ----- 5 Classes
Egg Production ----- 1 Class ---- (3 Hens-any breed)
Market Birds pen of 3-- 3 Classes
Market Egg Class----- 2 Classes (1 Dozen eggs)
Pair of Waterfowl----- (1 male, 1 female)
Pair of Game birds/other fowl (1 male, 1 female) (Pheasants, quail, exotic birds, etc.)
Turkeys (1 male & 1 female or 2 females)
Pair of Domestic Birds (Pigeons, etc.) - Exhibitors must bring own cages. The door to each cage must be wired shut.

Showmanship - See Showmanship Rules in Livestock Section.

Ownership Requirements:

Owned and cared for by exhibitor by June 1, 2019.

4-H RABBITS

Tuesday, July 23

Judging starts at 8:00 a.m. in the Gillett Pavilion.
Animals must be in place by 8:00 p.m. Sunday, July 21.
Weigh-in time (for meat pen and friers) will be at check-in on
Sunday, July 21 from 4-8:00 p.m

Superintendent—Jason & Tynia Kessler
Asst. Superintendent – Marie Gillett

1. **Exhibitors must note on entry sheets how many cages they will need.**
2. Each exhibitor limited to one entry in each class.
3. Each entry will be ear marked with a permanent ear tattoo or a waterproof ink, in either the left or right ear. The marking will consist of the pedigree number, or exhibitor number, or exhibitors initials.
4. Market pens and friers must weigh a minimum of 3 lbs. each. Friers may also be used in a meat pen, but not in the breeding class.
5. Exhibitors only are responsible for entries to and from the Show Arena and during judging.
6. Superintendents reserve the right to disqualify entries due to sickness or infection, or if exhibitor does not water and properly care for animals.
7. Exhibitors may bring their own cages.
8. Exhibitor can show a maximum of 14 rabbits—2 Jr. Bucks, 2 Sr. Bucks, 2 Jr. Does, 2 Sr. Does, 2 meat pens.

SUPERINTENDENT WILL ASSIGN CAGES DURING CLEAN-UP OR UPON ARRIVAL.

Junior rabbits----- under 6 months of age
Senior rabbits ----- 6 months and older

Junior Buck ----- (6 classes)
Senior Buck ----- (6 classes)

Junior Doe ----- (6 classes)
Senior Doe ----- (6 classes)

Meat Pen of 3 rabbits – will be divided into 3 classes (light, medium, heavy)

Friers Classes - will be divided into 3 classes (light, medium, heavy)

Best of Show ----- Sponsored by Marie Gillett

Showmanship - See Showmanship Rules in Livestock Section.

Ownership Requirements:

Owned and cared for by exhibitor by June 1, 2019.



4-H HORSE AND PONY DIVISION

Monday, July 22

Judging will start at 3:00 p.m. at the Horse Arena.

Superintendents – Yolanda & John Nation

1. **NEGATIVE COGGINS IS REQUIRED IN ORDER TO SHOW!! MUST SHOW PROOF!!** Refer to “Exhibition Livestock Health Requirements” in the front of this book for information regarding Coggins Test.
2. All horses and ponies must be owned or leased and cared for by exhibitor.
3. No horse or pony may be shown by more than one exhibitor.
4. Each exhibitor will be limited to one entry in each class.
5. Junior and Senior Showmanship are opened to all Shelby County youth regardless if they have won the class in previous years.
6. The first and second places in Junior and Senior Showmanship will compete in the Grand Champion Showmanship Classes.
7. High Point Rider is based on one horse, one rider.
8. Horse Show takes place, as long as arena conditions safely permit. Arena conditions are determined by the Department Superintendent, Fair Board and Extension Staff.
9. Each exhibitor must have on file by May 1 at the Extension Office a copy of ownership/lease papers for animals exhibited in the Shelby County 4-H Fair Horse Show or at the State 4-H Horse Show, with 2 photos (one of each side of animal). *** No horse or pony may be shown in the Junior Fair Horse Show without the required photos that are due to the Extension Office by May 1, 2019.
10. Any number of pictures with ownership/lease may be turned in by the May 1 deadline.
11. No exhibitor may show more than three (3) horse/pony combinations.
12. No replacement animals will be allowed in the Show unless that animal has already been registered in the local Extension Office by the May 1 deadline.
13. Replacement animals may be allowed only with a vet certificate and if the 4-H'er has pictures on file with the Extension Office. The replacement horse may only be exhibited in the same classes as the horse it is replacing. The only substitution would be mare and gelding halter classes and between the horse and pony classes.
Example: If you were signed up for all the pony classes, provide a vet certificate that the pony is unable to be shown and have a back-up horse's picture on file, you then could substitute the horse into the same horse classes that the pony was signed up.
14. **NO trainers or non-parents should be working/riding horses, ponies, donkeys, and mules before or during the show!**
15. All 4-H members are required to wear a properly fitted ASTM or SEI standard F1163 (or above) certified equestrian helmet whenever mounted or driving at all 4-H horse and pony events, shows, activities, or practices. Original tags must be present in all approved helmets. The 4-H member is responsible to see that this specified head-gear is properly fitted with the approved harness fastened snugly in place whenever mounted. Helmet policies apply to all county, area, and state 4-H horse and pony events, shows, and activities.
16. Dress Code - 4-H t-shirts or collared polo shirts will be allowed to be worn. No tank tops. Jeans and boots with a heel are required. Chaps are optional.

Halter (56" and under)

Gaited horse/Mule/Donkey Halter

Gelding Halter (56" and over) Any age

Mare Halter (56" and over) Any age

Showmanship (13 and under)
Showmanship (14 through 18)
English Pleasure (all ages)
English Equitation (all ages)
Gaited horse/Mule/Donkey Horsemanship (all ages)
Gaited horse/Mule/Donkey Pleasure (all ages)
Walk/trot (optional tack) (13 & under)
Walk/trot (optional tack) (14 through 18)
Country Pleasure (walk and favorite gait – 13 and under)
Country Pleasure (walk and favorite gait – 14 through 18)
Western Horsemanship (no gaited/mule, 13 and under)
Western Horsemanship (no gaited/mule, 14 through 18)
Pony Pleasure (56" and under)
Western Pleasure (over 56", no gaited/mule, 13 and under)
Western Pleasure (over 56", no gaited/mule, 14 through 18)
Flags (13 and under)
Flags (14 through 18)
Barrel Racing (13 and under)
Barrel Racing (14 through 18)
Pole Bending (13 and under)
Pole Bending (14 through 18)
Costume Class



4-H CAT SHOW

Wednesday, July 24

Judging will start at 9:00 a.m. at the North end of the Produce Building.

***NOT ELIGIBLE FOR STATE FAIR**

4-H'ers must be present for judging. Exhibitor limited to one entry per class.

Cat Care ----- Cats must be in place by 8:50 a.m. at the Produce Building. Cats will be judged on care and condition. Animals will be released after judging. 4-H'er must be present for judging.

Please note: Cats showing at the Shelby County 4-H & Jr. Fair must complete the Quality Assurance & Ethics Clinic (QAEC) in order to exhibit their cat. 4-H'ers must complete the Quality Assurance & Ethics Clinic online using this url: <http://web.extension.uiuc.edu/qaec/> by June 1. Those who have previously taken the QAEC training are still maintained on the approved list and will not need to be re-certified. Be sure to complete the species you are showing.

4-H SMALL PETS/GUINEA PIGS

Wednesday, July 24

Judging will start at 10:00 a.m.
or after Cat Judging in the Produce Building.

***NOT ELIGIBLE FOR STATE FAIR**

4-H'er must be present for judging. Exhibitor limited to one entry per class.

Any type of Small Caged Animals (birds included) can be exhibited. Animals must be in place at 9:30 a.m. at the Produce Building. Animals will be judged on care and condition. Animals will be released after judging.

4-H DOG CARE AND CONDITION

Tuesday, July 23

Show Arena

Judging starts at 4:00 p.m.
Registration is from 3:30-3:50 p.m. All dogs must be registered by 3:50.

Superintendents - Sandy Brix
Assistant Superintendents: Beth Weber, Jordan Stoune

Dogs must be at the Show Arena by 4:00 p.m. and must be taken home after they are shown and judged. Proof of rabies vaccination must be brought with dog.

**All workbooks, scrapbooks and posters must be left on display till the end of the fair.

Dog Care and Condition - on leash, dog will be judged on the care and condition of its coat, weight, eyes, mouth, ears and feet. Workbooks completed according to years in the dog project must be presented to judge.

Scrapbook - Compiled on dog and other pets dealing with various aspects of care, condition, dog breeds, veterinary care, dog professions, etc. Bring scrapbooks with you to be collected at Dog Care and Condition judging for judging at that time.

Dog Exhibitors:

Please note: Dogs showing at the Shelby County 4-H & Jr. Fair must complete the Quality Assurance & Ethics Clinic (QAEC) in order to exhibit their dog. 4-H'ers must complete the Quality Assurance & Ethics Clinic online using this url: <http://web.extension.uiuc.edu/qaec/> by June 1. Those who have previously taken the QAEC training are still maintained on the approved list and will not need to be re-certified. Be sure to complete the species you are showing.

4-H DOG OBEDIENCE

**Tuesday, July 23
Show Arena**

The 4-H Dog Obedience Show will take place
at 4:30 p.m. in the Show Arena or following Dog Care

Superintendent - Sandy Brix
Assistant Superintendent- Carla Stirrett, Jordan Stoune, Beth Weber

1. Proof of rabies vaccination must be brought with dog.
2. Exhibitor is limited to one entry per class.
3. Dogs must be taken home after they are judged.
4. Dogs must be brought in to ring on leash.

- Beginner Novice I (inexperienced dog and inexperienced handler)
- Beginner Novice II (experienced handler and inexperienced dog **or** inexperienced handler and experienced dog)
- Pre Novice
- Novice

Ownership Requirements:
Owned and cared for by exhibitor by June 1, 2019.

Judging will include:

All Beginner Classes: (All exercises are done on leash but recall.)

1. Heel on leash (forward, halt, right turn, left turn, slow, normal and fast). The last order signifies that the handler and dog must break pace. These orders may be given in any sequence and may be repeated if necessary. In executing the about turn, the handler will do a right turn in all cases.-----Maximum Points -----40
2. Figure Eight -----Maximum Points -----40
3. Sit for Exam-----Maximum Points -----40
4. Sit Stay (walk around ring) -----Maximum Points -----40
5. Recall (off leash, no finish)-----Maximum Points -----40

Pre Novice Class:

1. Heel on leash and figure 8 (same as Beginner Classes)-----Maximum Points -----40
2. Stand for examination (off leash) -----Maximum Points -----30
3. Heel Free -----Maximum Points -----40
4. Recall (off leash, with finish)-----Maximum Points -----30
5. Stay Sit or Down (walk around ring) -----Maximum Points -----30
6. Sit Stay Get your leash-----Maximum Points -----30



Novice Class:

- 1. Heel on leash and figure 8 -----Maximum Points -----40
- 2. Stand for examination (off leash) -----Maximum Points -----30
- 3. Heel free -----Maximum Points -----40
- 4. Recall (off leash)-----Maximum Points -----30
- 5. Sit Stay Get Your Leash -----Maximum Points -----30
(Exercises 5 will be judged as a group)

Graduate Novice Class:

- 1. Heel on leash and figure 8 off leash -----Maximum Points -----40
- 2. Drop on Recall -----Maximum Points -----40
- 3. Dumbbell Recall-----Maximum Points -----30
- 4. Dumbbell Recall over High Jump -----Maximum Points -----30
- 5. Recall over Broad Jump -----Maximum Points -----30
- 6. Stay Get Your Leash Sit (1 min) Down -----Maximum Points -----30
(Exercises 6 will be judged as a group)

The 4-H Dog Rally Show will take place following Dog Obedience at the Show Arena or designated location.

Rally—Novice

- This is for exhibition and will not be judged.
- You and your dog navigate a course, side-by-side, as you steer him through a course of 10-15 different signs. Each of these signs provides instructions regarding the next skill that is to be performed. The dog and handler move continuously throughout the course with the dog under control at the handler’s left side. There is a clear sense of teamwork between the dog and handler both during and between the numbered signs. Although each performance is timed, having a good race time is not the goal; it’s all about working as a team while performing the skills, with the dog under control.
- Exercises vary from turning 360 degrees to changing paces during the course. The event will be timed. In the event of a tie score, the fastest time will break the tie.
- Unless otherwise noted, the handler may speak to the dog, pat their leg or clap their hands to encourage.
- This competition is performed on leash.

Clarifications for 4-H General Projects for 2019

Definition of a display - The exhibit may include, but isn't limited to, original works, objects, demonstrations, digital presentations, programs, websites, games, apps, performances or posters which you have made. Choose whatever method best shows what you've learned. The 4-H'er must furnish any equipment needed for the exhibit. Internet service will not be provided for the exhibit. All exhibits must include something visual, such as a printed copy of a digital presentation, which will remain on display during the exhibition. Electronic equipment will only be used during your personal judging time and will not remain on display during the entire exhibit period.

Ready4Life Challenge

Exhibits in this category must include the following:

- Must be enrolled in the specific Ready4Life project to exhibit:
- Must be 11 years by September 1, 2018 or older.
- A physical representation of the career or business product such as a model, prototype or display/portfolio that includes images of accomplished work.
- Verbal or written explanations that demonstrate knowledge of the related career or business fields, potential careers, and the appropriate requirements for achievement in those fields.
- The judging criteria for this class values thoroughness of career and/or business exploration and pursuit above the workmanship of the physical specimen on display.

Maker

NOTE— This class will be exhibited on Wednesday, July 17 at 9:00 a.m. with check in at 8:30 a.m. at the 4-H Center.

Exhibits in this category are designed to be multi-disciplinary in nature, innovative, and must not fit into any other exhibit category. To qualify for this category, your project MUST abide by the following guidelines:

- Exhibits must be an object or device that has an intended purpose and uses technology in either a mechanical way, digital (computer) way, or combination of the two.
- The device must be something that can be used in everyday life by multiple people (a target audience), and MUST be manufactured/built by the exhibitor (If not fully manufactured by the exhibitor, the device MUST be modified structurally or be reprogrammed to perform a different function other than what it was designed to do)
- Exhibits MUST be able to interact with the outside world. (e.g. an on off switch, input sensors, feedback, etc.)
- Exhibits MUST include a detailed build log with instructions on how to make or build the exhibit, AND contain either a 3D rendering or detailed and labeled sketches of the device/product.
- All parts and software used in the design/build MUST be listed in a detailed Bill of Materials including cost per item and total cost. Total time spent on the build must be documented in your build log.

In addition, exhibitors are HIGHLY encouraged to use tools such as 3-D printers, laser cutters, routers and/or other hand/power tools to help in the manufacturing process (**NOTE: Simply 3-D printing or laser cutting an object without the other specifications does not qualify as a Maker Project**). It is also HIGHLY encouraged that exhibits use Open Source Software and/or Hardware in the build.

Note: There are innovation classes added in some of the General Projects. An exhibitor may bring only a class project or innovation project, but NOT BOTH.



4-H AEROSPACE

Judging—Monday, July 22

Judging will start at 9:00 a.m.

Exhibits must be checked in between 5:00-8:00 p.m., Sunday, July 21
in the Produce Building.

4-H'er must be present for judging.

**Rockets will be launched after judging is completed.
(approximately 12:30 p.m.)**

Exhibitor limited to one entry per class.

There is no maximum size limit for exhibits. Please choose a display size which is most appropriate for the exhibit you are bringing. Larger does not always mean better; use good judgment in creating your exhibit.

50130----- **Model Rocketry** - Exhibit one model rocket assembled by the member. The exhibit will be a static display. The model rocket should be in good flying condition. DO NOT include the rocket engine with your exhibit. The rockets will not be launched. Attach the printed directions for construction of the rocket and display in a sheet protector.

50131----- **Aerospace Display** - Prepare a display related to the aerospace project which does not fit in the model rocketry class. All exhibits must include something visual, such as a printed copy of a digital presentation, which will remain on display during the exhibition. See page 73 for the full definition of what could be included in a display.

50133----- **Ready4Life Challenge** See page 73 for the full list of requirements Ready4Life Challenge Projects.

50400----- **Maker** See page 73 for the full list of requirements for the Maker Project and exhibit date and time.

4-H ANIMAL SCIENCE/ VETERINARY SCIENCE

Judging - Monday July 22

Judging will start at 10:00 a.m.

Exhibits must be checked in between 5:00-8:00 p.m., Sunday, July 21
in the Produce Building.

4-H'er must be present for judging.

Exhibitor limited to one entry per class.

There is no maximum size limit for exhibits. Please choose a display size which is most appropriate for the exhibit you are bringing. Larger does not always mean better; use good judgment in creating your exhibit.

ANIMAL SCIENCE is open to members in Beef, Cats, Dairy, Dogs, Goats, Horse & Pony, Poultry, Rabbits, Sheep, Small Pets, and Swine.

50135----- **Animal Science** - Prepare a display focusing on any activity related to the animal science project. Demonstrate skills and knowledge you have gained through the animal project you studied. Choose whatever method best shows what you've learned. All exhibits must include something visual, such as a printed copy of a digital presentation, which will remain on display during the exhibition. Live animals

are not permitted as exhibits in this area. For safety reasons, exhibits cannot include glass, syringes with needles or any other sharp objects. See page 73 for the full definition of what could be included in a display.

- 50137----- **Ready4Life Challenge** See page 73 for the full list of requirements Ready4Life Challenge Projects.
- 50400----- **Maker (Animal Science)** See page 73 for the full list of requirements Ready4Life Challenge Projects.
- 50320----- **Veterinary Science 1-3-** Prepare a display focusing on any activity related to the veterinary science project. The exhibit may include, but isn't limited to, original works, objects, demonstrations, digital presentations, programs, websites, games, apps, performances, or posters which you have made. Choose whatever method best shows what you've learned. You must furnish any equipment you need for your exhibit. Internet service will not be provided for the exhibit. All exhibits must include something visual, such as a printed copy of a digital presentation, which will remain on display during the exhibition. Electronic equipment will only be used during your personal judging time and will not remain on display during the entire exhibit period. Live animals are not permitted as exhibits in this area. For safety reasons, exhibits cannot include glass, syringes with needles or any other sharp objects. See page 73 for the full definition of what could be included in a display.
- 50322----- **Ready4Life Challenge** See page 73 for the full list of requirements Ready4Life Challenge Projects.
- 50400----- **Maker** See page 73 for the full list of requirements for the Maker Project and exhibit date and time.

4-H BICYCLE

Judging—Monday, July 22

Judging will start at 2:00 p.m. near the Produce Building.

**4-H'er must be present for judging.
Exhibitor limited to one entry.**

Exhibitors MUST bring his/her own bicycle and may wish to bring a chain and lock. Bicycles may not be ridden on the Fairgrounds, except when performing in the classes. **Bicycle riders must bring and wear safety helmets during the riding exercises.** Each exhibitor will be given a written or oral test on proper maintenance, adjustment, operation, bicycle parts, and safety rules regarding bicycles; inspection of exhibitor's bicycle, including brakes, height, safety equipment, etc.; and riding "test" through a safety course, observing all rules and regulations.

----- **Bicycle Level 1 *Not Eligible for State Fair*** - Exhibitors will draw **three** situations from a bag that relate to activities from Level 1 and **discuss/explain all three** with the judge. Situations may include: Selecting bicycle safety equipment; Demonstrate how to fit a helmet; Identify bike parts and their function; Selecting the right size bike; How to check bicycle tires, brakes and chains; Recognizing traffic signs and their meaning; General discussion of bicycling hazards; and Items to consider when planning a bike trip.

----- **Bicycle Level 2 *Not Eligible for State Fair*** - Exhibitors will draw **three** situations from a bag that relate to activities from Level 2 and **discuss/explain all three** with the judge. Situations may include: Factors to consider when choosing a bike; Comparing tire pressure, valve type and tread; Steps in fixing a flat tire; Steps to follow when cleaning, lubricating and replacing a bike chain; Evaluating the



braking system on a bicycle; Factors to consider when mapping out a bike route; Rules for smart bike riding; and Planning a menu for an all day bike ride.

----- **Ready4Life Challenge** See page 73 for the full list of requirements Ready4Life Challenge Projects.

50400----- **Maker** See page 73 for the full list of requirements for the Maker Project and exhibit date and time.

4-H CIVIC ENGAGEMENT

Judging – Wednesday, July 17

Judging will start at 9:00 a.m. in the 4-H Center.

Exhibits must be in place by 8:30 a.m. Wednesday in the 4-H Center.

4-H'er must be present for judging.

Exhibitor limited to one entry.

Please choose a display size which is most appropriate for the exhibit you are bringing. Larger does not always mean better; use good judgment in creating your exhibit. Exhibits are limited to 2'6" wide and 15" deep.

50145----- **Civic Engagement 1:** Exhibit a display illustrating one of the following options: 1) personal information about yourself – who you are, things you like to do, things you are good at, your favorites; 2) your feelings and how you handle these feelings; 3) your family, their responsibilities, how you work together; **OR** 4) the Family Pedigree that may include family group pages.

50146----- **Civic Engagement 2:** Exhibit a display illustrating one of the following options: 1) your neighborhood; 2) how you were a good neighbor or led a service project for your community; **OR** 3) a Citizenship Challenge that you helped organize and lead (see the project book for details).

50147----- **Civic Engagement 3:** Exhibit a display illustrating one of the activities that you completed within your project as it relates to one of the following categories in the manual: 1) Government; 2) Business and Industry; 3) Transportation, Communication & Utilities; 4) Culture & Heritage; 5) Natural Resources & Environment; 6) Education; 7) Organizations within your community; 8) Tourism; **OR** 9) Support Systems within your community.

50149----- **Ready4Life Challenge** See page 73 for the full list of requirements Ready4Life Challenge Projects.

50400----- **Maker** See page 73 for the full list of requirements for the Maker Project and exhibit date and time.

----- **Service Learning 1 – Individual *Not eligible for State Fair*** – Exhibit a binder portfolio to reflect what the exhibitor accomplished in the four steps of service learning. If exhibitor has been enrolled in project for multiple years, the binder portfolio should include previous years' work. Use of page protectors is recommended. Exhibit will NOT be labeled "Do Not Touch."

----- **Service Learning 2 – Individual *Not eligible for State Fair*** - Exhibit a binder portfolio to reflect what the exhibitor accomplished in the four steps of service learning. If exhibitor has been enrolled in project for multiple years (including Service Learning I), the binder portfolio should include previous years' work. Use of page protectors is recommended. Exhibit will NOT be labeled "Do Not Touch."

4-H CLOTHING & TEXTILES

Judging - Wednesday, July 17

Judging will start at 9:00 a.m.

Exhibits must be in place by 8:30 a.m. Wednesday in the 4-H Center.

4-H'er must be present for judging.

Exhibitor limited to one entry per project area.

Exhibitors bringing garments should not wear their garments when they arrive for judging. The garment will be reviewed by the judges for construction first. Exhibitors will be asked to change into the garment as the second step of the judging process. If the garment was constructed for another individual, that individual must be present to wear the garment for the judge. (Only the exhibitor who made the garment is eligible for ribbon and premium.) Construction and appearance will both be considered during judging. If a pattern was used to make the item, the pattern instructions, either written or electronic, are to be included with the exhibit. Exhibit tags should be attached to the garment, not to the hanger.

Members wishing to exhibit knitted items should enroll in Visual Arts and exhibit in Fiber (if original) or Heritage Arts (if made from a pattern). Members who enroll in Clothing & Textiles with the intent of pursuing quilting can exhibit in the non-clothing exhibit category in STEAM Clothing 1—FUNDamentals. Quilts exhibited in the Clothing & Textiles area will be judged using a rubric that evaluates the sewing skills and construction of the item. All work on the quilt MUST be completed by the 4-H member. You cannot exhibit a quilt that was quilted by someone else. Quilts can be hand OR machine quilted as long as ALL work is completed by the exhibitor.

Garment/items will not be placed on display unless covered in a clear plastic bag (no garment bags). Exhibit tags should be attached to the GARMENT, not to the hanger.

STEAM Clothing 1 – FUNDamentals : Exhibit one of the following in either the Non-Sewn, Non-Clothing, or Clothing exhibit divisions:

50151a Non-Sewn Exhibits:

- Clothing Portfolio – Complete at least three different samples/activities from Chapter 2 and/or Chapter 3 of the project manual. Examples of samples you might include: How Two Magically Become One, pages 85-86; No Fear of Fray, pages 93-95; Two Sides of the Moon, pages 97-99; On the Flip Side, pages 101-104; Basic Hand Sewing Skills, pages 106-108. The Portfolio should be placed in an 8 ½ x 11, 3 ring binder. Include an appropriate cover, dividers, and table of contents. NOTE – additional pages can be added each year but must be dated with the year. See pages 9-10 of project manual for portfolio formatting.
- Fabric Textile Scrapbook – Must include at least 5 different textile samples. Use Textile Information Cards template on page 41 in project manual to identify fabric swatches. Completed textile cards should be placed in an 8 ½ x 11, 3 ring binder. Include an appropriate cover. See project manual, pages 42-74, for fabric options and fabric science experiments.
- What's the Difference - What's the Price Point – Exhibit may include a notebook, poster, small display sharing a project comparison and price point. See activity, pages 118-120. Exhibit should include PHOTOS; NO actual PILLOWS.
Beginning Sewing Exhibits – exhibits in this class must be made from medium weight woven fabrics that will sew and press smoothly, flannel/fleece is acceptable. Solid color fabrics or those having an overall print are acceptable. NO PLAIDS, STRIPES, NAPPED or JERSEY KNIT. Patterns should be simple WITHOUT DARTS, SET-IN SLEEVES, and COLLARS. Raglan and loose flowing sleeves are acceptable.



OR

50151b Sewn Non-Clothing Exhibits:

Pillowcase
Simple Pillow – no larger than 18" x 18"
Bag/Purse – no zippers or button holes
Other non-clothing item using skills learned in project manual

OR

50151c Sewn Clothing Exhibits:

Simple top
Simple pants, shorts, or skirt – no zipper or button holes
Simple Dress – no zipper or button holes
Other – other wearable item using skills learned in project manual (apron, vest, etc.)

STEAM Clothing 2 – Simply Sewing: Exhibit one of the following in either the Non-Sewn, Non-Clothing, or Clothing exhibit divisions:

50152a Non-Sewn Exhibits:

- Clothing Portfolio – Complete at least four different samples/activities from Chapters 2, 3 AND/OR 4 of the project manual. The Portfolio should be placed in an 8 ½ x 11, 3 ring binder. Include an appropriate cover, dividers, and table of contents. NOTE – this can be a continuation of a Portfolio created in STEAM Clothing 1. Additional pages can be added each year but must be dated with the year created. See project manual, pages 9-11 for portfolio formatting.
- Expanded Textile Science Scrapbook – Must include at least 10 different textile samples. Use Textile Information Cards template on page 39 in project manual to identify fabric swatches. Completed textile cards should be placed in an 8 ½ x 11, 3 ring binder. Include an appropriate cover. See Project, pages 40-82 for fabric science experiments.
- Design Basics – Understanding Design Principles – Exhibit should include a learning experience that demonstrates the design principles and elements involved when selecting fabric for clothing and accessories. See project manual, pages 17-20 for design suggestions.
- Entrepreneurial Sewing – Exhibit should highlight items you made for sale online. Create an exhibit that displays products you made and posted online. Refer to the project manual, pages 161-167 for information on how to analyze the cost of similar purchased items to determine pricing of your products. The exhibit may be a notebook, poster or small display.

OR

50152b Sewn Non-Clothing Exhibits:

- Recycled Clothing Accessory – Create a clothing accessory made from a used item. The item must be changed in some way in the redesign process. The finished accessory must reflect at least one skill learned in the project and exhibitor should be able to identify the skill used. A before picture and a description of the redesign process must accompany the exhibit. Clothing accessory may include: hat, bag, scarf, belt, etc.
- Non-clothing item **OR** Clothing Accessory – Create a clothing accessory using at least one skill learned in this project. Exhibitor should be able to identify the skill used.

OR

50152c Sewn Clothing Exhibits:

- Recycled Clothing – Create a garment from used textile based items. The original used item must be redesigned (not just embellished or decorated) in some way to create a new wearable piece of clothing. The finished garment must reflect at least one skill learned in this project and exhibitor

should be able to identify the skill used. A before picture and a description of the redesign process must accompany the exhibit.

- Constructed garment – Any garment with facings or curves. Should use at least one skill learned in this project and exhibitor should be able to identify the skills used. Garment should be appropriate for the age and experience of the member.

STEAM Clothing 3 – A Stitch Further: Exhibit one of the following in either the Non-Sewn, Non-Clothing, or Clothing exhibit divisions:

50153a Non-sewn Exhibits:

- Clothing Portfolio – Complete at least four different samples/activities from Chapters 2, 3 AND/OR 4 of the project manual. The Portfolio should be placed in an 8 ½ x 11, 3 ring binder. Include an appropriate cover, dividers, and table of contents. NOTE – this can be a continuation of a Portfolio created in STEAM Clothing 1 and/or STEM Clothing 2. Additional pages can be added each year but must be dated with the year created. See project manual, pages 11-13 for portfolio formatting.
- Expanded Textile Science Scrapbook - Must include at least 10 different textile samples. Use Textile Information Cards template on page 29 in project manual to identify fabric swatches. Completed textile cards should be placed in an 8 ½ x 11, 3 ring binder. Include an appropriate cover. See Project, pages 39-52 for fabric science experiments.
- Advanced Entrepreneurial Sewing – Using knowledge gained in project manual, Chapter 5, display one sample product with a business plan that includes a business ID and logo. The Exhibit may be a notebook, poster or small display.

OR

50153b Sewn Non-Clothing Exhibits:

- Recycled Clothing Accessory – Create a clothing accessory made from a used item. The item must be changed in some way in the redesign process. The finished accessory must reflect at least one skill learned in the project and exhibitor should be able to identify the skill used. A before picture and a description of the redesign process must accompany the exhibit.
- Non-clothing item **OR** Clothing Accessory – Create a clothing accessory using at least one skill learned in this project. Exhibitor should be able to identify the skill used.

OR

50153c Sewn Clothing Exhibits:

- Recycled Clothing – Create a garment from used textile based items. The original used item must be redesigned (not just embellished or decorated) in some way to create a new wearable piece of clothing. The finished garment must reflect at least one skill learned in this project and exhibitor should be able to identify the skill used. A before picture and a description of the redesign process must accompany the exhibit.
- Constructed garment – Any garment constructed by the member which is appropriate for the age and experience of the exhibitor. Should use at least one skill learned in this project and exhibitor should be able to identify the skills used. Possible examples are wool garment, dress or jacket with set in sleeves and zipper or buttons and button holes, suites evening gown or sport outfit.

CLOTHING—SHOPPING

Exhibit one of the following options that align with the Shopping in Style project level of enrollment. If a garment is part of the 4-H exhibit, exhibitors should NOT wear garment when they arrive for judging, however they will be asked to try the item on so judges can evaluate for



fit. All of the exhibit options are explored in the Shopping in Style Project manual.

50154----- **Shopping in Style – Beginning** - Choose one of the following activities from Unit 1 or Unit 2 of the project book.

- Exhibit should consist of a garment that reflects your personal style along with a poster or report that 1) explains how this garment reflects your style and how it influences what others think of you; **OR** 2) how your personal style either aligns or contradicts what is considered to be “in style” today. **OR**
- Exhibit should include a garment you purchased along with a poster or report that explains or illustrates how this garment is either 1) a modern version of a fad or fashion from an earlier decade; **OR** 2) how this garment reflects a different ethnic or cultural influence. Exhibit should include garment you purchased along with a poster or report that provides 1) a body shape discussion and how body shape influences clothing selections; **OR** 2) a color discussion that provides an overview of how different colors complement different hair colors and skin tones and how that influenced garment selection. Poster or report may include pictures from magazines, the internet or actual photos of garments.

OR

- Exhibit should include garment you purchased along with a poster or report that 1) explains how this garment uses the principles of design lines to create an illusion to alter appearance; **OR** 2) explains how color and texture of fabrics can complement or enhance appearance. Poster or report may include pictures from magazines, the internet, or actual photos of garments.

50155----- **Shopping in Style – Intermediate** - Choose one of the following activities from Unit 3 or Unit 4 of the project book.

- Exhibit should include garment you purchased along with a poster or report that provides 1) a body shape discussion and how body shape influences clothing selections; **OR** 2) a color discussion that provides an overview of how different colors complement different hair colors and skin tones and how that influenced garment selection. Poster or report may include pictures from magazines, the internet or actual photos of garments. **OR**
- Exhibit should include garment you purchased along with a poster or report that 1) explains how this garment uses the principles of design lines to create an illusion to alter appearance; **OR** 2) explains how color and texture of fabrics can complement or enhance appearance. Poster or report may include pictures from magazines, the internet, or actual photos of garments.

50156----- **Shopping in Style – Advanced** - Choose one of the following activities from Unit 5 or Unit 6 of the project book

- Exhibit should include garment you purchased along with a poster or report that summarizes care requirements not only for this garment but also for garments made of other natural and synthetic fibers; exhibit should also include a care cost analysis for garments of different fibers. **OR**
- Exhibit should include garment you purchased which you have repaired or altered along with a poster or report that provides a clothing inventory list which includes cost savings for repaired items as compared to purchasing replacement garments.

OR

- Exhibit should include multiple garments you purchased along with a poster or report that provides plans and commentary for a fashion show that that would capture the attention of an audience. Fashion show plans should identify target audience, include show venue, purpose of the show, and logistical plan for the fashion show. This should also include a financial plan. Exhibitor should be prepared to demonstrate modeling skills.

50157----- **Ready4Life Challenge** See page 73 for the full list of requirements [Ready4Life Challenge Projects](#).

50400----- **Maker** See page 73 for the full list of requirements for the Maker Project and exhibit date and time.

4-H College & Career Readiness

Judging – Wednesday, July 17

Judging will start at 9:00 a.m.

Exhibit must be in place by 8:30 a.m. Wednesday in the 4-H Center.

4-H'er must be present for judging.

Exhibitor limited to one entry

50365----- **Build Your Future:** Develop a Career portfolio which includes the items listed below. Members are encouraged to spend more than one year involved in this project so they have time to thoroughly explore the learning modules and develop a greater understanding of planning and preparing for their future and develop a comprehensive career planning portfolio. The original OR photocopies of the completed activities from the project manual should be included in the portfolio. Each year enrolled in the project should build on previous year's learning experiences.

First Year – Complete a minimum of Activities 1-4 from the Build Your Future project manual which includes: Skills...Choices...Careers; Making Career Connections; Build Your Future Through Portfolios; and Education Pay\$.

Second Year – Complete a minimum of Activities 5-7 from the Build Your Future project manual which includes: Career FUNds; Turn Your 4-H Passion Into Profit; and Pounding the Pavement.

Third Year – Complete a minimum of Activities 8-9 from the Build Your Future project manual which includes: Putting the Pieces Together: Goals for the Future; and Pathways to Success.

50366----- **Ready4Life Challenge** See page 73 for the full list of requirements Ready4Life Challenge Projects.

50400----- **Maker** See page 73 for the full list of requirements for the Maker Project and exhibit date and time.

4-H COMMUNICATIONS

Judging – Wednesday, July 17

Judging will start at 9:00 a.m.

Exhibit must be in place by 8:30 a.m. Wednesday in the 4-H Center.

4-H'er must be present for judging.

Exhibitor limited to one entry

50368----- **Communications 1:** Use of page protectors is recommended. For 1st year enrolled in project - Exhibit a binder portfolio showcasing at least three activities from the project manual. Show basic activities and anything that extended lessons. For 2nd and 3rd years in project: Include everything from earlier years' work and add section showcasing at least four additional activities per year.

50368----- **Communications 2:** Use of page protectors is recommended. For 1st year enrolled in project - Exhibit a binder portfolio showcasing at least three activities from the project manual. Show basic activities and anything that extended lessons. For 2nd and 3rd years in project: Include everything from earlier years' work and add section showcasing at least four additional activities per year.

50368----- **Communications 3:** Use of page protectors is recommended. For 1st year enrolled



in project - Exhibit a binder portfolio showcasing at least three activities from the project manual. Show basic activities and anything that extended lessons. For 2nd and 3rd years in project: Include everything from earlier years' work and add section showcasing at least four additional activities per year.

50367----- **Creative Writing**

To provide the best learning experience, it is suggested that counties receive submissions in this class prior to the exhibition date to allow a judge adequate time to read the submissions and provide meaningful review.

Each member may submit only one entry per class. Each entry is to be typewritten on 8 ½ x 11 paper and include exhibitors name. Entries must be original and **written for the 4-H project**. Stories should be double-spaced. Poems may be single-spaced.

- **Rhymed Poetry** – An interpretation of a subject in rhymed verse. Submit a collection of three poems.
- **Free Style Poetry**– An interpretation of a subject in unrhymed verse. Submit a collection of three poems.
- **Short Story**– A fiction piece comprised of three basic elements: a theme, a plot and characters. Submit one story, maximum length –2,000 words.
- **Essay**– A short nonfiction composition in which a theme is developed or an idea is expressed. Submit one essay, maximum length –500 words.
- **Feature Story** -- Nonfiction human-interest story judged on interest to readers, writing style, readability, and thoroughness of coverage. Submit one story, maximum length –1,000 words.

----- **Journalism – (not eligible for State Fair)** Exhibit a binder portfolio showing the results of the appropriate year's activities noted below:

- Year 1:** Accomplishments of a minimum of 5, 2-star activities from Part 1, answering all of the questions in the activities.
- Year 2:** Results of doing a minimum of 5, 2-star activities in Part 2, answering all the questions in the activities.
- Year 3:** Results of doing a minimum of 5, 3-star activities from Parts 1 and 2. One of the activities must include writing an advance story, a follow-up story, or a feature story.
- Year 4:** Results of doing at least 2, 2-star activities and 3, 3-star activities from Part 3. If the activities include making an audio or videotape, State Fair will provide a way for the judge to view or listen to it.

50368----- **Ready4Life Challenge** See page 73 for the full list of requirements Ready4Life Challenge Projects.

50400----- **Maker** See page 73 for the full list of requirements for the Maker Project and exhibit date and time.

4-H COMPUTER SCIENCE

Judging – Wednesday, July 17

Judging will start at 9:00 a.m.

Exhibit must be in place in place by 8:30 a.m. Wednesday in the 4-H Center.

4-H'er must be present for judging.

Exhibitor limited to one entry.

Exhibitors may bring computer equipment for demonstration purposes. Computers will not be furnished. The Extension staff are not responsible for the safety or security of any computer equipment. Internet connections are not available for use by exhibitors.

Any member found to be using computer software in a manner that infringes on copyright laws will be disqualified.

----- **Beginning Visual Programming: (not eligible for State Fair) (Open to youth in Computer Science Visual Based Programming)** Exhibit a simple program using Scratch (or other simple graphic programming language). The program should include 8 different commands including looping and getting input from the keyboard and mouse. All exhibits must include something visual, such as a poster or printed copy of a digital presentation, which will remain on display during the exhibition. Electronic equipment will only be used during your personal judging time and will not remain on display during the entire exhibit period.

50159----- **Intermediate Visual Programming: (Open to youth in Computer Science Visual Based Programming)** Exhibit a program using Scratch (or other simple graphic programming) that you have downloaded from the internet and modified. Compare the two programs and demonstrate the changes you made to the original program; **OR** create an animated storybook using Scratch (or other simple graphical programming language). All exhibits must include something visual, such as a poster or printed copy of a digital presentation, which will remain on display during the exhibition. Electronic equipment will only be used during your personal judging time and will not remain on display during the entire exhibit period.

50160----- **Advance Visual Programming: (Open to youth in Computer Science Visual Based Programming)** Exhibit a video game you have created in Scratch (or other simple graphic programming). All exhibits must include something visual, such as a poster or printed copy of a digital presentation, which will remain on display during the exhibition. Electronic equipment will only be used during your personal judging time and will not remain on display during the entire exhibit period.

50161----- **Website Design: (Open to youth in Computer Science Visual or Text Based Programming)** Exhibit an original website that you have designed. Internet access will not be provided, so exhibitors must supply their own internet hot spot or the website must be hosted on the exhibitor's computer). All exhibits must include something visual, such as a poster or printed copy of a digital presentation, which will remain on display during the exhibition. Electronic equipment will only be used during your personal judging time and will not remain on display during the entire exhibit period.

50162----- **Computer Open Source/Innovation CS: (Open to youth enrolled in computer science Text-Based Programming or robotics project).** Demonstrate the skills and knowledge you have gained through the Computer project. The exhibit may include, but isn't limited to, original works, objects, demonstrations, digital presentations, programs, websites, games, apps, performances, or posters which you



have made. Choose whatever method best shows what you've learned. Your exhibit should not fit in the other exhibit options for this project. You must furnish any equipment you need for your exhibit. Internet service will not be provided for the exhibit. Exhibits in this class may also demonstrate successful application of open source (publicly available) computing software and/or hardware, such as Raspberry Pi and Linux, to accomplish a task. All exhibits must include something visual, such as a poster or printed copy of a digital presentation or programming flowchart, which will remain on display during the exhibition. Exhibits in this area will be judged on the computer science programming. Youth enrolled in a robotics project should choose this class if you want the exhibit to be judged on the programming of the robot. Electronic equipment will only be used during your personal judging time and will not remain on display during the entire exhibit period.

50164----- **Ready4Life Challenge** See page 73 for the full list of requirements Ready4Life Challenge Projects.

50400----- **Maker** See page 73 for the full list of requirements for the Maker Project and exhibit date and time.

4-H CONSUMER EDUCATION

Judging – Wednesday, July 17

Judging will start at 9:00 a.m.

Exhibits must be in place by 8:30 a.m. Wednesday in the 4-H Center.

4-H'er must be present for judging.

Exhibitor limited to one entry.

ALL items in the display (including the project book) must be attached to display boards – NO additional items should be included.

There is no maximum size limit for exhibits. Please choose a display size which is most appropriate for the exhibit you are bringing. Larger does not always mean better; use good judgment in creating your exhibit.

50168----- **My Financial Future 1 – Beginner:** Develop a Financial Planning portfolio which includes the items listed below. This project can be completed all in one year; or a member may take several years to explore each of the activities and develop a more detailed financial plan. The original OR photocopies of the completed activities from the project manual should be included in the portfolio. Each year enrolled in the project should build on previous year experiences.

First Year – Complete a minimum of Activities 1-6 from the My Financial Future – Beginner project manual which includes: Who Needs This?; Let's get SMART; Bringing Home the Bacon; Managing Your Money Flow; My Money Personality; and Money Decisions.

Second Year and Beyond – Complete a minimum of Activities 7-11 from the My Financial Future – Beginner project manual which includes: Banking your \$\$\$\$; Charging it Up; Check it Out; Better than a Piggy Bank!; and My Work; My Future.

50169----- **My Financial Future 2 – Advanced:** Building on your previous work in My Financial Future – Beginner project, continue adding to your Financial Planning portfolio which includes the items listed below. Members are encouraged to spend more than one year involved in this project so they have time to thoroughly explore the learning modules and develop a greater understanding of financial literacy, planning for their future, and develop a comprehensive career and financial planning portfolio. The

original OR photocopies of the completed activities from the project manual should be included in the portfolio. Each year enrolled in the project should build on previous year's learning experiences.

First Year – Complete a minimum of two activities from Module 1: Earning Income and Career Planning and Module 2: Organizing Your Flow.

Second Year – Complete all activities not previously completed in Module 1: Earning Income and Career Planning and Module 2: Organizing Your Flow; AND a minimum of two the activities from Module 3: Working with Banks and Credit Unions: Bank on It and Module 4: Making Your \$ Work 4 U.

Third Year and beyond – Complete all activities not previously completed in Module 3: Working with Banks and Credit Unions: Bank on It and Module 4: Making Your \$ Work 4 U; AND a minimum of two activities from Module 5: Credit and Consumer Breadcrumbs.

----- **Entrepreneurship: Be the E!** (not eligible for state fair) Exhibit a binder portfolio or display that includes the results of at least two completed activities from each year exhibitor has been enrolled in the project. Completed activities from previous years should be included

50167----- **Ready4Life Challenge** See page 73 for the full list of requirements Ready4Life Challenge Projects.

50400----- **Maker** See page 73 for the full list of requirements for the Maker Project and exhibit date and time.

4-H CROPS

Judging – Tuesday, July 23

Judging will start at 10:00 a.m.

Exhibits must be in place by 8:30 a.m. Tuesday in the Produce Building.

4-H'er must be present for judging.

Exhibitor limited to one entry per crop group.

All Crops exhibited must have been grown and cared for by the exhibitor as part of their current 4-H Crops project.

REMINDER - Include the member's crop records with the exhibit, such as the 4-H Crop record found online @ <https://4h.extension.illinois.edu/sites/4h.extension.illinois.edu/files/projects/documents/STEM/crops-and-soils-record-form-2016.pdf>, a FFA crops record or similar information. **Crop records should be brought for judging and then taken home with the youth. Do not leave with display.**

50170----- **Soybeans** - Exhibit five fresh plants (include root system that is washed) that are representative of member's 4-H project field. Include the 4-H Crop Record. **OR** exhibit an experimental or educational project related to one experience from your project. Include explanation of the project in a report for public understanding.

50171----- **Corn** - Exhibit two fresh plants of field corn (include root system that is washed), that is representative of member's 4-H project field. Include the 4-H Crop Record. **OR** exhibit an experimental or educational project related to one experience from your project. Include explanation of the project in a report for public understanding.

50172----- **Small Grains** - Exhibit one gallon of the current year's crop of oats, wheat, rye, or barley that is representative of the member's 4-H project field. Include the 4-H Crop Record.



- OR** exhibit an experimental or educational project related to one experience from your project. Include explanation of the project in a report for public understanding.
- 50173----- **Crops Innovation Class: (Open to youth enrolled in any Crops project.)**
Demonstrate the skills and knowledge you have gained through the Crops project. This could be related to, but not limited to crop production, crop utilization or topics of interest to the member related to agronomy. The exhibit may include, but isn't limited to, original works, objects, demonstrations, digital presentations, programs, websites, games, apps, performances, or posters which you have made. Choose whatever method best shows what you've learned. Your exhibit should not fit in the other exhibit options for this project. You must furnish any equipment you need for your exhibit. Internet service will not be provided for the exhibit. All exhibits must include something visual, such as a printed copy of a digital presentation, which will remain on display during the exhibition. Electronic equipment will only be used during your personal judging time and will not remain on display during the entire exhibit period.
- 50175----- **Ready4Life Challenge** See page 73 for the full list of requirements Ready4Life Challenge Projects.
- 50400----- **Maker** See page 73 for the full list of requirements for the Maker Project and exhibit date and time.

4-H ELECTRICITY

Judging – Monday, July 22

Judging will start at 9:30 a.m.

Exhibits must be checked in between 5:00-8:00 p.m., Sunday, July 21
in the Produce Building.

**4-H'er must be present for judging.
Exhibitor limited to one entry.**

There is no maximum size limit for exhibits. Please choose a display size which is most appropriate for the exhibit you are bringing. Larger does not always mean better; use good judgment in creating your exhibit. **All paperwork should be displayed in a sheet protector.**

It is strongly suggested that members use recommended construction details including proper color coding provided by the Energy Education Council (EEC) that have been provided on the EEC 4-H website; <http://www.energyeducation.org/4-H.html>

- 50177----- **Electricity 1:** (May only be battery-powered projects using battery components and wiring). Exhibit a momentary switch, simple switch, basic circuit, electromagnet, galvanometer, **OR** an electric motor. All projects must include a report explaining how the project was constructed and the principles demonstrated. Recommendations can be found on the website. Projects using paper clips, cardboard, thumbtacks, & brads are not eligible for state fair exhibits in electricity. Members wishing to exhibit these types of projects should consider exhibiting in Junkdrawer Robotics 1 or 2.
- 50178----- **Electricity 2:** (May only be battery-powered projects using battery components and wiring) Exhibit a circuit board demonstrating parallel and series switches, including a circuit diagram; 3-way or 4-way switch circuit using DC/battery; **OR** a basic electrical device (examples: rocket launcher, burglar alarm, etc). All projects must include a report explaining how the project was constructed and the principles demonstrated. Recommendations can be found on the website. Projects using paper clips, cardboard, thumbtacks, & brads are not eligible for state fair exhibits in electricity. Members wishing to exhibit these types of projects should consider exhibiting in Junkdrawer Robotics 1 or 2.

-
- 50179----- **Electricity 3:** Exhibit a 120V lighting fixture or other appliance which uses a switch; **OR** two electrical household circuits using 120V materials to comply with National Electrical Code, one with a simple on/off switch to control bulb, and one using 3-way switches to control light from two locations; **OR** other project which demonstrates principles in the Wired for Power book. All electricity projects must include a report, explaining how the project was constructed, and principles for its operation. Recommendations can be found on the website.
- **Electricity 4: *Not eligible for State Fair** - Exhibit any electronic or solid state appliance. Exhibitor must be able to explain how the project was constructed, how it is to be used and how it works. When project is being constructed, general safety and workmanship should be considered.
- 50181----- **Ready4Life Challenge** See page 73 for the full list of requirements Ready4Life Challenge Projects.
- 50400----- **Maker** See page 73 for the full list of requirements for the Maker Project and exhibit date and time.

4-H ENTOMOLOGY

Judging – Monday, July 22

Judging will start at 9:15 a.m.

Exhibits must be checked in between 5:00-8:00 p.m., Sunday, July 21
in the Produce Building.

**4-H'er must be present for judging.
Exhibitor limited to one entry.**

Size and number of exhibit cases should relate appropriately to the number of insects being displayed for a specified class. Cases should be no deeper than 4". Exhibitors should note that Entomology exhibits may be placed UPRIGHT for display. **All paperwork should be displayed in a sheet protector.**

- 50183----- **Entomology 1:** Exhibit 15 or more species representing four or more orders. Collection must be accurately labeled. Exhibitors must also include the Entomology 1 project manual, *Teaming With Insects 1*, with at least one completed activity for each year enrolled. The project manual must be included. Rules for pinning and labeling insects are available from your local Extension office.
- 50184----- **Entomology 2:** Exhibit 30 or more species representing eight or more orders. Collection must be accurately labeled. Exhibitors must also include the Entomology 2 project manual, *Teaming With Insects 2*, with at least one completed activity for each year enrolled. The project manual must be included. Rules for pinning and labeling insects are available from your local Extension office.
- 50185----- **Entomology 3:** Exhibit 60 or more species representing twelve or more orders. Collection must be accurately labeled. Exhibitors must also include the Entomology 3 project manual, with at least one completed activity for each year enrolled. The project manual must be included. Rules for pinning and labeling insects are available from your local Extension office.
- 50186----- **Entomology Display, Other** – Exhibit any activity or display from the Entomology project books that does not fit into Entomology 1, 2 or 3 above. See page 73 for the full definition of what could be included in a display.
- 50187----- **Ready4Life Challenge** See page 73 for the full list of requirements Ready4Life Challenge Projects.



50400----- **Maker** See page 73 for the full list of requirements for the Maker Project and exhibit date and time.

ENTOMOLOGY BEEKEEPING

Create an exhibit that shows the public what you learned in the beekeeping project this year. **Note:** No bee hives may be exhibited. (Honey moisture content will be measured.) Fill level: the honey should be filled to the jar shoulder, not over, nor under. Chunk honey should go in a wide-mouth jar, preferably one specially made for chunk honey (see beekeeping catalogs). Be careful to distinguish "chunk honey" (comb in jar) from "cut comb" (comb only in plastic box). *Honey exhibited (including chunk, cut comb, and sections) must be collected since the previous year fair.*

50188----- **Beekeeping 1:** Exhibit an educational display for one (1) of the following:

- Flowers Used to Make Honey. Display pressed flowers from ten (10) different Illinois plants that bees use for making honey.
- Uses of Honey and Beeswax.
- Setting Up a Bee Hive.
- Safe Handling of Bees.
- Equipment needed by a Beekeeper.

50189----- **Beekeeping 2:** Exhibit one (1) of the following:

- Extracted Honey: Three (3) 1# jars, shown in glass, screw-top jars holding 1 # of honey each.
- Chunk honey (comb in jar): Three (3) 1# jars (wide-mouth glass jars).
- Cut-comb honey: Three (3) 1# boxes (boxes are usually 4 ½" x 4 ½").
- Section honey: three (3) sections of comb honey (in basswood boxes or Ross rounds.)
- Working with Honey Bees. Present a topic from your manual to teach fairgoers about working with honey bees. Use your knowledge and creativity to display this information on a poster or in a notebook.

50190----- **Beekeeping 3:** Exhibit three (3) of the five (5) kinds of honey listed below (#1-5) or prepare an educational display about honey bees or beekeeping.

1. Extracted Honey: Three (3) 1# jars (glass)
2. Chunk Honey (comb in a jar): Three (3) 1# jars (wide-mouth glass)
3. Cut-comb Honey: Three (3) 1# boxes (boxes are usually 4 ½" x 4 ½" in size).
4. Comb Honey- 3 sections (honey built by bees in frames of wood commonly called "sections" (boxes are usually 4 ½" x 4 ½" in size)
5. Section honey: three (3) sections of comb (in basswood boxes or Ross rounds.) **OR**
6. Prepare an educational display about honey bees or beekeeping.

50191----- **Ready4Life Challenge** See page 73 for the full list of requirements Ready4Life Challenge Projects.

50400----- **Maker** See page 73 for the full list of requirements for the Maker Project and exhibit date and time.

4-H EXPLORATORY

Judging – Wednesday, July 17

Judging will start at 9:00 a.m.

Exhibit must be in place by 8:30 a.m. Wednesday in the 4-H Center.

4-H'er must be present for judging.

Exhibitor limited to one entry.

----- **Exploratory (Welcome to 4-H)(not eligible for State Fair):** Youth ages 8-10 may exhibit a display on one of the following topics from the project book.

- Windowsill Gardening

- 4-H Animals
- 4-H Family **OR**
- Coat of Arms

----- **Collectibles (not eligible for State Fair):** Bring your completed project book and your collection or examples of your collection (if it's too large to bring) with pictures of total collection, **OR** an exhibit or poster illustrating one feature of the project.

4-H FLORICULTURE

Judging – Flower Arranging – Tuesday, July 23, 9:00 a.m. in the Produce Building.

Exhibits must be in place by 8:30 a.m. Tuesday in the Produce Building.
(Arrangements may be moved to the 4-H Center after judging is complete.)

Change from prior years - Bring your flower arrangement already complete. You will be conference judged on the completed arrangement.

50192----- **Floriculture A** – Create a flower arrangement; either a round arrangement or a bud vase. No silk flowers are permitted;

50195----- **Floriculture D** – Exhibit one of the following options: Create a centerpiece around a theme such as a wedding, holiday, birthday, etc.

Judging – Tuesday, July 23

Judging will start at 9:00 a.m.

Exhibits must be in place by 8:30 a.m. Tuesday in the Produce Building.

**4-H'er must be present for judging.
Exhibitor limited to one entry.**

50192----- **Floriculture A** – Exhibit one of the following options:

- Create a photo collage or a collection of pictures of flowers that you have raised. Label your flowers by name and tell if you started with a seed, cutting or transplants. Mount pictures on a poster board; **OR**
- Exhibit in one container, 3 stems of blooms - each with attached foliage. Foliage that would go inside the container may be removed. All three blooms or stems should be the same variety, color, shape and size and must have been grown from seed, young seedling plants, bulbs or rhizomes by the exhibitor. (NOTE: Exhibitors choosing lilies should include no more than 2/3 of foliage for their exhibit.)

50193----- **Floriculture B** – Exhibit one of the following options:

- Create an artistic display of dried flowers explaining how each was dried; **OR**
- Create a photo collage or collection of pictures of plants from your theme garden. Label your plants by name and explain how the plants were chosen to fit the theme.

50194----- **Floriculture C** – Exhibit one of the following options:

- Create a terrarium. Selected plants should be started by the exhibitor from cuttings or seeds or as purchased plugs. The terrarium must be cared for by the exhibitor for at least 5 months. Exhibitor should be able to explain the different plants, soil and environmental needs and watering requirement of a closed system; **OR**
- Exhibit a plant that you propagated from cuttings, layering or division or started from seed. Create a photo board showing the progression of growth. Tips for vegetative propagation of houseplants can be found at University of Illinois



Extension houseplants, <http://urbanext.illinois.edu/houseplants/default.cfm>

- 50195----- **Floriculture D** – Create an exhibit of forced bulbs in a pot.
- 50196----- **Floriculture Display: (Open to youth enrolled in Floriculture A, B, C, and D)**
Present an exhibit of the member’s choice that focuses on some aspect of floriculture which does not fit in the categories above. The exhibit may include, but isn’t limited to, dish gardens, original works, objects, demonstrations, digital presentations, programs, websites, games, apps, performances, or posters which you have made. See Page 73 for the full definition of what could be included in a display.
- 50198----- **Ready4Life Challenge** See page 73 for the full list of requirements Ready4Life Challenge Projects.
- 50400----- **Maker** See page 73 for the full list of requirements for the Maker Project and exhibit date and time.

4-H FOODS & NUTRITION

Judging – Tuesday, July 23

Judging will be held from 9:30-11:30 a.m.

Exhibit must be in place by 9:00 a.m. on Tuesday in the 4-H Center.

4-H’er must be present for judging.

Exhibitor limited to one entry per project area.

ALL food entries must be displayed on a disposable plate and placed in a zip-sealing plastic bag. All entries must include recipe and menu. Recipes and menus may be hand written or typed on note cards or a piece of paper. Shared cakes, breads, etc. will be disqualified at the judges’ discretion, and no premium will be paid to either exhibitor.

Exhibitors may only exhibit ONE CHOICE per Project.

Note– No Jr. Fair foods will be allowed to be exhibited in the 4-H foods projects.

50200 ----- **4-H Cooking 101 – Using the recipes included in the project manual:**

- Prepare an exhibit of 3 cereal marshmallow bars **OR**
- 1/4 of 8” square or round coffeecake **OR**
- 3 cookies

Note– changes from prior year - No icing should be on any products. If you make changes to the recipe, bring a copy of the recipe with your changes. Bars, coffeecake, or cookies should be displayed on a disposable plate placed in a zip-sealing plastic bag. *In addition to your food exhibit, complete the *What’s on Your Plate? Activity* on pages 10-11 in the 4-H Cooking 101 project manual. Bring a document with printed pictures of your 3 or more plates and the answers to questions 1-7 to remain on display with your project. The words on the plates must be legible and clearly visible in the picture. Pictures, graphics or photos are acceptable*

50201 ----- **4-H Cooking 201 - Using the recipes included in the project manual:**

- Prepare an exhibit of 3 cheese muffins **OR**
- 3 scones **OR**
- 1/2 loaf (9” x 5”) of basic nut bread

Note—changes from prior year- If you make changes to the recipe, bring a copy of the recipe with your changes. Bread, muffins, or scones should be displayed on a disposable plate placed in a zip-sealing plastic bag. *In addition to your food exhibit, complete *Experiment with Meal Planning Activity* on page 91 in the 4-H Cooking 201*

project manual. Bring either page 91 with your completed answers or a document with the answers to remain on display with your project along with a picture of the meal you prepared. You do **not** need to complete the Challenge Yourself section on page 91.

50202----- **4-H Cooking 301 – Using the recipes included in the project manual:**

- Prepare an exhibit of 3 dinner rolls **OR**
- loaf of yeast bread **OR**
- 1 tea ring **OR**
- 3 sweet rolls **OR**
- one layer of a Rich White Cake or Rich Chocolate Cake, top side up (**without frosting**)

Note –changes from prior year- If icing is used on the tea ring or sweet rolls, the recipe for the icing must also come from the book. The yeast bread/roll dough may be prepared in a bread making machine; however prepared mixes are not permitted. If you make changes to the recipe, bring a copy of the recipe with your changes. Display exhibit on a disposable plate or pie tin and place in a zip-sealing plastic bag. *In addition to your food exhibit*, complete one of the six experiments: *Experiment with Flour* p. 33-34, *Experiment with Kneading* p. 35-36, *Experiment with Yeast* p. 37-38 or 39, *Experiment with Butter* p. 62-63 or *Experiment with Cheese* p. 104-105. Bring a document with a printed picture of your experiment and the answers to the experiment questions to remain on display with your project.

50203----- **4-H Cooking 401 – Using the recipes included in the project manual:**

- Prepare an exhibit of 1/4 of a 15" x 10" loaf of focaccia bread (do not include dipping oil) **OR**
- one baked pie shell – traditional, oil, or whole wheat (no graham cracker) **OR**
- ¼ Golden Sponge Cake, top side up, **without frosting OR**
- 1/2 loaf French Bread

Note—changes from prior year - If you make changes to the recipe, bring a copy of the recipe with your changes. Display exhibit on a disposable plate and place in a zip-sealing plastic bag. *In addition to your food exhibit*, pick one of the recipes from Cooking 401 that is not a choice for exhibit. Make the recipe and take a picture of the results. Bring a document with a printed picture of the food you made from the recipe and the answers to the following two questions: 1.) If you made this recipe again, what would you do differently? 2.) What did you learn that can help you in other ways besides preparing food?

50204----- **Food Science 1:** prepare a display, digital presentation, or poster on one of the food science experiments from the manual that you completed. Share 1) the food science question you investigated; 2) process used to conduct the experiment; 3) results and observations; 4) what you learned; and 5) how you have applied this information. You must furnish any equipment you need for the exhibit. Internet service is not provided. All exhibits must include something visual, such as a printed copy of a digital presentation. Electronic equipment will only be used during your judging time and will not remain on display during the exhibit period.

50204----- **Food Science 2:** prepare a display, digital presentation, or poster on one of the food science experiments from the manual that you completed. Share 1) the food science question you investigated; 2) process used to conduct the experiment; 3) results and observations; 4) what you learned; and 5) how you have applied this information. You must furnish any equipment you need for the exhibit. Internet service is not provided. All exhibits must include something visual, such as a printed copy of a digital presentation. Electronic equipment will only be used during your judging time and will not remain on display during the exhibit period.

50204----- **Food Science 3:** prepare a display, digital presentation, or poster on one of the food science experiments from the manual that you completed. Share 1) the food science question you investigated; 2) process used to conduct the experiment; 3) results and



observations; 4) what you learned; and 5) how you have applied this information. You must furnish any equipment you need for the exhibit. Internet service is not provided. All exhibits must include something visual, such as a printed copy of a digital presentation. Electronic equipment will only be used during your judging time and will not remain on display during the exhibit period.

50204----- **Food Science 4:** prepare a display, digital presentation, or poster on one of the food science experiments from the manual that you completed. Share 1) the food science question you investigated; 2) process used to conduct the experiment; 3) results and observations; 4) what you learned; and 5) how you have applied this information. You must furnish any equipment you need for the exhibit. Internet service is not provided. All exhibits must include something visual, such as a printed copy of a digital presentation. Electronic equipment will only be used during your judging time and will not remain on display during the exhibit period.

50208----- **Food Preservation:** Prepare an exhibit using ONE of the following food preservation methods: canning; freezing; drying; pickles/relishes; jams, jellies and preserves **OR** a combination of these (see Preservation Combination option below), excluding Freezing. **No freezer jam exhibits will be allowed for Freezing; Jams, Jellies, and Preserves; or for the Preservation Combination options.**

Canning – The exhibit should include two different canned foods in appropriate jars for the products. Food may be fruit, vegetable, or tomato product (i.e. salsa, juice, etc.).

Freezing – Prepare a nutrition display that illustrates a freezing principle. There is NOT a food exhibit option for this preservation method.

Drying – Exhibit two (2) different dried foods packed in plastic food storage bags. Choose from fruit, vegetable, fruit leather or meat jerky.

Pickles and Relishes – Exhibit two pint jars of different recipes of pickles and/or relishes.

Jams, Jellies, and Preserves – Exhibit half-pint jars of two different jams, jellies, and/or preserves.

Preservation Combination – Exhibit two different preserved food products, excluding Freezing, in appropriate jars/packaging (drying). For example, exhibit 1 jar of tomatoes (Canning) and 1 half-pint of jelly (Jams, Jellies, and Preserves).

All preserved products should be prepared and processed according to the current USDA/ Extension information. USDA information on preserving food, including recipes, can be found at: www.homefoodpreservation.com or web.extension.illinois.edu/foodpreservation/ Recipes must be processed in a water-bath or pressure canner.

All food exhibits must be labeled with: 1) The name of the food; 2) The date preserved; 3) Appropriate method(s) of food preservation (For canned projects: boiling water bath or pressure canner; For drying projects: Specify equipment used (food dehydrator, oven, etc.))

Examples:

Strawberry jam, boiling water bath. July 13, 2019.
Green beans, pressure canner. July 13, 2019.
Beef jerky, food dehydrator and oven. July 13, 2019.

All food exhibits must be accompanied with the recipe(s) – typed or written, with the source of the recipe(s) listed. **Required Recipes and Sources for Food Preservation Exhibits** – all food preservation recipes be from an approved source. Those sources are:

- *PUT IT UP! Food Preservation for Youth* manuals
- U.S. Department of Agriculture (USDA)
- National Center for Home Food Preservation
- Ball/Kerr Canning (recipes after 1985)

- Mrs. Wages
- DO NOT BRING RECIPES FROM: Magazine or newspaper clippings, Pinterest (unless it is from a source listed above), Grandma’s or a recipe from a family member or friend without a source, Cookbooks (excluding the Ball, Kerr and Put It Up! book).

Canning Equipment Requirements: All canned products must be canned in clear, standard jars in good condition (no chips or cracks). Jars must be sealed using two-piece canning lids (flat lid and band). Must use a new, unused flat lid. Bands must not be rusty or severely worn.

50210----- **Ready4Life Challenge** See page 73 for the full list of requirements Ready4Life Challenge Projects.

50211----- **Foods Innovation Class—Open to youth enrolled in any Foods project.**
 Demonstrate the skills and knowledge you have gained through the project. The exhibit may include, but isn’t limited to, original recipes, results of experiments not in the foods project books, variations on recipes or experimenting with unique cooking or baking methods. Your work can be displayed by a food product, demonstrations, digital presentations, performances, or posters which you have made. Choose whatever method best shows what you’ve learned. Your exhibit should not fit in the other exhibit options for this project. You must furnish any equipment you need for your exhibit. Internet service will not be provided for the exhibit. All exhibits must include something visual, such as a printed copy of a digital presentation, which will remain on display during the exhibition. Electronic equipment will only be used during your personal judging time and will not remain on display during the entire exhibit period. If you bring a food product, the food will NOT be tasted.

50400----- **Maker** See page 73 for the full list of requirements for the Maker Project and exhibit date and time.

4-H FORESTRY

Judging – Monday, July 22

Judging will start at 10:30 a.m.

Exhibits must be checked in between 5:00-8:00 p.m., Sunday, July 21
 in the Produce Building.

**4-H’er must be present for judging.
 Exhibitor limited to one entry.**

There is no maximum size limit for exhibits. Please choose a display size which is most appropriate for the exhibit you are bringing. Larger does not always mean better; use good judgment in creating your exhibit. **All paperwork should be displayed in a sheet protector.**

50212----- **Forests of Fun 1:** Exhibit any product or display illustrating an activity from the book. See page 73 for the full definition of what could be included in a display.

50213----- **Forests of Fun 2:** Exhibit any product or display illustrating an activity from the book. See page 73 for the full definition of what could be included in a display.

50214----- **Forests of Fun 3:** Exhibit any product or display illustrating an activity from the book. See page 73 for the full definition of what could be included in a display.

50216----- **Ready4Life Challenge** See page 73 for the full list of requirements Ready4Life Challenge Projects.

50400----- **Maker** See page 73 for the full list of requirements for the Maker Project and exhibit date and time.



4-H GEOLOGY

Judging – Monday, July 22

Judging will start at 9:15 a.m.

Exhibits must be checked in between 5:00-8:00 p.m., Sunday, July 21
in the Produce Building.

**4-H'er must be present for judging.
Exhibitor limited to one entry.**

Size and number of exhibit cases should relate appropriately to the number of specimens being displayed for a specified class. Specimens are not limited to Illinois locations. **All paperwork should be displayed in a sheet protector.**

All levels of Geology use the same manual, *Geology—Introduction to the Study of the Earth*.

- 50218----- **Pebble Pups 1**- Display 8 to 19 rocks and mineral specimens with three minerals in the collections. Collection may include duplications that show variations. Label collection and note where found.
- 50219----- **Pebble Pups 2** - Display at least 20, but no more than 29, rocks and mineral specimens with seven minerals in the collections. Collection may include duplications that show variations. Label collection and note where found.
- 50220----- **Rock Hounds 1**- Display at least 30, but no more than 40, rocks and mineral specimens with ten minerals in the collection. Rocks should include at least three igneous, two metamorphic, and three sedimentary groups. Label collection and note where found.
- 50221----- **Rock Hounds 2** – This level is for those who have successfully completed Rock Hounds I. Display no more than 50 specimens that have been selected to illustrate a specific theme of the exhibitor's choosing. Be creative. Sample categories could include (but are not limited to): industrial minerals and their uses; a specific rock group and the variety that occurs in that group, including some minerals that occur in that environment; select fossils traced through the geologic ages; minerals and their crystal habits; rocks and minerals used in the lapidary arts.
- 50222----- **Geology Innovation Class: (Open to youth who are enrolled in Geology.)**
Demonstrate the skills and knowledge you have gained through the Geology project. Exhibit may be the result of knowledge gained from project manuals; independent study about Illinois rock(s) and mineral(s), interaction with geology professionals; and/or individual exploration in the area of geology. The exhibit may include, but isn't limited to, original works, objects, demonstrations, digital presentations, programs, websites, games, apps, performances, or posters which you have made. Choose whatever method best shows what you've learned. Your exhibit should not fit in the other exhibit options for this project. You must furnish any equipment you need for your exhibit. Internet service will not be provided for the exhibit. All exhibits must include something visual, such as a printed copy of a digital presentation, which will remain on display during the exhibition. Electronic equipment will only be used during your personal judging time and will not remain on display during the entire exhibit period.
- 50224----- **Ready4Life Challenge** See page 73 for the full list of requirements Ready4Life Challenge Projects.
- 50400----- **Maker** See page 73 for the full list of requirements for the Maker Project and exhibit date and time.

4-H GEOSPATIAL

Judging – Wednesday, July 17

Judging will start at 9:00 a.m.

Exhibits must be in place by 8:30 a.m. on Wednesday in the 4-H Center.

4-H'er must be present for judging.

Exhibitor limited to one entry.

There is no maximum size limit for exhibits. Please choose a display size which is most appropriate for the exhibit you are bringing. Larger does not always mean better; use good judgment in creating your exhibit. **All paperwork should be displayed in a sheet protector.**

Exhibitors may bring their own laptops for demonstration purposes. (NOTE: Neither computers nor internet connections are provided for displays at the fair.)

PROJECT AREA IS NOT ELIGIBLE FOR STATE FAIR

----- **Exploring Spaces, Going Places, Level 1:** Exhibit one of the two options listed below: Using the `Take Me on a Tour` activity, create a display and map showing four to six tour sites, geo-tools used to create the map, positional data for the sites, and information about the selected sites **OR** using information from the "What Are Geographical Tools?" activity, prepare an exhibit showing and describing ten mapping tools. Explain how the mapping tools are used and why maps are important.

----- **Exploring Spaces, Going Places, Level 2:** Using the table from the "Take Me on a Tour" activity, create a map showing recreational, historical or public service sites in your community. Determine if there is a need for additional community resources. Make written suggestions for what resources should be added and where they should be located on your map.

----- **Exploring Spaces, Going Places, Level 3:** Create a computer-generated map with layered data that provides information on a community need. Explain how the need was identified; how you gathered information; and your recommendations on how to solve the need. Use the template from "Take Me on a Tour" activity to gather data for the map.

----- **Ready4Life Challenge** See page 73 for the full list of requirements Ready4Life Challenge Projects.

50400----- **Maker** See page 73 for the full list of requirements for the Maker Project and exhibit date and time.

4-H HEALTH

Judging – Wednesday, July 17

Judging will start at 9:00 a.m.

Exhibit and project book must be in place by 8:30 a.m. Wednesday in the 4-H Center.

4-H'er must be present for judging.

Exhibitor limited to one entry.

There is no maximum size limit for exhibits. Please choose a display size which is most appropriate for the exhibit you are bringing. Larger does not always mean better; use good judgment in creating your exhibit.



- 50226----- **Health 1:** Select four First Aid Skills and complete the activities for that section. Bring the project book and be prepared to discuss the completed sections. Exhibit a family first aid kit and be prepared to explain what each items is used for.
- 50227----- **Health 2:** Select four Staying Healthy skills and complete the activities for that section. Bring the project book and be prepared to discuss the completed sections. Exhibit a “smarts” project as explained in the project manual.
- 50228----- **Health 3:** Select four Keeping Fit Skills and complete the activities for that section. Bring the project book and be prepared to discuss the completed sections. Exhibit a poster or display on one of the Keeping Fit Skills.
- 50229----- **Health Innovation Class: (Open to youth who are enrolled in Health 1, 2 or 3.)** Demonstrate the skills and knowledge you have gained through the Health project. The exhibit may include, but isn’t limited to, original works, objects, demonstrations, digital presentations, programs, websites, games, apps, performances, or posters which you have made. Choose whatever method best shows what you’ve learned. Your exhibit should not fit in the other exhibit options for this project. You must furnish any equipment you need for your exhibit. Internet service will not be provided for the exhibit. All exhibits must include something visual, such as a printed copy of a digital presentation, which will remain on display during the exhibition. Electronic equipment will only be used during your personal judging time and will not remain on display during the entire exhibit period.
- 50231----- **Ready4Life Challenge** See page 73 for the full list of requirements Ready4Life Challenge Projects.
- 50400----- **Maker** See page 73 for the full list of requirements for the Maker Project and exhibit date and time.

4-H HORTICULTURE (Vegetable Gardening)

Judging – Tuesday, July 23

Judging will start at 9:00 a.m.

Exhibits must be in place by 8:30 a.m. Tuesday in the Produce Building.

4-H’er must be present for judging.

Exhibitor limited to one entry per class.

Asparagus (5 spears)	Greens (collard, kale, mustard, spinach, swiss chard) (1 plant)	Potatoes (any variety), (5)
Beans, Lima (12 pods)	Horseradish Root (1 root)	Pumpkin (1)
Beans, (Snap, Green Pod, or Golden wax) (12 pods)	Lettuce (1 head or plant)	Rhubarb, trimmed stalks (3)
Beets (5)	Muskmelon/cantaloupe (1)	Rutabaga (5)
Broccoli (1 head)	Okra (12)	Squash, summer (any variety) (3)
Brussel Sprouts (12 sprouts)	Onions, large, dry (5)	Squash, winter (Acorn, butternut, buttercup, spaghetti, Hubbard, Turk’s)
Cabbage (1 head)	Onions, green or set (12)	Turban) (1)
Cauliflower (1 head)	Parsnips (5)	Sweet Corn, in husks (5)
Carrots (5)	Peas (12 pods)	Tomatoes, slicing (5)
Cucumber, pickling or slicing (5)	Peppers (bell/banana) (5)	Tomatoes, small fruited (12)
Eggplant (1)	Peppers (chili/cherry) (12)	Turnip (5)
Garlic (5)	Popcorn (5)	Watermelon (1)

Vegetable List

1. Exhibitors must set-up entries and market displays between 7:30-8:30 a.m. in the Produce Building on Tuesday, July 23.
2. DO NOT BRING ON MONDAY.

3. The produce Building will be closed at 9 a.m. until judging is complete.
4. All produce entries must carry the age of the exhibitor as of September 1, 2018.
5. Exhibitors will be divided into classes by age according to the total number of entries.
6. All vegetables exhibited must have been grown by the exhibitor as part of their current gardening 4-H project.
7. Exhibitors should be knowledgeable about various aspects of vegetables, including but not limited to different varieties, soil testing, fertilizers used, etc.
8. Vegetable exhibits should be prepared according to the Illinois Vegetable Garden Guide website: <http://web.extension.illinois.edu/vegguide/>
9. Any plant infested with insects will be removed from the exhibit area.
10. No plates will be provided. Entry tags must be tied on through holes in plates.

Waxes and oils may not be used on vegetables or fruits.

Vegetable Gardening A through D:

50314----- **Vegetable Display– 1 Entry**

1. This class is allowed a 2’6” x 2’6” space for display.
2. Display must include 6 or more different kinds of vegetables. There may not be more than 2 different varieties of any vegetable. For example, red and white potatoes would be classified as two different varieties. Acorn squash and zucchini would be classified as two different vegetables.
3. The number and type of vegetables used must conform to the Vegetable Plate/Basket List.
4. Displays must be labeled with the name and variety of all vegetables used.

50315----- **Vegetable Plate - 1 entry**

1. Exhibit must include 2 single vegetable plates. Only one variety on each plate. Exhibitor will furnish the disposable plates.
2. Number of vegetables on plates must conform to plate list below.
3. Only one variety on each plate.
4. An exhibitor cannot show two plates of the same type of vegetable. (ie: Cannot exhibit red and white potatoes or zucchini and straightneck summer squash.)

When checking in vegetable plates, you must designate which 2 plates are the 4-H entry.

50316----- **Vegetable Gardening Display:** Present an exhibit of the member’s choice that focuses on some aspect of vegetable gardening which does not fit in the categories above. See page 73 for the full definition of what could be included in a display.

50318----- **Ready4Life Challenge** See page 73 for the full list of requirements Ready4Life Challenge Projects.

50400----- **Maker** See page 73 for the full list of requirements for the Maker Project and exhibit date and time.

INTERCULTURAL (Passport to the World)

Judging - Wednesday, July 17

Judging will start at 9:00 a.m.

Exhibits must be in place by 8:30 a.m. Wednesday in the 4-H Center.

4-H’er must be present for judging.

Exhibitor limited to one entry.

50233----- **Passport to the World, Individual:** Prepare a display illustrating what you have learned about a country’s or U.S. region’s geography, economy, agriculture, people, language, housing, culture, music, crafts, clothing, holidays or other aspect. Exhibit should be educational in nature and should not promote one’s beliefs over another



person's beliefs. See page 73 for the full definition of what could be included in a display.

- 50234----- **Diversity & Cultural Awareness:** Create a display or binder portfolio that illustrates the results of a minimum of three (3) completed activities from the project book. Due to space restrictions, exhibits are limited to 2' 6" wide and 15" deep.
- 50235----- **Passport to the World, Club, Includes *Passport to the World, Diversity & Cultural Awareness, and Latino Cultural Arts Projects*:** Exhibit a display illustrating the steps that the club has completed on the project selected for the year. Include a written outline or report of accomplishments and future goals. The exhibit may include, but isn't limited to, original works, objects, demonstrations, digital presentations, programs, websites, games, apps, performances, or posters which you have made. Choose whatever method best shows what club members have learned. You must furnish any equipment you need for your exhibit. Internet service will not be provided for the exhibit. All exhibits must include something visual, such as a printed copy of a digital presentation, which will remain on display during the exhibition. Electronic equipment will only be used during your personal judging time and will not remain on display during the entire exhibit period. The display must be accompanied by 3 or more club exhibitors at the time of the judge's critique. Club members should make a 5- to 10-minute presentation to the judge. All club members present for the judge's critique should be able to discuss the project and answer questions. Only club members present for judging who participate in the actual critique and presentation are eligible for ribbons and premiums.
- 50236----- **Ready4Life Challenge** See page 73 for the full list of requirements Ready4Life Challenge Projects.
- 50400----- **Maker** See page 73 for the full list of requirements for the Maker Project and exhibit date and time.

4-H INTERIOR DESIGN

Judging - Wednesday, July 17

Judging will start at 9:00 a.m.

Exhibits must be in place by 8:30 a.m. Wednesday in the 4-H Center.

4-H'er must be present for judging.

Exhibitor limited to one entry.

- 50242----- **Design Decisions, Beginning** - Any exhibit must have been created or redesigned by the exhibitor as part of their current Interior Design 4-H project. Exhibitors should be knowledgeable about various aspects of the project. Exhibits could include items such as, but not limited to, comparison studies of different products or techniques; made accessories, wall-hangings, window coverings, or furniture items; refinished or redesigned furniture; or a plan to solve some type of interior design problem. Exhibit should be appropriate to the exhibitor's age, skills and ability in this project.
- 50243----- **Design Decisions, Intermediate** - Any exhibit must have been created or redesigned by the exhibitor as part of their current Interior Design 4-H project. Exhibitors should be knowledgeable about various aspects of the project. Exhibits could include items such as, but not limited to, comparison studies of different products or techniques; made accessories, wall-hangings, window coverings, or furniture items; refinished or redesigned furniture; or a plan to solve some type of interior design problem. Exhibit should be appropriate to the exhibitor's age, skills and ability in this project.
- 50244----- **Design Decisions, Advanced** - Any exhibit must have been created or redesigned by the exhibitor as part of their current Interior Design 4-H project. Exhibitors should

be knowledgeable about various aspects of the project. Exhibits could include items such as, but not limited to, comparison studies of different products or techniques; made accessories, wall-hangings, window coverings, or furniture items; refinished or redesigned furniture; or a plan to solve some type of interior design problem. Exhibit should be appropriate to the exhibitor's age, skills and ability in this project.

- 50245----- **Interior Design Innovation Class: (Open to youth who were are enrolled in Interior Design.)** Demonstrate the skills and knowledge you have gained through the Interior Design project. **Your exhibit should not fit in the other exhibit options for this project.** The exhibit may include, but isn't limited to, original works, objects, demonstrations, digital presentations, programs, websites, games, apps, performances, or posters which you have made. Choose whatever method best shows what you've learned. Your exhibit should not fit in the other exhibit options for this project. You must furnish any equipment you need for your exhibit. Internet service will not be provided for the exhibit. All exhibits must include something visual, such as a printed copy of a digital presentation, which will remain on display during the exhibition. Electronic equipment will only be used during your personal judging time and will not remain on display during the entire exhibit period.
- 50247----- **Ready4Life Challenge** See page 73 for the full list of requirements Ready4Life Challenge Projects.
- 50400----- **Maker** See page 73 for the full list of requirements for the Maker Project and exhibit date and time.

4-H LEADERSHIP

Judging – Wednesday, July 17

Judging will start at 9:00 a.m.

Exhibit must be in place by 8:30 a.m. Wednesday in the 4-H Center.

4-H'er must be present for judging.

Exhibitor limited to one entry.

There is no maximum size limit for exhibits. Please choose a display size which is most appropriate for the exhibit you are bringing. Larger does not always mean better; use good judgment in creating your exhibit.

- 50249----- **Leadership 1** – Create a binder portfolio with a minimum of four (4) completed activities each year, from the areas noted below. Build upon your previous year's work. Photocopies or original pages of the completed activities from the book should be included in the portfolio. Use of page protectors is recommended.
First Year – One activity from each of the following sections: Understanding Self; Communication; and Getting Along with Others, plus one of exhibitor's choice from the manual.
Second Year – One activity from each of the following sections: Getting Along with Others; Learning to Learn; and Making Decisions, plus one of exhibitor's choice from the manual.
Third Year – One activity from each of the following sections: Making Decisions; Managing; and Working with Groups, plus one of exhibitor's choice from the manual.
- 50250----- **Leadership 2**– Building upon your previous work, continue adding to your binder portfolio with a minimum of four (4) completed activities each year, from the areas noted below. Photocopies or original pages of the completed activities from the book should be included in the portfolio. Use of page protectors is recommended.
First Year – One activity from each of the following sections: Understanding Self; Communication; and Getting Along with Others, plus one of exhibitor's choice from the manual.



Second Year – One activity from each of the following sections: Getting Along with Others; Learning to Learn; and Making Decisions, plus one of exhibitor’s choice from the manual.

Third Year – One activity from each of the following sections: Making Decisions; Managing; and Working with Groups, plus one of exhibitor’s choice from the manual.

50251-----**Leadership 3** – Building upon your previous work, continue adding to your binder portfolio with a minimum of four (4) completed activities each year, from the areas noted below. Photocopies or original pages of the completed activities from the book should be included in the portfolio. Use of page protectors is recommended.

First Year—One activity from each of the following sections: Understanding Self; Communication; and Getting Along with Others, plus one of the exhibitors choice from the manual.

Second Year—One activity from each of the following sections: Getting Along with Others; Learning to Learn; and Making Decisions, plus one of the exhibitor’s choice from the manual.

Third Year— One activity from each of the following sections: Making Decisions; Managing; and Working with Groups, plus one of exhibitor’s choice from the manual.

50252-----**Leadership Innovation Class: (Open to youth who are enrolled in Leadership 1, 2, 3.)** Demonstrate the skills and knowledge you have gained through the Leadership project. **Your exhibit should not fit in the other exhibit options for this project.** The exhibit may include, but isn’t limited to, original works, objects, demonstrations, digital presentations, programs, websites, games, apps, performances, or posters which you have made. Choose whatever method best shows what you’ve learned. Your exhibit should not fit in the other exhibit options for this project. You must furnish any equipment you need for your exhibit. Internet service will not be provided for the exhibit. All exhibits must include something visual, such as a printed copy of a digital presentation, which will remain on display during the exhibition. Electronic equipment will only be used during your personal judging time and will not remain on display during the entire exhibit period.

50254-----**Leadership Group: (Open to clubs and groups whose members are enrolled in What’s Leadership?)** Exhibit a display illustrating how your group has used the 4-H Teens As Leaders model effectively in your club, community, school, or state. Leadership activities might include planning, advising, promoting, mentoring, teaching or advocating for change. The exhibit may include, but isn’t limited to, original works, objects, demonstrations, digital presentations, programs, websites, games, apps, performances, or posters which you have made. Choose whatever method best shows what you’ve learned. You must furnish any equipment you need for your exhibit. Internet service will not be provided for the exhibit. All exhibits must include something visual, such as a printed copy of a digital presentation, which will remain on display during the exhibition. Electronic equipment will only be used during your personal judging time and will not remain on display during the entire exhibit period. The display must be accompanied by 3 or more 4-H members at the time of the judge’s critique. Club members should make a 5- to 10-minute presentation to the judge. All club members present for the judge's critique should be able to discuss the project and answer questions. Only club members present for judging who participate in the actual critique and presentation are eligible for ribbons and premiums.

50255-----**Ready4Life Challenge** See page 73 for the full list of requirements Ready4Life Challenge Projects.

50400-----**Maker** See page 73 for the full list of requirements for the Maker Project and exhibit date and time.

4-H NATURAL RESOURCES

Judging – Monday, July 22

Judging will start at 9:00 a.m.

Exhibits must be checked in between 5:00-8:00 p.m., Sunday, July 21
in the Produce Building.

**4-H'er must be present for judging.
Exhibitor limited to one entry.**

Electricity and water are NOT available for these displays. **No live animals or reptiles are permitted in these exhibits. All paperwork should be displayed in a sheet protector.**

- 50256----- **Natural Resources 1:** Exhibit any item or display developed from the project book, *Step Into Nature*.
- 50257----- **Natural Resources 2:** Exhibit any item or display developed from the project book, *Explore the Natural World*.
- 50258----- **Natural Resources 3:** Exhibit any item or display developed from the project book, *Blaze the Trail*.
- 50259----- **Outdoor Adventures 1-3:** Exhibit a display illustrating an activity completed from the project manual.
- 50260----- **Sportsfishing 1:** Exhibit a product or display made to complete an activity in the *Take the Bait* project manual. This could include, but is not limited to, displays on: different types of fishing tackle, identifying different baits and their uses (no actual bait, please) or identifying the anatomy of a fish. **For safety reasons, lures must be placed in a plastic case.**
- 50261----- **Sportsfishing 2:** Exhibit a product or display made to complete an activity in the *Reel in the Fun* project manual. This could include, but is not limited to, displays on: different types of knots or rigs and their use; a collection of fishing lures, labeled with their use; or information on preparing and cooking fish (not recipes). **For safety reasons, lures must be placed in a plastic case.**
- 50262----- **Sportsfishing 3:** Exhibit a product or display made to complete an activity in the *Cast into the Future* project manual. This could include, but is not limited to, displays on: making artificial flies and lures; researching effects of water temperature; sportsfishing careers; or identifying insects that fish eat. **For safety reasons, lures must be placed in a plastic case.**
- 50266----- **Wildlife 1:** Exhibit any activity developed from the project manual. (Ex. Identify different wildlife habitats.) Within the exhibit, explain the importance of knowing the information shared.
- 50263----- **Wildlife 2:** Exhibit any activity developed from the project manual. (Ex. Create a display of the life history of an animal.) Within the exhibit, explain the importance of and concept behind the exhibit.
- 50265----- **Wildlife 3:** Exhibit any activity developed from the project manual. Be able to explain the importance of and concept behind the exhibit.
- 50264----- **Natural Resources/Sportsfishing/Wildlife Innovation Class: (Open to youth who were are enrolled in any Natural Resource, Sportsfishing or Wildlife Project.)** Demonstrate the skills and knowledge you have gained through the project you have studied. **Your exhibit should not fit in the other exhibit options for**



this project. This could be related to, but not limited to habitat construction, maintenance, water quality, fish biology, or involvement with citizen science efforts. The exhibit may include, but isn't limited to, original works, objects, demonstrations, digital presentations, programs, websites, games, apps, performances, or posters which you have made. Choose whatever method best shows what you've learned. Your exhibit should not fit in the other exhibit options for this project. You must furnish any equipment you need for your exhibit. Internet service will not be provided for the exhibit. All exhibits must include something visual, such as a printed copy of a digital presentation, which will remain on display during the exhibition. Electronic equipment will only be used during your personal judging time and will not remain on display during the entire exhibit period.

50267----- **Ready4Life Challenge** See page 73 for the full list of requirements Ready4Life Challenge Projects.

50400----- **Maker** See page 73 for the full list of requirements for the Maker Project and exhibit date and time.

----- **Exploring Your Environment 1 (Ecosystem Services) (not eligible for State Fair) -** Prepare a display or poster that illustrates an activity from the project manual. The display should demonstrate an understanding of natural and/or manmade environments, how humans affect the environment, or how the environment affects our lives. Include your project manual that documents activity recordkeeping, your answers to activity questions, and details the exhibitors thoughts and ideas.

----- **Exploring Your Environment 2 (Earths Capacity) (not eligible for State Fair) -** Prepare a display or poster that illustrates an activity from the project manual. The display should demonstrate an understanding of one of the following: stewardship of natural resources, investigating greenhouse effects on living organisms, methods of reducing or managing waste in your home or community, or calculating your ecological footprint. Include your project manual that documents activity recordkeeping, your answers to activity questions, and details the exhibitor's thoughts and ideas.

4-H PHOTOGRAPHY

Judging - Wednesday, July 17

Judging will start at 9:00 a.m.

Exhibits must be in place by 8:30 a.m. Wednesday in the 4-H Center.

4-H'er must be present for judging.

Exhibitor limited to one entry.

ALL photos in exhibits must have been taken by the exhibitor. Photo/Model releases from individuals pictured in the exhibitor's photographs are required unless the photograph is of a group in a public place where identification would not be an issue. The release can be obtained at: <https://4h.extension.illinois.edu/members/projects/photography>. Photos may be taken with a camera, an electronic tablet (i.e. iPad), or a cell phone.

Note - Change from the prior year:

ALL photos (including Photo Editing exhibits) must be accompanied by details of the camera settings that include:

- A. Camera/device used
- B. Aperture (F-stop)
- C. Exposure time (shutter speed)
- D. ISO (film/sensor sensitivity)
- E. Lighting used (flash, artificial, sunlight, other)

-
- F. Photo editing software/application used (required for ALL edits and retouches except for cropping)
- G. Filters used (lens filters and or digital/software filters) - Members are allowed to shoot on a camera's automatic setting, but should be able to find the metadata information on the photo to discuss the information above.

The exhibition size requirements for all photographs will be:

Minimum image size: 5X7

Maximum image size: 8X10

Maximum exhibit size (including frame): 18X20

All exhibitors must include unframed (taped to the back of the framed exhibit or attached to the project booklet) **un-edited** versions of either the same subject or the examples of the same technique that the framed image represents. This will assist the judge in understanding the choices made by the photographer to build the exhibited composition.

NOTE: Images taken with devices that apply an automatic filter will not be eligible for award.

In addition to the project/class for which the 4-H'er is enrolled, the exhibitor may also enter one entry in the photo editing class.

50268 ----- **Photography 1:** Exhibit one framed photo which demonstrates your understanding of a technique you learned from your Photography 1 project manual. No photo editing is allowed in this class except cropping and red eye removal. Be prepared to show the page in the manual of the technique you are demonstrating.

50269 ----- **Photography 2:** Exhibit one of the two options listed below:

- Exhibit one framed 8x10 close-up photograph using the skills learned on page 62-63 of the project manual titled "Bits and Pieces." No photo editing is allowed in this class except cropping and red eye removal; **OR**

- Exhibit one framed 8"x10" photo which demonstrate your understanding of a technique you learned from your Photography 2 project manual. No photo editing is allowed in this class except cropping and red eye removal. Be prepared to show the page in the manual of the technique you are demonstrating.

50270 ----- **Photography 3:** Exhibit one of the two options listed below:

- Exhibit one framed 8" x 10" still-life photo that demonstrates good composition, including color, form, texture, lighting and depth of field. No photo editing is allowed in this class except cropping and red eye removal; **OR**

- Exhibit one framed 8"x10" photo which demonstrate your understanding of a technique you learned from your Photography 3 project manual. No photo editing is allowed in this class except cropping and red eye removal. Be prepared to show the page in the manual of the technique you are demonstrating.

50271 ----- **Photo Editing - (Open to members in Photography 1, 2 or 3)** Exhibit one framed 8" x 10" photo that has been altered using digital photo-editing techniques (beyond cropping and red-eye reduction). Include a print of the original photo(s), taped to the back of the photo frame. Photos in which an automatic filter was applied at the time the photograph was taken will not be eligible for an award.

50272 ----- **Photography Innovation Class: (Open to youth who are enrolled in Photography 1, 2, and 3.)** Demonstrate the skills and knowledge you have gained through the Photography project. **Your exhibit should not fit in the other exhibit options for this project.** The exhibit may include, but isn't limited to, original works, objects, demonstrations, digital presentations, programs, websites, games, apps, performances, or posters which you have made. Choose whatever method best shows what you've learned. Your exhibit should not fit in the other exhibit options for this project. You must furnish any equipment you need for your exhibit. Internet service will not be provided for the exhibit. Electronic equipment will only be used



during your personal judging time and will not remain on display during the entire exhibit period. All exhibits must include one framed photo illustrative of the work you are presenting.

50274----- **Ready4Life Challenge** See page 73 for the full list of requirements Ready4Life Challenge Projects.

50400----- **Maker** See page 73 for the full list of requirements for the Maker Project and exhibit date and time.

4-H PLANT & SOIL SCIENCE

Judging – Tuesday, July 23

Judging will start at 10:00 a.m.

Exhibits must be in place by 8:30 a.m. on Tuesday in the Produce Building.

4-H'er must be present for judging.

Exhibitor limited to one entry.

Not Eligible for State Fair

There is no maximum size limit for exhibits. Please choose a display size which is most appropriate for the exhibit you are bringing. Larger does not always mean better; use good judgment in creating your exhibit. **All paperwork should be displayed in a sheet protector.**

----- **Plants & Soils 1:** Prepare a display or poster that illustrates an activity from the project manual. The display should demonstrate an understanding of environmental and internal factors that affect plant growth. Include your project journal that documents activity recordkeeping requirements, answers activity questions, and details personal thoughts and ideas.

----- **Plants & Soils 2:** Prepare a display or poster that illustrates an activity from the project manual. The display should demonstrate an understanding of the composition of plants, the functions of individual plant parts, plant life cycles, and the many ways plants reproduce. Include your project journal that documents activity recordkeeping, answers activity questions, and details personal thoughts and ideas.

----- **Plants & Soils 3:** Prepare a display or poster that illustrates an activity from the project manual. The display should demonstrate an understanding of environmental and internal factors that affect plant growth. Include your project journal that documents activity recordkeeping requirements, answers activity questions, and details personal thoughts and ideas.

----- **Ready4Life Challenge** See page 73 for the full list of requirements Ready4Life Challenge Projects.

50400----- **Maker** See page 73 for the full list of requirements for the Maker Project.

4-H PUBLIC SPEAKING

Monday, April 15 at 7:00 p.m. at the 4-H Center.

Exhibitor limited to one entry.

Formal Speech | Self-written | Notes Allowed | No props | Individual | 4-8 minutes

Formal Speeches share the presenter's own unique view and are intended to motivate, persuade, or inform an audience and may include a call to action. Youth deliver a speech on any topic they wish (Original Oratory), or choose one of these four topics on which to speak (Topical Response):

-
- Welcome to the Digital Age
 - What is My Connection to the Global Community?
 - Power: Who Has It, Who Doesn't, and Does It Matter?
 - If I Could See tomorrow...

Illustrated Speech | Self-written | Notes allowed | Illustrations Required | Individual | 4-8 minutes

Illustrated Speeches may be used to inform, persuade, or motivate the audience while using a visual aid. Visual aids may be two dimensional, three-dimensional, or digital. Youth may include audience participation. Digital visual aids must be stored on a USB flash drive. Illustrated speeches may be:

- How-to demonstrations which show the audience how to do something.
- Object lessons which use objects as metaphors to share a message.
- Educational models where drawings or diagrams help explain a topic.

Original Works | Self-written | Notecards allowed | Props and Costumes Allowed | Individual or 2-Person Team | Manuscripts sent in Advance | 4-8 minutes

Original works must be written entirely by the presenter. It may be presented as an individual or a two-person team entry. Manuscripts must be sent in advance to the contest. Presentations may be designed for TV, radio, or online media and must be presented live. The types of entries could include:

- Prose and Short Stories
- Poetry
- Broadcast Media Program
- Theatrical
- Combined Program: Combine any number of the above elements along with other creative presentation forms

Oral Interpretation | Published work | Props and Costumes Allowed | Individual or 2-Person Team | Manuscripts sent in Advance | 4-8 minutes

Presentations in Oral Interpretation must be published works, and manuscripts or transcripts must be submitted prior to the event. They may be presented as an individual or a two-person team entry. The types of entries could include:

- Prose and Short Stories
- Poetry
- Theatrical Interpretation
- Published Speech Recitation: Excerpt from a spoken presentation delivered by a public figure, such as Winston Churchill, Dr. Martin Luther King, Jr., or Maya Angelou
- Combined Program: Combine any number of the above elements along with other creative presentation forms

4-H READING

Judging – Wednesday, July 17

Judging will start at 9:00 a.m.

Exhibits must be in place by 8:30 a.m. Wednesday in the 4-H Center.

4-H'er must be present for judging.

Exhibitor limited to one entry.

THIS IS A COUNTY PROJECT (No premium)

NOT ELIGIBLE FOR STATE FAIR

For members in both Reading 1 and 2 - Exhibit the Book Log Record Sheet and Brief Report that was listed in the requirements under #2 and #3 on the front page of the Reading Project Book.

For members in Reading 1 (Recommended ages 8-11): Choose 1 of the activities listed below.

For members in Reading 2 (Recommended 12 & Up): Choose 2 activities listed below.



- Make a bookmark depicting a story or character from the book.
- Make a poster that tells about a book you liked.
- Make a poster that would encourage people to read.
- Design a book jacket for a book that you especially liked.
- Create original illustrations for a story using a variety of materials.
- Make a scrapbook, chart or poster of interesting words or unusual expressions found in a book.
- Make puppets or masks of favorite book characters in a particular story using paper Mache, old socks, cloth, paper bags or other materials.
- Make a diorama by placing small paper characters from a story in a shoe box which has a peephole, or by gluing characters in a scene from a story in stand-up fashion on heavy cardboard.

4-H ROBOTICS

Judging – Wednesday, July 17

Judging will start at 9:00 a.m.

Exhibits must be in place by 8:30 a.m. on Wednesday in the 4-H Center.

4-H'er must be present for judging.

Exhibitor limited to one entry per class.

NOTE: If applicable for their class and display, exhibitors must bring their own computers for demonstration purposes; computers will not be provided. Internet access will not be available.

- Exhibits in classes 50284, 50285, or 50286 are designed to be used with LEGO Mindstorms (NXT or EV3).
- Any other programmable robot kit such as Arduino or Raspberry Pi, should be exhibited under Free Range Robotics Class (50290), Innovation Class (50292) or Ready4Life Challenge Class (50293).

----- **Robotics 1: Beginning: (not eligible for State Fair)** Exhibitors should complete Activities 1-6. Exhibitors will design, build and program a robot that can autonomously follow a predetermined path that changes direction at least 4 times during a single run. They will bring their Robotics Notebook to share what they learned about the engineering design process and programming.

50285----- **Robotics 1: Intermediate:** Exhibitors should complete Activities 7-12. Exhibitors will design, build and program a robot that uses at least one sensor to autonomously follow a path, respond to, and or avoid obstacles. Exhibitors in this class must use at least one sensor in their robot design. They will bring their Robotics Notebook to share what they learned about the engineering design process and programming.

50286----- **Robotics 2:** Exhibitors should complete Activities 1-7. Exhibitors will design, build and program a robot that uses sensors and programming to complete one of the provided challenges. They will bring their robot and Robotics Notebook to share changes they made to the robot and/or program along the way, and to describe their experience with completing the challenge.

50292----- **Robotics Innovation Class: Open to youth enrolled in Robotics 3, but may also include youth in Robotics 1 or 2 if the exhibits meets the guidelines.** Exhibit an original robot, either homemade or a kit that does not fall under Robotics 1 or 2 that can complete a task using MULTIPLE sensors. If a robot kit is used, then some parts of the robot must be built using other components such as wood, plastic or metal. The robot can include any types of motors, pneumatics or sensors. The Innovation class can also be used for LEGO Mindstorms or Vex kits where the exhibit does not fall under Robotics 1 or 2 exhibit option. Autonomous control of the robot

may also be achieved using an “open source” platform such as Arduino or Raspberry Pi and can be programmed using a coding language that is publicly available. Exhibitors in Robotics Innovation/Open Source class must bring a detailed engineering notebook that describes how the exhibitor designed, built and programmed the exhibit.

Junk Drawer Robotics: All exhibits should be original designs made with everyday objects and materials. Exhibits with purchased kits will not be accepted. Exhibitors are also required to bring their Junk Drawer Robotics Youth Robotics Notebook with the sections completed for the project they are exhibiting, including the sections leading up to the activity they are exhibiting. For example, if a youth is bringing Activity E from Junk Drawer Level 1, they should have robotics notebook sections A-E completed.

- **Junk Drawer Robotics 1: (not eligible for State Fair)** Exhibit any item from the “To Make” activity from the Junk Drawer Robotics Level 1 Book. Be sure all robotics notebook sections within the module being exhibited are filled in.
- 50288 ----- **Junk Drawer Robotics 2:** Exhibit any item from the “To Make” activity from the Junk Drawer Robotics Level 2 Book. Be sure all robotics notebook sections within the module being exhibited are filled in.
- 50289 ----- **Junk Drawer Robotics 3:** Exhibit any item from the “To Make” activity from the Junk Drawer Robotics Level 3 Book. Be sure all robotics notebook sections within the module being exhibited are filled in.
- 50293 ----- **Ready4Life Challenge** See page 73 for the full list of requirements [Ready4Life Challenge Projects](#).
- 50400 ----- **Maker** See page 73 for the full list of requirements for the [Maker Project and exhibit date and time](#).

4-H SHOOTING SPORTS

Judging – Monday, July 22

Judging will start at 9:00 a.m.

Exhibits must be checked in between 5:00-8:00 p.m., Sunday, July 21
in the Produce Building.

4-H'er must be present for judging.

Exhibitor limited to one entry.

Projects not eligible for State Fair.

4-H members enrolled in 4-H Shooting Sports may choose to exhibit a display in addition to or instead of participating in a Shooting Sports Event. Members must be a member of an approved 4-H Shooting Sports Club to exhibit. No live ammunition, actual firearms or parts of a firearm that could be reassembled should be included. Any manufactured part of a sporting arm may not be displayed. Human Silhouette targets will not be displayed. All exhibits should be posters suitable for display to the general public. Exhibits deemed to be inappropriate will not be displayed.

- **Shooting Sports: Archery** Exhibit a poster depicting safe archery handling, range safety, the parts of the bow, tracking the target, target sighting, or another topic you have learned through the 4-H Shooting Sports program.
- **Shooting Sports: Rifle** Exhibit a poster depicting safe firearm handling, range safety, the parts of the rifle, tracking the target, target sighting, or another topic you have learned through the 4-H Shooting Sports program.



----- **Shooting Sports: Shotgun** Exhibit a poster depicting safe firearm handling, range safety, the parts of the shotgun, tracking the target, target sighting, or another topic you have learned through the 4-H Shooting Sports program.

----- **Ready4Life Challenge** See page 73 for the full list of requirements Ready4Life Challenge Projects.

50400 ----- **Maker** See page 73 for the full list of requirements for the Maker Project and exhibit date and time.

4-H SMALL ENGINES

Judging – Monday, July 22

Judging will start at 9:30 a.m.

Exhibits must be checked in between 5:00-8:00 p.m., Sunday, July 21
in the Produce Building.

**4-H'er must be present for judging.
Exhibitor limited to one entry.**

Small Engine displays must be no larger than 4' x 4' display board. Exhibits must be portable. The size of exhibits larger than 3' x 3' should be noted. No complete engines, lawn tractors, tillers, chainsaws, etc. are permitted for display. No electrical power is available for displays/exhibits. All paperwork should be displayed in a sheet protector.

50294 ----- **Small Engines 1-3:** Exhibit a display, selecting one of the following items:

- **Ignition System:** Identify the parts of the Ignition System and explain how magnetic energy is produced through the ignition system to ignite the spark plug; **OR**
- **Compression System:** Explain how heat energy is produced by an engine and converted into mechanical energy; **OR**
- **Heat Transfer:** Explain how heat is transferred through the cooling and lubrication system of an air cooled or water cooled engine; **OR**
- **Filter Maintenance:** Explain the proper maintenance and cleaning of the air, fuel and oil filters of an engine; **OR**
- **What does a serial number reveal?:** Explain the various information that can be learned from the serial number or identification number stamped on the shroud of a Briggs & Stratton engine; **OR**
- **Tools to do the job:** Identify and explain the function(s) of different specialty tools needed for small engine work, **OR**
- **Experimentation:** Explain through illustration an experiment you conducted from the project manual showing the results of your work

50297 ----- **Ready4Life Challenge** See page 73 for the full list of requirements Ready4Life Challenge Projects.

50400 ----- **Maker** See page 73 for the full list of requirements for the Maker Project.

4-H Technologies

Judging – Wednesday, July 17

Judging will start at 9:00 a.m.

Exhibit must be in place by 8:30 a.m. Wednesday in the 4-H Center.

4-H'er must be present for judging.

Exhibitor limited to one entry.

3-D PRINTING & DESIGN: Choose one of the following classes based on your interest and skill level.

----- **Design Beginner: (not eligible for State Fair)** No 3-D Printer or 3-D printed object is required for this exhibit. Exhibit a simple 3-D rendered design using Computer Aided Design (CAD) Software such as Tinker CAD or Inventor. The design must be an object that performs a specific task, and may not be based on already existing 3-D models. It must be able to be 3-D printed. Any CAD software can be used, but files must be in .STL format. Bring your design on a Jump Drive to be viewed for judging. Exhibits in this class may not have multiple parts, doors, hinges, or any sort of mechanics.

Exhibitors are expected to use the engineering design process to complete their designs. This process is important to the outcomes and exhibitors must keep a log outlining the step-by-step notes, sketches, and documentation from throughout the design process. The logbook should define the problem that is being solved/use of the object and describe in detail each step of the Engineering Design Process taken during the creation of the invention.

----- **3-D Design Advanced: (not eligible for State Fair)** Exhibitors are expected to go above and beyond those expectations set in 3-D design beginner. No 3-D Printer or 3-D printed object is required for this exhibit. Exhibit a complex 3-D rendered design using Computer Aided Design (CAD) Software such as Tinker CAD or Inventor. The design must be an object that performs a specific task, and may not be based on already existing 3-D models. It must be able to be 3-D printed. Any CAD software can be used, but files must be in .STL format. Bring your design on a Jump Drive to be viewed for judging. Exhibits in this class **MUST** not have multiple parts, doors, hinges or some sort of mechanistic feature to accomplish a specific task. Exhibitors are expected to use the engineering design process to complete their designs. This process is important to the outcomes and exhibitors must keep a log outlining the step-by-step notes, sketches, and documentation from throughout the design process. The logbook should define the problem that is being solved/use of the object and describe in detail each step of the Engineering Design Process taken during the creation of the invention.

----- **3-D Printing Beginner: (not eligible for State Fair)** Exhibit a simple 3-D printed object designed using Computer Aided Design (CAD) Software such as Tinker CAD or Inventor. The 3-D printed object must perform a specific task, and may not be based on already existing 3-D models. It must be 3-D printed using **ONLY A COMMERCIALY AVAILABLE HOME/DESKTOP 3-D PRINTER**. In addition, original design files must accompany each exhibit. These files must be in .STL format. Bring your design on a jump drive to be viewed for judging. Exhibits in this class may not have multiple parts, doors, hinges or any sort of mechanics.

Exhibitors are expected to use the engineering design process to complete their designs. This process is important to the outcomes and exhibitors must keep a log outlining the step-by-step notes, sketches, and documentation from throughout the design and print process. The logbook should define the problem that is being solved/use of the object and describe in detail each step of the Engineering Design Process taken during the creation of the invention.

----- **3-D Printing Advanced: (not eligible for State Fair)** Exhibitors are expected to go above and beyond those expectations set in 3-D Printing beginner. Exhibit a Complex 3-D printed object designed using Computer Aided Design (CAD) software such as Tinker CAD or Inventor. The 3-D print must be an object that performs a specific task, and may not be based on already existing 3-D models. Exhibits in this class **MUST** have multiple parts, doors, hinges or some sort of mechanical feature. It must be 3-D printed using **ONLY A COMMERCIALY AVAILABLE HOME/DESKTOP 3-D**



PRINTER. In addition, original design files must accompany each exhibit. These files must be in .STL format. Bring your design on a Jump Drive to be viewed for judging.

Exhibitors are expected to use the engineering design process to complete their designs. This process is important to the outcomes and exhibitors must keep a log outlining the step-by-step notes, sketches, and documentation from throughout the design and print process. The logbook should define the problem that is being solved/use of the object and describe in detail each step of the Engineering Design Process taken during the creation of the invention.

----- **3-D Printing & Design Ready4Life Challenge: (not eligible for State Fair) (Open to 11- to 18-year-olds enrolled in any 3-D project)** Exhibits in this category must include the following: a) a physical representation of the career or business product such as a model, prototype or display/portfolio that includes images of accomplished work; b) verbal or written explanations that demonstrate knowledge of the related career or business fields, potential careers, and the appropriate requirements for achievement in those fields. The judging criteria for this class values thoroughness of career and/or business exploration and pursuit above the workmanship of the physical specimen on display.

50400----- **Maker** See page 73 for the full list of requirements for the Maker Project and exhibit date and time.

UNMANNED AERIAL VEHICLES/SYSTEMS (DRONES): Choose one of the following classes based on your interest and skill level.

----- **UAV Display: (not eligible for State Fair)** Prepare a display related to the Drones/UAV project on the topic of your choosing. The exhibit may include, but isn't limited to, original works, objects, demonstrations, digital presentations, programs, websites, games, apps, performances, or posters which you have made. Choose whatever method best shows what you've learned. You must furnish any equipment you need for your exhibit. Internet service will not be provided for the exhibit. All exhibits must include something visual, such as a printed copy of a digital presentation, which will remain on display during the exhibition. Electronic equipment will only be used during your personal judging time and will not remain on display during the entire exhibit period. Non-UAV/ Drone projects should not be entered in this class.

----- **UAV Unmanned Aerial Systems: (not eligible for State Fair)** Exhibit one Unmanned Aerial Vehicle and associated system assembled or made by the member. UAV or Drone exhibits in this class must be either originally designed or built from a kit of reconfigurable parts and components. These displays are limited to multicopters (tri, quad, hex, and octocopters), as well as FPV airplanes and flying wings with wingspans up to 36". The UAV MUST have a Flight Controller and utilize a camera/video transmission system. The exhibit will be a static display. The Drone should be in good flying condition with batteries fully charged, and all UAS components (including Video System) ready to demonstrate. DO NOT display your UAV with the propellers on, but rather on the table to the side of your UAV. The Drone will not be flown unless the weather permits, and flights have been approved by the local FAA/Air Traffic Control Tower. Attach the printed directions of the UAV if any were used.

----- **UAV Ready4Life Challenge: (not eligible for State Fair) (Open to 11- to 18-year-olds enrolled in any UAV project)** Exhibits in this category must include the following: a) a physical representation of the career or business product such as a model, prototype or display/portfolio that includes images of accomplished work; b) verbal or written explanations that demonstrate knowledge of the related career or business fields, potential careers, and the appropriate requirements for achievement in those fields. The judging criteria for this class values thoroughness of career and/

or business exploration and pursuit above the workmanship of the physical specimen on display.

50400 ----- **Maker** See page 73 for the full list of requirements for the Maker Project and exhibit date and time.

4-H THEATRE ARTS

Judging – Wednesday, July 17

Judging will start at 9:00 a.m.

Exhibit must be in place by 8:30 a.m. Wednesday in the 4-H Center.

4-H'er must be present for judging.

Exhibitor limited to one entry.

There is no maximum size limit for exhibits. Please choose a display size which is most appropriate for the exhibit you are bringing. Larger does not always mean better; use good judgment in creating your exhibit.

50299 ----- **Theatre Arts 1:** Exhibit one of the following items:

- Portfolio of acting activities completed during the current year (A video of performances is not considered a portfolio and will not be accepted for exhibit.); **OR**
- Display illustrating a drawing/photograph of a clown character created by the exhibitor; **OR**
- Display illustrating a picture story developed by the exhibitor.

50301 ----- **Theatre Arts 3:** Exhibit one of the following items:

- Portfolio of activities for set design; make-up; or sound, props, or costuming completed during the current year; **OR**
- Display that includes sound, props and costume charts appropriate for a selected scene from a story or play (limited to no more than 8 items); **OR**
- Display a scenic design model to depict a scene from a script; **OR**
- Display illustrating a character with make-up drawn or colored in. Include a photograph of a person wearing the make-up and information on the character's personality or part in the play.

50302 ----- **Theatre Arts Innovation Class: (Open to youth who are enrolled in Theatre Arts.)** Demonstrate the skills and knowledge you have gained through Theatre Arts project. The exhibit may include, but isn't limited to, original works, objects, demonstrations, digital presentations, programs, websites, games, apps, performances, or posters which you have made. Choose whatever method best shows what you've learned. Your exhibit should not fit in the other exhibit options for this project. You must furnish any equipment you need for your exhibit. Internet service will not be provided for the exhibit. All exhibits must include something visual, such as a printed copy of a digital presentation, which will remain on display during the exhibition. Electronic equipment will only be used during your personal judging time and will not remain on display during the entire exhibit period.

50304 ----- **Ready4Life Challenge** See page 73 for the full list of requirements Ready4Life Challenge Projects.

50400 ----- **Maker** See page 73 for the full list of requirements for the Maker Project and exhibit date and time.



4-H TRACTOR

Judging – Monday, July 22

Judging will start at 10:00 a.m.

Exhibits must be checked in between 5:00-8:00 p.m., Sunday, July 21
in the Produce Building.

**4-H'er must be present for judging.
Exhibitor limited to one entry.**

There is no maximum size limit for exhibits. Please choose a display size which is most appropriate for the exhibit you are bringing. Larger does not always mean better; use good judgment in creating your exhibit. **All paperwork should be displayed in a sheet protector.**

- 50306 ----- **Tractor A: Starting Up** – Exhibit a display or poster that illustrates one of the following topics: tractor safety; care and maintenance; the tractor as a valuable farm machine; or an activity listed in the project manual.
- 50307 ----- **Tractor B: Tractor Operation** – Exhibit a display or poster that illustrates one of the following topics: cause and prevention of rollovers, diagram how an air cleaner works, diagram & identify an engine cooling system, regulations for battery & oil disposal, or another activity listed in the 4-H project manual.
- 50308 ----- **Tractor C: Moving Out** – Exhibit a display or poster that illustrates one of the following topics: wagon and bin hazards, diagram and identify open and closed hydraulic systems, mower types and safety features conveyor types and safety features, or another activity listed in the 4-H project manual.
- 50309 ----- **Tractor D: Learning More** – Exhibit a display or poster that illustrates one of the following topics: method of winterizing a tractor, chemical uses and required safety equipment, parts and process of internal combustion engine, procedure for cleaning and flushing tractor radiator, or another activity.
- 50310 ----- **Tractor Innovation Class: (Open to youth who are enrolled in Tractor A, B, C or D.)** Demonstrate the skills and knowledge you have gained through the Tractor project. This could be related to, but not limited to, advancements in technology, enhancements to crop production, or a topic of interest to the member related to tractors or farm machinery. The exhibit may include, but isn't limited to, original works, objects, demonstrations, digital presentations, programs, websites, games, apps, performances, or posters which you have made. Choose whatever method best shows what you've learned. Your exhibit should not fit in the other exhibit options for this project. You must furnish any equipment you need for your exhibit. Internet service will not be provided for the exhibit. All exhibits must include something visual, such as a printed copy of a digital presentation, which will remain on display during the exhibition. Electronic equipment will only be used during your personal judging time and will not remain on display during the entire exhibit period.
- 50312 ----- **Ready4Life Challenge** See page 73 for the full list of requirements Ready4Life Challenge Projects.
- 50400 ----- **Maker** See page 73 for the full list of requirements for the Maker Project and exhibit date and time.

4-H VIDEO/FILMMAKING

Judging – Wednesday, July 17

Judging will start at 9:00 a.m.

Exhibit must be in place by 8:30 a.m. Wednesday in the 4-H Center.

**4-H'er must be present for judging.
Exhibitor limited to one entry.**

Enrollment in the Video project is required to exhibit in the classes in this section. Entries in 360° video may be enrolled in video/film or computer science projects.

All Exhibitors must bring their video to be judged on a USB flash drive and saved in .MP4 format. Exhibitors are encouraged to post their video on YouTube.com in advance of State Fair. Exhibitors may choose whether to make the video “public, unlisted” (someone must have the link to view it), or “private” (only people you choose may view it). This will allow fairgoers to view the exhibits on display. There will be monitors at the exhibit table for viewing videos so exhibitors will NOT need to bring a laptop or device for viewing.

Requirements that apply to ALL video classes:

Video submissions should be no longer than five (5) minutes in length (unless noted differently in class description.). Videos are to be original and a result of the member’s current year’s work. Criteria for judging shall include: (1) Evidence of story line; (2) Use of camera angles; (3) Use of zooming techniques; and (4) Smoothness of scene changes. Image and sound quality will be considered in relation to equipment available to and used by exhibitor. All videos should comply with copyright regulations and display an image that is appropriate for 4-H audiences. No time or date should be imprinted on the video footage. All videos should include an opening title screen, as well as closing credits which include date of production, name of video exhibitor and research sources if appropriate. All Video/Filmmaking exhibitors must include a printed copy of materials which will remain on display.

50324 ----- **Commercial or Promotional Video:** Prepare a short video (30 seconds to 1 minute in length) that promotes an event, advertises a specific project/product, or is a public service announcement. The video should demonstrate skills in making and editing video.

50325 ----- **Animated Video:** Video in this class should represent creative animation of original artwork created by the exhibitor and may include stop motion techniques. Media might include images created with graphics software or hand-drawn images.

50326 ----- **Documentary:** Video in this class should represent a research-based investigation into a topic of choice. Video credits should list research sources and may include paper or electronically published materials, as well as, and/or interviews with experts or constituents related to the topic of investigation.

50327 ----- **Short Story or Short Narrative:** Prepare a short video that tells a story. The video should demonstrate skills in making and editing video.

50328 ----- **Video/Filmmaking Innovation Class: (Open to youth who are enrolled in Video/Filmmaking.)** Demonstrate the skills and knowledge you have gained through the Video project. **Your exhibit should not fit in the other exhibit options for this project.** The exhibit may include, but isn’t limited to, original works, objects, demonstrations, digital presentations, programs, websites, games, apps, performances, or posters which you have made. Choose whatever method best shows what you’ve learned. Your exhibit should not fit in the other exhibit options for this project. You must furnish any equipment you need for your exhibit. Internet service will not be provided for the exhibit. All exhibits must include something visual, such as a printed copy of a digital presentation, which will remain on display during the exhibition. Electronic equipment will only be used during your personal judging time and will not remain on display during the entire exhibit period.



50330----- **Ready4Life Challenge** See page 73 for the full list of requirements Ready4Life Challenge Projects.

50400----- **Maker** See page 73 for the full list of requirements for the Maker Project and exhibit date and time.

4-H VISUAL ARTS

Judging – Tuesday, July 23

Judging will start at 1:00 p.m. in the 4-H Center.

**4-H'er must be present for judging.
Exhibitor limited to one entry per class.**

Visual Arts check in of projects will be: Tuesday, July 23 from 8-9:00 a.m.

**ALL projects must have been checked in with superintendent by 9:00 a.m. on Tuesday.
The Superintendent will have your exhibitor tags.**

Exhibitors must be enrolled in the Visual Arts project category in which they are exhibiting. Articles must have been made **during the current 4-H year** which started September 1, 2018. Exhibitors are encouraged to date the project when it is made.

Articles exhibited must be an original design created by the exhibitor (except in heritage arts which may follow a pattern AND Fiber-Non Original Ages 8-10 ONLY). Copyrighted or trademarked designs are not acceptable; this includes Team or School logos. Kits and preformed molds are not considered original and are not acceptable in any Visual Arts Class. Combining parts of different patterns (pictures, photographs, images from the internet or a magazine) with the member's own ideas can result in an original design, but simply changing the color, pattern and/or size of a pattern does NOT make the design original. This also applies for ideas found on a site such as Pinterest. If you see something on Pinterest that you like, use the concept and create something different using the concept; however if it MUST NOT look exactly like something the judge can search for and find on Pinterest. The exhibit must combine parts of different patterns and/or ideas with the concepts of the member, however changing the color or changing the size of the item or pattern used does NOT make it original. If you create a replica of what you see somewhere else, it is not your original design. If a photo, sketch, or other idea source was used, submit it with your entry, firmly attached to your exhibit. Be prepared to explain how and where you got the idea for this project.

Members wishing to exhibit quilts made from a 4-H pattern may enter it in Heritage Arts. Quilts exhibited in the Visual Arts – Heritage Arts area will be evaluated using a visual arts rubric which takes into account correct use of design elements; craftsmanship; and creativity. All work on the quilt MUST be completed by the 4-H member. You cannot exhibit a quilt that was quilted by someone else.

All items must be properly prepared for exhibit. Items which are intended to be hung must be prepared for hanging. The hanging device must be sturdy enough to support the weight of the object. Framed items not intended to be hung should be noted as such on the exhibit tag and a photo of the artwork being displayed should be included.

50332----- **Visual Arts Food Decorating Beginning - Exhibit one of the following:**
Exhibit four decorated cookies, using a minimum of four different techniques. Exhibit may use cookies OR cookie forms **OR**
Exhibit four decorated cupcakes, using a minimum of four different techniques. Exhibit may use cupcakes OR cupcake forms. **OR**
Exhibit a single layer decorated cake, using a minimum of four different techniques. Exhibit may use cake OR cake form.

50333----- **Visual Arts Food Decorating Intermediate—Exhibit one of the following:**

Exhibit four decorated cookies, using a minimum of five Level 2 techniques. Exhibit may use cookies OR cookie forms. **OR**

Exhibit four decorated cupcakes, using a minimum of five Level 2 techniques. Exhibit may use cupcakes OR cupcake forms. **OR**

Exhibit a single layer or two-layer cakes, using a minimum of five Level 2 techniques. Exhibit may use cake OR cake form.

50334 ----- **Visual Arts Food Decorating Advanced:** Exhibit a decorated, stacked and/tiered cake, using a minimum of four Level 3 techniques. Exhibit may use cake or cake form.

50335 ----- **Visual Arts Food Decorating Master:** Write a one-page written description of your project, including your goals, plans, accomplishments, and evaluation of results. Include up to four pictures of your accomplishments **AND** exhibit an original design decorated cake using more than five techniques. Exhibit may use cake or cake form.

Visual Arts Chalk/Carbon/Pigment: Enter division A or B based on the type of material the art was created.

50336—Division A: Canvas, Paper, Glass:

Any original art work done with pencils, chalk, pens, ink, paint, charcoal, dyes, etc. on canvas, paper, or glass. This would include all painting, sketching, drawing, cartooning, printing, etc. Painted and/or glazed pre-formed ceramics and painted porcelain dolls are not eligible for State Fair exhibit. Drawings and paintings should be matted or framed under glass. (Exceptions: Oil and acrylic paintings do not require glass and are not required to be matted.) Water color, chalk, pen & ink, computer-generated art, etc. do require some protective covering. Gallery frames are acceptable. Canvas paintings that continue "over the edges" are acceptable without frames; however, the piece must still be prepared for hanging. Matted pieces without frames are acceptable, however the piece must be prepared for hanging OR it must include a photo of the artwork being displayed in a non-hanging manner. There is no specific requirement for the type of mat used.

50352—Division B: Wood, Metal, Textiles:

Any original art work done with pencils, chalk, pens, ink, paint, charcoal, dyes, etc., on wood, metal, or textiles. Painted and/or glazed pre-formed ceramics and painted porcelain dolls are not eligible for State Fair exhibit. Any exhibits created as a piece of wall art must be prepared for hanging.

50337 ----- **Visual Arts Clay:** Any original item made of clay; may be fired or unfired, hand formed or thrown on a wheel. Self-hardening clays are fine. Fire/oven-cured and cornstarch clay could be accepted. Items can include, but are not limited to, clay statues, bowls, jewelry, etc. Pre-formed ceramics are not eligible for State Fair exhibit.

50338 ----- **Visual Arts Computer-Generated Art:** Any original art created in any software package. Exhibit may not include scanned work, clip art, downloaded images from the internet, any imported image, or photographs. All pixels must be original. Photo mosaics are NOT allowed. Exhibitors in this class (like all other classes in this sub-section) must be enrolled in Visual Arts; Computer project enrollment is not required. **NOTE:** Wood and metal exhibits created through the use of laser cutting programs/devices should be entered in this class. Plastic exhibits with an artistic focus created using a 3-D printer should be entered in this class. If the art



created is designed to hang, then the entry should have some protective covering, such as a glass frame, and prepared for hanging. If the art is something that has been created with a laser cutting program/device and is NOT designed to hand, it does not require protective covering nor does it need to be prepared to hang.

- 50339----- **Visual Arts Fiber:** Any original item made of fiber. Examples are quilts, fabric collage, soft sculpture, stitchery, weaving, embroidery, cross-stitch, wearable art, hooking, braiding, duct tape artistry, and baskets. **Original** cross-stitched, knitted, crocheted or quilted items belong in this Fiber class. **Non-original** cross-stitched, knitted, crocheted or quilted items should be entered in Heritage Arts. Machine knitted items are not appropriate for this class.
- 50340----- **Visual Arts Glass/Plastic:** Any original item made of glass or plastic. Possible items to exhibit include stained glass, etched glass (original design), mosaics made of glass, glass beading, plastic jewelry (friendly plastic). Interlocking building block creations (i.e. LEGOS) are not suitable for entry. Stepping stones or wall hangings that include cement decorated with glass or plastic items are not suitable for this class.
- 50350----- **Visual Arts Fiber Non-Original AGES 8-10 ONLY:** Any non-original item made of fiber. Examples are fabric collage, soft sculpture, stitchery, weaving, embroidery, cross-stitch, crocheting, knitting, weaving, hooking, and felting. Exhibitors may use a pattern and/or an idea generated from another source.
- 50341----- **Visual Arts Heritage Arts:** Exhibit an item of **traditional** art learned from another person or **from a pattern** (NO KITS) may be entered in this class. Non-original cross-stitched, knitted and crocheted items by pattern fit in this class. ALL ORIGINAL cross-stitched, knitted and crocheted items should be exhibited in Fiber Arts; (machine knitted items ARE NOT acceptable for this class.) Other possibilities include: needlepoint, counted cross-stitch, crewel, embroidery, cut work, hardanger (embroidery openwork), macramé, baskets, candles, pysanki (decorated eggs), leather, quilts, baskets (made using a traditional pattern), traditional handmade dolls with handmade costumes, or candles. No machine quilting allowed in Heritage Arts. Exhibitors must also bring 1) the pattern or a copy of the pattern they used to create their traditional art; and 2) a description of the traditional origins of their art choice.
- 50342----- **Visual Arts Metal:** Any original item made of metal such as sculpture, tin punch, engraved metal, and jewelry. Items intended for industrial use (as tools and/or shop items) are not considered part of this Visual Arts project and are not eligible for entry. Metal items that have been partially or totally created through the use of laser cutting programs/devices should be entered in Computer-Generated Art.
- 50343----- **Visual Arts Nature:** Any original item made of natural material such as wreaths, cornhusk dolls, etc. Items should be made of natural materials (which may be purchased) but securing elements such as glue and wire may be used in the inner construction as long as they do not detract from the overall "natural" appearance. Articles such as dried pressed flowers may be displayed under glass since it is necessary for protection/preservation of the natural materials. Candles are not suitable as entries. All baskets should be entered in Heritage Arts.
- 50344----- **Visual Arts Paper:** Any original item made of paper. Examples could include origami; greeting cards; paper-cut designs, paper mache, hand-made paper, paper collage, paper models of architecture, quilling, etc. Paper twist articles, made from directions in craft books and stores ARE NOT original and are not appropriate for this class. Scrapbooks should be exhibited in Visual Arts Scrapbooking.

-
- 50345----- **Visual Arts Scrapbooking, Beginning:** Exhibit one album or notebook, either 8 ½" x 11" or 12"x12", with a front and back cover. The album/notebook must have a minimum of 4 pages (front and back, 8 sides), exhibited in page protectors. "Embellishments" are defined as the decorations or special details and features that add to a page and make it more visually appealing. Embellishments may include, but are not limited to, ribbon, clips, special lettering, etc. Beginners must use a minimum of four embellishments and tell a story with pictures.
- 50346----- **Visual Arts Scrapbooking, Intermediate:** Exhibit one album or notebook, either 8 ½" x 11" or 12"x12", with a front and back cover. The album/notebook must have a minimum of 4 pages (front and back, 8 sides), exhibited in page protectors. "Embellishments" are defined as the decorations or special details and features that add to a page and make it more visually appealing. Embellishments may include, but are not limited to, ribbon, clips, special lettering, etc. Intermediate level exhibitors must use a minimum of eight embellishments and tell a story with pictures and journaling.
- 50347----- **Visual Arts Scrapbooking, Advanced:** Exhibit one album or notebook, either 8 ½" x 11" or 12"x12", with a front and back cover. The album/notebook must have a minimum of 4 pages (front and back, 8 sides), exhibited in page protectors. "Embellishments" are defined as the decorations or special details and features that add to a page and make it more visually appealing. Embellishments may include, but are not limited to, ribbon, clips, special lettering, etc. Advance level exhibitors must use a minimum of 12 embellishments and tell a compelling story with pictures, journaling, and other media.
- 50348----- **Visual Arts Three-Dimensional Design/Mixed Media:** Art pieces in this class must be comprised of **at least three different media**. No one medium can make up more than 40% of a piece. The piece should **be free-standing** (not meant to be hung) that is observable on at least three different sides. Originality and design are important concepts. Craft and preformed or assembled projects are not acceptable.
- 50349----- **Visual Arts Wood:** Any original item made of wood (wood carving, sculpture, collage, wood burning, etc.). Utilitarian wood items made from patterns or kits (e.g. outdoor or indoor furniture, shelves) should be entered in woodworking, not in visual arts. Popsicle stick crafts are not acceptable for State Fair entry. Wood items that have been partially or totally created through the use of laser cutting programs/devices should be entered in Computer-Generated Art. All Visual Arts Wood exhibits MUST have an artistic element that the exhibitor can explain. Furniture built by the exhibitor aligns with the Woodworking project area – unless the element to be judged is wood carving or wood burning that is one element of the exhibit. Exhibits will be judged using a Visual Arts Rubric and not a woodworking construction rubric.
- 50351----- **Ready4Life Challenge** See page 73 for the full list of requirements Ready4Life Challenge Projects.
- 50400----- **Maker** See page 73 for the full list of requirements for the Maker Project and exhibit date and time.

4-H Weather

Judging – Wednesday, July 17

Judging will start at 9:00 a.m.

Exhibit must be in place by 8:30 a.m. Wednesday in the 4-H Center.

4-H'er must be present for judging.

Exhibitor limited to one entry.

50392 ----- **Weather and Climate Science I:**

Exhibit any product or display illustrating an activity from the book. The exhibit may include, but isn't limited to, original works, objects, demonstrations, digital presentations, programs, websites, games, apps, performances, or posters which you have made. Choose whatever method best shows what you've learned. You must furnish any equipment you need for your exhibit. Internet service will not be provided for the exhibit. All exhibits must include something visual, such as a printed copy of a digital presentation, which will remain on display during the exhibition. Electronic equipment will only be used during your personal judging time and will not remain on display during the entire exhibit period.

50393 ----- **Weather and Climate Science 2:**

Exhibit any product or display illustrating an activity from the book. The exhibit may include, but isn't limited to, original works, objects, demonstrations, digital presentations, programs, websites, games, apps, performances, or posters which you have made. Choose whatever method best shows what you've learned. You must furnish any equipment you need for your exhibit. Internet service will not be provided for the exhibit. All exhibits must include something visual, such as a printed copy of a digital presentation, which will remain on display during the exhibition. Electronic equipment will only be used during your personal judging time and will not remain on display during the entire exhibit period.

50394 ----- **Weather and Climate Science 3:**

Exhibit any product or display illustrating an activity from the book. The exhibit may include, but isn't limited to, original works, objects, demonstrations, digital presentations, programs, websites, games, apps, performances, or posters which you have made. Choose whatever method best shows what you've learned. You must furnish any equipment you need for your exhibit. Internet service will not be provided for the exhibit. All exhibits must include something visual, such as a printed copy of a digital presentation, which will remain on display during the exhibition. Electronic equipment will only be used during your personal judging time and will not remain on display during the entire exhibit period.

50395 ----- **Ready4Life Challenge** See page 73 for the full list of requirements Ready4Life Challenge Projects.

50400 ----- **Maker** See page 73 for the full list of requirements for the Maker Project and exhibit date and time.

4-H WELDING

Judging – Monday, July 22

Judging will start at 9:30 a.m.

Exhibits must be checked in between 5:00-8:00 p.m., Sunday, July 21
in the Produce Building.

4-H'er must be present for judging.

Exhibitor limited to one entry.

For exhibiting at the State Fair: Exhibits must be portable and cannot be exhibited on a trailer. All paperwork should be displayed in a sheet protector.

- 50353----- **Welding** – This exhibit class is open to members who are in the 7th grade and higher. Exhibit one Arc weldment/item demonstrating the skill level of the exhibitor. Members new to the project should consider selecting a weldment from the suggested Weldment List found on page 43 of *Arcs and Sparks* (4-H 573 – Shielded Metal Arc Welding). **This class is for industrial welding only.** (Members that wish to use welding to create objects with an artistic appeal should consider enrolling in the 4-H Visual Arts project and consider entering those types of exhibits in the Visual Arts – Metal class.)
- 50355----- **Ready4Life Challenge** See page 73 for the full list of requirements Ready4Life Challenge Projects.
- 50400----- **Maker** See page 73 for the full list of requirements for the Maker Project and exhibit date and time.

4-H WOODWORKING

Judging – Monday, July 22

Judging will start at 9:00 a.m.

Exhibits must be checked in between 5:00-8:00 p.m., Sunday, July 21
in the Produce Building.

**4-H'er must be present for judging.
Exhibitor limited to one entry.**

There is no maximum size limit for exhibits. Please choose a display size which is most appropriate for the exhibit.

- 50357----- **Woodworking 1:** Any item made of wood constructed or refinished by the member in this project. Pre-cut kits assembled by the member are not acceptable. Exhibits must be portable and cannot be exhibited on a trailer.
- 50358----- **Woodworking 2:** Any item made of wood constructed or refinished by the member in this project. Pre-cut kits assembled by the member are not acceptable. Exhibits must be portable and cannot be exhibited on a trailer.
- 50359----- **Woodworking 3:** Any item made of wood constructed or refinished by the member in this project. Pre-cut kits assembled by the member are not acceptable. Exhibits must be portable and cannot be exhibited on a trailer.
- 50360----- **Woodworking 4:** Any item made of wood constructed or refinished by the member in this project. Pre-cut kits assembled by the member are not acceptable. Exhibits must be portable and cannot be exhibited on a trailer.
- 50362----- **Ready4Life Challenge** See page 73 for the full list of requirements Ready4Life Challenge Projects.
- 50400----- **Maker** See page 73 for the full list of requirements for the Maker Project and exhibit date and time.



Thank You

for your 2019 Trophy Donations

- Ace Hardware, Shelbyville
- Annette Sims
- Assumption Coop Grain
- Birkey's Farm Store
- Brad & Kim Storm
- Brad & Sherri Hudson
- Brad & Stacy Burgener
- Brent & Debora Fogleman
- Brian Rincker, Rincker Angus
- Buck & Louise Schmahl
- Chris Hampton Trucking
- Coldspring Copperheads 4-H Club
- Community Banks of Shelby County
- Crossroads Beef Producers
- Danita Drake, Greg Miller
- Davis Family McDonald's in Shelbyville
- DJ's Custom Framing
- Dr. Kiley Mettendorf Equine Chiropractic
- Dr. Stanley Spesard, DVM
- Duane & Marjorie Uphoff
- Dustin & Julie Daniels
- Eloie Lawn & Landscapes, LLC
- Farm Credit Illinois
- Ful-O-Pep 4-H Club
- Garry Morrison
- Harlan Henderson Family
- Horse Heaven Farm
- In Memory of Charles Clausen, Karen Clausen
- In Memory of Connie Caulk, Yolanda & Delaney Nation
- In Memory of Gary Pruemmer, Marla Pruemmer
- In Memory of Joey Pruemmer, John & Sondra Diss
- In Memory of Judy Coleman, Lewis Coleman
- In Memory of Linda Gentry
- In Memory of Tim Powers, Carol Powers Family
- In Memory of Van Cruitt
- J. S. LiQuid Nitrogen, Jeff Stirrett
- Jeff & Sharon Slifer Family Farm
- Jeremy & Lisa Mott
- Jerry & Shirley Aldridge
- Joe & Anne Hampton
- John & Nicole Therieau
- Jr. & Ronda Yantis
- Kelly Angus Farm - Duane & Angela Kelly
- Kessler Family Farm - Jason & Tynia Kessler
- Kevin & Marci Campbell
- Larry & Charlotte Blickem
- Leach Wilson Chevrolet Buick
- Liberated Belles HCE
- Lori L. Miser, D.V.M.
- Marie Gillett
- Mike & Vanessa Corzine
- Mike and Laurie Rincker Family
- Mose, Yockey, Brown, & Kull
- Moweaqua Rustlers 4-H club
- Ogle Genetics, Brandon Ogle
- Paul & Kristin Bennett
- Pat & Brenda Walk
- Pete & Sherri Jesgarz
- Pro-Lube of Shelbyville
- Robinson Creek Lawn Care
- Roger, Suzanne & Nick Shaw
- Sandy Thomas
- Shelby County 4-H Federation
- Shelby County Animal Control
- Shelby County Farm Bureau
- Silver Spurs 4-H Club
- Sloan Implement Company of Shelbyville
- Stewardson Day HCE, Maxine Ruff
- Stu & Carole Hott
- Stuart & Ann Wilson
- Stuart & Lola Thompson
- Susan Nippe
- The Beehive Salon, Sydney Uphoff
- Timothy & Molly Thompson
- Tim Bowyer Crop Insurance
- Todd & Rhonda Henderson
- Tower Hill Lions Club
- Trainor Farms, Inc. - Chuck & Ellen Trainor
- Tri-County Feed & Seed
- Wayne "Butch" & Judy Small
- Williams Farms



Thank You

for your 2019 General Donations

Which are matched by the University of Illinois

- 1st National Bank of Waterloo
- Ayars State Bank
- Barker Implement Inc
- Battery & Starter Specialist
- Birkey's Farm Store
- Brent & Debora Fogleman
- CF Industries
- Creamer Insurance
- Danny & Jodie Ogle
- Doug & Terry Schafer
- Druby's
- Dustin & Julie Daniels
- E J Water Cooperative, Inc
- Farm Trust, Inc.
- Figgins Electric
- First Federal Savings & Loan of CI
- Frank & Belva Rincker
- Garry Morrison
- In Memory of Gary Pruemmer, Marla Pruemmer
- In Memory of Tim Powers, Carol Powers Family
- J.S. LiQuid Nitrogen
- J & R Collision Center
- Jake Hankins Country Financial
- Joe & Anne Hampton
- John Jordan Jaybirds 4-H Club
- John & Sandy Brix
- Jr. & Ronda Yantis
- Kevin & Marci Campbell
- Kessler Family Farm, Jason & Tynia
- Land of Lincoln Credit Union
- Larry & Patsy Lenz
- Louie & Tina Donnel
- Lori L Miser, D.V.M.
- Macari Service Center, Inc.
- Marla Pruemmer
- Michael and Vanessa Corzine
- Moweaqua Rustlers 4-H Club
- Niestradt Landscaping, Inc.
- Olivia Durbin
- Pat & Brenda Walk
- People's Bank & Trust
- Pro-Lube
- Rev. Steven & Esther Becker
- Ron & Patty Cress
- Shelby Electric Cooperative, Inc.
- Shelby County State Bank
- Shelbyville Moose Lodge
- Shelby Realty Bitzer & Associates
- Shelbyville Insurance Services
- Sigel Community Bank
- Software Solutions Integrated
- Strasburg Tailtwisters 4-H Club
- Stu & Carole Hott
- Tailwinds Steakhouse
- Theodore Kessler
- The Shelby Inn
- Tim Bowyer Crop Insurance
- Tower Hill Lions Club
- Wade's Quality Meats
- Wayne "Butch" & Judy Small
- W.R. Yakey Grain Company
- York Bin Company

In addition to donations other than general and trophy:

- Curt & Pam Rincker, Rincker Simmentals
- Ed Mears Memorial
- John, Yolanda, & Delaney Nation
- Kolton & Kaitlyn Smith
- Z Bar H Club Calves

Shelby County Jr. Fair Ribbons

All Jr. Fair ribbons have the IL State Seal printed on them.

Placings 1-5 - The results as placed by the judge with 1st place being the best.

- ◇ 1st place - Blue ribbon
- ◇ 2nd place - Red ribbon
- ◇ 3rd place - White ribbon
- ◇ 4th place - Pink ribbon
- ◇ 5th place - Yellow ribbon

Champion - A Jr. Fair Champion ribbon will have the IL Seal on the rosette and is purple. The project was chosen as the best project in that project area.

Reserve Champion - A Jr. Fair Reserve Champion ribbon will have the IL Seal on the rosette and is lavender in color. The project was chosen as the runner up project in that project area.

Best of Show - A Best of Show ribbon is red, white and blue. It is awarded to the best project over an entire project area such as “Best of Show - Woodworking.”

High Point - Points are accumulated by exhibitor’s placings in the Foods and Horticulture area’s. 1st place = 5 points, 2nd place = 4 points, etc. The top placing exhibitor is awarded with the High Point ribbon. The High Point ribbon is red, white and blue.

Reserve High Point - The second top placing exhibitor is awarded the Reserve High Point ribbon. The Reserve High Point ribbon is light blue, yellow, and green.

Shelby County 4-H Ribbons

A Rating - An A rating ribbon is a blue ribbon with a 4-H clover on it. This ribbon means that the project met the project standards.

B Rating - A B rating ribbon is a red ribbon with a 4-H clover on it. This ribbon means that the project needs some improvement.

C Rating - A C rating ribbon is a white ribbon with a 4-H clover on it. This ribbon means that the project needs much improvement.

State Fair - A State Fair ribbon is purple and means the project has been selected to go to the IL State Fair.

State Fair Alternate- A State Fair alternate ribbon is lavender and means the project has been selected to go to the IL State Fair if the State Fair winner chooses not take his/her project.

Top Project - The judge thought the project was very well done and deserved extra recognition.

Champion - A 4-H Champion ribbon will have a 4-H Clover on the rosette and is purple. The project was chosen as the best 4-H project in that project area.

Reserve Champion - A 4-H Reserve Champion ribbon will have a 4-H Clover on the rosette and is lavender. The project was chosen as the runner up 4-H project in that project area.

Champion and Reserve Showmanship - Champion and Reserve Champion Showmanship ribbons are presented to the winners and runner-ups in each age division in the livestock, rabbits, poultry and horse shows. Showmanship classes are based on the 4-H'er and how they exhibit their animal, knowledge of their animal, and overall presentation.