

4-H FAMILY

ST. CLAIR COUNTY



JULY 2025
NEWS



Hello!

We are less than a month from the 4-H shows. Please review important dates and information about the upcoming 4-H Shows on the following pages.

If you have any questions about projects or the livestock class, please reach out to

Meghan Cope via email at
mawolff@illinois.edu

Thank you,

Meghan Cope | 4-H Program Coordinator
Serving Madison and St. Clair Counties |
mawolff@illinois.edu

St. Clair County 4-H




4-H Showbook Available

The St. Clair County 4-H Showbook contains all the information you need for showing a project at the 4-H shows.

- Show Schedule is in the front of showbook
- Some projects might require a publication.
- Some projects might have changed requirements
- Superintendent contact information is in the back of the book with each livestock category

Contact your club leader or view online at:
<https://go.illinois.edu/2025StClairCounty4-HShowbook>



Illinois Extension

TABLE OF CONTENTS

Page 1-15: County info
Page 16: Calendar of events

Office Hours:

Monday- Friday: 8:00 a.m. – 4:30 p.m.
Closed Noon to 1:00 p.m. for lunch

Monroe County Office

901 Illinois Ave., PO Box 117
Waterloo, IL 62298
618-939-3434, 618-939-7708 Fax

Madison-St. Clair County Branch Office

900 Hillsboro Ave
Edwardsville, IL 62025
618-307-5428
uie-mms@illinois.edu

University of IL Extension at the JJK

FAN Innovation Center

2051 Lynch Ave
East St. Louis, IL 62204
618-875-8939, 618-875-8786 Fax

Extension County Director

William Catalano

4-H Youth Educator

Emily Reece

Madison & St. Clair 4-H

Coordinator

Meghan Cope

Office Support Specialist

Nicole Hellon

Visit our website:

extension.illinois.edu/mms

Like us on Facebook:

University of Illinois Extension:
St. Clair County 4-H

University of Illinois Extension-
Madison, Monroe and St. Clair Unit

Follow us on Instagram:

Madison, Monroe, St. Clair- IL

IMPORTANT INFORMATION FOR 4-H'ERS

What time do I show my project? What do I need to know?

4-H General Show Club Exhibit/Check-In Times are on the next page.

Everyone meets at the check-in table, which will be set up inside the Mascoutah AG Building. Look for the check-in signs! Extension staff or volunteers will help your child get where they need to be. You will need to attach your exhibit tags to your projects upon arrival and before being judged. Once you check in your project, please wait outside the building. 4-H Staff will make announcements when to come in.

Conference judging takes about five minutes per project. Judging times vary based on the number of entries.

After the member completes their conference judging, members are free to go. All projects will be on display throughout the weekend, July 31 – August 3!

Please bring your project book if your project area indicates that you need it at judging. You can find this out in the St. Clair County 4-H Showbook 2025.

<https://go.illinois.edu/2025StClairCounty4-HShowbook>

If members cannot attend, please drop off projects at the Extension office (900 Hillsboro Ave, Suite 4, Edwardsville, IL 62025) by noon on Friday, July 25, and fill out the Absentee Exhibitor form located in your Showbook on page 7 or in the following link:

https://extension.illinois.edu/sites/default/files/absent_from_judging_form_fillable.pdf.

Ribbons will be awarded to each completed project: blue=met requirements, red=needs some improvement, white=needs much improvement.

Project pick-up will be August 3 from 11 a.m. to 1 p.m. If you are unable to pick up your projects, please contact your leader to pick them up. At project pick, youth who are selected for State Fair Delegate need to confirm if they will be attending the State Fair on August 8. If a Delegate declines to go, then the Alternate will be asked.

Please dress for the weather! Bringing a bag chair is also a good idea. Families are asked to please wait outside the building during judging time.

***Be sure to HAVE FUN and BE PROUD of what you have created!**



2025 4-H General Project Show Schedule


If you need accommodations, please let Meghan Cope know by emailing her at mawolff@illinois.edu

Time	Club
5:30 p.m.	Project Check-In
6:00 p.m.	4-H Members that are Superintendents
6:15 p.m.	First Year 4-H Members & Cloverbuds
6:30 p.m.	All 4-H Members



4-H Club Watch Schedule for General Projects

Club	Date	Time
4-H General Projects Show	Thursday, July 30	5:30 pm -?
New Ideal	Friday, August 1	10:00 am – 1:00 pm
Farmers & Friends	Friday, August 1	1:00 pm – 6:00 pm
Atkins Acres	Friday, August 1	6:00 pm - 9:00 pm
Emerald Clovers	Saturday, August 2	10:00 am -1:00 pm
Creative Critters	Saturday, August 2	1:00 pm - 4:30 pm
Closed for parade	Saturday, August 2	4:30 pm - 6:00 pm
Turkey Hill Busy Bees	Saturday, August 2	6:00 pm - 9:00 pm
Happy Herd	Sunday, August 3	11:00 am -12:30 pm



ATTENTION ALL 4-H FAMILIES AND MEMBERS!

If you have been chosen to be a State Fair Delegate for a 4-H project area, please contact Meghan Cope via email at mawolff@illinois.edu or call 618-307-5428. She needs to know if you will be going to the State Fair or not with your project by **August 3rd, 2025.**





Illinois Extension
UNIVERSITY OF ILLINOIS URBAN-CHAMPAIGN



4-H ANIMAL WELFARE

During fair season, 4-H members have an opportunity to showcase our practice of ethical and humane treatment of animals and demonstrate our commitment to safe food production practices. While showing livestock, we are under the watchful eye of the public. Many people attending a local fair may have no idea how livestock is raised. Practicing these guidelines may prevent public misconceptions about livestock production.

1. Provide fresh, clean water to animals at all times. Feed animals on schedule.
2. Keep your pens clean and dry with good bedding at all times.
3. Take extra care on days of extreme weather or activity.
4. Sort and load animals safely and with concern for them.
5. Train animals to lead or be handled at a young age long before the fair.
6. Arrange for veterinary care in case of an animal emergency.
7. Handle animals in a very humane way.
8. Adhere to all antibiotic, drug, and feed additive withdrawal times.
9. Avoid stressing the animal.
10. Keep animals clean; a clean animal is viewed as a healthy animal.
11. Use show sticks, whips, and canes for showing only and never forcefully hit an animal.
12. Review your 4-H project manual and follow the care recommendations.
13. Have a plan of action should a problem arise, and know which fair official or 4-H leader to contact to help solve it or answer questions.
14. Some words, such as "slaughter" or "killed," may cause a negative reaction from people unfamiliar with food production. IF ASKED what happens to your market animal after the fair, consider using words such as "harvested" or "sold to packing company."
15. If questioned or challenged by a stranger or group:
 - a. Remain calm, be polite, and answer any question the best you can. If you do not know an answer, tell them you will find an adult to explain more.
 - b. Do not argue or confront an individual or group who may have a different view about livestock production. Individuals may try to initiate a confrontation and use video of the incident on social media. If confronted, walk away, find an adult in authority, or call 911 if you feel threatened.
 - c. It is natural to think that giving people information will change their minds, but in some extreme cases, people may not want to learn; they want to confront to gain media attention. It is best to walk away without engaging in these situations.

Following these recommendations will reflect a positive image of our livestock industry and the 4-H program, as well as demonstrate the solid animal stewardship practices that are our 4-H tradition.

COLLEGE OF AGRICULTURAL, CONSUMER & ENVIRONMENTAL SCIENCES

University of Illinois | U.S. Department of Agriculture | Local Extension Councils Cooperating

University of Illinois Extension provides equal opportunities in programs and employment.

Prepared by: Dan Jennings, University of Illinois Extension 4-H Animal Science State Educator

One may contact Dan Jennings at 217-333-5269 or via email at djjennin@illinois.edu.





Illinois Extension
UNIVERSITY OF ILLINOIS URBANA-CHAMPAIGN



Talking Points Best Practices:

- **Don't feel obligated to speak "on the record"** – it's fine to politely decline an interview or to decline to speak unofficially on a topic
- **Appoint a spokesperson for your county to handle the tougher questions** – The county superintendent of your species is a good point person for addressing tougher questions and topics. If any statements or questions make you feel uncomfortable, don't hesitate to ask an adult for help
- **Don't feel like you have to respond to unfamiliar facts or statistics** – if a fact or statistic comes up that you are not familiar with, it's perfectly fine to say, "That's not something I'm familiar with," or "I can't speak to that, but I can speak to xyz."

Talking Points

Why do youth show livestock at the fair?

Exhibiting livestock is a visual appraisal of the hard work, care, and dedication youth go through as part of the educational process of livestock projects. Showing livestock teaches youth the value of hard work, dedication, sportsmanship, communication skills, work ethic, and more.

Don't you think it is unfair to keep your animal tied up/in pens/in stalls all day?

Animals are able to change positions and lie down throughout the day. Youth ensure their animals are comfortable by making sure they have access to food and water, clean bedding, and fans for air circulation.

Isn't the extreme heat or high temperatures going to bother your animal?

Youth take extra precautions for their animals during extreme heat, much the same as people need to take extra precautions when the weather is very hot. Animals have fans and space to allow air movement, clean and dry bedding, and tarps and draping to protect from the sun. If needed, youth can take their animals out to the wash rack to rinse them down during the hottest part of the day. Often during extreme heat, youth will hand water animals vs. having water sit out. This ensures access to cooler, cleaner water and youth can monitor how much water the animals are actually getting to make sure they're staying hydrated.

Why doesn't your animal have any food or water?

Youth carefully monitor animal rations – allowing for overfeeding can make the animals too warm. Hand watering the animals also allows youth to monitor how much water they are getting and provides cooler, cleaner water vs. water that sits out.

COLLEGE OF AGRICULTURAL, CONSUMER & ENVIRONMENTAL SCIENCES

University of Illinois | U.S. Department of Agriculture | Local Extension Councils Cooperating

University of Illinois Extension provides equal opportunities in programs and employment.

Prepared by: Dan Jennings, University of Illinois Extension 4-H Animal Science State Educator

One may contact Dan Jennings at 217-333-5269 or via email at djjennin@illinois.edu.



4-H Livestock Record Book Common Questions

Who has to turn in a livestock record book?

It is mandatory for any 4-H member who is participating in a livestock market class to complete a livestock record book.

Where do I find the livestock record book?

You can get the livestock record book on the Madison, Monroe and St. Clair Counties web-page at https://extension.illinois.edu/sites/default/files/livestock_record_writable.pdf.

Is there a tip sheet on how to fill out the livestock record book?

Yes, the tip sheet can be found here:

https://extension.illinois.edu/sites/default/files/2020_livestock_record_book_instruction_guide.pdf.

If I show in multiple livestock species for a market class, do I have to have one per each species?

If a 4-H member is showing multiple species in a market class, they must fill out a separate livestock record book for each species.

If I have more than one market animal in same species, can they be put on the same livestock record book?

If a 4-H member is showing multiple animals within the same species for a market class, they can choose to fill out the livestock record book for just one market animal, both market animals, or for the entire herd. For example, if a youth is showing two market wethers in the goat category, they can choose to fill out the record book for only one of them or include both animals in the same book. They can even add in their whole herd to the livestock record book if they want to.

When are livestock record books due?

4-H members must submit their record books to the Extension Office by September 15, 2025.

What happens if I do not submit my livestock record book?

4-H members who do not submit a livestock record book by Sept. 15, 2025, will not be able to show in that livestock market class for the 2026 4-H Show.

Who is keeping track of who has to turn in a livestock record book?

4-H staff are keeping track of who has to turn in a livestock record book.

Do 4-H leaders have to check livestock record books before the 4-H shows?

Leaders are encouraged to check in with the 4-H members to see if they have started their record books or need assistance. If help is needed, please refer to the attached tip sheet or contact our unit email (uie-mms@illinois.edu) to reach one of our 4-H staff for support.



840 TAGS IN BEEF, DAIRY CATTLE, AND SWINE

We are excited about our new 4-H year and hope you are! We have a couple of changes for livestock that we would like to bring to your attention as the new year has begun.

840 Tag Requirement

New this year, all swine, beef, and dairy cattle must have a USDA official animal identification number ear tag (840 tag). The tag must be both visually and electronically readable. We know that there will be many questions, so here are a few answers to some basic questions:

- Who must have the 840 tag?
 - Beef – all heifers, all cows, and all steers being exhibited at the fair
 - Dairy Cattle – all heifers, all cows, all steers, and all calves being exhibited at the fair
 - Swine – all gilts and all barrows being exhibited at the fair
- Where do I get the 840 tag?
 - Breeder from which you purchased your animal from (up to breeder)
 - Local Veterinarian
 - Purchase a tag from a farm supply store (Valley Vet, Nasco)
 - Purchase from the Department of Agriculture:
<https://agr.illinois.gov/animals/animalhealth/premises-registration.html>
- How do I purchase my own tags?
 - The location where the animal is being kept will have to have a registered Premise ID with the state of Illinois. With the Premise ID, you will be able to purchase tags from a farm supply store such as Valley Vet, Nasco, or the Department of Agriculture.
- We don't have a Premise ID, which hasn't been updated. What do we do?
 - You can obtain an application from the Illinois Department of Agriculture and send it in. The turnaround time is very quick.
 - If you have a Premise ID but need it updated, contact agr.premises@illinois.gov, and she will help you!
 - If you need a new Premise ID, you can log onto <https://agr.illinois.gov> and search for "Fillable Premise Form," then fill it out and email it to the address listed on the form.
- Will tags be checked when we arrive at the show?
 - Yes, superintendents will be checking that all beef, dairy cattle, and swine have the tag.
 - If an animal does not have a tag, it is not allowed to be on the fairgrounds.
 - There is a chance that a State employee will be at the show monitoring that tags are checked, and if they are not, then 4-H and the fairgrounds can be fined.



2024-2025 4-H HANDBOOK

Need to know more about...

- Project selection
- 4-H Shows
- Member expectations
- Livestock requirements
- Where to go for questions

Check out the St. Clair County 4-H Handbook:

<https://go.illinois.edu/StClairCounty4-HHandbook>.

2024-2025 4-H MEMBERSHIP POLICIES

Youth **five through seven years of age, on or before September 1** of the current 4-H year, may enroll in 4-H Cloverbud groups.

Youth who are **eight and have yet to reach their nineteenth birthday on or before September 1** may enroll in 4-H clubs.

A youth who enrolls in a St. Clair County 4-H club must:

- **Attend at least four meetings** to be called a 4-H member. Youth who do not comply are not eligible to participate in 4-H exhibitions, receive 4-H premiums, or other 4-H awards and recognitions available to 4-H members. **(College students can be enrolled when they live away from home and must attend at least one meeting when they are home on breaks or virtually.)**
- **Present a talk or demonstration at a club meeting during the project year.**
- **Youth enrolled in a livestock market class must turn in a livestock record book by September 15. If not completed by September 15, the youth cannot participate in a livestock market class the following year.**
- Complete enrollment by **January 15 to exhibit projects at 4-H shows.** Youth may enroll after this date, but are not eligible to exhibit projects at shows. Projects can be added up to this deadline, but the addition of projects is not accepted online after this date (except for SPIN Clubs).



DOWNLOAD THE ILLINOIS 4-H STATE FAIR APP!

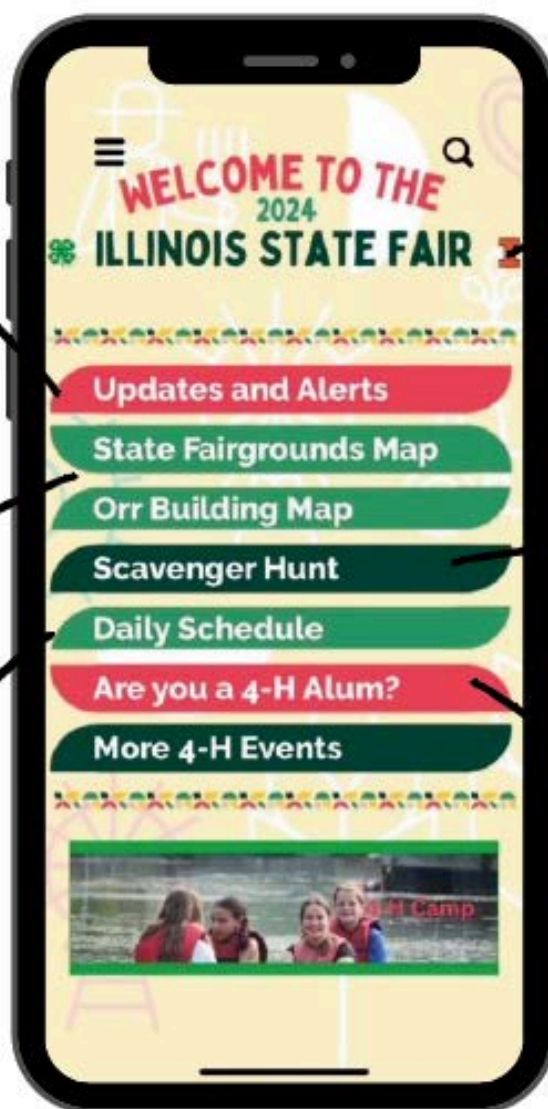


Stay in the know with everything you need to know!

Get alerts when your project is ready to be picked up and other important alerts!

View maps of the State Fair and Orr Building

Check out the daily schedule!



View maps of the State Fair and Orr Building

Explore the fair while you are here! Complete the scavenger hunt for a chance at a prize!

Learn more about registering as a 4-H alum!



READY TO DOWNLOAD?

Open up your camera app and scan the QR code. You can also head to go.illinois.edu/4HFair for clickable links to download the app from the website, through iOS iTunes download or through Google Play for Android.

FOR A STEP BY STEP OF WHAT TO DO AFTER YOU SCAN



RECORD KEEPING & AWARD APPLICATIONS

The 2025 Award Applications are posted on our website:
https://go.illinois.edu/Monroe_AwardApp

You can also keep track of your 4-H activities with the 4-H Experience log to help prepare for filling out the Award Application:
<https://go.illinois.edu/MyExperienceLog>

LIVESTOCK & HORSE RECORD BOOKS

All members are encouraged to fill out a 4-H Record Book for livestock and/or horse projects exhibiting at a 4-H Show.

It is REQUIRED to fill out 4-H Record Books for any livestock that members are showing in a market class.

Members must complete a livestock record book for the current year to be eligible to show in a market class for the preceding year.

The PDF versions of the books are found here:
<https://go.illinois.edu/LivestockRecord>.

They may be filled in on your computer, or you may print them off and fill them in by hand (neatly).

The Instruction Guide is found here:
https://go.illinois.edu/LivestockRecord_Guide
to help you through the process of filling the book out.

Books are due at the Extension office by September 15.



Dear 4-H Families,

The St. Clair County Extension and Education Foundation has a new online fundraising campaign that uses the website GiveButter.

<https://givebutter.com/StClairCoExtEd24-25> The website will hopefully make it simpler for supporters to donate. It also makes it easier to share the fundraiser with family, friends, and community partners interested in donating and supporting Extension programs in St. Clair County. The website allows individuals to make one-time or multiple donations throughout the year. You can pay with a credit card, PayPal, or Venmo. When you make a contribution, you will have the opportunity to write a message on the event website, or you can be anonymous.

The GiveButter website replaces the direct mailer donation request sent in previous years. If you would like to contribute to the Foundation but prefer not to use the GiveButter website, please make your check payable to St. Clair County Extension and Education Foundation and mail it to P.O. Box 117, Waterloo, IL 62298.

The St. Clair County Extension and Education Foundation makes an annual financial contribution to Illinois Extension. That contribution supports local programs serving St. Clair County. The Foundation has organized fundraisers throughout the year, including the Gardens in Bloom tour and the 4-H T-shirt sale.

If you have any questions about the Foundation or if you are interested in serving on the Foundation and organizing fundraising events, please let me know. I am happy to connect you with a Board member.

Thank you,
Meghan Cope



St. Clair County Shooting Sports 4-H Clubs

Are you interested in joining a St. Clair County 4-H Shooting Sports Club? Below are our clubs that you can join. If you have any questions, contact Meghan Cope via email at mawolff@illinois.edu.

4-H Blasters Rifle Shooting Sports Club

Meeting: 1st Saturday of
the month
Discipline- Rifle
Location: Lebanon
Leader: Ryan Stoks
(rstoksdadd@gmail.com)



St. Clair Hot Shots Archery Shooting Sports Club

Meeting: 1st Saturday of the
month
Description: Archery
Meeting Date: Lebanon
Leader: Ryan Stoks
(rstoksdadd@gmail.com)



CALENDAR OF EVENTS

July

- July 30 - Set Up Night
- July 31 - General Project Show at the Mascoutah Ag Building
- August 1 - Rabbit Show at 9 am at the Mascoutah Ag Building
- August 1 - Poultry Show at 1 pm at the Mascoutah Ag Building
- August 1 - Swine Show at 6 pm at the Mascoutah Ag Building
- August 2 - Beef Show at 7:30 am at the Mascoutah Ag Building
- August 2 - Dairy Cattle Show to follow the Beef Show
- August 2 - Sheep Show to follow Dairy Cattle Show
- August 2 - Goat Show to follow the Sheep Show, Building
- August 3 - Master Showmanship at the Mascoutah Ag Building



Illinois Extension

UNIVERSITY OF ILLINOIS URBANA-CHAMPAIGN

COLLEGE OF AGRICULTURAL, CONSUMER & ENVIRONMENTAL SCIENCES
University of Illinois | U.S. Department of Agriculture | Local Extension Councils Cooperating
University of Illinois Extension provides equal opportunities in programs and employment. If you need a reasonable accommodation to attend, call the registration office.

