

Ogle/Carroll **AGRICULTURE** **in the Classroom**

If you are interested in any of the following programs, please register at:

<https://go.illinois.edu/AITCRegistration>.

All programs are 30 minutes long unless otherwise specified.

If you have any questions, contact Melinda at (815) 732-2191 or charbm@illinois.edu.



Fall Programs



Apples: From Seed to Tree

Students will find out about apples, trees, and how they change through the seasons. Students will make an apple chain demonstrating the cycle.

2nd/3rd Grades: Students will learn about the parts of the apple blossom and how the flower becomes an apple. OR **Johnny Appleseed:** Students discover the lifestyle lived by John Chapman. The activity of this program focuses on geography.

Pumpkins

Students will discover the pumpkin life cycle. They will make a craft to take home to share the pumpkin cycle with their families.



Gifts of Gold

Students will learn about different kinds of corn, the parts of a corn plant, and the many products that corn is found in. Younger grade levels will make an ear of corn by finger painting on the kernels. Older students will put together a corn stalk labeling the parts.



Cranberries: Fruit of the Bogs

Students will discover how cranberries are grown. They will take part in a cranberry taste testing.

Terrific Turkeys

Students will learn about turkeys and make a turkey with fun facts that they can take home and share with their families.



Thanksgiving

Students will discover their Thanksgiving meal does not just come from the grocery store. As a Thanksgiving treat they will make Pumpkin Pie.



Winter Programs




Christmas Trees

Students will gain a better understanding of the work that goes into Christmas Trees. They will get to feel and smell various types and make a craft.



Pretty Poinsettias

This holiday plant has an interesting life cycle and history. Students will learn more and make a craft.



Candy Canes

This Christmas treat isn't possible without farmers! Find out the farmers required to make candy canes. Then watch a video showing how they are made.



100 Days of Agriculture

Your class will look at what Miss Bindergarten's students brought to school for the 100th Day of Kindergarten. They will see how many are related to agriculture. At the end of the presentation, students will turn the number "100" into an agricultural product.



Lincoln's Birthday

Students will hear about Illinois history by listening to "L is for Lincoln". After reading the story students will learn about our state symbols and make an Illinois charm.



Spring Programs



Earth Day—Circles of the Earth

Students will explore the many circles on the Earth. In the process they will make a bracelet to remind them of these circles.



Celebrate Dr. Suess' Birthday


The Cat in the Hat—Students will discover the many jobs of a farmer and make their own Dr. Suess hat.

The Lorax—Students will learn the parts of a tree and work together to make a "living tree".



April Foolishness

Through this fun book by Teresa Bateman, students will discover the purpose of farm animals while laughing at the April Fool's joke played on poor Grandpa. Students will do a craft project using stamps and paints.



Tree-mendous!

This program was designed to compliment the distribution of trees by Soil and Water Conservation in April. Students will learn about the many uses of trees through a book called "The Tree Farmer". Then they will play a game using the knowledge they acquired through the story.

More Spring Programs!!



Garden in a Glove

This lesson will teach students about seed germination using plastic gloves and cotton balls. (This program is 45 minutes.)



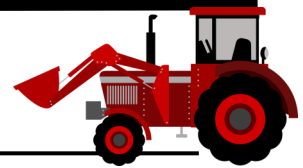
Plant Plumbing

By studying strawberries students will learn about fibrous roots, stems, runners, leaves, and other amazing facts about these little red berries.

General Ag Programs

Machines on the Farm

Students discover the machines on the farm. Then they design their own tractors out of straws and cups.



Chocolate: From Start to Finish

Students learn how chocolate is made. Then they examine a Tootsie Roll to see what ingredients it contains and how many of the ingredients relate to agriculture.

Egg Structure

After completing this activity students will be able to identify 7 parts of an egg and their function. This program would compliment an embryology



Water Cycle Adventure

Students will watch a short skit that follows two water drops as they travel the world in various forms. Students will make their own model to take home.

Farming Then & Now (2nd and 3rd grades)

Students compare what it was like to be a kid in the 1800's compared to now. Each student will make a corn husk doll to take home. (This program is 45 minutes.)




A Bee's Life

Students will look at various types of bees and their role in the colony, stages of growth, how honey is made and much more.

It's Raining Rice!

Discover how rice is planted by an airplane, grown in water, and then harvested. Students will take a closer look at the difference between white and brown rice.



An Almond Story

Students will learn about the process of getting almonds from farm to table. Along with following an almond from tree to the finished product, we will be looking at statements about almonds to determine if they are fact or opinion. Time: 30 minutes. (This program is more appropriate for 2nd and 3rd graders)

More General Ag Programs!!

The Very Hungry Illinois Caterpillar

During this program students will learn about crops here in Illinois and will make their very own book. Time: 1 hour.



The Wheat We Eat

Students will examine the parts of a wheat stalk, harvest the wheat, and grind it up to discover how flour is made. 30 minutes. **NEW:** Bread making program-students will work with a partner to mix up their dough in a bag. After the dough is split, each student kneads their dough and make their own loaves. Loaves will be baked and returned to students the next day. Bread making is a 60 minute program and there is a \$2/student fee to cover the costs of supplies.



Cotton: From Field to Fabric

Students will learn how cotton is grown and processed. Each student will receive their own cotton boll to gin.




Milk on the Moo-ve

Students will increase their knowledge of dairy cows through Gail Gibbon's book, The Milk Makers. Once they have learned about dairy cows, students will make butter.

Pig Tales

Students will learn about hog farms and realize they are not just raised for their meat. Students will make their own pig feed sack.

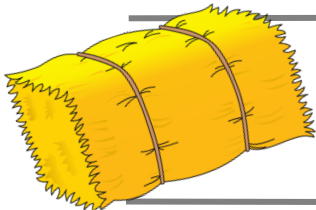


Beautiful Bovine

As we discuss the features of beef cows, one student will dress the part. Then they will play Beefo Bingo to discover the many uses of beef animals.

Wiggly Worms

Worms play an important role in improving our top soil. Students will learn about worms and make their own worm bin complete with worms that they can take home.



Hey, Hey, Hay!

We will take a look at the different kinds of bales farmers use and their purpose as well as the machines that make them.

I ILLINOIS
Extension



COLLEGE OF AGRICULTURAL, CONSUMER & ENVIRONMENTAL SCIENCES

University of Illinois | U.S. Department of Agriculture | Local Extension Councils Cooperating

University of Illinois Extension provides equal opportunities in programs and employment.

If you need a reasonable accommodation to attend, call (815)732-2191.