


VIRTUAL SHOW



2020


HOW TO ENTER

2





Check the original handbook & the virtual show requirements for everything you need to upload .

1



Find your project's due date. Fairentry.com is open!

3



Do your projects!

Don't wait until the last day.

5



Take the required photos (Tip! You can create a slideshow with up to 10 images and upload that) or record your videos, and write your project report. Upload project report and photos to Fairentry.com . Upload your videos to the separate Box site provided on our virtual fair page.

4



6



Repeat for all your projects. Don't hit submit until you have uploaded ALL of your photos. Judges will look at everything you uploaded and give you feedback. We hope to have results available after July 24 by logging into Fairentry.com.

Find everything you need to upload:
go.illinois.edu/CrawfordVirtualFair

