










WHITESIDE COUNTY



4-H SHOW 2021

JULY 8-10, WHITESIDE FAIRGROUNDS



CARROLL & WHITESIDE

4-H LIVESTOCK SHOW 2021

AUGUST 2-5, CARROLL FAIRGROUNDS

Showbook cover by: Delaney Kuehl

Genesee Hillbillies



Illinois Extension

UNIVERSITY OF ILLINOIS URBANA-CHAMPAIGN

4-H PLEDGE

I pledge my HEAD to clearer thinking
my HEART to greater loyalty,
my HANDS to larger service, and
my HEALTH to better living for
my club, my community, my country
and my world.

4-H MOTTO

To Make the Best Better



WE BELIEVE

- ...that youth and adults should work together to set reachable, realistic and challenging goals
- ...in rewarding and measuring progress, not perfection
- ...in youth “Learning by Doing”
- ...positive youth development includes a meaningful relationship between youth and adults
- ...that a community can positively impact the development of a child
- ...that families are key to positive youth development
- ...in promoting healthy respect for adults in the community
- ...in respecting diversity/uniqueeness of individuals, not fearing it
- ...in individual responsibility for yourself, family, and community
- ...that youth are more important than the project
- ...in promoting and developing citizenship and community responsibility



LETTER TO 4-H'ERS



We are excited that you decided to join the youth in Whiteside County who are learning new life skills, discovering more about themselves, and forming friendships with others through the 4-H program.

Enclosed in this booklet is information about the upcoming 2021 4-H Show. This information is very important so please hold on to the book even beyond the days at the fairgrounds!

4-H Shows are meant to be educational activities for 4-H members. Participants demonstrate their accomplishments and hard work in project areas and with the community. Your exhibits should represent your best abilities and knowledge.

We are sure you will find the 4-H program a very rewarding experience. The important thing to remember is that you gain from 4-H what you put into it. We encourage you to grow and learn as we, together, follow the 4-H motto, “To Make the Best Better”. You should always keep in mind that ribbons and awards should not be the focus of any 4-H activity. Rather, learn to celebrate the process of reaching for your goals—from trying, to striving, and growing!

UNIVERSITY OF ILLINOIS EXTENSION STAFF

Janice McCoy, County Extension Director
Karla Belzer, Family Life Educator
Allie Johnston, 4-H Program Coordinator
Mary Finney, 4-H Hispanic/Latino Coordinator
Martha Ebbesmeyer, Youth Dev. Educator
Sunny Porter, OSA, Whiteside
Mary Sheridan, OSA, Unit 4

Bruce Black, Horticulture Educator
Mary Nelson, PC, Ag/Natural Resources
Susan O’Connor, Marketing Coordinator
Veronica Skaradzinski, SNAP ED Educator
Marcia Cruse, INEP
Sheila Miller, INEP

EXTENSION COUNCIL

Nikki Ebersole
Jodi York
Teresa Smith
Marcia Zell
Katie Vendewostine

Rachel Hill
Terry Durham
Melissa Felt
Pam Martinez
Jean Eggemeyer

Aj Segneri
Greg Gates
Ethel Richard
Mark Ward
Gene Jacoby

Whiteside County Extension
12923 Lawrence Road
Sterling IL 61081
Phone: 815-632-3611
Fax: 815-716-8922
E-mail: lancast@illinois.edu

If you need a reasonable accommodation to participate in the 4-H Show, please contact the Whiteside County 4-H office at: University of Illinois Extension, Whiteside County, 12923 Lawrence Road, Sterling IL 61081, phone: 815-632-3611 at least two weeks prior to the event.

2020-2021 4-H PROJECT COMMITTEES

**means they are a Carroll County Volunteer*

Beef

*Brian & Sharon Witt
*Greg & Annette Gruhn
*Mary Lauver

Dairy

*Carl Erbsen

Poultry

Teresa Galloway

Rabbit

Julie Bielema

Sheep & Goat

*Terry Bocker

Swine

*Jared Ruter

Horse & Pony

Susie Patten
Julie Bielema
*Bryan Hollewell

Dogs

Susie Patten
Julie Bielema
Kim Ketelsen

Home and Family

Horticulture/Floriculture

Food and Nutrition

Jean Eggemeyer

Mechanical Sciences

Gordon Kelm

Natural Resources

Personal Development

Casey Stichter



2020-2021 4-H CLUBS & LEADERS



Cottonwood

Lisa James
Jean Eggemeyer
Chris Krum
Chelsea Stuart

Fenton Wizards

Casey Stichter
Trudi Thomas
Jen Eggers
Heather Mattson

Fulton 4-H'ers

Heather Luckritz
Tina Dykstra

Garden Plain Ripsnorters

Julie Bielema
Kim Ketelsen
Jen Tegeler

Genesee Hillbillies

Teresa Galloway
Kristy Witmer

Hume Happy Hustlers

Gordon Kelm
Miranda Wetzell
Abbey Baker

Self Help Tigers

Lori Campos
Emily Garriett

TABLE OF CONTENTS

| <u>General Show Information</u> | | <u>General Projects Continued</u> | |
|--|----|--|----|
| 2021 Show Schedule | 4 | Consumer Ed | 41 |
| 4-H Clubs/ Leader list | 2 | Crops | 42 |
| 4-H Pledge, Motto, Beliefs | 1 | Drones: Unmanned Aerial Systems | 43 |
| Extension Staff, Council, & contact info | 2 | Electricity | 43 |
| General 4-H Show Rules | 5 | Entomology | 44 |
| Livestock Auction (at Carroll County) | 80 | Entomology-Beekeeping | 45 |
| Master Showmanship | 29 | Esports | 46 |
| State fair policies & rules | 7 | Exploratory/ Do Your Own Thing | 46 |
| State livestock health regulations | 9 | Family Heritage | 47 |
| Whiteside county 4-H show Premiums | 7 | Food & Nutrition | 47 |
| Whiteside Fairground Map | 79 | Forestry | 50 |
| | | Geology | 51 |
| <u>Animal Projects</u> | | Health | 52 |
| Beef | 10 | Horticulture/ Floriculture | 53 |
| Cat | 13 | Intercultural | 56 |
| Dairy | 14 | Interior Design | 57 |
| Dog | 15 | Leadership | 58 |
| Goat | 20 | Maker | 60 |
| Horse & Pony | 21 | Natural Resources/Outdoor Adventure | 60 |
| Poultry | 23 | Nature: Fishing & Wildlife | 61 |
| Rabbit | 24 | Photography | 62 |
| Sheep | 26 | Plants & Soils | 63 |
| Swine | 28 | Robotics | 64 |
| | | Shooting sports | 65 |
| <u>General Projects</u> | | Small Engines | 66 |
| Aerospace | 30 | Small Pets | 67 |
| Animal Science | 29 | Technologies | 67 |
| Bicycle | 30 | Theatre Arts | 69 |
| Child Development | 31 | Tractor | 70 |
| Civic Engagement | 31 | Vet Science | 70 |
| Clothing & Textiles & Sewing | 32 | Video/Filmmaking | 71 |
| Cloverbuds | 79 | Visual Arts | 72 |
| Career Readiness | 37 | Weather | 77 |
| Communications/Public Speaking | 38 | Welding | 77 |
| Computer Science | 40 | Woodworking | 78 |

2021 4-H SHOW SCHEDULE

Friday, June 25

| | | |
|--------|-----------------|--------------------|
| 2:00pm | Dog Show- Day 1 | Granny Rose- Dixon |
|--------|-----------------|--------------------|

Saturday, June 26

| | | |
|-------------|-------------------|--------------------|
| 8:00-8:30am | Dog Show-Check in | Granny Rose- Dixon |
| 9:00am | Dog Show –Day 2 | Granny Rose- Dixon |

Thursday, July 8

| | | |
|--------------|---|-----------------------|
| 8:30 am | Horse & Pony Show | Whiteside Horse Arena |
| 4:00-4:45 pm | <i>Cottonwood- Project check in/drop off</i> | Brown Building |
| 4:45-5:30 pm | <i>Fulton & Garden Plain- Project check in drop off</i> | Brown Building |
| 5:30-6:15 pm | <i>Fenton Wizards- Project check in /drop off</i> | Brown Building |
| 6:15-7:00 pm | <i>Genesee Hillbillies- Project check in /drop off</i> | Brown Building |
| 7:00-7:45 pm | <i>Hume Happy Hustlers- Project check in/drop off</i> | Brown Building |

Friday, July 9

| <u>Time</u> | <u>Green Building</u> | <u>Brown Building</u> | <u>Blue Building</u> |
|-------------|--|--|---|
| 9:00am | Silent Auction Opens- in Brown Building | | |
| 9:00am | Cloverbuds | Foods | Clothing |
| 11:00am | Small Pets, Animal Science, Vet Science | Child Development/Health | Woodworking |
| 12:00pm | Poultry Show- in Poultry Barn | | |
| 1:00-2:00pm | <i>Open Project Viewing</i> | <i>Open Project Viewing</i> | <i>Open Project Viewing</i> |
| 2:00pm | Cat Show- Green Building | | |
| 3:00pm | Computer/Technologies Maker/ Video/ Esports/ Aerospace/ Robotics | Crops/ Soils/ Vegetable Gardening/ Floriculture | Electricity / Sm Engine/ Welding/ Tractor |
| 4:00pm | Rabbit Show- In Poultry Barn | | |
| 5:00-7:00pm | Federation Pork Chop BBQ- Drive Thru (Red Barn Building) | | |

Saturday, July 10

| <u>Time</u> | <u>Green Building</u> | <u>Brown Building</u> | <u>Blue Building</u> |
|--------------|--|--|----------------------------------|
| 9:00am | Visual Arts: 3D, Crafts, computer Gen., glass/plastic, leather, metal, nature, wood | Visual Arts: C/C/P, Clay, Fiber, Food Dec, Heritage, Paper | none |
| 11:00am | Family Heritage, Career, Communication | Leadership, Civic Engagement, Consumer Ed, Bicycle | Photography |
| 12:00-1:00pm | <i>Open Project viewing</i> | <i>Open Project viewing</i> | Photography cont. |
| 1:00pm | Wildlife, fishing, forestry, geology | Exploratory/DYOT | Interior design, Theatre Arts |
| 2:00pm | None | Natural Res, Archery, Entomology/bee, Weather | None |
| 3:00pm | Silent Auction Closes | | |
| 3:00-5:00pm | Project Pick up/ State Fair Table | | |

Sunday, July 11

| | | |
|--------|-----------------------|-----------------------|
| 8:30am | Horse Show- RAIN DATE | Whiteside Horse Arena |
|--------|-----------------------|-----------------------|

Sunday, August 1

| | | |
|--------|----------------|---------------------------|
| 5:00pm | Beef Check-in | Milledgeville Fairgrounds |
| 6:00pm | Swine Check-in | Milledgeville Fairgrounds |

Monday, August 2

| | | |
|---------|-------------------|---------------------------|
| 8:00am | Beef Show | Milledgeville Fairgrounds |
| 12:00pm | Sheep Check-in | Milledgeville Fairgrounds |
| 12:30pm | Sheep Show | Milledgeville Fairgrounds |
| 1:00pm | Goat Check-in | Milledgeville Fairgrounds |
| 1:30pm | Goat Show | Milledgeville Fairgrounds |
| 3:30pm | Swine Show | Milledgeville Fairgrounds |
| 7:00pm | Livestock Auction | Milledgeville Fairgrounds |

Thursday, August 5

| | | |
|--------|----------------|---------------------------|
| 8:30am | Dairy Check-in | Milledgeville Fairgrounds |
| 9:00am | Dairy Show | Milledgeville Fairgrounds |

GENERAL 4-H SHOW RULES

Please read and understand all rules and regulations before coming to the 4-H show.

Membership:

1. Youth who are five years of age and have not yet reached their nineteenth birthday on or before September 1 of the current 4-H year may enroll in 4-H clubs.
2. Members must be in good standing to exhibit at the fair. Members should attend one half of club meetings.
3. Exhibitors must be **re-enrolled** in 4-H *and* the project areas by May 1.
New members may enroll in 4-H clubs, 4-H/Extension programs, or as an independent member at any time during the 4-H year. 4-H enrollment is found online at: <https://v2.4honline.com>

Fair Entries:

4. All exhibits must be products of the current 4-H year.
5. All animals must be owned by the exhibitor prior to the ownership deadline. See department requirements for specific ownership dates.
6. Leases are allowed for horses and dogs. All ownership and lease dates must be adhered to, despite project enrollment deadlines.
7. Fair entries must be made on-line at fairentry.com by the following dates:
Whiteside County entries – June 11: <http://whiteside4-hfair.fairentry.com>
Carroll County entries - July 1: <http://carroll4-hfair.fairentry.com>
Lee County entries – July 1: <http://lee4-hfair.fairentry.com>

**This is in addition to enrolling in 4-H at il.4honline.com.*

It is the responsibility of the 4-H member to have exhibits entered on time. 4-H leaders are not responsible for entries. Please contact the Extension office with questions or assistance regarding fair entries.

Judging:

8. Exhibits in each class will be rated and will receive ribbons indicating their ratings: blue, red or white. Cloverbuds will receive a participation ribbon. Champion and State Fair ribbons may be awarded in classes at the discretion of the judge.

9. Only items listed for exhibiting will be judged. Exhibitors should refer to each exhibit department for rules and policies relating to that exhibit.

10. Conference judging will be used in all project areas. 4-Hers will show their projects to the judge in each area. Parents cannot participate in the judging process. However, parents of Cloverbuds or first year 4-H members may accompany their child to the judging area.

11. If the exhibitor requires a reasonable accommodation to participate, please contact the Extension office or an Extension staff member **two weeks** prior to judging.

12. Score sheets for each general project area are available online at: <http://4h.extension.il.edu>

13. If a member cannot be present for General Projects conference judging, please attach a written essay answering the following questions: steps for completion of the project; time required to complete the exhibit; challenges in creating the exhibit; what did the 4-Her learn; what would the 4-Her do differently next time.

14. The decision of the judge is final. Please remember many judges volunteer their time and expertise and should be treated with respect.

Fair/Show Admission

15. Admission passes:

Carroll: 4-Hers exhibiting on Thursday will receive an admission pass to the fairgrounds.

Lee: 4-H exhibitors will be provided a fair pass courtesy of the Lee County fair board.

Whiteside: None are needed for the Whiteside Show.

16. Parents and others attending the 4-H Fair will be required to purchase an admission ticket to enter.

Carroll: Gate admission will be charged starting on Tuesday of the fair.

Lee: Admission will be charged for entrance into the fairgrounds.

Whiteside: No admission is needed.

Animal Exhibits

17. Animal health requirements are listed on page 8.

18. Exhibitors are responsible for their own animals. 4-H exhibitors showing animals will be familiar with and practice proper care and showing of the animal species.

19. 4-Hers must exhibit projects in the correct class at the proper time. 4-H members are responsible for knowing show order and being in the class at the proper time.

20. Due to conflicts with livestock judging times, another registered 4-H member from the same county may show a member's animal project.

Premiums

21. Exhibitors will receive premiums for *one entry per class*.
22. *County* projects will not be paid a premium.

Tax Implications for Prizes, Gifts, or Awards

Program participants (including minors) will be required to provide their social security number or foreign national tax ID number prior to receiving a premium, prize, gift, or award to ensure proper IRS reporting as required by law. This sensitive information is kept confidential and handled through security protected software. Participants will not be eligible for a premium, prize, gift, or award if social security or foreign national tax ID information is not provided.

4-H Premium Information

The Department of Agriculture shall use its best efforts to secure sufficient appropriations to fund premiums. **In any year for which the General Assembly of the State of Illinois fails to make an appropriation sufficient to pay such premiums, premium amounts may not be accurately reflected in this Premium Book.**

4-H premiums will be paid using the X-factor. The X-factor system insures that all monies available for premiums are distributed to those 4-H members who exhibited their projects. *X-factors are unit value figures and not dollars and cents.* Premiums may not be awarded in every project area. At the conclusion of the 4-H Fair, the computer tallies a total number of X's awarded. The total of X's is divided into the amount of premium money available from the State Agriculture Premium Fund. Premiums will be distributed at the following levels:

- Level 1 – Livestock exhibit classes including dogs and cats: Blue = 7X, Red=5 X, White 3X
Level 2 – All non-livestock classes including Animal Science: Blue = 5X, Red=3X, White 1X

Grievance Procedures

Concerns and questions should be addressed to the Extension staff. Direct concerns to the Unit County Director, Unit Educator, or County Program Coordinator.

State 4-H Fair Policies and Rules- see below

State Fair Date: FRIDAY, August 13, 2021

STATE FAIR POLICIES & RULES

EXHIBITORS:

1. Exhibitors must have been pre-selected by their county 4-H Extension program as a state fair exhibitor.
2. Exhibitors must be currently enrolled as a 4-H member and have been at least 8 years old as of September 1, 2020. Parents and leaders should make provisions for the adequate care and supervision of exhibitors.
3. Exhibitors must be enrolled in the project or have participated in the activity in which they are exhibiting during the current year. Due to the nature of the conference judging process, exhibitors must be present with the exhibit on their assigned county exhibition day. Scheduling adjustments for religious reasons may be requested by contacting the Illinois State 4-H Office@illinois4H@illinois.edu by August 1, 2021.

4. Exhibitors must be present for judging. No Skype or Face Time sessions will be allowed. If a 4-H member needs a reasonable accommodation to participate in the General Project Show, please contact the Illinois State 4-H Office @ illinois4H@illinois.edu by August 1, 2021.

ENTRY PROCEDURE:

5. Local Extension offices will make all entries for their 4-H members via 4-H Online by August 1, 2021. Counties needing permission for late entries after August 1 (due to late local shows) should contact Dan Horn at the State 4-H Office in writing by July 15, 2021.
6. Each county may make the number of entries allowed in each area as stated. Counties with more than 500 members are allowed 12 additional exhibits/exhibitors for state fair. These additional exhibits may be entered in any class/classes of the county's choosing. Current enrollment figures should be used to determine entry numbers. Multi-county Extension units have the option of combining enrollments from all counties within the unit to determine a total number of entries, using the quota systems. This procedure, if used, must be used for ALL State Fair class entries from that multi-county unit.

GENERAL EXHIBIT GUIDELINES:

7. All exhibits must be products of the current 4-H year (September 1, 2020 - August 9, 2021). The same product that is selected at the county level must be the one exhibited at the State Fair (except for Food & Nutrition (must be the same recipe), Crops, Floriculture, and Vegetable Gardening exhibits (must be the same specie/type (i.e. slicing tomatoes, snap beans, onions, etc.)). Modifications can be made to the original county exhibit to meet State Fair class requirements or to incorporate suggested improvements made by the local judge. Determination of exhibit eligibility rests solely with the University of Illinois Extension Assistant Dean and Director, 4-H and designated persons.
8. A 4-H member may enter only one individual exhibit and one group exhibit in the 4-H General Project Show. This also applies to exhibitors who are enrolled in projects in two different counties. If they are identified as a state fair delegate in two counties, they will have to choose one individual and/or group project to exhibit.
9. Exhibits illustrating inappropriate subject matter and/or graphics are not acceptable. The Superintendents reserve the right to remove exhibits deemed inappropriate or dangerous for youth audiences. The content of any 4-H competitive presentation does not necessarily reflect the beliefs or views of the Illinois State Fair or the University of Illinois Extension 4-H program.
10. Some exhibit areas may have size limitations. Read the descriptions carefully. Please choose a display size which is most appropriate for the exhibit you are bringing. Larger does not always mean better; use good judgment in creating your exhibit. Exhibitors will need to carry their project from the distant parking lots on the fairgrounds.
11. INNOVATION CLASSES are open to all 4-H members in the project areas listed. Members choosing to exhibit in the Innovation class may be enrolled in any level of the Project they are studying. Members choosing to exhibit in the Innovation class decide the best way to show off their project mastery and knowledge for the year in that project category. Some suggestions are provided for each category, but members may choose any method they want for demonstrating project learning as long as it does not fit in any other class in that category. Only selected projects categories have an Innovation option.
12. READY4LIFE CLASSES (Career & Entrepreneurship Exploration) are open to any 4-H member who was at least 11 by September 1, 2020. Members choosing to exhibit in the Ready 4 Life class may be enrolled in any level of the Project they are studying. Exhibits should show the connection between the project area and related career or business opportunities. Members may choose any

method they want for demonstrating project learning. Counties are eligible to send one Ready 4 Life exhibit for each project category in addition to the total allowed for that division.

EXHIBIT JUDGING PROCEDURE & SCHEDULE:

13. The County Extension office will provide official exhibit tags for all exhibitors prior to the state fair. This entry tag should be completely filled out and securely attached to the exhibit. County exhibit tags and ribbons should be removed.
14. All exhibitors from a county will exhibit the same day (see schedule below). A 4-H member may also show in the junior livestock show, but they must be present at the required time for their general project judging. If possible, attempts will be made to accommodate livestock exhibitors within the judging time span, but no premium will be awarded if the exhibitor misses their judging time.
15. The General Project Exhibit will be held in the Orr Building of the state fairgrounds. Members must drop off their projects any time from 8 to 9:30 a.m. All projects should be in place by 9:30. Judging is scheduled throughout the day. The judging schedule will be posted in each area. Members should check the judging schedule and return to the judging area about 10 minutes before their scheduled judging time. Projects must remain on display throughout the day until 3:30 p.m. All projects must be removed no later than 4:30 daily. If you cannot remain until 3:30, you may make arrangements with another person from your county to pick up your project on your behalf, as long as you provide them your claim ticket.

RECOGNITION:

16. All exhibitors will receive an Award of Excellence ribbon for participating. Approximately 25% of the exhibitors will be awarded Superior awards at the judges' discretion. Judges take into account the display and information provided during the interview in determining Superior awards. Exhibitors who do not follow the exhibit class guidelines and requirements are ineligible to receive a Superior award. The judge's decision that is posted on the official judge's class list is final unless it has been determined that an exhibitor has not followed the guidelines or rules for that exhibit class
17. Premium checks will be awarded to those exhibitors who receive a Superior award. The amount of the individual premium is determined by total number of Superior awards given. Exhibits must remain on display until the posted release time or whenever judging is completed, whichever is later.
18. Premiums offered by Fair in the 4-H division total \$15,000. NOTE: The Department of Agriculture shall use its best efforts to secure sufficient appropriations to fund premiums. In any year for which the General Assembly of the State of Illinois fails to make an appropriation sufficient to pay such premiums, premium amounts may not be accurately reflected in this document.

For Health Requirement Information:

**Illinois Department of Agriculture, Bureau of Animal Health and Welfare
State Fairgrounds P.O. Box 19281, Springfield, IL 62794-9281, Phone (217) 782-4944
2020 Exhibition Livestock Health Requirements, County Fairs
GENERAL REQUIREMENTS - These Exhibition Health Requirements apply to all livestock
present at the fair including those animals that are not entered in competitive events.**

Please visit:

<https://www2.illinois.gov/sites/agr/Animals/AnimalHealth/Pages/fair-exhibition-requirements.aspx>

BEEF DEPARTMENT

Judged: Monday, August 2, 8:00 a.m.
Check-in: Sunday, August 1, 5:00 p.m.
Milledgeville Fairgrounds

BEEF RATE OF GAIN CLASS

1. All steers and market heifers must be weighed between 5:00 p.m. and 6:00 p.m. on Sunday, August 1.
2. Each animal entered must have been born after January 1, 2020. No steer can be shown -- regardless of birth date -- that has permanent teeth showing or evidence thereof.
3. Exhibitors may make unlimited entries in the Beef Department but no more than two (2) entries in any one class.
4. The Beef Committee shall rule on any steer of questionable age or breed.
5. Order of show will be posted on Sunday evening, August 1.
6. 4-H Beef Fair Show is a No Fit Show. Cattle are to be shown in their natural conformation.
7. The penalty for obvious falsification of entries or records will be the barring of that member from exhibiting in from one to all classes entered in the Department and forfeiture of premiums.
8. Exhibitors either found breaking the above rules, prior to entering the ring or while in the ring, will be asked to do the following: Immediately exit the show ring, not show any more cattle at the current beef show, and lose all premiums in the Beef Division.
9. Exhibitors may not remove exhibits from the grounds until all beef are through showing for the day and the department's officials release them. Premium money will be withheld if this is not followed or if the stalls are not cleaned and gates removed as directed by the superintendents.
10. For Champion and Reserve Champion Class in each breed, all A-1 and A-2 placing animals must be brought into the ring for judging.

On February 6, at the beef weigh-in you will nominate your beef steers or market heifers and have them weighed and tattooed. This is the only day you will be able to weigh & nominate animals.

At the 4-H fair for the Rate of Gain class:

Your animals will weigh-in on Sunday night at the specified time – see schedule

Animals will be shown at halter. It is a no fit show.

Rate-of-Gain classes will be divided by weight (depending on number of entries.)

Classes will be arranged by order of rate-of-gain (highest-first; lowest-last) to start class.

Rate-of-Gain calves will be judged on 50% visual and 50% performance data.

Only steers & market heifers are allowed to show in the rate-of-gain class.

BEEF BREEDING CLASS

Department Rules: See General 4-H, Livestock, and Health Rules.

1. All animals must be on the grounds by 5:00 p.m. on Sunday, August 1.
2. Judging will be on Monday, August 2. Order of show will be determined on Sunday evening.
3. Registration papers must be presented to department officials for all purebred classes. All animals must be registered in the owner's name only.
4. All registered animals must be in the exhibitor's name by June 1, 2021.
5. The 4-H Beef Show is a No Fit Show. Cattle are to be shown in their natural conformation.
6. Exhibitors found breaking the above rules, either prior to entering the ring or while in the ring, will be asked to immediately exit the show ring and not show any more cattle at current beef show.
7. A Champion and Reserve Champion female will be chosen for each breed from the first and second blue winners in each class. All qualifying animals must report to the ring when announced.

8. Class birth dates are as follows:
 - Junior heifer calf ... born between January 1, 2021 and April 30, 2021.*
 - Senior heifer calf ... born between September 1, 2020 and December 31, 2020.*
 - Summer yearling heifer ... born between May 1, 2020 and August 31, 2020.*
 - Spring yearling heifer born between March 1, 2020 and April 30, 2020.*
 - Junior yearling heifer born between January 1, 2020 and February 28, 2020.*
 - Senior Yearling Heiferborn between September 1, 2019 – December 31, 2019*
 - Cow-calfCow any age; calf any sex, born January 1, 2021 or after*
 - Bull Calf.....Born between January 1, 2021 and April 30, 2021*
9. Club Group of Three: Beef Breeding and Beef Feeding Club Group Judging will be combined into one class. Club Groups can be made up of Breeding animals, Feeding animals or a combination of both. There can be no more than two calves owned by one 4-H'er. Club Groups can also be made up of three Bucket calves (will be judged separately).
10. Exhibitors may not remove exhibits from the grounds until all beef are through showing for the day and they are released by the department officials.
11. Showmanship classes for beef will be divided into three (3) age divisions. They are: Jr. Division 8 - 11 year olds; Intermediate 12 - 15 year olds; Sr. Division 16 - 18 year olds. All ages as of September 1, 2020.

BREED DIVISION

| Department Classes: | <u>All Other</u> | <u>Angus</u> | <u>Crossbred</u> | <u>Hereford</u> | <u>Shorthorn</u> | <u>Simmental</u> |
|------------------------|-------------------|--------------|------------------|-----------------|------------------|------------------|
| | <u>Registered</u> | | | | | |
| Junior Heifer Calf | B-11 | B-17 | B-23 | B-29 | B-35 | B-41 |
| Senior Heifer Calf | B-12 | B-18 | B-24 | B-30 | B-36 | B-42 |
| Summer Yearling Heifer | B-13 | B-19 | B-25 | B-31 | B-37 | B-43 |
| Spring Yearling Heifer | B-14 | B-20 | B-26 | B-32 | B-38 | B-44 |
| Junior Yearling Heifer | B-15 | B-21 | B-27 | B-33 | B-39 | B-45 |
| Senior Yearling Heifer | B-16 | B-22 | B-28 | B-34 | B-40 | B-46 |

A Grand Champion and Reserve Grand Champion Heifer Overall will be selected from the above divisions.

| | | | | | | |
|----------|------|------|------|------|------|------|
| Cow-Calf | B-47 | B-48 | B-49 | B-50 | B-51 | B-52 |
|----------|------|------|------|------|------|------|

A Grand Champion and Reserve Grand Champion Cow-Calf Pair Overall will be selected from all A-1 winners from the above divisions

BEEF CARCASS CLASS

Department Rules: See General 4-H, Livestock and Health Rules

1. 4-H member must be enrolled in the Beef Feeding project, weighed and tattooed the calves on February 6, 2021.
2. Animals will not be judged on appearance. Results based on rate-of-gain and carcass judging.
3. Health certificates are not needed for carcass entries.
4. Each exhibitor may deliver one animal in quality meats class for judging.
5. Steers or heifers – 1,100 pounds live weight minimum when delivered. Animals not meeting this weight will not be killed and are ineligible.
6. Official carcass weight will be the pay weight for carcasses sold at the auction for the Champion & Reserve Champion carcasses.
7. All animals will be taken to Johnson's Processing Plant in Chadwick for slaughtering and cooling the last week of July. Exhibitor will be notified of weigh-in location & time.
8. Beef taken to Johnson's is the responsibility of the owner. Champion & Reserve Champion carcasses will have the option to sell at the Auction on Monday night of Fair week. All other carcasses should be sold privately or put in one's own freezer. Arrangements need to be made prior to going to the locker. Everyone is in charge of their own processing fee except for the Champion & Reserve Champion carcass

- if they chose to sell at the 4-H Auction.
9. Animals will be judged on the rail and cut-out data collected end of July.
 10. Steers or heifers will be judged on a maximum yield grade of 3.99 and minimum quality grade of high select (S+). Carcass gain per day will be used in determination of rankings.
 11. 2021 Ownership Deadlines – all quality animals must be owned by the member by February 1.

Department Class: Beef Carcass

BEEF FEEDING DEPARTMENT

Department Rules: See General 4-H, Livestock and Health Rules

1. All steers and market heifers must be weighed between 5:00 p.m. and 6:00 p.m., on Sunday, August 1
2. Each animal entered must have been born after January 1, 2020. No steer can be shown -- regardless of birth date -- that has permanent teeth showing or evidence thereof.
3. Exhibitors may make unlimited entries in the Beef Feeding Department but no more than two (2) entries in any one weight class.
4. The Beef Feeding Committee shall rule on any steer of questionable age or breed.
5. Order of show will be posted on Sunday evening, August 1.
6. Market heifers of all breeds will be shown together unless there are more than 15 head.
7. 4-H Beef Fair Show is a No Fit Show. Cattle are to be shown in their natural conformation.
8. The penalty for obvious falsification of entries or records will be the barring of that member from exhibiting in from one to all classes entered in the Department and forfeiture of premiums.
9. Exhibitors either found breaking the above rules, prior to entering the ring or while in the ring, will be asked to do the following: Immediately exit the show ring, not show any more cattle at the current beef show, and lose all premiums in the Beef Division.
10. Exhibitors may not remove exhibits from the grounds until all beef are through showing for the day and the department's officials release them.
11. For Champion and Reserve Champion Class in each breed, all A-1 and A-2 placing animals must be brought into the ring for judging.
12. Showmanship classes for beef will be divided into three (3) age divisions. They are: Jr. Division 8 - 11 year olds; Intermediate 12 - 15 year olds; Sr. Division 16 - 18 year olds. All ages as of September 1, 2020.

Department Classes: All Other Registered Breeds Angus Crossbred Hereford
 Market Heifer Shorthorn Simmental

NOTE: Champion and Reserve Champion ribbons and/or awards will be given in each of the divisions listed. Entries without competition in their division will be eligible for Champion & Reserve Champion ribbons only – at the judge's discretion.

BUCKET CALF PROJECT

Department Rules: See General 4-H and Livestock Rules

1. All Beef Bucket Calf Project animals must be on the grounds by 7:30 a.m., Monday, August 2. All Dairy Bucket Calf Project animals must be on the grounds by 8:30 a.m., Thursday, August 5.
2. Calf must have been born between January 1 and June 1, 2021.
3. Calves will be shown at halter.
4. **Completed Livestock Project Record sheets need to be turned into the Beef Committee at the registration table prior to or by the 7:45 a.m. deadline on Monday.** The 4-H'ers will speak with the

Beef Committee one-on-one prior to judging their records, starting at approximately 7:45 a.m. This will take place at the registration table, located in the show ring.

Completed Livestock Project Record sheets need to be turned into the Dairy Committee at the registration table prior to the show or by the 8:45 a.m. deadline on Thursday.

5. Judging will be done by conference method.
6. There will be a space available in the beef and dairy barn for tie-up.
7. Final ranking will be based on 4-H'ers knowledge of the calf (50%), completed record sheets (25%), and general health and appearance of the calf (25%).
8. Judging at halter will take place following the Beef Breeding class on Monday, August 2, for beef. Dairy bucket calf will be judged at 9:00 a.m., on Thursday, August 5, before the dairy showmanship classes. Plaques will be awarded in each Department (beef & dairy).
9. Projects can only be shown in the Bucket Calf class. Each 4-H'er can only exhibit one animal per class.
10. Grooming with adhesives, etc., and clipping are prohibited. Calf just needs to be washed and clean.
11. Bucket calf 4-H'ers may exhibit in the showmanship class and the club group of three (3).
12. Bucket calves must be off the cow by June 1st. Bucket calves must be bottle fed, unless calf is born after April 1.

Department Classes:

BEEF 8 - 12 Year Olds

DAIRY 8 - 12 Year Olds

CAT CARE

Judged: Friday, July 9 at 2:00pm

Check-in: Friday, July 9 at 1:45pm

Green Building

Exhibit completed project book and cat. Cat will be judged on condition and care as indicated by coat, skin, weight, eyes, mouth, ears and feet. Judge will also consider completion and neatness of project book.

Rules:

1. No cats allowed in horse or livestock barns.
2. Cats should be shown on a leash. Do not exhibit cat in cage.
3. Cats must be vaccinated for feline distemper and rabies.

Classes:

Purr-fect

Climbing Up

Cat Connections

Second Cat

Kitten (3 months - 8 months; if over 8 months, need to show as an adult)

50137 ANIMAL SCIENCE CAT READY4LIFE CHALLENGE-

(Open to 11- to 18-year-olds enrolled in any Cat project) Exhibits in this category must include the following: a) a physical representation of the career or business product such as a model, prototype or display/portfolio that includes images of accomplished work; b) verbal or written explanations that demonstrate knowledge of the related career or business fields, potential careers, and the appropriate requirements for achievement in those fields. The judging criteria for this class values thoroughness of career and/or business exploration and pursuit above the workmanship of the physical specimen on display.

DAIRY DEPARTMENT

Judged: Thursday, August 5, 9:00 a.m.
Check-in: Thursday, August 5, 8:30 a.m.
Milledgeville Fairgrounds

Department Rules: See General 4-H, Livestock and Health Rules

1. Dairy Bucket Calf record sheets due to registration table 20 minutes ahead of show time on Thursday, August 5, 2021. Show starts at 9:00 a.m. We encourage you to register for the county dairy show. All breeds and ages will show on Thursday at 9:00 a.m.
2. Health papers must be presented to the department officials upon arrival.
3. Registration certificates must be in the 4-H'ers name only & be presented for all purebred animals.
4. Exhibitors may have unlimited entries in the department, but no more than two entries in any one class.
5. Club Group of Three - There must be at least two exhibitors and not more than one entry per club.
6. Birth dates for classes are as follows:
 - Spring Calf - calved on or between March 1, 2021 and May 31, 2021.*
 - Winter Calf - calved on or between December 1, 2020 and February 28, 2021.*
 - Fall Calf - calved on or between September 1, 2020 and November 30, 2020.*
 - Summer Heifer - calved on or between June 1, 2020 and August 31, 2020.*
 - Spring Yearling - born on or between March 1, 2020 and May 31, 2020.*
 - Winter Yearling - born on or between December 1, 2019 and February 28, 2020.*
 - Fall Yearling - born on or between September 1, 2019 and November 30, 2019.*
 - 2-year-old - born on or between September 1, 2018 and August 31, 2019.*
 - 3-4 year-old - born on or between September 1, 2017 and August 31, 2019.*
 - 5-year-old and older - born before September 1, 2016.*
7. Order of showing will follow county Dairy Show.
8. There will be a Junior and Senior Champion and Reserve Champion ribbon and a Grand and Reserve Grand in Holstein and Colored Breed classes - at the judge's discretion and depending on number of entries.
9. Showmanship Classes: Jr. Showmanship 8-13 years-old; Sr. Showmanship 14-18 years-old. All ages as of September 1, 2020.

Department Classes:

| | Brown | | | | | |
|-------------------|--------------|-----------------|---------------|-----------------|-----------------|--------------|
| | <u>Swiss</u> | <u>Guernsey</u> | <u>Jersey</u> | <u>Ayrshire</u> | <u>Holstein</u> | <u>Other</u> |
| Spring Calf | D-01 | D-11 | D-21 | D-31 | D-41 | D-51 |
| Winter Calf | D-02 | D-12 | D-22 | D-32 | D-42 | D-52 |
| Fall Calf | D-03 | D-13 | D-23 | D-33 | D-43 | D-53 |
| Summer Heifer | D-04 | D-14 | D-24 | D-34 | D-44 | D-54 |
| Spring Yearling | D-05 | D-15 | D-25 | D-35 | D-45 | D-55 |
| Winter Yearling | D-06 | D-16 | D-26 | D-36 | D-46 | D-56 |
| Fall Yearling | D-07 | D-17 | D-27 | D-37 | D-47 | D-57 |
| 2 Yr. Old Cow | D-08 | D-18 | D-28 | D-38 | D-48 | D-58 |
| 3 & 4 Yr. Old Cow | D-09 | D-19 | D-29 | D-39 | D-49 | D-59 |
| Aged Cow | D-10 | D-20 | D-30 | D-40 | D-50 | D-60 |

Dry Cow Class - All ages and breeds - D-61

Bucket Calf 8-12 years-olds

50137 ANIMAL SCIENCE DAIRY CATLE READY4LIFE CHALLENGE- (Open to 11- to 18-year-olds enrolled in any Dairy Cattle project) Exhibits in this category must include the following: a) a physical representation of the career or business product such as a model, prototype or

display/portfolio that includes images of accomplished work; b) verbal or written explanations that demonstrate knowledge of the related career or business fields, potential careers, and the appropriate requirements for achievement in those fields. The judging criteria for this class values thoroughness of career and/or business exploration and pursuit above the workmanship of the physical specimen on display.

DOG DEPARTMENT

**Judged: Friday, June 25, 2:00 p.m. &
Saturday, June 26, 9:00 a.m.**

**Check-in: Friday, June 25 at 1:30 p.m.
Saturday, June 26, 8:00-8:30 a.m.**

Held at Granny Rose K-9 Enrichment Center, Dixon

Entries due June 1

Rules:

1. All rules (pages 6-10) apply.
2. Dogs must have correct training equipment such as a flat buckle collar or a choker collar and 6-foot leather or nylon lead to enter obedience classes. Harnesses will not be allowed in the obedience classes. **NO PRONG COLLARS**
3. 4-H'ers and dogs entered in the "Beginner I" or "Beginner II" obedience class must have written proof (form signed by trainer) of at least 6 sessions of obedience training. Training for agility is recommended, but not required.
4. All dogs must be current on vaccinations and owners must present a copy of those vaccination records and signed certificate from the vet (within 30 days of show) Please present these forms at check-in for each dog entry certifying dog has had current rabies, distemper-hepatitis-leptospirosis and parvo inoculations.
5. Dogs must be on a leash at all times unless crated.
6. Dogs not registered to compete will not allowed in the building.
7. Exhibitors are responsible for bringing any supplies they wish to have on hand; including, but not limited to: water bowls, soft treats, grooming supplies, and crates. Exhibitors should also consider bringing their own seating as limited chairs will be available. Concessions will be available for purchase.
8. Dogs in season will not be permitted to show.
9. Unruly or aggressive dogs will not be allowed to show and may be excused by the superintendent and/or judge.
10. No treats are allowed in the ring or to be given during judging.
11. A runoff will be held in case of a tie for total score.
12. Clean-up equipment will be available. You must clean up after your own dog.
13. Show Awards may be presented to: Grand Champion Jr. Dog Showmanship
Grand Champion Sr. Dog Showmanship
14. Individual County awards will be presented to: Champion Jr. Dog Showmanship
Champion Sr. Dog Showmanship

Friday, June 25 Starting at 2:00 p.m.

Show Order:

- Costume Class
- Junior Showmanship
- Beginner 1 & 2 Obedience
- Junior Dog Care and Grooming (judged throughout afternoon)

Saturday, June 26 Starting at 9:00 a.m.

Show Order:

- Agility
- Costume Class
- Obedience- Higher Levels
- Rally
- Senior Showmanship
- Senior Care and Grooming (judged all through day after costume class)

Care and Grooming Division Classes:

1. Youth should have knowledge of breed standards of their dog, elementary dog anatomy, and knowledge of your dog. (The judge has the right to question exhibitors in one or all of these areas.)
2. If dog is groomed by professional groomer, exhibitor should knowledgeable of grooming procedure as well as the daily or weekly grooming needs performed by the exhibitor.

D101 Care and Grooming—Junior Class - youth ages 8 - 13 as of Sept. 1 of the current 4-H year

D102 Care and Grooming—Senior Class - youth ages 14-18 as of Sept. 1 of the current 4-H year

Agility Division Classes:

1. Youth may only enter one Agility Class for each dog being shown.
2. Agility classes may be subdivided by dog shoulder height into 8", 12", or 16" classes depending on number of entries. Dogs under a year of age will jump at the next lower height.
3. Dogs are only eligible for Agility On Leash for 2 years before they must advance to Agility Off Leash.

D103 Agility On Leash –

Dogs will be led by handler through an obstacle course. They will be judged on their ability to maneuver through the obstacles. No choke collars may be used: only flat buckle collars.

D104 Agility Off Leash –

Dogs will be judged on their ability to navigate course and maneuver through obstacles while off leash.

D105 Costume Class:

1. Dog and handler to be dressed in costume.
2. Dog will be dressed at show time ONLY to avoid the risk of dog overheating.
3. As soon as the class is finished, the costume will be removed from dog and handler.
4. Dog must enter and exit the ring on leash.
5. Exhibitor will be judged on the thought and creativity put into the costume for the dog and handler.

Showmanship Division Classes:

1. Exhibitors will be judged on handling skill. Exhibitors should have appropriate “show” lead for their dogs.
2. The 4-H'er winning Champion Jr. & Sr. Showmanship classes at the Multi-county show may represent Whiteside County at the State Fair 4-H Dog Show. If the Champions are unable to attend, the alternate may represent the county.

D106 Junior Dog Showmanship – for handlers ages 8-13, as of September 1, of current 4-H year.

D107 Senior Dog Showmanship – for handlers ages 14 and older, as of September 1, of current 4-H year.

Obedience Division Classes:

1. Inexperienced handler refers to exhibitors who has not previously shown dogs. Inexperienced dogs refers to dogs who have not been trained before this year.
2. Handler and dog teams may only enter Beginner I class for one year, then must move to Beginner II. Handler and Dog teams may only enter Beginner II for one year, then must move to Graduate Beginner. In all other obedience classes, dogs qualifying the previous year must advance to the next class, with a maximum of two years in any one class.
3. AKC rules will be used as a guideline for judging. Maximum 200 points per class.
4. Either a command or signal may be given when the dog is to be in motion. A command and/or signal may be given when a dog is to stay.
5. Exhibitors planning to enter at the Illinois State Fair in ‘Obedience’ must have a score sheet signed by the judge of the county show certifying the dog scored 170 points for class handler/dog entered at county show.
6. For the Rally class: depending on the number of entries, classes may be combined.

D108 Beginner Novice I—

(For inexperienced handles & inexperienced dogs).

1. Heel on Leash (forward, halt, right turn, left turn, about turn, slow, normal and fast). The last order signifies that the handler and dog must break pace. These orders will be given by utilizing posted signs.....Maximum points 40
2. Figure Eight (on leash).....Maximum points 40
3. Sit for Exam (on leash).....Maximum points 40
4. Sit Stay (walk around ring)Maximum points 40
5. Recall (off leash front/no finish)Maximum points 40

D109 Beginner Novice II—

(For experienced handlers and inexperienced dogs or experienced dogs and inexperienced handlers.)

1. Heel on Leash (forward, halt, right turn, left turn, about turn, slow, normal, and fast). The last order signifies that the handler and dog must break pace. These orders will be given by utilizing posted signs.....Maximum points 40
2. Figure Eight (on leash)Maximum points 40
3. Sit for Exam (on leash)Maximum points 40
4. Sit Stay (walk around ring)Maximum points 40
5. Recall (off leash front/no finish)Maximum points 40

D110 Pre Novice (Graduate Beginner)—

1. Heel on Leash and Figure 8Maximum points 40
2. Stand for Examination (off leash)Maximum points 30
3. Heel Free (off leash)Maximum points 40
4. Recall (off leash with finish)Maximum points 30
5. Sit or Down Stay-Walk around the RingMaximum points 30
6. Sit Stay-Get Your Leash (off leash)Maximum points 30

D111 Novice—

1. Heel on Leash and Figure 8 (on leash)Maximum points 40
2. Stand for Examination (off leash)Maximum points 30
3. Heel Free (off leash)Maximum points 40
4. Recall (off leash).....Maximum points 30
5. Sit Stay – Get your leash (off leash)Maximum points 30
6. Group Exercise – Sit & Down Stay (on leash)Maximum points 30

D112 Graduate Novice (Advanced Novice) –

1. Heel Free and Figure 8 (off leash)Maximum points 40
2. Drop on RecallMaximum points 40
3. Dumbbell RecallMaximum points 30
4. Dumbbell Recall over High JumpMaximum points 30
5. Recall over Broad JumpMaximum points 30
6. Stay-Get your leash (sit, Down)Maximum points 30

D113 Pre-Open-

1. Heel Free and Figure 8Maximum points 40
2. Command Discrimination (Stand, Down, SitMaximum points 30
3. Drop on RecallMaximum points 30
4. Retrieve on FlatMaximum points 20
5. Retrieve over High JumpMaximum points 30
6. Broad JumpMaximum points 20
7. Stay-Get your leash (Sit, Down)Maximum points 30

D114 Open –

1. Heel Free and Figure 8Maximum points 40
2. Command Discrimination (Stand, Down, Sit)Maximum points 30
3. Drop on RecallMaximum points 30
4. Retrieve on FlatMaximum points 20
5. Retrieve over High JumpMaximum points 30
6. Broad JumpMaximum points 20
7. Stay-Get your leash (Sit, Down)Maximum points 30

D115 Graduate open (Pre-Utility)–

1. Signal ExerciseMaximum points 40
2. Scent DiscriminationMaximum points 30
3. Go OutMaximum points 30
4. Directed JumpingMaximum points 40
5. Moving Stand and ExaminationMaximum points 30
6. Directed RetrieveMaximum points 30

D116 Pre-Utility–

1. Signal ExerciseMaximum points 40
2. Scent Discrimination Article #1.....Maximum points 30

3. Scent Discrimination Article #2Maximum points 30
4. Directed RetrieveMaximum points 30
5. Moving Stand & ExaminationMaximum points 30
6. Directed JumpingMaximum points 40

D117 Utility-

1. Signal ExerciseMaximum points 40
2. Scent Discrimination Article #1Maximum points 30
3. Scent Discrimination Article #2Maximum points 30
4. Directed RetrieveMaximum points 30
5. Moving, Stand and ExaminationMaximum points 30
6. Directed JumpingMaximum points 40

Rally Division Classes:

1. The handler is guided through the course by numbered signs, which tell the handler what exercise is to be performed. For Rally Novice there will be 10 to 15 signs or stations as well as a “Start” and a “Finish” sign.
2. Participants will have a chance to walk course before class begins.
3. Unlimited communication is allowed, however, touching the dog is not.
4. Time to complete the course will be used in case of a tie.

D118 Rally Novice —

10-15 signs are used (not including start and finish). 3-7 of the signs must be “stationary” signs. Performed on leash.

D119 Rally Intermediate —

12-17 signs are used (not including start and finish). 3-7 of the signs must be “stationary” signs. At least 3 “advanced” signs. Performed on leash.

D120 Rally Advanced —

12-17 signs are used (not including start and finish). 3-7 of the signs must be “stationary” signs. At least 3 “advanced” signs. Dog must jump once. Performed **off leash**.

D121 Rally Excellent —

15-20 signs are used (not including start, finish, or call marker). Dog must jump twice. 2 or more of the signs must be “advanced” signs. 3 or more of the signs must be “excellent” signs. Must include a “Sit Stay” sign. Performed **off leash**. Cannot pat leg or clap hands for encouragement.

50135 DOG ANIMAL SCIENCE-(Shown on General Projects Day on July 13) Prepare a display focusing on any activity related to the Animal project you chose. Demonstrate the skills and knowledge you have gained through the animal project you studied. The exhibit may include, but isn’t limited to, original works, objects, demonstrations, digital presentations, programs, websites, games, apps, performances, or posters which you have made. Choose whatever method best shows what you have learned. You must furnish any equipment you need for your exhibit. Internet service will not be provided for the exhibit. All exhibits must include something visual, such as a printed copy of a digital presentation, which will remain on display during the exhibition. Electronic equipment will only be used during your personal judging time and will not remain on display during the entire exhibit period. Live animals are not permitted as exhibits in this area. For safety reasons, exhibits cannot include glass, syringes with needles or any other sharp objects.

GOAT DEPARTMENT

Judged: Monday, August 2, 12:30 p.m.

Check-in: Monday, August 2, 12:00 p.m.

Milledgeville Fairgrounds

Department Rules: See General 4-H, Livestock and Health Rules

1. All goat entries must be on the grounds by noon on Monday, August 3. Judging will begin at 12:30 p.m. Goats will be housed in the Sheep Barn.
2. There may be eight (10) entries in the department, but no more than two entries in any one class.
3. Goats must be broke to lead and will show in the ring.
4. Order of showing will follow the order listed in the fairbook.
5. Champion and Reserve Champion ribbons will be given only if the exhibit is of high enough quality. Ribbons will be awarded to Grand Champion doe and buck if there are enough entries to have competition.
6. Junior Showmanship (8 -13), and Senior Showmanship (14 - 18) members will be competing for plaques, if there is competition. Ages are as of September 1, 2020.
7. Club Group of Three must have two exhibitors with not more than one entry per club.
8. Goats must be tied, or pens will be available in the Sheep Barn.
9. Preferred show attire should be show whites (white shirt and pants), however black pants (not blue jeans) will be acceptable.
10. No Pygmy/Dairy cross goats can be exhibited in Pygmy classes.
11. Dairy goats must be groomed (shaved) properly and must be dehorned

Department Classes:

Meat Goat Classes:

Jr. Kid – Born on or after April 1, 2021
Intermediate Kid – Born March 1 – March 31, 2021
Sr. Kid – Born January 1 – February 28, 2021
Meat Doe Under 1-yr of age
Meat Doe 1-yr and under 2-yrs of age
Meat Doe 2-yrs and under 3-yrs of age
Meat Doe 3 and 4-yrs of age
Meat Doe 5-yrs of age and older
Meat Wether Class – (includes Meat Goats & Dairy/Meat Cross)
(needs to be castrated by June 1, 2021)

Dairy Goat Classes:

Alpine, LaMancha, Nubian, Saanen, AOP & Grade

Jr. Kid – Born on or after April 1, 2021
Intermediate Kid – Born March 1 – March 31, 2021
Sr. Kid – Born January 1 – February 28, 2021
Dry Yearling - Under 2 years
Milking Yearling - under 2 years Born after 8/2/19
Milking – 2 years and under 3 years Born 8/2/17 to 8/1/19
Milking - 3 years and under 5 years Born 8/2/15 to 8/1/18
Milking - 5 years and over Born after 8/2/16
Dairy Market Wether – Born after 1/1/21

- All grade and registration papers must comply with ADGA Sanction Show requirements.
- Exhibitors must be listed as owner on registration papers. For Does under 6 months of age, an official stamped duplicate must accompany animal.
- Substitutions are allowed within a class up to time of check-in.
- The box "E" does not have to be used for Wether tattooing; the use of an identification number is sufficient.
- Wethers need not be registered.
- Wethers may not be crossbred (Must exhibit breed character of exhibitor's herd).

Pygmy Goat Classes:

Pygmy Goat – under 2 years (Female)
2 to 6 months of age
7 months to 1 yr of age
1 to 2 years of age
Pygmy Goat – over 2 year (Female only)
Pygmy Goat wether class
(needs to be castrated by June 1, 2021)

Fainting Goat Classes:

Fainting Goat – under 2 years (Female)
2 to 6 months of age
7 months to 1 year of age
1 to 2 years of age
Fainting Goat – over 2 years (Female)
Fainting Goat wether class
All Other Kinds of Goats:
Other

HORSE AND PONY DEPARTMENT

Judged: Thursday, July 8, 8:30 a.m.

Check-in: Thursday, July 8, 8:00a.m.

RAIN DATE: Sunday, July 11, 8:30 a.m. (ONLY rain date)

Rules:

Exhibitors MUST notify the horse committee of any scratches BEFORE the horse show.

1. Horse must be owned or leased before May 15, 2021.
2. Observe all health regulations. COGGINS TESTS MAY BE CHECKED!
3. A.Q.H.A rules are guidelines for specific classes.
4. ATTENTION: Horses and ponies may be exercised in the infield only; not on any other area at fairgrounds. Caution must be used around spectators
5. NO TRANQUILIZERS SHALL BE PERMITTED.
6. Horses and ponies will be judged on conformation, training, posing, and temperament.
7. No stallions over one year of age will be allowed to exhibit.
8. The steward/judges reserve the right to screen and divide class at the gate before the show.
9. Any horse is considered one year old after the first of January – born the year before.
10. **NO CHANGING OF CLASSES WILL BE ALLOWED AFTER JUNE 11, 2021. NO WITHDRAWING FROM CLASSES THE DAY OF SHOW – ONLY EXCEPTION IS ILLNESS OR INJURY.**
11. **UPON REQUEST** all animals will be measured from the highest point of the withers to the GROUND. Ponies will measure UNDER 58 inches and horses will measure 58 inches and over, if requested.
12. Unsportsmanlike conduct by an exhibitor may be grounds for disqualification by the steward or committee.
13. Trophy classes are NOT eligible for Grand Champion Pleasure Horse.
14. A variety of trail class obstacles, showmanship, and horsemanship patterns will be available from the Extension office or a member of the horse committee by June 1 each year, when possible. The final pattern for the events will be given the morning of the horse show.
15. If you show your horse/pony in Walk-Trot Pleasure you cannot show the same horse/pony in any other pleasure class.
16. You may only show in one Horsemanship class.
17. Contact a committee member prior to registration if you have any conflicts. Contact a committee member prior to show if you have any complaints.
18. Exhibitors must have provided two profile pictures and one headshot of 4-H horse/pony to the Extension Office by May 15, 2021, for identification purposes if you plan to go to state show.
19. If the horse, for which you entered leases/ownership papers, has an unexpected illness, injury or death you may bring a vet's notice, along with new pictures and paperwork to the Whiteside County Extension Office on a substitute horse. This rule only qualifies for Whiteside County 4-H Show.
20. Appropriate attire for classes entered. Hats and boots are mandatory.
21. Two exhibitors may not ride the same horse in the same class, unless different ages.
22. Harness Hitch Class – it is required that an adult rider is along.
23. Do not park horse trailers with or without horses tied to them, on track, around wash racks or dairy and horse barn.
24. There will be a "Judges Choice" Award given. This award will be given to the individual who shows outstanding sportsmanship, care for animal or care for other 4-H'ers; or in some way "stands out" to the judge during the day.
25. **First** and **Second** place winners in each class with a (***) by them, return to the ring when called by the judge to compete for Grand Champion Performance Horse or Pony or Halter Horse.
26. **Helmets will be required when mounted and riding in the show ring at the Whiteside County 4-H Horse Show!** Helmets will be required when mounted on horse at the 2021 Illinois State Fair.

27. All horse classes will only be allowed to show one horse. Only exception will be for the speed event in which a 4-H'er may enter two.
28. If a tack change is needed, you will need to notify the clerk table before the class to ask for tack change time. Gate will be held until tack change is complete, but no more than 5 minutes.
29. All Illinois Equine (horses, ponies, mules, donkeys, etc.) 12 months and older participating in an advertised equine event ("Advertised equine event" means a show, rodeo, exhibition, trail ride, or horse fair, excluding sales or auctions, that is posted or media promoted) shall be accompanied by a NEGATIVE TEST for equine Infectious Anemia/E.I.A. (Coggins/ELISA) conducted within one (1) year. A health certificate (certificate of veterinary inspection) is not required for Illinois equine.

Classes and show order:

For descriptions of the classes, how each class is to be judged, and details about the trail class, etc., refer to the Horse Appendix assigned to 4-H'ers enrolled in horse projects.

Halter Classes:

1. *Pony Halter (under 58")*
 2. *Weanling/Yearling Halter*
 3. *Horse Halter – Non-Quarter type*
 4. *Horse Halter – Quarter type*
 5. *Draft Horse Halter*
 6. *Miniature Horse Halter*
 7. *Mule/donkey Halter*
- Selection of Champion Halter

Showmanship Classes:

8. *Showmanship Senior (ages 14 and older, as of September 1, 2020)*
9. *Showmanship Junior (ages 8-13, as of September 1, 2020)*
10. *Halter Fun Class, all ages (non-riding) – no medal*
11. *Open Harness (pony & horse)*
12. *Bareback Horse*
13. *Bareback Pony*

Break for Lunch

14. *Costume Class*
15. *Trail Class (must have at least 4 participants signed up to hold this class)*

Performance Classes:

16. *Hunter Hack*
17. *Hunter Cross Poles*
18. *Walk-Trot Pleasure (ages 8-13)*
19. *Walk-Trot Pleasure (ages 14 and older)*
20. *Pony Pleasure*
21. ***Gaited Horse Pleasure*
22. ***English Pleasure (ages 8-13)*
23. ***English Pleasure (age 14 and older)*
24. *English Equitation (ages 8-13)*
25. *English Equitation (14 and older)*
26. ***Western Pleasure (ages 8-13)*
27. ***Western Pleasure (ages 14 and older)*
28. *Walk-Trot Horsemanship (ages 8-13)*
29. *Walk-Trot Horsemanship (ages 14 and older)*
30. *Western Horsemanship (ages 8-13)*
31. *Western Horsemanship (ages 14 and older)*

-Selection of Grand Champion and Reserve Champion Performance Horse or Pony
(all first and second places)

32. *Fun Class: Egg-in-spoon*

Speed Events:

33. *Flag Race (ages 8-13)*

34. *Flag Race (ages 14 and older)*

35. *Barrels (ages 8-13)*

36. *Barrels (ages 14 and older)*

37. *Plug Race (ages 8-13)*

38. *Plug Race (ages 14 and older)*

39. *Pole Bending (ages 8-13)*

40. *Pole Bending (ages 14 and older)*

– Selection of High Point Speed Horse or Pony

50137 ANIMAL SCIENCE HORSE READY4LIFE CHALLENGE -Open to 11-to18-year-olds enrolled in any Horse project. Exhibits in this category must include the following: a) a physical representation of the career or business product such as a model, prototype or display/portfolio that includes images of accomplished work; b) verbal or written explanations that demonstrate knowledge of the related career or business fields, potential careers, and the appropriate requirements for achievement in those fields. The judging criteria for this class values thoroughness of career and/or business exploration and pursuit above the workmanship of the physical specimen on display.

POULTRY DEPARTMENT

Judged: Friday, July 9 at 12:00pm

Check-in: Friday, July 9 at 11:45am

Rules:

1. **REQUIRED:** Health declaration from the exhibitor that, to the best of his/her knowledge, the birds are free from any transmittable or infectious disease.
2. Each exhibitor is limited to one entry in each class and to one breed in chick brooding and one breed in egg production.
3. Birds shown in individual classes can be shown in the pen classes.
4. The superintendent and judge will decide if the birds are to be divided into breed classes.
5. Check-in will be TBD

Classes:

Cockerel hatched in 2021 – meat (chickens up to 4 lbs.)

Cockerel hatched in 2021 – meat (chickens over 4 lbs.)

Pullet hatched in 2021– breeding

Pen of Three (cockerel and two pullets hatched in 2020) – breeding

*Market Pen (three cockerels) shown as broilers if under 4 lbs, or roasters if 4 lbs. or over
(hatched in 2021)*

Single Cockerel – breeding

Egg Production Class (pen of three hens)

*Pair of Chickens – bantams and exotics only – (hatched in 2021) – birds to be shown in this class
ONLY, not in any other class*

Breeding Flock Management - mature birds (one male and two females)

*Turkeys (pair of turkeys)**

*All Other Poultry (pair of capons, guineas, pheasants, pigeons, peafowl, doves)**

*Ducks (pair of ducks)**

Exhibit 1 dozen eggs laid by your flock—to be graded (ducks)
Geese (pair of geese)
Exhibit 1 dozen eggs laid by your flock—to be graded (chicken)
NEW- Costume Class

Embryology: Exhibit one bird that you have hatched after January 1 AND the incubating equipment you used. Include a written summary of proper incubating conditions and procedures you used. Calculate the percentage of live hatchlings that you obtained.

* Indicates classes used to select Best Pair of Birds

50136 POULTRY CLOVER CHALLENGE – (Open to 15-18 year olds who are enrolled in the Poultry Clover Challenge project who have completed all levels of the Poultry project) Exhibits in this category should go “above and beyond” what the 4-H project books cover and should represent an accumulation of years of project study. The exhibit may include, but isn’t limited to, original works, objects, demonstrations, digital presentations, programs, websites, games, apps, performances, or posters which you have made. Choose whatever method best shows what you’ve learned. Your exhibit should not fit in the other exhibit options for this project. You must furnish the equipment you need for your exhibit. Internet service will not be provided for the exhibit. All exhibits must include something visual, such as a printed copy of a digital presentation, which will remain on display during the exhibition. Electronic equipment will only be used during your personal judging time and will not remain on display during the entire exhibit period. **The completed Illinois 4-H Clover Challenge Agreement must be presented with the exhibit.**

50137 ANIMAL SCIENCE POULTRY READY4LIFE CHALLENGE- (Open to 11- to 18-year-olds enrolled in any Poultry project) Exhibits in this category must include the following: a) a physical representation of the career or business product such as a model, prototype or display/portfolio that includes images of accomplished work; b) verbal or written explanations that demonstrate knowledge of the related career or business fields, potential careers, and the appropriate requirements for achievement in those fields. The judging criteria for this class values thoroughness of career and/or business exploration and pursuit above the workmanship of the physical specimen on display.

RABBITS

Judged: Friday, July 9 at 4:00pm
Check-in: Friday, July 9 at 3:45pm
Fairs- Poultry Barn

Rules:

1. Advanced registration is required. Entries are due to the Extension Office by June 11, 2021.
2. Diseased rabbits cannot be entered. Rabbits showing and sickness symptoms (runny nose, ear mites, ear canker, wryneck, sore hocks, etc.) will be sent home.
3. Rabbits must be permanently tattooed (in the left ear) at least one week before the show.
4. Purebred eligibility will be determined by the “**Standards of Perfection**” book. The book is available by calling the Extension Office. Rabbits that do not meet the breed standard should be entered into the all other Breeds class.
5. A rabbit that is shown in the market class cannot be shown in a breed class and vice versa. (Example – single fryer as a Junior buck/doe.) A single fryer may come from the meat pen.
6. Senior rabbits are 6 months or older, intermediate rabbits are 6-8 months, Junior rabbits are under 6 months. This rule applies to all classes that have those age groups available.

7. Rabbits entered in the Pet Class cannot be entered in any other class other than Showmanship, fur class, and costume class.
8. An exhibitor may keep his/her in their carrying cage, the area must be cleaned up.
9. Rabbits will be released following the rabbit show.

Class and show order:

- Meat pen (three rabbits not over 5 lbs)
- Single Fryer (one rabbit not over 5 lbs)
 - Selection of Champion Single Pen AND
 - Selection of Champion Meat Pen
- Fancy 3 Class – Non-meat breeds (3 young rabbits 10 weeks to 4 months old)
- 4 Class Rabbit – Senior Buck, Senior Doe, Junior Buck, and Junior Doe.
 - American Fuzzy Lop, American Sable, Harlequin, Lilac, English Lop, French Angora, Havana, Mini-lop, Satin Angora, Mini-Satin, Belgian Hare, Himalayan, Mini-Rex, Britannia Petite, Standard Chinchilla, Holland Lop, Netherland dwarf, Dutch, Dwarf Hotot, Jersey Wooly, Polish, English Spot, Florida White, Tan, Silver Martin, Rhinelander, Silver, Rex.*
 - Selection of 4 Class Senior
 - Selections of 4 Class Junior
 - Selection of Best 4 Class Champion
- 6 Class Rabbit – Senior Buck, Senior Doe, Intermediate Buck, Intermediate Doe, Junior Buck, Junior Doe.
 - Giant Angora, Checkered Giant, Flemish Giant, Beveren, English Lop, Cinnamon, Blanc De Hotot, American Chinchilla, French Lop, Californian, Giant Chinchilla, New Zealand, Champagne D'argent, Cream D'argent, Palomino, Satin.*
 - Selection of 6 Class Senior
 - Selection of 6 Class Intermediate
 - Selection of 6 Class Junior
 - Selection of Best 6 Class Champion
- All other Breeds- Senior Buck, Senior Doe, Intermediate Buck, Intermediate Doe, Junior Buck, Junior Doe
 - Selection of AOB Senior
 - Selection of AOB Intermediate
 - Selection of AOB Junior
 - Selection of Best AOB Champion
 - Selection of Best of Show and Reserve Best of Show Rabbit
- Pet Rabbit Class
- Fur Class
- Costume Class
- Senior Showmanship (14-18)
- Junior Showmanship (8-13)

SHEEP DEPARTMENT

Judged: Monday, August 2, 1:30 p.m.

Check-in: Monday, August 2, 1:00 p.m.

Milledgeville Fairgrounds

Department Rules: See General 4-H, Livestock and Health Rules

1. All sheep entries must be on the grounds by 1:00 p.m., Monday, August 2, 2021. Weighing will occur at 1:00 if needed. Judging will begin at 1:30 p.m. following the goat show.
 2. Registration papers must be presented to department officials for purebred sheep on request. Purebred lambs must be registered or from ewes registered in the name of the 4-H member exhibiting and papers must be presented.
 3. There may be unlimited entries in each division but no more than two in any one class. The pen of two counts as one entry.
 4. The pen of two lambs may include both ewe and ram lambs for the breeding division.
 5. Lambs must have been born on or after September 1, 2020.
 6. Yearlings must have been born between September 1, 2019 and August 31, 2020.
 7. All lambs must be docked & wether lambs must be castrated & shorn; market ewe lambs must be shorn.
 8. Brothers and sisters may show a pen of two (2) in the market lamb division, if their flock is kept together.
 9. Sheep should be blocked or sheared. Market lambs should be slick sheared within five days of the show.
 10. There will be a class for all "Other Purebred Breeds".
 11. Champion ribbons will be given only if the exhibit received a "Blue Rating" and the judge feels that the exhibit is of high enough quality. A Champion and Reserve Champion Ribbon will be given to the purebred ewe and ram classes in each breed and Champion Grade Ewe in the breeding division. Champion black face, the Champion white face, Champion black face pair of lambs, Champion white face pair of lambs in the market lamb division. Grand and Reserve Grand Champion plaque will be given to the Best Ewe & Best Ram over all breeds, market lamb, and pair of market lambs.
9. Each breed will be shown in this order before another breed is shown:
- Ewe Lamb*
 - Yearling or Aged Lamb*
 - Champion and Reserve Champion Ewe*
 - Ram Lamb (purebred)*
 - Yearling or Aged Ram*
 - Champion and Reserve Champion Ram*
 - Pen of Two Breeding Lambs*
- Jr. Showmanship is 8-13 year-olds; Sr. showmanship is 14-18 year-olds as of September 1, 2020.*

SHEEP BREEDING DIVISION

| | Suffolk | Hampshire | Dorset | Shropshire | All Other Breeds |
|-------------------|---------|-----------|--------|------------|------------------|
| Ewe Lamb | S-01 | S-06 | S-11 | S-16 | S-21 |
| Yrlg. or Aged Ewe | S-02 | S-07 | S-12 | S-17 | S-22 |
| Ram lamb | S-03 | S-08 | S-13 | S-18 | S-23 |
| Yrlg. or Aged Ram | S-04 | S-09 | S-14 | S-19 | S-24 |
| Pen of 2 Lambs | S-05 | S-10 | S-15 | S-20 | S-25 |

Grand and Reserve Grand Champion Black Face Ewe and Ram

Grand and Reserve Grand Champion White Face Ewe and Ram

MARKET LAMB

- ML-01 Single Lamb (Lambs will be divided into Lightweight; Medium Weight; and Heavy Weight classes depending on entry numbers.)
- ML-02 Pen of Two (Lambs will be divided into Lightweight and Heavyweight classes.)

A market lamb may be a ewe lamb or wether

Champion Black Face Lamb

Champion White Face Lamb

Grand Champion Market Lamb (plaque)

Champion Black Face Pair of Lambs

Champion White Face Pair of Lambs

Grand Champion Market Pair of Lambs

Club Group of Three - two or more exhibitors from sheep breeding or market lamb classes.

Sheep Carcass Class:

Final weigh-in will take place the morning of or evening before they go to the locker.

Judging will be Friday or Saturday the week before 4-H Fair Week, at Johnson's Processing in Chadwick

4-H Livestock Auction: Monday, August 2, 2021.

QUALITY MEATS RULES - READ ALL RULES VERY CAREFULLY!

1. All General Rules and Animal Department Rules apply.
2. ATTENTION ALL 4-H'ers: All 4-H'ers planning to exhibit in this department, must complete the Quality Assurance and Ethics certification once during their 4-H career in order to be eligible to show either a carcass animal or a poster. Certification must be completed by May 1st.
3. This show is open to all Carroll County 4-H Club members with purebred, crossbred, or grade sheep projects. Only wethers maybe shown. To qualify, animals must meet the same requirements as outlined for the regular 4-H show, plus all of the rules that follow.
4. Health certificates are not needed for carcass entries.
5. Each exhibitor may enter one (1) animal in each quality meats class.
6. Weight of animals:
 - a. Wethers 45 pounds minimum hot carcass weightAnimals not meeting above guidelines will not be eligible for champion or reserve.
7. Official weight will be pay weight for carcasses sold at the auction.
8. All animals will be taken to Johnson's Processing in Chadwick for weighing, slaughtering, and cooling.
9. Sheep taken to Johnson's Processing are the responsibility of the owner. Champion and reserve beef, and sheep carcasses can be sold at the 4-H Livestock Auction on Monday, August 3, 2020 in the Swine Show Ring. All other carcasses should be sold privately or put in one's own freezer.
10. The animals will be judged on the rail and cut-out data collected on judging day.
11. The public is invited to attend the judging.
12. Wethers will be judged on a maximum yield grade of 3.99; have at least 0.10 inch of fat cover at the rib eye (2.6 minimum REA); have a quality grade of low choice or better (C \square), a minimum leg score of 13, and meet minimum rib eye area requirements based on hot carcass weight.
13. Animals entered in these classes that do not make the weight range can be shown in the market class at the 4-H Fair.
14. All animals must be completely castrated and healed wethers. Judge will make final decisions. OWNERSHIP DEADLINE - Quality meats animals must be owned by the 4-H member by May 1, 2020 for sheep.
15. All sheep wethers must be sheared before the show.

SWINE DEPARTMENT

Judged: Monday, August 2, 3:30 p.m.
Check-in: Sunday, August 1, 6:00 p.m.
Milledgeville Fairgrounds

Department Rules: See General 4-H, Livestock, and Health Rules

1. All swine must be on the grounds and in pens by 6:00 p.m. Sunday, August 1. We will be using the poultry barn, east end.
2. Swine will be weighed in from 6:00 - 7:00 p.m. on Sunday, August 1, 2021. Judging will begin at 3:30 p.m. on Monday, Aug. 2. A sandwich supper for all swine exhibitor families will be served from 5:30-7:00 p.m. on Monday.
3. Each 4-H'er must be YQCA certified before fair.
4. Exhibitor may make unlimited entries in each division but no more than two entries in any one weight class.
5. Market hogs may be purebred, crossbred, or grade.
6. Animals will be divided into weight classes in each division immediately following weigh-in.
7. Club Group of Three - Each club may enter if they desire. The exhibit will consist of three animals. The three may include either market barrows or gilts. The entry must be owned by at least two members of the same 4-H Club.
8. Champion Ribbons - A Champion and Reserve Champion ribbon may be given in each class. An animal must receive a "Blue Rating" in order to be eligible to show for Champion of a class.
9. All Federal drug withdrawal laws must be observed.
10. Hogs must weigh not less than 230 pounds and no more than 300 pounds.
11. **Dress Code:** No tennis shoes, untucked shirts, or sloppiness will be permitted.
12. This is a non-terminal show. Each 4-H'er will have 3 options – take your pig back home with you, line up a buyer to sell your animal to, or enter your animal in the 4-H Auction.
13. Each 4-H'er will be limited to show 1 pair of gilts and/or 1 pair of barrows. Pairs will be designated as they are weighed in. All pair numbers will be recorded prior to the show.
14. Sibling 4-H'ers cannot share animals to make pairs.

SINGLE DIVISION

Classes:

Gilt

Barrow

Showmanship Division

Jr. Class – 8 – 13 year-olds

Sr. Class – 14 – 18 year-olds

Age as of September 1, 2020

PAIR DIVISION

Gilts

Barrows

OUTSTANDING SWINE EXHIBITOR CLASS

This class is for the Swine Study exhibitors, the live animal exhibitors and any 4-H members interested in participating. The Outstanding Swine Exhibitor class is designed to emphasize the educational aspects of raising and showing swine. Participants in this class will compete in the following four phases.

1. Demonstrate showmanship skills. Swine study exhibitors or non-swine exhibitor 4-H'er may borrow an animal to compete in this phase from a swine exhibitor 4-H'er.
2. Complete quiz on management knowledge.
3. Identify feed samples.
4. Identify equipment used in swine production.

Phases 2, 3, and 4 will be completed prior to the start of the 4-H swine show. 4-H'ers may come to the swine

barn starting at 2:00 p.m. until 3:00 p.m. Monday, August 2, to complete these phases. Swine Committee members will be on hand to assist you if you have questions. The showmanship phases will be a part of exhibiting at the swine show. Each phase of competition will be scored separately and weighed equally in determining the overall winner.

Master Showmanship Class

1. Open to any 4-H member 8-18 years of age as of September 1, 2020
2. You must pre-register by **July 1** with your fair entry to participate.
3. Each 4-H'er must arrange with other 4-H'ers **before the day of the show** (Monday, August 2) if you need to borrow animals to show. You will need to show in Master Showmanship class a beef steer or heifer, a sheep and a swine animal. You will need to plan to be at the fair the whole day. Refer to the fair judging schedule for times of each show.
4. Each participating 4-H'er is required to participate in the Beef Master Showmanship Class, Sheep Master Showmanship Class and Swine Master Showmanship Class. The class will be held after the regular showmanship classes in each species.
5. Everyone will participate and judge a class of sheep following the Master Sheep Showmanship Class to serve in case of a tie for overall points. This will take place in the sheep barn.
6. Scoring will be done on a points system for each species.
7. The overall winner will be announced after the Master Showmanship Class of the swine show.



4-H ANIMAL SCIENCE

Judged: Friday, July 9 at 9:00am

Check-in: Thursday, July 8, between 4:00-8:00pm (see your clubs check in time pg. 4)

Table displays are limited to 2' wide x 15" deep unless otherwise stated in the class listings for that project. (Standard science display boards fit into this size limitation.) The maximum poster size for hanging is 22" x 30". ALL items in the display should be affixed to the display board. NO additional items should be included.

50135 ANIMAL SCIENCE-(All Animals) These projects will be shown, displayed, & Judged at General Projects judging not at individual animal shows! Prepare a display focusing on any activity related to the Animal project you chose. Demonstrate the skills and knowledge you have gained through the animal project you studied. The exhibit may include, but isn't limited to, original works, objects, demonstrations, digital presentations, programs, websites, games, apps, performances, or posters which you have made. Choose whatever method best shows what you have learned. You must furnish any equipment you need for your exhibit. Internet service will not be provided for the exhibit. All exhibits must include something visual, such as a printed copy of a digital presentation,

which will remain on display during the exhibition. Electronic equipment will only be used during your personal judging time and will not remain on display during the entire exhibit period. Live animals are not permitted as exhibits in this area. For safety reasons, exhibits cannot include glass, syringes with needles or any other sharp objects.

AEROSPACE

Judged: Friday, July 9 at 3:00pm

Check-in: Thursday, July 8, between 4:00-8:00pm (see your clubs check in time pg. 4)

County may send Two entries total from 50130, 50131, and One entry from 50133

50130 MODEL ROCKETRY – (Open to youth in Aerospace 2, Aerospace 3, and Aerospace 4)

Exhibit one model rocket assembled by the member. This will be a static display. The model rocket should be in good flying condition. **DO NOT** include the rocket engine with your exhibit. The rocket will not be launched. Attach the printed directions for construction of the rocket if any were used.

50131 AEROSPACE DISPLAY – (Open to youth in Aerospace 2, Aerospace 3 and Aerospace 4)

Prepare a display related to aerospace project which does not fit in the model rocketry class. The exhibit may include, but isn't limited to, original works, objects, demonstrations, digital presentations, programs, websites, games, apps, performances, or posters which you have made. Choose whatever method best shows what you've learned. Your exhibit should not fit in the other exhibit options for this project. You must furnish the equipment you need for your exhibit. Internet service will not be provided for the exhibit. All exhibits must include something visual, such as a printed copy of a digital presentation, which will remain on display during the exhibition. Electronic equipment will only be used during your personal judging time and will not remain on display during the entire exhibit period. UAV projects should be entered in this class.

50133 AEROSPACE READY4LIFE CHALLENGE-(Open to 11-18 year-olds enrolled in any

Aerospace project) Exhibits in this category must include the following: a) a physical representation of the career or business product such as a model, prototype or display/portfolio that includes images of accomplished work; b) verbal or written explanations that demonstrate knowledge of the related career or business fields, potential careers, and the appropriate requirements for achievement in those fields. The judging criteria for this class values thoroughness of career and/or business exploration and pursuit above the workmanship of the physical specimen on display.

BICYCLE

(Not eligible for State Fair)

Judged: Saturday, July 10 at 11:00am

Check-in: Thursday, July 8, between 4:00-8:00pm (see your clubs check in time pg. 4)

BICYCLE I – Exhibitors will draw **three** situations from a bag that relate to activities from Level 1 and **discuss/explain all three** with the judge. Situations may include: Selecting bicycle safety equipment; Demonstrate how to fit a helmet; Identify bike parts and their functions; Selecting the right size bike; How to check bicycle tires, brakes, and chains; Recognizing traffic signs and their meaning; General discussion of bicycling hazards; and Items to consider when planning a bike trip. **Exhibitors do not bring their bicycle.**

BICYCLE II – Exhibitors will draw **three** situations from a bag that relate to activities from Level 2 and **discuss/explain all three** with the judge. Situations may include: Factors to consider when choosing a bike; Comparing tire pressure, valve type, and tread; Steps in fixing a flat tire; Steps to follow when cleaning, lubricating, and replacing a bike chain; Evaluating the braking system on a bicycle; Factors

to consider when mapping out a bike route; Rules for smart biking; and Planning a menu for an all-day bike ride. **Exhibitors do not bring their bicycle.**

BICYCLE READY4LIFE CHALLENGE (Open to 11- to 18-year-olds enrolled in any Bicycle project)

Exhibits in this category must include the following: a) a physical representation of the career or business product such as a model, prototype or display/portfolio that includes images of accomplished work; b) verbal or written explanations that demonstrate knowledge of the related career or business fields, potential careers, and the appropriate requirements for achievement in those fields. The judging criteria for this class values thoroughness of career and/or business exploration and pursuit above the workmanship of the physical specimen on display.

CHILD DEVELOPMENT

Judged: Friday, July 9 at 11:00am

Check-in: Thursday, July 8, between 4:00-8:00pm (see your clubs check in time pg. 4)

Each county may submit 3 entries from 50141

50141 CHILD DEVELOPMENT

Prepare a display that demonstrates the skills and knowledge you have gained studying child development. Topics might include, but are not limited to, selecting age appropriate toys and activities, explaining child behavior, or recognizing child safety concerns. The exhibit may include, but isn't limited to, original works, objects, demonstrations, digital presentations, programs, websites, games, apps, performances, or posters which you have made. Choose whatever method best shows what you've learned. You must furnish any equipment you need for your exhibit. Internet service will not be provided for the exhibit. All exhibits must include something visual, such as a printed copy of a digital presentation, which will remain on display during the exhibition. Electronic equipment will only be used during your personal judging time and will not remain on display during the entire exhibit period. For safety reasons, exhibits cannot include glass, syringes with needles or any other sharp objects.

50142 CHILD DEVELOPMENT READY4LIFE CHALLENGE -

(Open to 11- to 18-year-olds enrolled in the Child Development project) Exhibits in this category must include the following: a) a physical representation of the career or business product such as a model, prototype or display/portfolio that includes images of accomplished work; b) verbal or written explanations that demonstrate knowledge of the related career or business fields, potential careers, and the appropriate requirements for achievement in those fields. The judging criteria for this class values thoroughness of career and/or business exploration and pursuit above the workmanship of the physical specimen on display.

CIVIC ENGAGEMENT

Judged: Saturday, July 10 at 11:00am

Check-in: Thursday, July 8, between 4:00-8:00pm (see your clubs check in time pg. 4)

County may submit 2 entries total from classes 50145, 50146, 50147; and 1 entry from 50149. Due to space restrictions, exhibits are limited to 2' 6" wide and 15" deep.

50145 CIVIC ENGAGEMENT 1 – Exhibit a display illustrating one of the following options: 1) personal information about yourself – who you are, things you like to do, things you are good at, your favorites; 2) your feelings and how you handle these feelings; 3) your family, their responsibilities,

how you work together; **OR** 4) the Family Pedigree that may include family group pages. Due to space restrictions, exhibits are limited to 2' 6" wide and 15" deep.

50146 CIVIC ENGAGEMENT 2 – Exhibit a display illustrating one of the following options: 1) your neighborhood; 2) how you were a good neighbor or led a service project for your community; **OR** 3) a Citizenship Challenge that you helped organize and lead (see project book for details). Due to space restrictions, exhibits are limited to 2' 6" wide and 15" deep.

50147 CITIZENSHIP III – (Individual) – Exhibit a display illustrating one of the activities that you completed within your project as it relates to one of the following categories in the manual: 1) Government; 2) Business and Industry; 3) Transportation, Communication & Utilities; 4) Culture & Heritage; 5) Natural Resources & Environment; 6) Education; 7) Organizations within your Community; 8) Tourism; **OR** 9) Support Systems within Your Community. Due to space restrictions, exhibits are limited to 2' 6" wide and 15" deep.

50149 CITIZENSHIP READY4LIFE CHALLENGE- (Open to 11- to 18-year-olds enrolled in any Citizenship project) Exhibits in this category must include the following: a) a physical representation of the career or business product such as a model, prototype or display/portfolio that includes images of accomplished work; b) verbal or written explanations that demonstrate knowledge of the related career or business fields, potential careers, and the appropriate requirements for achievement in those fields. The judging criteria for this class values thoroughness of career and/or business exploration and pursuit above the workmanship of the physical specimen on display.

SERVICE LEARNING 1 (Not Eligible for State Fair) – Exhibit a binder portfolio to reflect what you accomplished in the four steps of service learning. If exhibitor has been enrolled in project for multiple years, the binder portfolio should include previous years' work. Use of page protectors is recommended.

SERVICE LEARNING 2 (Not Eligible for State Fair) – Exhibit a binder portfolio to reflect what you accomplished in the four steps of service learning. If exhibitor has been enrolled in project for multiple years (including Service Learning I), the binder portfolio should include previous years' work. Use of page protectors is recommended.

SERVICE LEARNING 3 (Not Eligible for State Fair) - Exhibit a binder portfolio to reflect what the exhibitor accomplished in the four steps of service learning. If the exhibitor has been enrolled in the project for multiple years (including Service Learning 1 & 2), the binder portfolio should include the previous years' work. Use of page protectors is recommended.

CLOTHING, TEXTILES, & SEWING

Judged: Friday, July 9 at 9:00am

Check-in:

County may submit Three STEAM entries total from 50151 a-c, 50152 a-c, 50153 a-c, Two Shopping entries from 50154, 50155, 50156; and One entry from 50157.

All exhibits entered in the clothing and textiles area will be judged based on their construction and fit (if applicable). Exhibitors bringing garments should not wear their garments when they arrive for judging the garment will be reviewed by the judges for construction first. Exhibitors will be asked to change into the garment as the second step of the judging process. If the garment was constructed for another individual, that individual must be present to wear the garment for the judge. (Only the exhibitor who made the garment is eligible for ribbon and premium.) Construction and appearance will both be considered during judging. If a pattern was used to make the item, the pattern instructions, either written or electronic, are to be included with the exhibit. Exhibit tags should be attached to the garment, not to the hanger.

Members wishing to exhibit knitted items should enroll in Visual Arts Fiber (if original) or Heritage Arts (if made from a pattern). Members who enroll in Clothing & Textiles with the intent of pursuing quilting can exhibit in the non-clothing exhibit category in STEAM Clothing 1—FUNDamentals. Quilts exhibited in the Clothing & Textiles area will be judged using a rubric that evaluates the sewing skills and construction of the item. All work on the quilt MUST be completed by the 4-H member. You cannot exhibit a quilt that was quilted by someone else. Quilts can be hand OR machine quilted as long as ALL work is completed by the exhibitor.

1. All garments and articles must be checked in on Friday, July 12, between 12:00pm-1:00pm. Exhibitors will sign up for a color-coded judging and modeling time upon checking in their garments. The garments will be judged and modeled on Friday, July 12, beginning at 1:00 p.m. Garments will not be placed on display unless covered in a clear plastic bag (no garment bags). Exhibit tags should be attached to the GARMENT, not to the hanger.
2. Release time will be Saturday, July 13, 2019 at the general project release time, 3:30-4:30 p.m.
3. Garments will be judged on the 4-H'er for fit, then will be placed on hanger for further review. However, if a 4-H'er will not be present for the 4-H Show, they may consider making garment for another person who must be present to be judged, **OR** send a picture of person wearing the garment (front and back views) and a description of what the member learned. Only the exhibitor who made the garment is eligible for a ribbon and premium. If a pattern was used to make the garment, the pattern instructions are to be included in the exhibit.
4. Suggested techniques for each project are listed. A project should show advancement in techniques from year to year. Purchased and constructed garments should include a photo, no larger than 4" x 6", inside of individual wearing garment.
5. Time schedule: 12:00p.m.-1:00p.m. Check in
1:00p.m.-4:00 p.m. – Judging

CLOTHING: STEAM

50151 STEAM CLOTHING I – FUNDAMENTALS

Exhibit one of the following in either the Non-Sewn, Sewn Non-Clothing, or Sewn Clothing exhibit divisions:

50151a Non-Sewn Exhibits

- *Clothing Portfolio* – Complete at least three different samples/activities from Chapter 2 and/or Chapter 3 of the project manual. Examples of samples you might include: How Two Magically Become One, pages 85-86; No Fear of Fray, pages 93-95; Two Sides of the Moon, pages 97-99; On the Flip Side, pages 101-104; Basic Hand Sewing Skills, pages 106-108. The Portfolio should be placed in an 8 ½ x 11, 3 ring binder. Include an appropriate cover, dividers, and table of contents. NOTE – additional pages can be added each year but must be dated with the year. See pages 9-10 of project manual for portfolio formatting.
- *Fabric Textile Scrapbook* – Must include at least 5 different textile samples. Use Textile Information Cards template on page 41 in project manual to identify fabric swatches. Completed textile cards should be placed in an 8 ½ x 11, 3 ring binder. Include an appropriate cover. See project manual, pages 42-74, for fabric options and fabric science experiments.
- *What's the Difference - What's the Price Point* – Exhibit may include a notebook, poster, small display sharing a project comparison and price point. See activity, pages 118-120. Exhibit should include PHOTOS; NO actual PILLOWS.

Beginning Sewing Exhibits – exhibits in this class must be made from medium weight woven fabrics that

will sew and press smoothly, flannel/fleece is acceptable. Solid color fabrics or those having an overall print are acceptable. NO PLAIDS, STRIPES, NAPPED or JERSEY KNIT. Patterns should be simple WITHOUT DARTS, SET-IN SLEEVES, and COLLARS. Raglan and loose flowing sleeves are acceptable.

50151b Sewn Non-Clothing Exhibits (exhibit on of the following)

- Pillowcase
- Simple Pillow – no larger than 18” x 18”
- Bag/Purse – no zippers or button holes
- Other non-clothing item using skills learned in project manual

50151c Sewn Clothing Exhibits (exhibit on of the following)

- Simple top
- Simple pants, shorts, or skirt – no zipper or button holes
- Simple Dress – no zipper or button holes
- Other – other wearable item using skills learned in project manual (apron, vest, etc.)

50152 STEAM CLOTHING II – SIMPLY SEWING:

Exhibit one of the following in either the Non-Sewn, Sewn Non-Clothing, or Sewn Clothing exhibit divisions:

50152a Non-Sewn Exhibits

- Clothing Portfolio – Complete at least four different samples/activities from Chapters 2, 3 AND/OR 4 of the project manual. The Portfolio should be placed in an 8 ½ x 11, 3 ring binder. Include an appropriate cover, dividers, and table of contents. NOTE – this can be a continuation of a Portfolio created in STEAM Clothing 1. Additional pages can be added each year but must be dated with the year created. See project manual, pages 9-11 for portfolio formatting.
- Expanded Textile Science Scrapbook – Must include at least 10 different textile samples. Use Textile Information Cards template on page 39 in project manual to identify fabric swatches. Completed textile cards should be placed in an 8 ½ x 11, 3 ring binder. Include an appropriate cover. See Project, pages 40-82 for fabric science experiments.
- Design Basics – Understanding Design Principles – Exhibit should include a learning experience that demonstrates the design principles and elements involved when selecting fabric for clothing and accessories. See project manual, pages 17-20 for design suggestions.
- Entrepreneurial Sewing – Exhibit should highlight items you made for sale online. Create an exhibit that displays products you made and posted online. Refer to the project manual, pages 161-167 for information on how to analyze the cost of similar purchased items to determine pricing of your products. The exhibit may be a notebook, poster or small display.

50152b Sewn Non-Clothing Exhibits

- Recycled Clothing Accessory – Create a clothing accessory made from a used item. The item must be changed in some way in the redesign process. The finished accessory must reflect at least one skill learned in the project and exhibitor should be able to identify the skill used. A before picture and a description of the redesign process must accompany the exhibit. Clothing accessory may include: hat, bag, scarf, belt, etc.
- Non-clothing item OR Clothing Accessory – Create a clothing accessory using at least one skill learned in this project. Exhibitor should be able to identify the skill used.

50152c Sewn Clothing Exhibits

- Recycled Clothing – Create a garment from used textile-based items. The original used item must

be redesigned (not just embellished or decorated) in some way to create a new wearable piece of clothing. The finished garment must reflect at least one skill learned in this project and exhibitor should be able to identify the skill used. A before picture and a description of the redesign process must accompany the exhibit.

- Constructed garment – Any garment with facings or curves. Should use at least one skill learned in this project and exhibitor should be able to identify the skills used. Garment should be appropriate for the age and experience of the member.

50153 STEAM CLOTHING III – A STITCH FURTHER:

Exhibit one of the following in either the Non-Sewn, Sewn Non-Clothing, or Sewn Clothing exhibit divisions:

50153a Non-sewn Exhibits

- Clothing Portfolio – Complete at least four different samples/activities from Chapters 2, 3 AND/OR 4 of the project manual. The Portfolio should be placed in an 8 ½ x 11, 3 ring binder. Include an appropriate cover, dividers, and table of contents. NOTE – this can be a continuation of a Portfolio created in STEAM Clothing 1 and/or STEM Clothing 2. Additional pages can be added each year but must be dated with the year created. See project manual, pages 11-13 for portfolio formatting.
- Expanded Textile Science Scrapbook - Must include at least 10 different textile samples. Use Textile Information Cards template on page 29 in project manual to identify fabric swatches. Completed textile cards should be placed in an 8 ½ x 11, 3 ring binder. Include an appropriate cover. See Project, pages 39-52 for fabric science experiments.
- Advanced Entrepreneurial Sewing – Using knowledge gained in project manual, Chapter 5, display one sample product with a business plan that includes a business ID and logo. The Exhibit may be a notebook, poster or small display.

50153b Sewn Non-Clothing Exhibit

- Recycled Clothing Accessory – Create a clothing accessory made from a used item. The item must be changed in some way in the redesign process. The finished accessory must reflect at least one skill learned in the project and exhibitor should be able to identify the skill used. A before picture and a description of the redesign process must accompany the exhibit.
- Non-clothing item OR Clothing Accessory – Create a clothing accessory using at least one skill learned in this project. Exhibitor should be able to identify the skill used.

50153c Sewn Clothing Exhibit

- Recycled Clothing – Create a garment from used textile-based items. The original used item must be redesigned (not just embellished or decorated) in some way to create a new wearable piece of clothing. The finished garment must reflect at least one skill learned in this project and exhibitor should be able to identify the skill used. A before picture and a description of the redesign process must accompany the exhibit.
- Constructed garment – Any garment constructed by the member which is appropriate for the age and experience of the exhibitor. Should use at least one skill learned in this project and exhibitor should be able to identify the skills used. Possible examples are wool garment, dress or jacket with set in sleeves and zipper or buttons and button holes, suits, evening gown, or sport outfit.

50156 SEWING AND TEXTILES READY4LIFE CHALLENGE - (Open to 11- to 18-year-olds enrolled in any Sewing & Textiles project) Exhibits in this category must include the following: a) a physical representation of the career or business product such as a model, prototype or display/portfolio that includes images of accomplished work; b) verbal or written explanations that demonstrate knowledge of the related career or business fields, potential careers, and the appropriate requirements for achievement in those fields. The judging criteria for this class values thoroughness of career and/or business exploration and pursuit above the workmanship of the physical specimen on display.

Clothing: Shopping

Exhibit one of the following options that align with the Shopping in Style project level of enrollment. If a garment is part of the 4-H exhibit, exhibitors should put the garment on PRIOR to their judging time. Shopping in Style: Members are encouraged to spend more than one year involved in this project so they have time to learn what clothing styles look best on them while they also gain skills in building a versatile wardrobe and staying within their budget. Each year enrolled in Shopping should build on previous year's learning experience.

50154 SHOPPING IN STYLE – BEGINNING - Choose one of the following activities from Unit 1 or Unit 2 of the project book

- Exhibit should consist of a garment that reflects your personal style along with a poster or report that 1) explains how this garment reflects your style and how it influences what others think of you; **OR** 2) how your personal style either aligns or contradicts what is considered to be “in style” today. **OR**
- Exhibit should include a garment you purchased along with a poster or report that explains or illustrates how this garment is either 1) a modern version of a fad or fashion from an earlier decade; **OR** 2) how this garment reflects a different ethnic or cultural influence. Exhibit should include garment you purchased along with a poster or report that provides 1) a body shape discussion and how body shape influences clothing selections; **OR** 2) a color discussion that provides an overview of how different colors complement different hair colors and skin tones and how that influenced garment selection. Poster or report may include pictures from magazines, the internet or actual photos of garments. **OR**
- Exhibit should include garment you purchased along with a poster or report that 1) explains how this garment uses the principles of design lines to create an illusion to alter appearance; **OR** 2) explains how color and texture of fabrics can complement or enhance appearance. Poster or report may include pictures from magazines, the internet, or actual photos of garments.

50155 SHOPPING IN STYLE – INTERMEDIATE- Choose one of the following activities from Unit 1 or Unit 2 of the project book.

- Exhibit should include two clothing items that were previously a part of your wardrobe that still fit but you do not wear anymore and pair them with something new to make them wearable again. Also, include a report that explains why the garment was not being worn and what you did to transform it into a wearable garment again. **OR**
- Exhibit should include at least five pieces of clothing that exhibitor can mix and match to create multiple outfits. Include a poster or report that includes a clothing inventory AND describes what you have learned by completing this activity. **OR**
- Exhibit should include garment you purchased along with a poster or report that 1) includes a wardrobe inventory which indicates why you selected the garment you did, clothing budget, and cost of garment; **OR** 2) explains how advertising influences clothing purchases making a distinction between wants and needs; and how the purchase of this garment compliments and/or extends your wardrobe. **OR**

- Exhibit should include garment you purchased along with a poster or report that 1) describes a cost comparison of this item completed by the exhibitor when purchasing the garment; should include variety of shopping options and/or price tracking at stores over a period of time; OR 2) provides a quality comparison rating the specific clothing item purchased based on care, construction, cost and unique features; should include construction quality details, design features that influenced selection, cost per wearing, and garment care.

50157 SHOPPING IN STYLE – ADVANCED- Choose one of the following activities from Unit 5 or Unit 6 of the project book

- Exhibit should include garment you purchased along with a poster or report that summarizes care requirements not only for this garment but also for garments made of other natural and synthetic fibers; exhibit should also include a care cost analysis for garments of different fibers. OR
- Exhibit should include garment you purchased which you have repaired or altered along with a poster or report that provides a clothing inventory list, which includes cost savings for repaired items as compared to purchasing replacement garments.
- Exhibit should include multiple garments you purchased along with a poster or report that provides plans and commentary for a fashion show that that would capture the attention of an audience. Fashion show plans should identify target audience, include show venue, purpose of the show, and logistical plan for the fashion show. This should also include a financial plan. Exhibitor should be prepared to demonstrate modeling skills.

CAREER READINESS

Judged: Saturday, July 10 at 11:00am

Check-in: Thursday, July 8, between 4:00-8:00pm (see your clubs check in time pg. 4)

County may submit One Entry from 50365, and One entry from 50366

50365 BUILD YOUR FUTURE:

Develop a Career portfolio, which includes the items listed below. Members are encouraged to spend more than one year involved in this project so they have time to thoroughly explore the learning modules and develop a greater understanding of planning and preparing for their future and develop a comprehensive career planning portfolio. The original OR photocopies of the completed activities from the project manual should be included in the portfolio. Each year enrolled in the project should build on previous year's learning experiences.

- **First Year** – Complete a minimum of Activities 1-4 from the Build Your Future project manual which includes: Skills...Choices...Careers; Making Career Connections; Build Your Future Through Portfolios; and Education Pay\$.
- **Second Year** – Complete a minimum of Activities 5-7 from the Build Your Future project manual which includes: Career FUNds; Turn Your 4-H Passion Into Profit; and Pounding the Pavement.
- **Third Year** – Complete a minimum of Activities 8-9 from the Build Your Future project manual which includes: Putting the Pieces Together: Goals for the Future; and Pathways to Success.

50366 COLLEGE & CAREER READY4LIFE CHALLENGE

(Open to 11- to 18-year-olds enrolled in the College & Career project)

Exhibits in this category must include the following: a) a physical representation of the career or business product such as a model, prototype or display/portfolio that includes images of accomplished work; b) verbal or written explanations that demonstrate knowledge of the related career or business fields, potential careers, and the appropriate requirements for achievement in those fields. The judging criteria for this class values thoroughness of career and/or business exploration and pursuit above the workmanship of the physical specimen on display.

COMMUNICATIONS

Judged: Saturday, July 10 at 11:00am

Check-in: Thursday, July 8, between 4:00-8:00pm (see your clubs check in time pg. 4)

County may submit Two Entries from 50367, 50368, 50369; and one from 50370

50368 COMMUNICATIONS 1 – For 1st year enrolled in project – Exhibit a binder portfolio showcasing at least three activities from the project manual. Show basic activities and anything that extended lessons. For 2nd and 3rd years in project: Include everything from earlier years' work and add section showcasing at least four additional activities per year. Use of page protectors is recommended.

50368 COMMUNICATIONS 2 – For 1st year enrolled in project – Exhibit a binder portfolio showcasing at least three activities from the project manual. Show basic activities and anything that extended lessons. For 2nd and 3rd years in project: Include everything from earlier years' work and add section showcasing at least four additional activities per year. Use of page protectors is recommended.

50368 COMMUNICATIONS 3 – For 1st year enrolled in project – Exhibit a binder portfolio showcasing at least three activities from the project manual. Show basic activities and anything that extended lessons. For 2nd and 3rd years in project: Include everything from earlier years' work and add section showcasing at least four additional activities per year. Use of page protectors is recommended.

50367 CREATIVE WRITING –To provide the best learning experience, it is suggested that counties receive submissions in this class prior to the exhibition date to allow a judge adequate time to read the submissions and provide meaningful review. Each member may submit only one entry per class. Each entry is to be typewritten on 8 ½ x 11 paper and include exhibitors name. Entries must be original and written for the 4-H project. Stories should be double-spaced. Poems may be single-spaced.

- **Rhymed Poetry** – An interpretation of a subject in rhymed verse. Submit a collection of three poems.
- **Free Style Poetry**– An interpretation of a subject in unrhymed verse. Submit a collection of three poems.
- **Short Story**– A fiction piece comprised of three basic elements: a theme, a plot and characters. Submit one story, maximum length –2,000 words.
- **Essay**– A short nonfiction composition in which a theme is developed or an idea is expressed. Submit one essay, maximum length –500 words.
- **Feature Story** -- Nonfiction human-interest story judged on interest to readers, writing style, readability, and thoroughness of coverage. Submit one story, maximum length –1,000 words.

JOURNALISM –(*Not Eligible for State Fair*) Exhibit a binder portfolio showing the results of the appropriate year's activities noted below:

Year 1: Accomplishments of a minimum of five 2-star activities from Part 1, answering all of the questions in the activities.

Year 2: Results of doing a minimum of five 2-star activities in Part 2, answering all the questions in the activities.

Year 3: Results of doing a minimum of five 3-star activities from Parts 1 and 2. One of the activities must include writing an advance story, a follow-up story, or a feature story.

Year 4: Results of doing at least two 2-star activities and three 3-star activities from Part 3. If the activities include making an audio or videotape, State Fair will provide a way for the judge to view or listen to it.

50368 COMMUNICATIONS READY4LIFE CHALLENGE –(**Open to 11- to 18-year-olds enrolled in any Communications project**) Exhibits in this category must include the following: a) a physical representation of the career or business product such as a model, prototype or display/portfolio that includes images of accomplished work; b) verbal or written explanations that demonstrate knowledge

of the related career or business fields, potential careers, and the appropriate requirements for achievement in those fields. The judging criteria for this class values thoroughness of career and/or business exploration and pursuit above the workmanship of the physical specimen on display.

COMMUNICATIONS: PUBLIC PRESENTATIONS

Judged: Saturday, April 17, 2021 (Whiteside Extension Office, Sterling)

County may submit three entries in this section.

Enrollment in the Public Presentations project is required to participate in this section. No live animals are allowed in speeches. Counties may advance a total of 3 entries from any category to the state contest. A 4-H member may advance in one individual category and one team category.

Formal Speech | Self-written | Notes Allowed | No props | Individual | 4-6 minutes

Formal Speeches share the presenter's own unique view and are intended to motivate, persuade, or inform an audience and may include a call to action. Youth deliver a speech on any topic they wish.

Illustrated Speech | Self-written | Notes Allowed | Illustrations Required | Individual | 4-6 minutes

Illustrated Speeches may be used to inform, persuade, or motivate the audience while using a visual aid. Visual aids may be two dimensional, three-dimensional, or digital. Youth may include audience participation. Digital visual aids must be stored on a USB flash drive. Illustrated speeches may be:

- How-to demonstrations which show the audience how to do something.
- Object lessons which use objects as metaphors to share a message.
- Educational models where drawings or diagrams help explain a topic.

Original Works | Self-written | Notes Allowed | Props and Costumes Allowed | Individual or 2-Person Team | Manuscripts sent in Advance | 4-6 minutes

Original works must be written entirely by the presenter. It may be presented as an individual or a two-person team entry. Manuscripts must be sent in advance to the contest. Presentations may be designed for TV, radio, or online media and must be presented live. The types of entries could include:

- Prose and Short Stories
- Poetry
- Broadcast Media Program
- Theatrical
- Combined Program: Combine any number of the above elements along with other creative presentation forms

Oral Interpretation | Published Work | Props and Costumes Allowed | Individual or 2-Person Team | Manuscripts sent in Advance | 4-6 minutes

Presentations in Oral Interpretation must be published works, and manuscripts or transcripts must be submitted prior to the event. They may be presented as an individual or a two-person team entry. The types of entries could include:

- Prose and Short Stories
- Poetry
- Theatrical Interpretation
- Published Speech Recitation: Excerpt from a spoken presentation delivered by a public figure, such as Winston Churchill, Dr. Martin Luther King, Jr., or Maya Angelou
- Combined Program: Combine any number of the above elements along with other creative presentation forms

COMPUTER SCIENCE

Judged: Friday, July 9 at 3:00pm

Check-in: Thursday, July 8, between 4:00-8:00pm (see your clubs check in time pg. 4)

County may submit Three entries total from, 50159, 50160, 50161, 50162; and One entry from 50164.

Exhibitors will be asked to give a presentation/explanation of their exhibit to judge. A presentation using a computer is not required. **NO COMPUTERS WILL BE FURNISHED.** Exhibitors may bring computer equipment for demonstration purposes. **The county/state fair and 4-H staff is not responsible for the safety or security of any computer equipment. Internet connections are not available for use by exhibitors.** Any member found to be using computer software in a manner that infringes on copyright laws will be disqualified. Exhibits are limited to the maximum size of 2' wide x 15" deep for display or 22" x 30" for a poster.

BEGINNING VISUAL PROGRAMMING- (Not Eligible for State Fair) (Open to youth in Computer Science Visual Based Programming) Exhibit a simple program using Scratch (or other simple graphic programming language). The program should include 8 different commands including looping and getting input from the keyboard and mouse. All exhibits must include something visual, such as a poster or printed copy of a digital presentation, which will remain on display during the exhibition. Electronic equipment will only be used during your personal judging time and will not remain on display during the entire exhibit period.

50159 INTERMEDIATE VISUAL PROGRAMMING -(Open to youth in Computer Science Visual based programming) Exhibit a program using Scratch (or other simple graphic programming) that you have downloaded from the internet and modified. Compare the two programs and demonstrate the changes you made to the original program; **OR** create an animated storybook using Scratch (or other simple graphical programming language). All exhibits must include something visual, such as a poster or printed copy of a digital presentation, which will remain on display during the exhibition. Electronic equipment will only be used during your personal judging time and will not remain on display during the entire exhibit period.

50160 ADVANCE VISUAL PROGRAMMING-(Open to youth in Computer Science visual based programming) Exhibit a video game you have created in Scratch (or other simple graphic programming). All exhibits must include something visual, such as a poster or printed copy of a digital presentation, which will remain on display during the exhibition. Electronic equipment will only be used during your personal judging time and will not remain on display during the entire exhibit period.

50161 WEBSITE DESIGN (Open to youth in Computer science visual or text-based programming) Exhibit an original website that you have designed. Internet access will not be provided, so exhibitors must supply their own internet hot spot or the website must be hosted on the exhibitor's computer). All exhibits must include something visual, such as a poster or printed copy of a digital presentation, which will remain on display during the exhibition. Electronic equipment will only be used during your personal judging time and will not remain on display during the entire exhibit period.

50162 COMPUTER OPEN SOURCE/INNOVATION CS-(Open to youth enrolled in computer science Text-Based Programming or robotics project). Demonstrate the skills and knowledge you have gained through the Computer project. The exhibit may include, but isn't limited to, original works, objects, demonstrations, digital presentations, programs, websites, games, apps, performances, or posters which you have made. Choose whatever method best shows what you've learned. Your exhibit should not fit in the other exhibit options for this project. You must furnish any equipment

you need for your exhibit. Internet service will not be provided for the exhibit. Exhibits in this class may also demonstrate successful application of open source (publicly available) computing software and/or hardware, such as Raspberry Pi and Linux, to accomplish a task. All exhibits must include something visual, such as a poster or printed copy of a digital presentation or programming flowchart, which will remain on display during the exhibition. Exhibits in this area will be judged on the computer science programming. Youth enrolled in a robotics project should choose this class if you want the exhibit to be judged on the programming of the robot. Electronic equipment will only be used during your personal judging time and will not remain on display during the entire exhibit period.

50164 COMPUTER SCIENCE READY4LIFE CHALLENGE -(Open to 11- to 18-year-olds enrolled in any Computer project) Exhibits in this category must include the following: a) a physical representation of the career or business product such as a model, prototype or display/portfolio that includes images of accomplished work; b) verbal or written explanations that demonstrate knowledge of the related career or business fields, potential careers, and the appropriate requirements for achievement in those fields. The judging criteria for this class values thoroughness of career and/or business exploration and pursuit above the workmanship of the physical specimen on display.

CONSUMER EDUCATION

Judged: Saturday, July 10 at 11:00am

Check-in: Thursday, July 8, between 4:00-8:00pm (see your clubs check in time pg. 4)

County may submit Two entries total from 50168, 50169; and One entry from 50167.

50168 MY FINANCIAL FUTURE I– BEGINNER: Develop a Financial Planning portfolio which includes the items listed below. This project can be completed all in one year; or a member may take several years to explore each of the activities and develop a more detailed financial plan. The original OR photocopies of the completed activities from the project manual should be included in the portfolio. Each year enrolled in the project should build on previous years' experiences.

- **First year** – Complete a minimum of Activities 1-6 from the My Financial Future – Beginner project manual which includes: Who Needs This?; Let's get SMART; Bringing Home the Bacon; Managing Your Money Flow; My Money Personality; and Money Decisions.
- **Second year and beyond** – Complete a minimum of Activities 7-11 from the My Financial Future – Beginner project manual which includes: Banking your \$\$\$\$; Charging it Up; Check it Out; Better than a Piggy Bank!; and My Work; My Future.

50169 MY FINANCIAL FUTURE II – ADVANCED: Building on your previous work in My Financial Future – Beginner project, continue adding to your Financial Planning portfolio which includes the items listed below. Members are encouraged to spend more than one year involved in this project so they have time to thoroughly explore the learning modules and develop a greater understanding of financial literacy, planning for their future, and develop a comprehensive career and financial planning portfolio. The original OR photocopies of the completed activities from the project manual should be included in the portfolio. Each year enrolled in the project should build on previous year's learning experiences.

- **First year** – Complete a minimum of two activities from Module 1: Earning Income and Career Planning and Module 2: Organizing Your Flow.
- **Second year** – Complete all activities not previously completed in Module 1: Earning Income and Career Planning and Module 2: Organizing Your Flow; **AND** a minimum of two the

activities from Module 3: Working with Banks and Credit Unions: Bank on It and Module 4: Making Your \$ Work 4 U.

- **Third year and beyond** – Complete all activities not previously completed in Module 3: Working with Banks and Credit Unions: Bank on It and Module 4: Making Your \$ Work 4 U; **AND** a minimum of two activities from Module 5: Credit and Consumer Breadcrumbs.

ENTREPRENEURSHIP: BE THE E! (Not Eligible for State Fair)– Exhibit a binder portfolio or display that includes the results of at least two completed activities from each year you have been enrolled in the project. Completed activities from previous years should be included. Use of page protectors is recommended.

50167 CONSUMER ED READY4LIFE CHALLENGE -(Open to 11- to 18-year-olds enrolled in any Consumer Education project) Exhibits in this category must include the following: a) a physical representation of the career or business product such as a model, prototype or display/portfolio that includes images of accomplished work; b) verbal or written explanations that demonstrate knowledge of the related career or business fields, potential careers, and the appropriate requirements for achievement in those fields. The judging criteria for this class values thoroughness of career and/or business exploration and pursuit above the workmanship of the physical specimen on display.

CROPS

Judged: Friday, July 9 at 3:00pm

Check-in: at time of judging above

County may submit Three entries total from 50170, 50171, 50172, 50173;
and One entry from 50175

50170 SOYBEANS – Exhibit five fresh plants (include root system that is washed) that are representative of member's 4-H project field **OR** exhibit an experimental or educational project related to one experience from your project. Include explanation of the project in a report for public understanding. Include the member's crop records with the exhibit, such as the 4-H Crop record found online at 4-H.illinois.edu an FFA crops record or similar information.

50171 CORN – Exhibit two fresh plants of field corn (include root system that is washed) that are representative of member's 4-H project field **OR** exhibit an experimental or educational project related to one experience from your project. Include explanation of the project in a report for public understanding. *Sweet corn should be exhibited in Vegetable Gardening unless being raised under commercial contract by the exhibitor.* Include the member's crop records with the exhibit, such as the 4-H Crop record found online at 4-H.illinois.edu an FFA crops record or similar information.

50172 SMALL GRAINS – Exhibit one gallon of the current year's crop of oats, wheat, rye, or barley that are representative of the member's 4-H project field. Leave 2-inch space at the top of the jar. **OR** exhibit an experimental or educational project related to one experience from your project. Include explanation of the project in a report for public understanding. Include the member's crop records with the exhibit, such as the 4-H Crop record found online at 4-H.illinois.edu an FFA crops record or similar information.

50173 CROPS INNOVATION CLASS -(Open to youth enrolled in any Crops project) Demonstrate the skills and knowledge you have gained through the Crops project. This could be related to, but not limited to crop production, crop utilization or topics of interest to the member related to agronomy. The exhibit may include, but isn't limited to, original works, objects, demonstrations, digital presentations, programs, websites, games, apps, performances, or posters which you have made. Choose whatever method best shows what you've learned. Your exhibit should not fit in the other exhibit options for this project. You must furnish any

equipment you need for your exhibit. Internet service will not be provided for the exhibit. All exhibits must include something visual, such as a printed copy of a digital presentation, which will remain on display during the exhibition. Electronic equipment will only be used during your personal judging time and will not remain on display during the entire exhibit period.

50175 CROPS READY4LIFE CHALLENGE - (Open to 11- to 18-year-olds enrolled in any Crops project) Exhibits in this category must include the following: a) a physical representation of the career or business product such as a model, prototype or display/portfolio that includes images of accomplished work; b) verbal or written explanations that demonstrate knowledge of the related career or business fields, potential careers, and the appropriate requirements for achievement in those fields. The judging criteria for this class values thoroughness of career and/or business exploration and pursuit above the workmanship of the physical specimen on display

DRONES: UNMANNED AERIAL VEHICLES/SYSTEMS

Judged: Friday, July 9 at 3:00pm

Check-in: Thursday, July 8, between 4:00-8:00pm (see your clubs check in time pg. 4)

County may submit 2 Entries from each class

Choose one of the following classes based on your interest and skill level.

Each Exhibitor must complete all three sections of Quads Away Curriculum and display (or upload) a completed Mission Logbook.

50415 UAV DISPLAY- Prepare a display related to the Drones/UAV project on the topic of your choosing. The exhibit may include, but isn't limited to, original works, objects, demonstrations, digital presentations, programs, websites, games, apps, performances, or posters which you have made. Choose whatever method best shows what you've learned. You must furnish any equipment you need for your exhibit. Internet service will not be provided for the exhibit. All exhibits must include something visual, such as a printed copy of a digital presentation, which will remain on display during the exhibition. Electronic equipment will only be used during your personal judging time and will not remain on display during the entire exhibit period. Non-UAV/ Drone projects should not be entered in this class (see Aerospace Display).

50416 UAV UNMANNED AERIAL SYSTEMS- Exhibit one Unmanned Aerial Vehicle and associated system assembled or made by the member. UAV or Drone exhibits in this class must be either originally designed or built from a kit of reconfigurable parts and components. These displays are limited to multicopters (tri, quad, hex, and octocopters), as well as FPV airplanes and flying wings with wingspans up to 36". A detailed build log with pictures, as well as a Mission Logbook must be included. The UAV MUST have a Flight Controller and utilize a camera/video transmission system. The exhibit will be a static display. The Drone should be in good flying condition with batteries fully charged, and all UAS components (including Video System) ready to demonstrate. DO NOT display your UAV with the propellers on, but rather on the table to the side of your UAV. The Drone will not be flown. Attach the printed directions/instructions of the UAV if any were used.

ELECTRICITY

Judged: Friday, July 9 at 3:00pm

Check-in: Thursday, July 8, between 4:00-8:00pm (see your clubs check in time pg. 4)

County may submit Three entries total from 50177, 50178, 50179; and One entry from 50181

50177 ELECTRICITY 1 – (May only be battery-powered objects using battery components and wiring) Exhibit a momentary switch, simple switch, basic circuit, electromagnet, galvanometer, OR an electric motor. All projects must include a report explaining how the project was constructed and the principles

demonstrated. Recommendations can be found on the website. Projects using paper clips, cardboard, thumbtacks, & brads are not eligible for state fair exhibits in electricity. Members wishing to exhibit these types of projects should consider exhibiting in Junkdrawer Robotics 1 or 2.

50178 ELECTRICITY 2 – (*May only be battery-powered projects using battery components and wiring*) Exhibit a circuit board demonstrating parallel and series switches, including a circuit diagram; 3-way or 4-way switch circuit using DC/battery; OR a basic electrical device (examples: rocket launcher, burglar alarm, etc). All projects must include a report explaining how the project was constructed and the principles demonstrated. Recommendations can be found on the website. Projects using paper clips, cardboard, thumbtacks, & brads are not eligible for state fair exhibits in electricity. Members wishing to exhibit these types of projects should consider exhibiting in Junkdrawer Robotics 1 or 2.

50179 ELECTRICITY 3 – Exhibit a 120V lighting fixture or other appliance which uses a switch; **OR** two electrical household circuits using 120V materials to comply with National Electrical Code, one with a simple on/off switch to control bulb, and one using 3-way switches to control light from two locations; **OR** other project which demonstrates principles in the Wired for Power book. Materials used should be suitable for their intended purpose. No mercury switches. All projects must include a report, explaining how the project was constructed and principles for its operation. Recommendations can be found on the website.

ELECTRICITY 4 (Not Eligible for State Fair) – **This project is not eligible for State Fair.** Exhibit any electronic or solid-state appliance. Exhibitor must be able to explain how the project was constructed, how it is to be used, and how it works. When project is being constructed, general safety, and workmanship should be considered.

50181 ELECTRICITY READY4LIFE CHALLENGE

(Open to 11- to 18-year-olds enrolled in any Electricity project)

Exhibits in this category must include the following: a) a physical representation of the career or business product such as a model, prototype or display/portfolio that includes images of accomplished work; b) verbal or written explanations that demonstrate knowledge of the related career or business fields, potential careers, and the appropriate requirements for achievement in those fields. The judging criteria for this class values thoroughness of career and/or business exploration and pursuit above the workmanship of the physical specimen on display.

ENTOMOLOGY GENERAL

Judged: Saturday, July 10 at 2:00pm

Check-in: Thursday, July 8, between 4:00-8:00pm (see your clubs check in time pg. 4)

County may submit Two entries total from 50183, 50184, 50185, 50186; One entry from Class 50187

Size and number of exhibit cases should relate appropriately to the number of insects being displayed for a specified class. Cases should be no deeper than 4". Exhibitors should note that Entomology exhibits may be placed UPRIGHT for display.

50183 ENTOMOLOGY 1 – Exhibit 15 or more species representing four or more orders. Collection must be accurately labeled. Exhibitors must also include the Entomology 1 project manual, Teaming With Insects 1, with at least one completed activity for each year enrolled. The project manual must be included. Rules for pinning and labeling insects are available from your local Extension office.

50184 ENTOMOLOGY 2 – Exhibit 30 or more species representing eight or more orders. Collection must be accurately labeled. Exhibitors must also include the Entomology 2 project manual, Teaming With Insects 2, with at least one completed activity for each year enrolled. The project manual must be included. Rules for pinning and labeling insects are available from your local Extension office.

50185 ENTOMOLOGY 3 – Exhibit 60 or more species representing twelve or more orders. Collection must be accurately labeled. Exhibitors must also include the Entomology 3 project manual, Teaming With Insects 3, with at least one completed activity for each year enrolled. The project manual must be included. Rules for pinning and labeling insects are available from your local Extension office.

50186 ENTOMOLOGY DISPLAY, OTHER – (Open to youth enrolled in Entomology 1-3) Exhibit any activity or project related to Entomology that does not fit into Classes 1-3 above. The exhibit may include, but isn't limited to, original works, objects, demonstrations, digital presentations, programs, websites, games, apps, performances, or posters which you have made. Choose whatever method best shows what you've learned. Your exhibit should not fit in the other exhibit options for this project. You must furnish the equipment you need for your exhibit. Internet service will not be provided for the exhibit. All exhibits must include something visual, such as a printed copy of a digital presentation, which will remain on display during the exhibition. Electronic equipment will only be used during your personal judging time and will not remain on display during the entire exhibit period.

50187 ENTOMOLOGY READY4LIFE CHALLENGE -

(Open to 11- to 18-year-olds enrolled in any Entomology project) Exhibits in this category must include the following: a) a physical representation of the career or business product such as a model, prototype or display/portfolio that includes images of accomplished work; b) verbal or written explanations that demonstrate knowledge of the related career or business fields, potential careers, and the appropriate requirements for achievement in those fields. The judging criteria for this class values thoroughness of career and/or business exploration and pursuit above the workmanship of the physical specimen on display.

ENTOMOLOGY - BEEKEEPING

Judged: Saturday, July 10 at 2:00pm

Check-in: Thursday, July 8, between 4:00-8:00pm (see your clubs check in time pg. 4)

County may send Two entries total from Classes 50188, 50189, 50190; and One entry from 50191.

Create an exhibit that shows the public what you learned in the beekeeping project this year. **Note:** No bee hives may be exhibited. (Honey moisture content will be measured.) Fill level: the honey should be filled to the jar shoulder, not over, nor under. Chunk honey should go in a wide-mouth jar, preferably one specially made for chunk honey (see beekeeping catalogs). Be careful to distinguish “chunk honey” (comb in jar) from “cut comb” (comb only in a plastic box). *Honey exhibited (including chunk, cut comb, and sections) must be collected since the previous year fair.*

50188 BEEKEEPING 1- Exhibit an educational display for one (1) of the following:

- Flowers Used to Make Honey. Display pressed flowers from ten (10) different Illinois plants that bees use for making honey.
- Uses of Honey and Beeswax.
- Setting Up a Bee Hive.
- Safe Handling of Bees.
- Equipment needed by a Beekeeper.

50189 BEEKEEPING 2- Exhibit one (1) of the following:

- Extracted Honey: Three (3) 1# jars, shown in glass, screw-top jars holding 1 # of honey each.
- Chunk honey (comb in jar): Three (3) 1# jars (wide-mouth glass jars).
- Cut-comb honey: Three (3) 1# boxes (boxes are usually 4 ½“x 4 ½“).
- Section honey: three (3) sections of comb honey (in basswood boxes or Ross rounds).
- Working with Honey Bees. Present a topic from your manual to teach fairgoers about working

with honey bees. Use your knowledge and creativity to display this information on a poster or in a notebook.

50190 BEEKEEPING 3-Exhibit three (3) of the five (5) kinds of honey listed below (#1-5) or prepare an educational display about honey bees or beekeeping.

1. Extracted Honey: Three (3) 1# jars (glass)
2. Chunk Honey (comb in a jar): Three (3) 1# jars (wide-mouth glass)
3. Cut-comb Honey: Three (3) 1# boxes (boxes are usually 4 ½" x 4 ½" in size).
4. Comb Honey- 3 sections (honey built by bees in frames of wood commonly called "sections" (boxes are usually 4 ½" x 4 ½" in size)
5. Section honey: three (3) sections of comb honey (in basswood boxes or Ross rounds) or
6. Prepare an educational display about honey bees or beekeeping.

50191 ENTOMOLOGY BEEKEEPING READY4LIFE CHALLENGE-

(Open to 11- to 18-year-olds enrolled in any Entomology project)

Exhibits in this category must include the following: a) a physical representation of the career or business product such as a model, prototype or display/portfolio that includes images of accomplished work; b) verbal or written explanations that demonstrate knowledge of the related career or business fields, potential careers, and the appropriate requirements for achievement in those fields. The judging criteria for this class values thoroughness of career and/or business exploration and pursuit above the workmanship of the physical specimen on display.

ESPORTS

Judged: Friday, July 9 at 3:00pm

Check-in: Thursday, July 8, between 4:00-8:00pm (see your clubs check in time pg. 4)

County may submit 3 Entries from 50430

All Exhibitors must complete all activities in the Illinois 4-H eSports Pilot Curriculum

50430 ESPORTS-Compete in at least 1 ranked tournament online or in person (either as a team or solo), and fully document your progress throughout. Any game with a documentable bracket system, at least 3 rounds and a prize count. Be sure to include a description of the tournament, your match information, your win-loss record, and description of the game and platform being used to play the game (Ram requirements/capabilities of your machine, video card specs., etc.). Prepare a PowerPoint presentation describing your journey through eSports (including your 1 mandatory tournament), what you have learned about gaming/eSports, and why you think more youth should be involved. Also include a detailed description of your most important win, explaining your strategy in that victory. Be sure to include screenshots and video, if possible. Load your presentation to a USB drive, and be sure to add narration if uploading for virtual exhibition

EXPLORATORY/DO YOUR OWN THING-GENERAL

Judged: Saturday, July 10 at 1:00pm

Check-in: Thursday, July 8, between 4:00-8:00pm (see your clubs check in time pg. 4)

(Not Eligible for State Fair)

WELCOME TO 4-H – (Not eligible for State Fair) Youth ages 8-10 may exhibit a display on one of the following topics from the project book:

- Windowsill Gardening

- 4-H Animals
- 4-H Family **OR**
- Coat of Arms

COLLECTIBLES (not eligible for state fair) Bring your completed project book and your collection or examples of your collection (if it's too large to bring) with pictures of total collection, OR an exhibit or poster illustrating one feature of the project.

DO YOUR OWN THING – GENERAL (County Project – NOT eligible for State Fair and not premium eligible) Make an exhibit using posters, drawings, pictures, or any type of visual aid showing what you've learned by enrolling in this project area. **NO** live pets/animals can be brought to the show under this category, only a display. This should not be a collection. Resources (books, magazines, websites, etc.) and a written paragraph of what was learned must be included.

FAMILY HERITAGE

Judged: Saturday, July 10 at 11:00am

Check-in: Thursday, July 8, between 4:00-8:00pm (see your clubs check in time pg. 4)

County may submit One entry from 50197; and One entry from 50199.

50197 FAMILY HERITAGE - Prepare an exhibit of items, pictures, maps, charts, slides/tapes, drawings, illustrations, writings or displays that depict the heritage of the member's family or community or 4-H history. Please note: Exhibits are entered at 4-H'ers own risk. 4-H is not responsible for loss or damage to family heirloom items or any items in this division. Displays should not be larger than 22" x 28" wide. If the size needs to be a different size because the historical item is larger than 22"x28" please contact the superintendents for approval.

50199 FAMILY HERITAGE READY4LIFE CHALLENGE -Open to 11- to 18-year-olds enrolled in any Family Heritage project. Exhibits in this category must include the following: a) a physical representation of the career or business product such as a model, prototype or display/portfolio that includes images of accomplished work; b) verbal or written explanations that demonstrate knowledge of the related career or business fields, potential careers, and the appropriate requirements for achievement in those fields. The judging criteria for this class values thoroughness of career and/or business exploration and pursuit above the workmanship of the physical specimen on display.

FOOD AND NUTRITION

Judged: Friday, July 9 at 9:00am

Check-in: Friday, July 9 at 8:45am

County may submit Seven Entries total from any of these food classes: 50200, 50201, 50202, 50203, 50204, 50206, 50208, 50211; and one entry from 50210.

50200 4-H COOKING 101 – Using the recipes included in the project manual, prepare an exhibit of 3 cereal marshmallow bars; OR ¼ of 8" square or round coffeecake; OR 3 cookies. No icing should be on any products. If you make changes to the recipe, bring a copy of the recipe with your changes. Bars, coffeecake, or cookies should be displayed on a disposable plate placed in a zip-sealing plastic bag. In addition to your food exhibit, complete the What's on Your Plate? Activity on pages 10-11 in the 4-H Cooking 101 project manual. Bring a document with printed pictures of your 3 or more plates and the answers to questions 1-7 to remain on display with your project. The words on the plates must be legible and clearly visible in the picture. Pictures, graphics or photos are acceptable.

50201 4-H COOKING 201 – Using the recipes included in the project manual, prepare an exhibit of 3 cheese muffins; OR 3 scones; OR ½ loaf (9” x 5”) of basic nut bread. If you make changes to the recipe, bring a copy of the recipe with your changes. Bread, muffins, or scones should be displayed on a disposable plate placed in a zip-sealing plastic bag. In addition to your food exhibit, complete Experiment with Meal Planning Activity on page 91 in the 4-H Cooking 201 project manual. Bring either page 91 with your completed answers or a document with the answers to remain on display with your project along with a picture of the meal you prepared. You do not need to complete the Challenge Yourself section on page 91.

50202 4-H COOKING 301 - Using the recipes included in the project manual, prepare an exhibit of 3 dinner rolls; OR loaf of yeast bread; OR 1 tea ring; OR 3 sweet rolls; OR one layer of a Rich White Cake or Rich Chocolate Cake, top side up (without frosting). If icing is used on the tea ring or sweet rolls, the recipe for the icing must also come from the book. The yeast bread/roll dough may be prepared in a bread making machine; however prepared mixes are not permitted. If you make changes to the recipe, bring a copy of the recipe with your changes. Display exhibit on a disposable plate or pie tin and place in a zip-sealing plastic bag. In addition to your food exhibit, complete one of the six experiments: Experiment with Flour p. 33-34, Experiment with Kneading p. 35-36, Experiment with Yeast p. 37-38 or 39, Experiment with Butter p. 62-63 or Experiment with Cheese p. 104-105. Bring a document with a printed picture of your experiment and the answers to the experiment questions to remain on display with your project.

50203 4-H COOKING 401 – Using the recipes included in the project manual, prepare an exhibit of ¼ of a 15” x 10” loaf of focaccia bread (do not include dipping oil); OR one baked pie shell – traditional, oil, or whole wheat (no graham cracker); OR ¼ Golden Sponge Cake, top side up, without frosting; OR ½ loaf French Bread. If you make changes to the recipe, bring a copy of the recipe with your changes. Display exhibit on a disposable plate and place in a zip-sealing plastic bag. In addition to your food exhibit, pick one of the recipes from Cooking 401 that is not a choice for exhibit. Make the recipe and take a picture of the results. Bring a document with a printed picture of the food you made from the recipe and the answers to the following two questions: 1.) If you made this recipe again, what would you do differently? 2.) What did you learn that can help you in other ways besides preparing food?

50204 FOOD SCIENCE 1-4 – prepare a display, digital presentation, or poster on one of the food science experiments from the manual that you completed. Share **1)** the food science question you investigated; **2)** process used to conduct the experiment; **3)** results and observations; **4)** what you learned; and **5)** how you have applied this information. You must furnish any equipment you need for the exhibit. Internet service is not provided. All exhibits must include something visual, such as a printed copy of a digital presentation. Electronic equipment will only be used during your judging time and will not remain on display during the exhibit period.

50206 SPORTS NUTRITION - Prepare a display, digital presentation, or poster on one of the activity chapters in the manual that you completed. The activity chapters are listed by page number in the table of contents. Your exhibit should include, at minimum, information on one physical fitness component and one food/recipe component from the activity chapter. The exhibit should include the project manual with the pages of the activity completed. You may also include live demonstration of physical activities. Do not bring food made using the recipes, but consider adding pictures of the completed recipes to your exhibit. You must furnish any equipment you need for the exhibit. Internet service is not provided. All exhibits must include something visual, such as a printed copy of a digital presentation. Electronic equipment will only be used during your judging time and will not remain on display during the exhibit period.

Examples for Activity 1

Example A: Make a video of yourself practicing flexibility, strength and endurance physical fitness activities and making pasta salad with different vegetable, pasta and dressing ideas. Bring a screen shot and brief description of your video to leave on display.

Example B: Make a poster of pictures of flexibility, strength and endurance physical fitness activities and information on the results of making the spinach and mandarin orange salad. Include answers to the questions in the book.

50208 FOOD PRESERVATION – Prepare an exhibit using ONE of the following food preservation methods: canning; freezing; drying; pickles/relishes; jams, jellies and preserves **OR** a combination of these (see Preservation Combination option below), excluding freezing. **No freezer jam exhibits will be allowed for Freezing; Jams, Jellies, and Preserves; or for the Preservation Combination options.**

Canning – The exhibit should include two (2) different canned foods in appropriate jars for the products. Food may be fruit, vegetable, or tomato product (i.e. salsa, juice, etc.).

Freezing – Prepare a nutrition display that illustrates a freezing principle. There is NOT a food exhibit option for this preservation method.

Drying – Exhibit two (2) different dried foods packed in plastic food storage bags. Include a brief written description of drying procedures used. Choose from fruit, vegetable, fruit leather or meat jerky.

Pickles and Relishes – Exhibit two (2) pint jars of different recipes of pickles and/or relishes. Jars should be appropriate for the product.

Jams, Jellies and Preserves – Exhibit pint or half-pint jars of two (2) different jams, jellies, and/or preserves.

Preservation Combination – Exhibit two (2) different preserved food products, *excluding Freezing*, in appropriate jars/packaging (drying). For example, exhibit 1 jar of tomatoes (Canning) and 1 half-pint of jelly (Jams, Jellies, and Preserves).

All preserved products should be prepared and processed according to the current USDA/Extension information. USDA information on preserving food, including recipes, can be found at: www.homefoodpreservation.com or web.extension.illinois.edu/foodpreservation/ Recipes must be processed in a water-bath or pressure canner.

All food exhibits must be labeled with: 1) The name of the food; 2) The date preserved; 3) Appropriate method(s) of food preservation (For canned projects: boiling water bath or pressure canner; For drying projects: Specify equipment used (food dehydrator, oven, etc.)

Examples:

- Strawberry jam, boiling water bath. July 13, 2020.
- Green beans, pressure canner. July 13, 2020.
- Beef jerky, food dehydrator and oven. July 13, 2020.

All food exhibits must be accompanied with the recipe(s) – typed or written, with the source of the recipe(s) listed.. **Required Recipes and Sources for Food Preservation Exhibits** – all food preservation recipes be from an approved source. Those sources are:

- *PUT IT UP! Food Preservation for Youth* manuals
- U.S. Department of Agriculture (USDA)
- National Center for Home Food Preservation
- Ball/Kerr Canning (recipes after 1985)
- Mrs. Wages

DO NOT BRING RECIPES FROM: Magazine or newspaper clippings, Pinterest (unless it is from a source listed above), Grandma's or a recipe from a family member or friend without a source, Cookbooks (excluding the Ball, Kerr and Put It Up! book).

Canning Equipment Requirements: All canned products must be canned in clear, standard jars in good condition (no chips or cracks). Jars must be sealed using two-piece canning lids (flat lid and band). Must use a new, unused flat lid. Bands must not be rusty or severely worn.

50210 FOODS NUTRITION READY4LIFE CHALLENGE- (open to 11-18 year-olds in foods)

Exhibits in this category must include the following: a) a physical representation of the career or business product such as a model, prototype or display/portfolio that includes images of accomplished work; b) verbal or written explanations that demonstrate knowledge of the related career or business fields, potential careers, and the appropriate requirements for achievement in those fields. The judging criteria for this class values thoroughness of career and/or business exploration and pursuit above the workmanship of the physical specimen on display.

50211 FOODS INNOVATION CLASS: Open to youth enrolled in any Foods project.

Demonstrate the skills and knowledge you have gained through the project. The exhibit may include, but isn't limited to, original recipes, results of experiments not in the foods project books, variations on recipes or experimenting with unique cooking or baking methods. Your work can be displayed by a food product, demonstrations, digital presentations, performances, or posters which you have made. Choose whatever method best shows what you've learned. Your exhibit should not fit in the other exhibit options for this project. You must furnish any equipment you need for your exhibit. Internet service will not be provided for the exhibit. All exhibits must include something visual, such as a printed copy of a digital presentation, which will remain on display during the exhibition. Electronic equipment will only be used during your personal judging time and will not remain on display during the entire exhibit period. If you bring a food product, the food will NOT be tasted.

DO YOUR OWN THING – FOODS (County Project – NOT eligible for State Fair & not premium eligible) – Exhibit a project such as party table decorations, pies, candy making, cookies, brownies, bars, cakes, breads, etc. Use your imagination, but do not duplicate another food project. Cake Decorating is NOT eligible in this project area. We have Food Decorating in the Visual arts project for cake decorating.

FORESTRY

Judged: Saturday, July 10 at 1:00pm

Check-in: Thursday, July 8, between 4:00-8:00pm (see your clubs check in time pg. 4)

County may submit one entry total from 50212,50213, 50214; and One entry from 50216.

Each exhibit may include, but isn't limited to, original works, objects, demonstrations, digital presentations, programs, websites, games, apps, performances, or posters which you have made. Choose whatever method best shows what you've learned. Your exhibit should not fit in the other exhibit options for this project. You must furnish the equipment you need for your exhibit. Internet service will not be provided for the exhibit. All exhibits must include something visual, such as a printed copy of a digital presentation, which will remain on display during the exhibition. Electronic equipment will only be used during your personal judging time and will not remain on display during the entire exhibit period.

50212 FORESTS OF FUN 1 -Exhibit any product or display illustrating an activity from the book.

50213 FORESTS OF FUN 2 – Exhibit any product or display illustrating an activity from the book.

50214 FORESTS OF FUN 3 – Exhibit any product or display illustrating an activity from the book.

50216 FORESTRY READY4LIFE CHALLENGE-(Open to 11- to 18-year-olds enrolled in any Forestry project) Exhibits in this category must include the following: a) a physical representation of the career or business product such as a model, prototype or display/portfolio that includes images of accomplished work; b) verbal or written explanations that demonstrate knowledge of the related career or business fields, potential careers, and the appropriate requirements for achievement in those fields. The judging criteria for this class values thoroughness of career and/or business exploration and pursuit above the workmanship of the physical specimen on display.

GEOLOGY

Judged: Saturday, July 10 at 1:00pm

Check-in: Thursday, July 8, between 4:00-8:00pm (see your clubs check in time pg. 4)

County may submit Three entries total from 50218, 50219, 50220, 50221, 50222, 50223; and One entry from 50224.

Size and number of exhibit cases should relate appropriately to the number of specimens being displayed for a specified class. Specimens are not limited to Illinois locations. All levels of Geology use the same manual, Geology-Introduction to the Study of the Earth.

50218 PEBBLE PUPS 1 – Display 8 to 19 rocks or mineral specimens with three minerals in the collections. Collection may include duplications that show variations. Label collection and note where found.

50219 PEBBLE PUPS 2 – Display at least 20, but no more than 29 rocks or mineral specimens with seven minerals in the collection. Collection may include duplications that show variations. Label collection and note where found.

50220 ROCK HOUNDS 1 – Display at least 30, but no more than 40, rocks or mineral specimens with 10 minerals in the collection. Rocks should include at least three igneous, two metamorphic, and three sedimentary groups. Label collection and note where found. Exhibitor should be able to discuss various aspects of geology with judge.

50221 ROCK HOUNDS 2 – This level is for those who have successfully completed Geology, Advanced. Display no more than 50 specimens that have been selected to illustrate a specific theme of the exhibitor's choosing. Be creative. Sample categories could include (but are not limited to): industrial minerals and their uses; a specific rock group and the variety that occurs in that group, including some minerals that occur in that environment; select fossils traced through the geologic ages; minerals and their crystal habits; rocks and minerals used in the lapidary arts. Exhibitor should be able to discuss their theme and choice of specimens related to the theme with the judge.

50222 GEOLOGY INNOVATION CLASS-(Open to youth enrolled in Geology) Demonstrate the skills and knowledge you have gained through the Geology project. Exhibit may be the result of knowledge gained from project manuals; independent study about Illinois rock(s) and mineral(s), interaction with geology professionals; and/or individual exploration in the area of geology. The exhibit may include, but isn't limited to, original works, objects, demonstrations, digital presentations, programs, websites, games, apps, performances, or posters which you have made. Choose whatever method best shows what you've learned. Your exhibit should not fit in the other exhibit options for this project. You must furnish any equipment you need for your exhibit. Internet service will not be provided for the exhibit. All exhibits must include something visual, such as a printed copy of a digital presentation, which will remain on display during the exhibition. Electronic equipment will only be used during your personal judging time and will not remain on display during the entire exhibit period.

50224 GEOLOGY READY4LIFE CHALLENGE-(Open to 11-18 year olds enrolled in geology) Exhibits in this category must include the following: a) a physical representation of the career or business product such as a model, prototype or display/portfolio that includes images of accomplished

work; b) verbal or written explanations that demonstrate knowledge of the related career or business fields, potential careers, and the appropriate requirements for achievement in those fields. The judging criteria for this class values thoroughness of career and/or business exploration and pursuit above the workmanship of the physical specimen on display.

HEALTH

Judged: Friday, July 9 at 11:00am

Check-in: Thursday, July 8, between 4:00-8:00pm (see your clubs check in time pg. 4)

County may submit Three entries total from 50226, 50227, 50228, 50229; and One entry from 50231

50226 HEALTH 1 – Select four First Aid Skills and complete the activities for that section. Bring the project book and be prepared to discuss the completed sections. Exhibit a family first aid kit and be prepared to explain what each item is used for.

50227 HEALTH 2 – Select four Staying Healthy Skills and complete the activities for that section. Bring the project book and be prepared to discuss the completed sections. Exhibit a “smarts” project as explained in the project manual.

50228 HEALTH 3 – Select four Keeping Fit Skills and complete the activities for that section. Bring the project book and be prepared to discuss the completed sections. Exhibit a poster or display on one of the Keeping Fit Skills.

HEALTH-YOUR THOUGHTS MATTER – NAVIGATING MENTAL HEALTH-

(Not eligible for State Fair) Prepare an exhibit that demonstrates the knowledge and understanding gained through completion of the Your Thoughts Matter Member Project Guide. Exhibit the following 1) a poster or display that highlights activities and knowledge gained as you completed any two of activities 1 – 9 included in the curriculum; AND 2) the item you created in Activity 10 - the flyer, website, video, or other promotional tool that points individuals to the resources you found. To exhibit in this project area, 4-H members must have been involved in a 4-H Your Thoughts Matter SPIN Club experience.

50229 HEALTH INNOVATION CLASS- (Open to youth enrolled in Health 1, 2 or 3) Demonstrate the skills and knowledge you have gained through the Health project. The exhibit may include, but isn't limited to, original works, objects, demonstrations, digital presentations, programs, websites, games, apps, performances, or posters which you have made. Choose whatever method best shows what you've learned. Your exhibit should not fit in the other exhibit options for this project. You must furnish any equipment you need for your exhibit. Internet service will not be provided for the exhibit. All exhibits must include something visual, such as a printed copy of a digital presentation, which will remain on display during the exhibition. Electronic equipment will only be used during your personal judging time and will not remain on display during the entire exhibit period.

50231 HEALTH READY4LIFE CHALLENGE-(open to 11-18 year-olds in any health project)- Exhibits in this category must include the following: a) a physical representation of the career or business product such as a model, prototype or display/portfolio that includes images of accomplished work; b) verbal or written explanations that demonstrate knowledge of the related career or business fields, potential careers, and the appropriate requirements for achievement in those fields. The judging criteria for this class values thoroughness of career and/or business exploration and pursuit above the workmanship of the physical specimen on display.

HORTICULTURE–FLORICULTURE

Judged: Friday, July 9 at 3:00pm

Check-In: Thursday, July 8, between 4:00-8:00pm (see your clubs check in time pg. 4)

County may submit Three entries total from 50192, 50193, 50194, 50195, 50196; and One entry from 50198

50192 FLORICULTURE A – Exhibit one of the following options:

- Create a flower arrangement; either a round arrangement or a bud vase. No silk flowers are permitted; OR
- Create a photo collage or a collection of pictures of flowers that you have raised. Label your flowers by name and tell if you started with a seed, cutting or transplants. Mount pictures on a poster board; OR
- Exhibit in one container, 3 stems of blooms - each with attached foliage. Foliage that would go inside the container may be removed. All three blooms or stems should be the same variety, color, shape and size and must have been grown from seed, young seedling plants, bulbs or rhizomes by the exhibitor. (NOTE: Exhibitors choosing lilies should include no more than 2/3 of foliage for their exhibit.)

50193 FLORICULTURE B – Exhibit one of the following options:

- Display a mixed planter that may include herbs with foliage plants and/or flowering plants. The planter should include three or more kinds of plants. The container exhibit space must not exceed 18"x18".
- Create an artistic display of dried flowers and/or herbs explaining how each was dried; **OR**
- Create a photo collage or collection of pictures of plants from your theme garden. Label your plants by name and explain how the plants were chosen to fit the theme.

50194 FLORICULTURE C – Exhibit one of the following options:

- Create a terrarium, selected plants should be started by the exhibitor from cuttings or seeds or as purchased plugs. The terrarium must be cared for by the exhibitor for at least 5 months. Exhibitor should be able to explain the different plant, soil, and environmental needs and watering requirements of a closed system; OR
- Exhibit a plant that you propagated from cuttings, layering or division or started from seed. Create a photo board showing the progression of growth. Tips for vegetative propagation of houseplants can be found at Illinois Extension Gardener's Corner go.illinois.edu/gardenerscorner.

50195 FLORICULTURE D – Exhibit one of the following options:

- Create a centerpiece around a theme such as a wedding, holiday, birthday, etc. No silk flowers are permitted; OR
- Create an exhibit of forced bulbs in a pot.

50196 FLORICULTURE DISPLAY – Present an exhibit of the member's choice that focuses on some aspect of floriculture which does not fit in the other categories. The exhibit may include, but isn't limited to, dish gardens, original works, objects, demonstrations, digital presentations, programs, websites, games, apps, performances, or posters which you have made. Choose whatever method best shows what you've learned. Your exhibit should not fit in the other exhibit options for this project. You must furnish the equipment you need for your exhibit. Internet service will not be provided for the exhibit. All exhibits must include something visual, such as a printed copy of a digital presentation, which will remain on display during the exhibition. Electronic equipment will only be used during your personal judging time and will not remain on display during the entire exhibit period.

50198 FLORICULTURE READY4LIFE CHALLENGE- (Open to 11-18 year olds in floriculture)-

Exhibits in this category must include the following: a) a physical representation of the career or business product such as a model, prototype or display/portfolio that includes images of accomplished work; b) verbal or written explanations that demonstrate knowledge of the related career or business fields, potential careers, and the appropriate requirements for achievement in those fields. The judging criteria for this class values thoroughness of career and/or business exploration and pursuit above the workmanship of the physical specimen on display

HORTICULTURE–VEGETABLE GARDENING

Judged: Friday, July 9 at 3:00pm

Check-in: Thursday, July 8, between 4:00-8:00pm (see your clubs check in time pg. 4)

County may submit Three entries total for 50313, 50314, 50315, 50316; and One entry for 50318

All exhibits must have been grown by the exhibitor as part of their current gardening 4-H project. Exhibitors should be knowledgeable about various aspects of the produce, including but not limited to different varieties, soil testing, fertilizers used, etc. Exhibits should be prepared according to the Illinois Vegetable Garden Guide website: <http://web.extension.illinois.edu/vegguide/>. Waxes and oils may not be used on vegetables or fruits. Any plant infested with insects will be removed from the exhibit area and will not be eligible for champion awards.

VEGETABLE PLATE/BASKET LIST

(Lists are provided by UI Extension Horticulturists. Items are listed according to the correct definition of vegetables.)

| | |
|---|--|
| Asparagus (5 spears) | Parsnips (5) |
| Beans, Lima (12 pods) | Peas (12 pods) |
| Beets (5) | Peppers, large fruited (bell/banana) (5) |
| Broccoli (1 head) | Peppers, small fruited (chili/cherry) (12) |
| Brussels Sprouts (12 sprouts) | Popcorn (5) |
| Cabbage (1 head) | Potatoes (any variety) (5) |
| Cauliflower (1 head) | Pumpkin (1) |
| Carrots (5) | Rhubarb, trimmed stalks (3) |
| Cucumber, pickling or slicing (5) | Rutabaga (5) |
| Eggplant (1) | Salsify (5) |
| Garlic (5) | Squash, summer (any variety) (5) |
| Kohlrabi (5) | Sweet Corn, in husks (5) |
| Lettuce (1 head or plant) | Tomatoes, slicing (5) |
| Muskmelon, including Cantaloupe (1) | Tomatoes, small fruited (12) |
| Okra (12) | Turnips (5) |
| Onions, large, dry (5) | Watermelon (1) |
| Onions, green or set (12) | |
| Squash, winter (acorn, butternut, buttercup, spaghetti, Hubbard, Turks' Turban) (1) | |
| Beans, snap, green pod or golden wax (12 pods) | |
| Greens (collard, endive, escarole, kale, mustard, spinach, Swiss chard) (1 plant) | |
| Horseradish Root (1 marketable root specimen harvested this year) | |

50313 HERB DISPLAY (Open to youth in Vegetable Gardening A, B, C, or D)-

Herbs should be grown in pots (8" maximum diameter). Categories: Mint, Oregano, Rosemary, Sage, Thyme, and all other herbs. Herbs should be labeled with common and Latin names. Herbs should be in your care for a minimum of three months for state fair exhibits. Remove dead leaves from plants and check that the soil is clear of debris such as dead leaves. In addition to class Champions, Herb

Category Grand and Reserve Grand Champions may be selected. When exhibiting herb plants, be sure to grow the plants in the container to be displayed to avoid transplant shock. Exhibits will be evaluated based on cleanliness, uniformity, condition, quality, and trueness to variety. Additional herb resources are located on the project resources section of the Illinois 4-H website.

50314 VEGETABLE DISPLAY (Open to youth in Vegetable Gardening A, B, C or D) –

1. This class is allowed a 2'6" x 2'6" space for display.
2. Display must include 6 or more different kinds of vegetables. There may not be more than 2 different varieties of any vegetable. For example, red and white potatoes would be classified as two different varieties. Acorn squash and zucchini would be classified as two different vegetables.
3. The number and type of vegetables used must conform to the Vegetable Plate/Basket List.
4. Exhibitors must provide the name and variety of all vegetables used (i.e. Cabbage – Golden Acre; Cucumber, slicing – Straight Eight; Tomatoes, slicing – Rocky Top; Snap Beans – Contender, etc.).

50315 VEGETABLE PLATE (Open to youth in Vegetable Gardening A, B, C or D) –

1. Exhibit must include 2 single vegetable plates. (Exhibitor will furnish the disposable plates.)
2. Number of vegetables on plates must conform to plate list below.
3. Only one variety on each plate.
4. An exhibitor cannot show two plates of the same type vegetable. (i.e.: Cannot exhibit red and white potatoes or zucchini and straightneck summer squash.)

50316 VEGETABLE GARDENING DISPLAY – (Open to youth in Vegetable Gardening A, Vegetable Gardening B, Vegetable Gardening C, Vegetable Gardening D) Present an exhibit of the member's choice that focuses on some aspect of vegetable gardening which does not fit in the categories above. The exhibit may include, but isn't limited to, original works, objects, demonstrations, digital presentations, programs, websites, games, apps, performances, or posters which you have made. Choose whatever method best shows what you've learned. You must furnish any equipment you need for your exhibit. Internet service will not be provided for the exhibit. All exhibits must include something visual, such as a printed copy of a digital presentation, which will remain on display during the exhibition. Electronic equipment will only be used during your personal judging time and will not remain on display during the entire exhibit period.

50318 VEGETABLE GARDENING READY4LIFE CHALLENGE: (Open to 11- to 18-year-olds enrolled in any Vegetable Gardening project) Exhibits in this category must include the following:
a) a physical representation of the career or business product such as a model, prototype or display/portfolio that includes images of accomplished work; b) verbal or written explanations that demonstrate knowledge of the related career or business fields, potential careers, and the appropriate requirements for achievement in those fields. The judging criteria for this class values thoroughness of career and/or business exploration and pursuit above the workmanship of the physical specimen on display.

INTERCULTURAL

Judged: Saturday, July 10 at 11:00am

Check-in: Thursday, July 8, between 4:00-8:00pm (see your clubs check in time pg. 4)

County may submit 1 individual entry from 50233; 1 individual entry from 50234; 1 individual entry from 50236; 1 club entry from 50235. Due to space restrictions, exhibits are limited to 2' 6" wide and 15" deep.

50233 PASSPORT TO THE WORLD, Individual – Prepare a display illustrating what you have learned about a country's or U.S. region's geography, economy, agriculture, people, language, housing, culture, music, crafts, clothing, holidays or other aspects. Exhibit should be educational in nature and should not promote one's beliefs over another person's beliefs. The exhibit may include, but isn't limited to, original works, objects, demonstrations, digital presentations, programs, websites, games, apps, performances, or posters which you have made. Choose whatever method best shows what you've learned. Your exhibit should not fit in the other exhibit options for this project. You must furnish the equipment you need for your exhibit. Internet service will not be provided for the exhibit. All exhibits must include something visual, such as a printed copy of a digital presentation, which will remain on display during the exhibition. Electronic equipment will only be used during your personal judging time and will not remain on display during the entire exhibit period. Include the project manual with completed sections that pertain to the exhibit information.

50234 DIVERSITY & CULTURAL AWARENESS- Create a display or binder portfolio that illustrates the results of a minimum of three (3) completed activities from the project book. Due to space restrictions, exhibits are limited to 2' 6" wide and 15" deep.

50235 INTERCULTURAL CLUB, Includes Passport to the World, Diversity & Cultural Awareness and Latino Cultural Arts Projects – Exhibit a display illustrating the steps the club has completed on the project selected for the year. Include a written outline or report of accomplishments and future goals. The exhibit may include, but isn't limited to, original works, objects, demonstrations, digital presentations, programs, websites, games, apps, performances, or posters which you have made. Choose whatever method best shows what the club members have learned. Your exhibit should not fit in the other exhibit options for this project. You must furnish the equipment you need for your exhibit. Internet service will not be provided for the exhibit. All exhibits must include something visual, such as a printed copy of a digital presentation, which will remain on display during the exhibition. Electronic equipment will only be used during your personal judging time and will not remain on display during the entire exhibit period. The display must be attended by three (3) or more club exhibitors at the time of the judge's critique. Club members should make a 5- to 10-minute presentation to the judge. All club members present for the critique should be able to discuss the project and answer questions. Only the club members present for judging who participate in the actual critique and presentation are eligible for ribbons and premiums.

50236 INTERCULTURAL READY4LIFE CHALLENGE: (Open to 11-18 year-olds in intercultural)
Exhibits in this category must include the following: a) a physical representation of the career or business product such as a model, prototype or display/portfolio that includes images of accomplished work; b) verbal or written explanations that demonstrate knowledge of the related career or business fields, potential careers, and the appropriate requirements for achievement in those fields. The judging criteria for this class values thoroughness of career and/or business exploration and pursuit above the workmanship of the physical specimen on display.

INTERIOR DESIGN

Judged: Saturday, July 10 at 1:00pm

Check-in: Thursday, July 8, between 4:00-8:00pm (see your clubs check in time pg. 4)

*County may submit Two entries total from 50242, 50243, 50244, 50245
; and One entry from 50247.*

All table-top displays should fit into an area no larger than 2' wide x 15" deep. Posters should be no larger than 22" x 30".

50242 DESIGN DECISIONS, Beginning – Exhibit one of the following:

- Comparison study of at least two types of wall or floor finishes or treatments showing costs, use in overall design, quality comparison, etc. and final selection made for the room. May be displayed via poster or notebook; **OR**
- Wall treatment – Poster showing the application of a decorative treatment for a wall (stenciling, rag rolling, etc.) used by exhibitor. Treatment should cover approximately ½ of the board. Remaining area of the board should include before/after photos, a picture story of the application, cost comparison, etc.; **OR**
- A three-dimensional surface accessory that will set on a table, dresser, or floor. Item must be made by the exhibitor. Include before and after photos of the space where the item is used in the room; **OR**
- Wall hanging (2- or 3-dimensional), made by exhibitor. Include before and after photos of the space where the item is used in the room.

50243 DESIGN DECISIONS, Intermediate – Exhibit one of the following:

- Comparison shopping study of at least two accessories showing wants and needs, costs, use in overall design plan, quality comparison, etc. and final selection made. May be displayed via poster or notebook; **OR**
- Bedcover – May include a quilt, comforter, bedspread, dust ruffle, pillow sham, canopy, etc. made by exhibitor. Include before and after photos of the space where the item is used in the room; **OR**
- Window Treatment – May include curtains, draperies, shades, shutters, etc. made by exhibitor. Include before and after photos of the space where the item is used in the room.
- Exhibit one item of refinished furniture. Include before and after photos of the item. Photo should be mounted. Include a description of the steps taken to refinish the item.

50244 DESIGN DECISIONS, Advanced – Exhibit one of the following:

- Select a problem such as storage, unusual or odd-sized window, need for better lighting, privacy, or an invention or idea that solves an energy or water problem. Show the steps used to solve the problem and the final product. Use pictures, samples, drawings, etc. to tell the story. Display in a notebook or on poster board. If an item was made by the exhibitor to solve the problem, include that item in the display. Include before and after photos in display. Displays illustrating a general “redecorating” of a room are NOT appropriate for this exhibit; **OR**
- An item that has been recycled (significantly altered) by the member. Include before and after photos of the recycled item and where it is used in the room. Be prepared to discuss how decisions were made in relation to the alterations made; **OR**
- Compare various energy-saving techniques that are or could be used in your home. Include items such as cost comparisons of installation and/or usage, potential savings, aesthetic value, quality of life, and practicality. Describe how any of these techniques can affect your global footprint.

50245 INTERIOR DESIGN INNOVATION CLASS- (Open to youth enrolled in Interior Design.)

Demonstrate the skills and knowledge you have gained through the Interior Design project. The exhibit may include, but isn't limited to, original works, objects, demonstrations, digital

presentations, programs, websites, games, apps, performances, or posters which you have made. Choose whatever method best shows what you've learned. Your exhibit should not fit in the other exhibit options for this project. You must furnish any equipment you need for your exhibit. Internet service will not be provided for the exhibit. All exhibits must include something visual, such as a printed copy of a digital presentation, which will remain on display during the exhibition. Electronic equipment will only be used during your personal judging time and will not remain on display during the entire exhibit period.

50247 INTERIOR DESIGN READY4LIFE CHALLENGE (Open to 11-18 yr olds in interior design)

Exhibits in this category must include the following: a) a physical representation of the career or business product such as a model, prototype or display/portfolio that includes images of accomplished work; b) verbal or written explanations that demonstrate knowledge of the related career or business fields, potential careers, and the appropriate requirements for achievement in those fields. The judging criteria for this class values thoroughness of career and/or business exploration and pursuit above the workmanship of the physical specimen on display.

LEADERSHIP

Judged: Saturday, July 10 at 11:00am

Check-in: Thursday, July 8, between 4:00-8:00pm (see your clubs check in time pg. 4)

Each county may submit Three entries total from 50249, 50250, 50251, 50252; Two entries from 50254; One entry from 50255.

50249 LEADERSHIP 1 – Create a binder portfolio with a minimum of four (4) completed activities each year, from the areas noted below. Build upon your previous year's work. Photocopies or original pages of the completed activities from the book should be included in the portfolio. Use of page protectors is recommended.

First year – One activity from each of the following sections: Understanding Self; Communication; and Getting Along with Others, plus one activity of the exhibitor's choice from the manual.

Second year – One activity from each of the following sections: Getting Along with Others; Learning to Learn; and Making Decisions, plus one activity of the exhibitor's choice from the manual.

Third year – One activity from each of the following sections: Making Decisions; Managing; and Working with Groups, plus one activity of the exhibitor's choice from the manual.

50250 LEADERSHIP 2 – Building on your previous work, continue adding to your binder portfolio with a minimum of four (4) completed activities each year, from the areas noted below. Photocopies or original pages of the completed activities from the book should be included in the portfolio. Use of page protectors is recommended.

First year – One activity from each of the following sections: Understanding Self; Communication; and Getting Along with Others, plus one activity of exhibitor's choice from the manual.

Second year – One activity from each of the following sections: Getting Along with Others; Learning to Learn; and Making Decisions, plus one activity of the exhibitor's choice from the manual.

Third year – One activity from each of the following sections: Making Decisions; Managing; and Working with Groups, plus one activity of exhibitor's choice from the manual.

50251 LEADERSHIP 3 – Building upon your previous work, continue adding to your binder portfolio with a minimum of four (4) completed activities each year, from the areas noted below. Photocopies

or original pages of the completed activities from the book should be included in the portfolio. Use of page protectors is recommended.

First year – One activity from each of the following sections: Understanding Self; Communication; and Getting Along with Others, plus one activity of the exhibitor’s choice from the manual.

Second year – One activity from each of the following sections: Getting Along with Others; Learning to Learn; and Making Decisions, plus one activity of exhibitor’s choice from the manual.

Third year – One activity from each of the following sections: Making Decisions; Managing; and Working with Groups, plus one activity of exhibitor’s choice from the manual.

50252 LEADERSHIP INNOVATION CLASS – (Open to youth enrolled in Leadership 1-3.)

Demonstrate the skills and knowledge you have gained through the Leadership project. Your exhibit should not fit in the other exhibit options for this project. The exhibit may include, but isn’t limited to, original works, objects, demonstrations, digital presentations, programs, websites, games, apps, performances, or posters which you have made. Choose whatever method best shows what you’ve learned. Your exhibit should not fit in the other exhibit options for this project. You must furnish any equipment you need for your exhibit. Internet service will not be provided for the exhibit. All exhibits must include something visual, such as a printed copy of a digital presentation, which will remain on display during the exhibition. Electronic equipment will only be used during your personal judging time and will not remain on display during the entire exhibit period.

50254 LEADERSHIP GROUP- (Open to clubs and groups whose members are enrolled in any Leadership project)

– Exhibit a display illustrating how your group has used the “Teens As Leaders” model effectively in your club, community, school, or state. Leadership activities might include planning, advising, promoting, mentoring, teaching or advocating for change. The exhibit may include, but isn’t limited to, original works, objects, demonstrations, digital presentations, programs, websites, games, apps, performances, or posters which you have made. Choose whatever method best shows what you’ve learned. You must furnish any equipment you need for your exhibit. Internet service will not be provided for the exhibit. All exhibits must include something visual, such as a printed copy of a digital presentation, which will remain on display during the exhibition. Electronic equipment will only be used during your personal judging time and will not remain on display during the entire exhibit period. The display must be accompanied by three (3) or more 4-H members at the time of the judge’s critique. Club members should make a 5- to 10-minute presentation to the judge. All club members present for the judge’s critique should be able to discuss the project and answer questions. Only club members present for judging who participate in the actual critique and presentation are eligible for ribbons and premiums.

50255 LEADERSHIP READY4LIFE CHALLENGE: (Open to 11-18 yr old in leadership area)

Exhibits in this category must include the following: a) a physical representation of the career or business product such as a model, prototype or display/portfolio that includes images of accomplished work; b) verbal or written explanations that demonstrate knowledge of the related career or business fields, potential careers, and the appropriate requirements for achievement in those fields. The judging criteria for this class values thoroughness of career and/or business exploration and pursuit above the workmanship of the physical specimen on display.

MAKER CLASS

Judged: Friday, July 9 at 3:00pm

Check-in: Thursday, July 8, between 4:00-8:00pm (see your clubs check in time pg. 4)

County may submit Three entries TOTAL combined from all Maker exhibit divisions.

Maker Class is available in every project category but will all be judged in at the same time during the show and will be displayed together in a designated section.

Exhibits in this category are designed to be multi-disciplinary in nature, innovative, and must not fit into any other exhibit category. To qualify for this category, your project **MUST** abide by the following guidelines:

- Exhibitors must complete the DIY Make & Build Curriculum, and answer all the questions at the end of each lesson. You must display (or upload if virtual) your answers to these questions, as well as your Maker Log from the DIY Make and Build curriculum.
- Exhibits must be an object or device that has an intended purpose and uses technology in either a mechanical way, digital (computer) way, or combination of the two. Your device or object **cannot** be one of the included activities in the DIY Make and Build Curriculum.
- The device must be something that can be used in everyday life by multiple people (a target audience), and **MUST** be manufactured/built by the exhibitor (If not fully manufactured by the exhibitor, the device **MUST** be modified structurally or be reprogramed to perform a different function other than what it was designed to do).
- Exhibits **MUST** be able to interact with the outside world. (e.g. an on off switch, input sensors, feedback, etc.)
- Exhibits **MUST** include a detailed build log with instructions on how to make or build the exhibit, **AND** contain either a 3D rendering or detailed and labeled sketches of the device/product.
- All parts and software used in the design/build **MUST** be listed in a detailed Bill of Materials including cost per item and total cost. Total time spent on the build must be documented in your build log.

In addition, exhibitors are **HIGHLY** encouraged to use tools such as 3-D printers, laser cutters, routers and/or other hand/power tools to help in the manufacturing process (**NOTE: Simply 3-D printing or laser cutting an object without the other specifications does not qualify as a Maker Project**). It is also **HIGHLY** encouraged that exhibits use Open Source software and/or hardware in the build.

NATURE: NATURAL RESOURCES & OUTDOOR ADVENTURE

Judged: Saturday, July 10 at 2:00pm

Check-in: Thursday, July 8, between 4:00-8:00pm (see your clubs check in time pg. 4)

County may submit Three entries from 50256, 50257, 50258, 50259; One entry from 50267

Note: Live animals are **NOT** permitted as exhibits in this area. Electricity and water are **NOT** available for these displays.

50256 NATURAL RESOURCES 1 – Exhibit any item or display developed from the project book, *Step Into Nature*.

50257 NATURAL RESOURCES 2 – Exhibit any item or display developed from the project book, *Explore the Natural World*.

50258 NATURAL RESOURCES 3 – Exhibit any item or display developed from the project book, *Blaze the Trail*.

50259 OUTDOOR ADVENTURES 1-3 – Exhibit a display illustrating an activity completed from the project manual.

NATURE: FISHING AND WILDLIFE

Judged: Saturday, July 10 at 1:00pm

Check-in: Thursday, July 8, between 4:00-8:00pm (see your clubs check in time pg. 4)

County may submit Three entries from 50260, 60261, 60262, 50263, 50265, 50266; and One from 50291

50260 SPORTSFISHING 1 – Exhibit a product or display made to complete the activities in the *Take the Bait* project manual. This could include, but is not limited to, displays on different types of fishing tackle; identifying different baits and their uses (no actual bait, please); or identifying the anatomy of a fish. **For safety reasons, lures must be placed in a plastic case.**

50261 SPORTSFISHING 2 – Exhibit a product or display made to complete the activities in the *Reel in the Fun* project manual. This could include, but is not limited to, displays on different types of knots or rigs and their use; a collection of fishing lures, labeled with their use; or information on preparing and cooking fish (not recipes). **For safety reasons, lures must be placed in a plastic case.**

50262 SPORTSFISHING 3 – Exhibit a product or display made to complete the activities in the *Cast into the Future* project manual. This could include, but is not limited to, displays on making artificial flies and lures; researching effects of water temperature; sportsfishing careers; or identifying insects that fish eat. **For safety reasons, lures must be placed in a plastic case.**

50266 WILDLIFE 1 – Exhibit any activity developed from the project manual (example: identify different wildlife habitats). Within the exhibit, explain the importance of knowing the information shared.

50263 WILDLIFE 2 – Exhibit any activity developed from the project manual (example: create a display of the life history of an animal). Within the exhibit, explain the importance of and concept behind the exhibit.

50265 WILDLIFE 3 - Exhibit any activity developed from the project manual. Be able to explain the importance of and concept behind the exhibit.

50291 FISHING & WILDLIFE READY4LIFE CHALLENGE- (Open to 11- to 18-year-olds enrolled in any Fishing and Wildlife project) Exhibits in this category must include the following: a) a physical representation of the career or business product such as a model, prototype or display/portfolio that includes images of accomplished work; b) verbal or written explanations that demonstrate knowledge of the related career or business fields, potential careers, and the appropriate requirements for achievement in those fields. The judging criteria for this class values thoroughness of career and/or business exploration and pursuit above the workmanship of the physical specimen on display.

EXPLORING YOUR ENVIRONMENT 1: (not eligible for state fair) Prepare a display or poster that illustrates an activity from the project manual. The display should demonstrate an understanding of natural and/or manmade environments, how humans affect the environment, or how the environment affects our lives. Include your project manual, that documents activity recordkeeping, your answers to activity questions, and details the exhibitor's thoughts and ideas.

EXPLORING YOUR ENVIRONMENT 2: (not eligible for state fair) Prepare a display or poster that illustrates an activity from the project manual. The display should demonstrate an understanding of one of the following: stewardship of natural resources, investigating greenhouse effects on living organisms, methods of reducing or managing waste in your home or community, or calculating your ecological footprint. Include your project manual that documents activity recordkeeping, your answers to activity questions, and details the exhibitor's thoughts and ideas.

PHOTOGRAPHY

Judged: Saturday, July 10 at 11:00am

Check-in: Thursday, July 8, between 4:00-8:00pm (see your clubs check in time pg. 4)

*County may submit Three entries total from 50268, 50269, 50270, 50271, 50272
; and one entry from 50274.*

ALL photos in exhibits must have been taken by the exhibitor. Photo/model releases from individuals pictured in the exhibitor's photographs are required unless the photograph is of a group in a public place where identification would not be an issue. The release can be obtained at: <https://4h.extension.illinois.edu/members/projects/photography> Photos may be taken with a camera, an electronic tablet (i.e. iPad), or a cell phone.

ALL photos must be accompanied by details of the camera settings that include:

- a) Camera/device used
- b) Aperture (F-stop)
- c) Exposure time (shutter speed)
- d) ISO (film/sensor sensitivity)
- e) Lighting used (flash, artificial, sunlight, other)
- f) Lens Filters (Ultra-Violet, Polarizing, etc) if used.

Additional details required for Photo Editing ONLY:

- g) Photo editing software/application used (required for ALL edits and retouches except for cropping)
- h) Filters used (lens filters and or digital/software filters)

Members are allowed to shoot on a camera's automatic setting, but should be able to find the metadata information on the photo to discuss the information above.

The exhibition size requirements for all photographs will be:

Minimum image size: 5" X 7"

Maximum image size: 8" X 10"

Maximum exhibit size (including frame): 18" X 20"

All exhibitors must include unframed (taped to the back of the framed exhibit or attached to the project booklet) Original or un-edited versions of either the same subject or the examples of the same technique that the framed image represents. This will assist the judge in understanding the choices made by the photographer to build the exhibited composition.

NOTE: Images taken with devices that apply an automatic filter will not be eligible for award.

50268 PHOTOGRAPHY 1 – Exhibit one framed photo which demonstrates your understanding of a technique you learned from your Photography 1 project manual. No photo editing is allowed in this class except cropping and red eye removal. Be prepared to show the page in the manual of the technique you are demonstrating.

50269 PHOTOGRAPHY 2 – Exhibit one of the options listed below:

- Exhibit one framed 8x10 close-up photograph using the skills learned on page 62-63 (section: Bits and Pieces) of the project manual titled *Controlling the Image*. No photo editing is allowed in this class except cropping and red eye removal; OR
- Exhibit one framed 8”x10” photo which demonstrate your understanding of a technique you learned from your Photography 2 project manual. No photo editing is allowed in this class except cropping and red eye removal. Be prepared to show the page in the manual of the technique you are demonstrating.

50270 PHOTOGRAPHY 3 – Exhibit one of the two options listed below:

- Exhibit one framed 8” x 10” still-life photo that demonstrates good composition, including color, form, texture, lighting and depth of field. No photo editing is allowed in this class except cropping and red eye removal; OR
- Exhibit one framed 8”x10” photo which demonstrate your understanding of a technique you learned from your Photography 3 project manual. No photo editing is allowed in this class except cropping and red eye removal. Be prepared to show the page in the manual of the technique you are demonstrating.

50271 PHOTO EDITING (Open to members in Photography 1, 2, and 3) – Exhibit one framed 8” x 10” photo that has been altered using digital photo-editing techniques (beyond cropping and red-eye reduction). Include a print of the original photo(s), taped to the back of the photo frame. Photos in which an automatic filter was applied at the time the photograph was taken will not be eligible for award.

50272 PHOTOGRAPHY INNOVATION CLASS-(Open to youth who are enrolled in Photography 1, 2, and 3.) Demonstrate the skills and knowledge you have gained through the Photography project. **Your exhibit should not fit in the other exhibit options for this project.** The exhibit may include, but isn’t limited to, original works, objects, demonstrations, digital presentations, programs, websites, games, apps, performances, or posters which you have made. Choose whatever method best shows what you’ve learned. Your exhibit should not fit in the other exhibit options for this project. You must furnish any equipment you need for your exhibit. Internet service will not be provided for the exhibit. Electronic equipment will only be used during your personal judging time and will not remain on display during the entire exhibit period. All exhibits must include one framed photo illustrative of the work you are presenting.

50274 PHOTOGRAPHY READY4LIFE CHALLENGE- (*open to 11-18 yr olds in photography*)

Exhibits in this category must include the following: a) a physical representation of the career or business product such as a model, prototype or display/portfolio that includes images of accomplished work; b) verbal or written explanations that demonstrate knowledge of the related career or business fields, potential careers, and the appropriate requirements for achievement in those fields. The judging criteria for this class values thoroughness of career and/or business exploration and pursuit above the workmanship of the physical specimen on display.

PLANTS & SOILS

(Not Eligible for State Fair)

Judged: Friday, July 9 at 3:00pm

Check-in: Thursday, July 8, between 4:00-8:00pm (see your clubs check in time pg. 4)

PLANTS AND SOILS 1 – Prepare a display or poster that illustrates an activity from the project manual. The display should demonstrate an understanding of environmental and internal factors that affect plant growth and the function and characteristics of soil. Include your project journal that documents

activity recordkeeping requirements, answers activity questions, and details personal thoughts and ideas.

PLANTS AND SOILS 2 – Prepare a display or poster that illustrates an activity from the project manual. The display should demonstrate an understanding of the composition of plants, the functions of individual plant parts, plant life cycles, and the many ways plants reproduce. Include your project journal that documents activity recordkeeping, answers activity questions, and details personal thoughts and ideas.

PLANTS AND SOILS 3 – Prepare a display or poster that illustrates an activity from the project manual. The display should demonstrate an understanding of the relationship between soil and other cycles found in nature. Displays should also provide an example of a leadership or service-learning experience focused on environmental stewardship. Include your project journal that documents activity recordkeeping requirements, answers activity questions, and details personal thoughts and ideas.

PLANTS & SOILS READY4LIFE CHALLENGE: (not eligible for state fair)- (**Open to 11- to 18-year-olds enrolled in any Plants & Soils project**) Exhibits in this category must include the following: a) a physical representation of the career or business product such as a model, prototype or display/portfolio that includes images of accomplished work; b) verbal or written explanations that demonstrate knowledge of the related career or business fields, potential careers, and the appropriate requirements for achievement in those fields. The judging criteria for this class values thoroughness of career and/or business exploration and pursuit above the workmanship of the physical specimen on display.

ROBOTICS

Judged: Friday, July 9 at 3:00pm

Check-in: Thursday, July 8, between 4:00-8:00pm (see your clubs check in time pg. 4)

County may submit Three entries total from 50285, 50286, 50288, 50289, 50292; and One from 50293 to state fair

NOTE: If applicable for their class and display, exhibitors must bring their own computers for demonstration purposes; computers will not be provided. Internet access will not be available.

- Exhibits in classes Robotics 1: Beginning, 50285, and 50286 are designed to be used with LEGO Mindstorms (NXT or EV3).
- Any other programmable robot kit such as Arduino or Raspberry Pi, should be exhibited in Robotics Innovation/Open Source Class (50292).

ROBOTICS 1 : Beginning (Not Eligible for State Fair) Exhibitors should complete Activities 1-6 in the Robotics 1 with EV3 project book. Exhibitors will design, build and program a robot that can autonomously follow a predetermined path that changes direction at least 4 times during a single run. They will bring their project book, their program code (on laptop or on paper), and a single page write up to share what they learned about the engineering design process and programming.

50285 ROBOTICS 1: Intermediate Exhibitors should complete Activities 7-12 in the Robotics 1 with EV3 project book. Exhibitors will design, build and program a robot that uses at least one sensor to autonomously follow a path, respond to and/or avoid obstacles. Exhibitors in this class must use at least one sensor in their robot design. They will bring their project book, their program code (on laptop or on paper), and a short journal sharing what they learned about the engineering design process and programming throughout their work in the project and specifically while preparing the exhibit.

50286 ROBOTICS 2: Exhibitors should complete Activities 1-7 in the Robotics 2 EV3N More project book. Exhibitors will design, build and program a robot that uses sensors and programming to

complete one of the challenges provided after registration. They will bring their project book, their program code (on laptop or on paper), and a short journal sharing changes they made to the robot and/or program along the way, and to describe their experience with completing the challenge.

JUNK DRAWER ROBOTICS: All exhibits should be original designs made with everyday objects and materials. Exhibits made with purchased kits will not be accepted. Exhibitors are also required to bring their Junk Drawer Robotics Youth Robotics Notebook with the sections completed for the project they are exhibiting. For example, if the exhibitor is bringing Activity E from Junk Drawer Level 1, they should have robotics notebook sections A-E completed.

JUNK DRAWER ROBOTICS 1 (Not Eligible for State Fair) – Exhibit any item from the “To Make” activity from the Junk Drawer Robotics Level 1 Book. Be sure all robotics notebook sections within the module being exhibited are filled in.

50288 JUNK DRAWER ROBOTICS 2 – Exhibit any item from the “To Make” activity from the Junk Drawer Robotics Level 2 Book. Be sure all robotics notebook sections within the module being exhibited are filled in.

50289 JUNK DRAWER ROBOTICS 3 – Exhibit any item from the “To Make” activity from the Junk Drawer Robotics Level 3 book. Be sure all robotics notebook sections within the module being exhibited are filled in.

50292 ROBOTICS READY4LIFE CHALLENGE- (Open to 11-18 yr olds enrolled in Robotics)

Exhibits in this category must include the following: a) a physical representation of the career or business product such as a model, prototype or display/portfolio that includes images of accomplished work; b) verbal or written explanations that demonstrate knowledge of the related career or business fields, potential careers, and the appropriate requirements for achievement in those fields. The judging criteria for this class values thoroughness of career and/or business exploration and pursuit above the workmanship of the physical specimen on display.

SHOOTING SPORTS

Judged: Saturday, July 10 at 2:00pm

Check-in: Thursday, July 8, between 4:00-8:00pm (see your clubs check in time pg. 4)

County may submit Two entries from 50401, 50403, and One from 50406

Members must be a member of an approved 4-H Shooting Sports Club **to exhibit members must be a member of an approved 4-H Shooting Sports Club** to exhibit. No live ammunition, actual firearms or parts of a firearm that could be reassembled should be included. Any manufactured part of a sporting arm may not be displayed. Human Silhouette targets will not be displayed. All exhibits should be posters suitable for display to the general public. Exhibits deemed to be inappropriate will not be displayed.

NOTE: Shooting Sports Displays are prohibited from displaying the following:

- No live ammunition
- No knives or arrow tips (including field points, hunting broadheads, etc.)
- No functional or non-functional bows, firearms or firearm parts that could be reassembled are allowed.
- No humanoid shaped targets or reference to paintball, laser tag, air-soft, or pointing of any type of firearm or bow toward another person is allowed.
- No display involving primarily tactical design firearms (i.e. AR platform or military type firearms)
- No reference or use of the word “weapon” should be used in a display
- Make sure there are no safety violations in your display. (Example: no earplugs or safety glasses)

in a picture of a person shooting a firearm.)

50401 SHOOTING SPORTS: ARCHERY - Exhibit a poster or a stand-alone display depicting safe archery handling, range safety, the parts of the bow, tracking the target, target sighting, or another topic you have learned through the 4-H Shooting Sports program.

50406 SHOOTING SPORTS READY4LIFE CHALLENGE: Open to 11- to 18-year-olds enrolled in any Shooting Sports project. Exhibits in this category must include the following: a) a physical representation of the career or business product such as a model, prototype or display/portfolio that includes images of accomplished work; b) verbal or written explanations that demonstrate knowledge of the related career or business fields, potential careers, and the appropriate requirements for achievement in those fields. The judging criteria for this class values thoroughness of career and/or business exploration and pursuit above the workmanship of the physical specimen on display.

SMALL ENGINES

Judged: Friday, July 9 at 3:00pm

Check-in: Thursday, July 8, between 4:00-8:00pm (see your clubs check in time pg. 4)

County may submit One entry total for 50294; and One entry for 50297.

Small Engine displays must be no larger than a 4' x 4' display board. Exhibits must be portable. The size of exhibits larger than 3' x 3' should be noted on the 4-HDMS electronic entry form. No complete engines, lawn tractors, tillers, chainsaws, etc. are permitted for display. No electrical power is available for displays/exhibits.

50294 SMALL ENGINES (1-3) – Exhibit a display, selecting **one** of the following items:

- **Ignition System:** Identify the parts of the Ignition System and explain how magnetic energy is produced through the ignition system to ignite the spark plug; **OR**
- **Compression System:** Explain how heat energy is produced by an engine and converted into mechanical energy; **OR**
- **Heat Transfer:** Explain how heat is transferred through the cooling and lubrication system of an air-cooled or water-cooled engine; **OR**
- **Filter Maintenance:** Explain the proper maintenance and cleaning of the air, fuel, and oil filters of an engine; **OR**
- **What does a serial number reveal?:** Explain the various information that can be learned from the serial number or identification number stamped on the shroud of a Briggs & Stratton engine; **OR**
- **Tools to do the job:** Identify and explain the function(s) of different specialty tools needed for small engine work; **OR**
- **Experimentation:** Explain, through illustration, an experiment you conducted from the project manual showing the results of your work.

50297 SMALL ENGINES READY4LIFE CHALLENGE- (open to 11-18 yr olds in small engines)

Exhibits in this category must include the following: a) a physical representation of the career or business product such as a model, prototype or display/portfolio that includes images of accomplished work; b) verbal or written explanations that demonstrate knowledge of the related career or business fields, potential careers, and the appropriate requirements for achievement in those fields. The judging criteria for this class values thoroughness of career and/or business exploration and pursuit

above the workmanship of the physical specimen on display

DO YOUR OWN THING – Auto Maintenance (County Project Not Eligible for State Fair) – Make an exhibit using posters, drawings, pictures or display showing auto maintenance points such as oil change, lube points, tune up, filters, etc. Could include maintenance schedule and/or extended trip preparation.

SMALL PETS

(Not Eligible for State Fair)

Judged: Friday, July 9 at 11:00am

Check-in: Thursday, July 8, between 4:00-8:00pm (see your clubs check in time pg. 4)

SMALL PETS 1 (Pet Pals) – Make a poster showing the hazards for pets around your home **OR** make a poster showing your pet's nutritional needs.

SMALL PETS 1 (Scurrying Ahead) – Exhibit a display on your pet's digestive tract, **OR** a poster showing an advertisement about pet ownership or care, **OR** exhibit a scrapbook on your pet's health including preventative actions, nutrition, and problems faced.

SMALL PETS 3 (Scaling the Heights) – Exhibit a display showing symptoms and treatments of at least three pet diseases, **OR** plan a lesson that includes activities and discussion for other members to participate in. Use a display and/or notebook.

50135 SMALL PETS ANIMAL SCIENCE – Prepare a display focusing on any activity related to the small pets project. Demonstrate the skills and knowledge you have gained through the animal project you studied. The exhibit may include, but isn't limited to, original works, objects, demonstrations, digital presentations, programs, websites, games, apps, performances, or posters which you have made. Choose whatever method best shows what you've learned. Your exhibit should not fit in the other exhibit options for this project. You must furnish the equipment you need for your exhibit. Internet service will not be provided for the exhibit. All exhibits must include something visual, such as a printed copy of a digital presentation, which will remain on display during the exhibition. Electronic equipment will only be used during your personal judging time and will not remain on display during the entire exhibit period. Live animals are not permitted as exhibits in this area. For safety reasons, exhibits cannot include glass, syringes with needles or any other sharp objects.

50137 ANIMAL SCIENCE SMALL PETS/GUINEA PIG READY4LIFE CHALLENGE - (Open to 11- to 18-year-olds enrolled in any Small Pets project) Exhibits in this category must include the following: a) a physical representation of the career or business product such as a model, prototype or display/portfolio that includes images of accomplished work; b) verbal or written explanations that demonstrate knowledge of the related career or business fields, potential careers, and the appropriate requirements for achievement in those fields. The judging criteria for this class values thoroughness of career and/or business exploration and pursuit above the workmanship of the physical specimen on display.

TECHNOLOGIES

Judged: Friday, July 9 at 3:00pm

Check in: Thursday, July 8, between 4:00-8:00pm (see your clubs check in time pg. 4)

3-D PRINTING & DESIGN: Choose one of the following classes based on your interest and skill level.

Exhibitors must bring their own laptop to show their project, if you do not have a laptop please contact the office one week prior to the show.

3-D DESIGN BEGINNER- (Not Eligible for State Fair)-No 3-D Printer or 3-D printed object is required for this exhibit. Exhibit a simple 3-D rendered design using Computer Aided Design (CAD) Software such as Tinker CAD or Inventor. The design must be an object that performs a specific task, and may not be based on already existing 3-D models. It must be able to be 3-D printed. Any CAD software can be used, but files must be in .STL format. Bring your design on a Jump Drive to be viewed for judging. Exhibits in this class may not have multiple parts, doors, hinges, or any sort of mechanics.

Exhibitors are expected to use the engineering design process to complete their designs. This process is important to the outcomes and exhibitors must keep a log outlining the step-by-step notes, sketches, and documentation from throughout the design process. The logbook should define the problem that is being solved/use of the object and describe in detail each step of the Engineering Design Process taken during the creation of the invention.

3-D DESIGN ADVANCED- (Not Eligible for State Fair)-Exhibitors are expected to go above and beyond those expectations set in 3-D design beginner. No 3-D Printer or 3-D printed object is required for this exhibit. Exhibit a complex 3-D rendered design using Computer Aided Design (CAD) Software such as Tinker CAD or Inventor. The design must be an object that performs a specific task, and may not be based on already existing 3-D models. It must be able to be 3-D printed. Any CAD software can be used, but files must be in .STL format. Bring your design on a Jump Drive to be viewed for judging. Exhibits in this class **MUST** not have multiple parts, doors, hinges or some sort of mechanistic feature to accomplish a specific task.

Exhibitors are expected to use the engineering design process to complete their designs. This process is important to the outcomes and exhibitors must keep a log outlining the step-by-step notes, sketches, and documentation from throughout the design process. The logbook should define the problem that is being solved/use of the object and describe in detail each step of the Engineering Design Process taken during the creation of the invention.

3-D PRINTING BEGINNER (Not Eligible for State Fair)- Exhibit a simple 3-D printed object designed using Computer Aided Design (CAD) Software such as Tinker CAD or Inventor. The 3-D printed object must perform a specific task, and may not be based on already existing 3-D models. It must be 3-D printed using **ONLY A COMMERCIALY AVAILABLE HOME/DESKTOP 3-D PRINTER**. In addition, original design files must accompany each exhibit. These files must be in .STL format. Bring your design on a jump drive to be viewed for judging. Exhibits in this class may not have multiple parts, doors, hinges or any sort of mechanics.

Exhibitors are expected to use the engineering design process to complete their designs. This process is important to the outcomes and exhibitors must keep a log outlining the step-by-step notes, sketches, and documentation from throughout the design and print process. The logbook should define the problem that is being solved/use of the object and describe in detail each step of the Engineering Design Process taken during the creation of the invention.

3-D PRINTING ADVANCED (Not Eligible for State Fair)-Exhibitors are expected to go above and beyond those expectations set in 3-D Printing beginner. Exhibit a Complex 3-D printed object designed using Computer Aided Design (CAD) software such as Tinker CAD or Inventor. The 3-D print must be an object that performs a specific task, and may not be based on already existing 3-D models. Exhibits in this class **MUST** have multiple parts, doors, hinges or some sort of mechanical feature. It must be 3-D printed using **ONLY A COMMERCIALY AVAILABLE HOME/DESKTOP 3-D PRINTER**. In addition, original design files must accompany each exhibit. These files must be in .STL format. Bring your design on a Jump Drive to be viewed for judging.

Exhibitors are expected to use the engineering design process to complete their designs. This process is important to the outcomes and exhibitors must keep a log outlining the step-by-step notes, sketches, and documentation from throughout the design and print process. The logbook should define the problem that is being solved/use of the object and describe in detail each step of the Engineering Design Process taken during the creation of the invention.

3-D PRINTING & DESIGN READY4LIFE CHALLENGE (Not Eligible for State Fair)- (Open to 11- to 18-year-olds enrolled in any 3-D project) Exhibits in this category must include the following: a) a physical representation of the career or business product such as a model, prototype or display/portfolio that includes images of accomplished work; b) verbal or written explanations that demonstrate knowledge of the related career or business fields, potential careers, and the appropriate requirements for achievement in those fields. The judging criteria for this class values thoroughness of career and/or business exploration and pursuit above the workmanship of the physical specimen on display.

THEATRE ARTS

Judged: Saturday, July 10 at 1:00pm

Check-in: Thursday, July 8, between 4:00-8:00pm (see your clubs check in time pg. 4)

County may Three entries total for 50299, 50301, 50302; and One entry for 50304.

50299 THEATRE ARTS 1 – Exhibit one of the following items: Portfolio of **acting** activities completed during the current year. (A video of performances is not considered a portfolio and will not be accepted for exhibit.) **OR** A display illustrating a drawing/photograph of a clown character created by the exhibitor. **OR** A display illustrating a picture story developed by the exhibitor.

50301 THEATRE ARTS 3 – Exhibit one of the following items: Portfolio of activities for set design; make-up; or sound, props or costuming completed during the current year. **OR** A display that includes sound, props, and costume charts appropriate for a selected scene from a story or play (limited to no more than 8 items). **OR** Display a scenic design model to depict a scene from a script. **OR** Display illustrating a character with make-up drawn or colored in. Include a photograph of a person wearing the make-up and information on the character’s personality or part in the play.

50302 THEATRE ARTS INNOVATION CLASS- (Open to youth enrolled in Theatre Arts.) Demonstrate the skills and knowledge you have gained through Theatre Arts project. The exhibit may include, but isn’t limited to, original works, objects, demonstrations, digital presentations, programs, websites, games, apps, performances, or posters which you have made. Choose whatever method best shows what you’ve learned. Your exhibit should not fit in the other exhibit options for this project. You must furnish any equipment you need for your exhibit. Internet service will not be provided for the exhibit. All exhibits must include something visual, such as a printed copy of a digital presentation, which will remain on display during the exhibition. Electronic equipment will only be used during your personal judging time and will not remain on display during the entire exhibit period.

50304 THEATRE ARTS READY4LIFE CHALLENGE- (Open to 11- to 18-year-olds enrolled in any Theatre project) Exhibits in this category must include the following: a) a physical representation of the career or business product such as a model, prototype or display/portfolio that includes images of accomplished work; b) verbal or written explanations that demonstrate knowledge of the related career or business fields, potential careers, and the appropriate requirements for achievement in those fields. The judging criteria for this class values thoroughness of career and/or business exploration and pursuit above the workmanship of the physical specimen on display.

TRACTOR

Judged: Friday, July 9 at 3:00pm

Check-in: Thursday, July 8, between 4:00-8:00pm (see your clubs check in time pg. 4)

County may submit Two entries total for 50306, 50307, 50308, 50309, 50310; and One entry for 50312

Exhibits in this area are limited to a space of 2' wide and 15" deep. All items in the display should be affixed to the display board. NO additional items should be included.

50306 TRACTOR A – Exhibit a display or poster that illustrates one of the following topics: tractor safety; tractor care and maintenance; the tractor as a valuable farm machine; or an activity listed in the 4-H project manual.

50307 TRACTOR B – Exhibit a display or poster that illustrates one of the following topics: cause and prevention of rollovers; diagram how an air cleaner works; diagram and identify an engine cooling system; regulations for battery and oil disposal; or another activity listed in the 4-H project manual.

50308 TRACTOR C – Exhibit a display or poster that illustrates one of the following topics: wagon and bin hazards; diagram and identify open and closed hydraulic systems; mower types and safety features; conveyor types and safety features; or another activity listed in the 4-H project manual.

50309 TRACTOR D – Exhibit a display or poster that illustrates one of the following topics: method of winterizing a tractor; chemical uses and required safety equipment, parts and process of internal combustion engine; procedure for cleaning and flushing tractor; or another activity.

50310 TRACTOR INNOVATION CLASS- (Open to youth enrolled in Tractor A, B, C or D.) Demonstrate the skills and knowledge you have gained through the Tractor project. This could be related to, but not limited to, advancements in technology, enhancements to crop production, or a topic of interest to the member related to tractors or farm machinery. The exhibit may include, but isn't limited to, original works, objects, demonstrations, digital presentations, programs, websites, games, apps, performances, or posters which you have made. Choose whatever method best shows what you've learned. Your exhibit should not fit in the other exhibit options for this project. You must furnish any equipment you need for your exhibit. Internet service will not be provided for the exhibit. All exhibits must include something visual, such as a printed copy of a digital presentation, which will remain on display during the exhibition. Electronic equipment will only be used during your personal judging time and will not remain on display during the entire exhibit period.

50312 TRACTOR READY4LIFE CHALLENGE- (Open to 11-18 yr olds in Tractor Project)

Exhibits in this category must include the following: a) a physical representation of the career or business product such as a model, prototype or display/portfolio that includes images of accomplished work; b) verbal or written explanations that demonstrate knowledge of the related career or business fields, potential careers, and the appropriate requirements for achievement in those fields. The judging criteria for this class values thoroughness of career and/or business exploration and pursuit above the workmanship of the physical specimen on display

VETERINARY SCIENCE

Judged: Friday, July 9 at 11:00am

Check-in: Thursday, July 8, between 4:00-8:00pm (see your clubs check in time pg. 4)

County may submit 1 entry total from 50320; and 1 entry from 50322.

50320 VETERINARY SCIENCE (1-3) Prepare a display focusing on any activity related to the veterinary science project. The exhibit may include, but isn't limited to, original works, objects,

demonstrations, digital presentations, programs, websites, games, apps, performances, or posters which you have made. Choose whatever method best shows what you've learned. You must furnish any equipment you need for your exhibit. Internet service will not be provided for the exhibit. All exhibits must include something visual, such as a printed copy of a digital presentation, which will remain on display during the exhibition. Electronic equipment will only be used during your personal judging time and will not remain on display during the entire exhibit period. Live animals are not permitted as exhibits in this area. For safety reasons, exhibits cannot include glass, syringes with needles or any other sharp objects.

50322 VETERINARY SCIENCE READY4LIFE CHALLENGE - (Open to 11- to 18-year-olds enrolled in any Veterinary Science project) Exhibits in this category must include the following: a) a physical representation of the career or business product such as a model, prototype or display/portfolio that includes images of accomplished work; b) verbal or written explanations that demonstrate knowledge of the related career or business fields, potential careers, and the appropriate requirements for achievement in those fields. The judging criteria for this class values thoroughness of career and/or business exploration and pursuit above the workmanship of the physical specimen on display.

VIDEO/FILMMAKING

Judged: Friday, July 9 at 3:00pm

Check-in: Thursday, July 8, between 4:00-8:00pm (see your clubs check in time pg. 4)

County may submit Three entries total from 50324, 50325, 50326, 50327, 50328; and One entry from 50330.

Enrollment in the Video project is required to exhibit in the classes in this section. Entries in 360° video may be enrolled in video/film or computer science projects.

All Exhibitors must bring their video to be judged on a USB flash drive and saved in .MP4 format and bring a laptop for viewing (if you do not have a laptop available please contact the office at least a week before the show). Exhibitors are encouraged to post their video on YouTube.com in advance of State Fair. Exhibitors may choose whether to make the video “public, unlisted” (someone must have the link to view it), or “private” (only people you choose may view it). This will allow fairgoers to view the exhibits on display. **FOR STATE FAIR ONLY:** There will be monitors at the exhibit table for viewing videos so exhibitors will NOT need to bring a laptop or device for viewing.

Requirements that apply to ALL Video classes:

Video submissions should be no longer than five (5) minutes in length (unless noted differently in class description). Videos are to be original and a result of the member's current year's work. Criteria for judging classes shall include: 1) Evidence of story line; 2) Use of camera angles; 3) Use of zooming techniques; and 4) Smoothness of scene changes. Image and sound quality will be considered in relation to equipment available to and used by the exhibitor. All videos should comply with copyright regulations and display an image that is appropriate for 4-H audiences. No time or date should be imprinted on the video footage. All videos should include an opening title screen, as well as closing credits which include date of production, name of video exhibitor and research sources, if applicable. All Video/Filmmaking exhibitors must include a printed copy of materials which will remain on display.

50324 COMMERCIAL OR PROMOTIONAL VIDEO – Prepare a short video (30 seconds to 1 minute in length) that promotes an event or advertises a specific project/product, or is a public service announcement. The video should demonstrate skills in making and editing video.

50325 ANIMATED VIDEO – The video in this class should represent creative animation of original artwork created by the exhibitor and may include stop-motion techniques. Media might include images created with graphics software or hand-drawn images.

50326 DOCUMENTARY – The video in this class should represent a research-based investigation into a topic of choice. Video credits should list research sources and may include paper or electronically published materials, and/or interviews with experts or constituents related to the topic of investigation.

50327 SHORT STORY OR NARRATIVE – Prepare a short video that tells a story. The video should demonstrate skills in making and editing a video.

50328 VIDEO/FILMMAKING INNOVATION CLASS- (Open to youth enrolled in Video/Filmmaking.) Demonstrate the skills and knowledge you have gained through the Video project. Your exhibit should not fit in the other exhibit options for this project. The exhibit may include, but isn't limited to, original works, objects, demonstrations, digital presentations, programs, websites, games, apps, performances, or posters which you have made. Choose whatever method best shows what you've learned. Your exhibit should not fit in the other exhibit options for this project. You must furnish any equipment you need for your exhibit. Internet service will not be provided for the exhibit. All exhibits must include something visual, such as a printed copy of a digital presentation, which will remain on display during the exhibition. Electronic equipment will only be used during your personal judging time and will not remain on display during the entire exhibit period.

50330 VIDEO/FILM READY4LIFE CHALLENGE (Open to 11-18 yr olds in Video/Film Project)
Exhibits in this category must include the following: a) a physical representation of the career or business product such as a model, prototype or display/portfolio that includes images of accomplished work; b) verbal or written explanations that demonstrate knowledge of the related career or business fields, potential careers, and the appropriate requirements for achievement in those fields. The judging criteria for this class values thoroughness of career and/or business exploration and pursuit above the workmanship of the physical specimen on display.

VISUAL ARTS

Judged: Saturday, July 10 at 9:00am

Check-in: Thursday, July 8, between 4:00-8:00pm (see your clubs check in time pg. 4)

FOOD/CAKE DECORATING Check-in: Day of judging: Saturday, July 10

Each County may submit 1 Entry from these projects:

- *Food/Cake Decorating (1 total from 50332, 50333, 50334, 50335)*
- *Chalk/Carbon/Pigment on wood, metal or textiles (Division B) 50352*
- *Clay 50337*
- *Computer-Generated Art 50338*
- *Fiber 50339*
- *Fiber Non-Original Ages 8-10 Only 50350*
- *Glass/Plastic 50340*
- *Heritage Arts 50341*
- *Leather 50321*
- *Metal 50342*
- *Nature 50343*
- *Paper 50344*
- *Three-Dimensional Design/Mixed Media 50348*
- *Wood 50349*
- *Ready4Life 50351*

Each County may submit 2 Entries from:

- *Chalk/Carbon/Pigment on canvas, paper or glass (Division A) 50336*
- *Scrapbooking (2 total from 50345, 50346, 50347)*

Exhibitors must be enrolled in the Visual Arts project category in which they are exhibiting. Exhibitors are encouraged to date the project when it is made. All visual arts exhibits are evaluated using a visual arts rubric which takes into account correct use of design elements; craftsmanship; and creativity.

Articles exhibited must be an original design created by the exhibitor (except in heritage arts which may follow a pattern AND Fiber-Non Original Ages 8-10 ONLY). Copyrighted or trademarked designs are not acceptable; this includes Team or School logos. Kits and preformed molds are not considered original and are not acceptable in any Visual Arts Class. Combining parts of different patterns (pictures, photographs, images from the internet or a magazine) with the member's own ideas can result in an original design, but simply changing the color, pattern and/or size of a pattern does NOT make the design original. This also applies for ideas found on a site such as Pinterest. If you see something on Pinterest that you like, use the concept and create something different using the concept; however, if it MUST NOT look exactly like something the judge can search for and find on Pinterest. The exhibit must combine parts of different patterns and/or ideas with the concepts of the member, however changing the color or changing the size of the item or pattern used does NOT make it original. If you create a replica of what you see somewhere else, it is not your original design. If a photo, sketch, or other idea source was used, submit it with your entry, firmly attached to your exhibit. Be prepared to explain how and where you got the idea for this project.

Members wishing to exhibit quilts made from a pattern may enter it in Heritage Arts. Quilts exhibited in the Visual Arts – Heritage Arts area will be evaluated using a visual arts rubric which takes into account correct use of design elements; craftsmanship; and creativity. All work on the quilt MUST be completed by the 4-H member. You cannot exhibit a quilt that was quilted by someone else. Quilts can be hand OR machine quilted as long as ALL work is completed by the exhibitor.

Members should refer to the Visual Arts Exhibit Fact Sheet for assistance in identifying correct Visual Arts Class placement.

50332 VISUAL ARTS FOOD/ CAKE DECORATING-BEGINNING -Exhibit one of the following:

- Exhibit four decorated cookies, using a minimum of four different techniques. Exhibit may use cookies OR cookie forms.
- Exhibit four decorated cupcakes, using a minimum of four different techniques. Exhibit may use cupcakes OR cupcake forms.
- Exhibit a single layer decorated cake, using a minimum of four different techniques. Exhibit may use cake OR cake form.

50333 VISUAL ARTS FOOD/CAKE DECORATING -INTERMEDIATE -Exhibit one of the following:

- Exhibit four decorated cookies, using a minimum of five Level 2 techniques. Exhibit may use cookies OR cookie forms.
- Exhibit four decorated cupcakes, using a minimum of five Level 2 techniques. Exhibit may use cupcakes OR cupcake forms.
- Exhibit a single layer or two-layer cakes, using a minimum of five Level 2 techniques. Exhibit may use cake OR cake form.

50334 VISUAL ARTS FOOD/CAKE DECORATING-ADVANCED-

- Exhibit a decorated, stacked or multi-layer cake; or a tiered cake, using a minimum of four Level 3 techniques. Exhibit may use cake OR cake form.

50335 VISUAL ARTS FOOD/CAKE DECORATING- MASTER

- Exhibit to include a one-page written description of your project, including goals, plans, accomplishments, and evaluation of results. Include up to four pictures of your accomplishments

AND exhibit an original design decorated cake using more than five techniques. Exhibit may use cake OR cake form.

CHALK/CARBON/PIGMENT – Enter the division based on the type of material the art was created.

50366 DIVISION A: Canvas, Paper, Glass – Any original art work done with pencils, chalk, pens, ink, paint, charcoal, dyes, etc. on canvas, paper, or glass. This would include all painting, sketching, drawing, cartooning, original non-computer generated graphics, printing, etc. Painted and/or glazed pre-formed ceramics and painted porcelain dolls are not eligible for State Fair exhibit. Drawings and paintings should be matted or framed under glass. (Exceptions: Oil and acrylic paintings do not require glass and are not required to be matted.) Water color, chalk, pen & ink, computer-generated art, etc. do require some protective covering. Gallery frames are acceptable. Canvas paintings that continue “over the edges” are acceptable without frames; however, the piece must still be prepared for hanging. Matted pieces without frames are acceptable, however the piece must be prepared for hanging OR it must include a photo of the artwork being displayed in a non-hanging manner. There is no specific requirement for the type of mat used..

50352 DIVISION B: Wood, Metal, Textiles- Any original art work done with pencils, chalk, pens, ink, paint, charcoal, dyes, etc., on wood, metal, or textiles. Painted and/or glazed pre-formed ceramics and painted porcelain dolls are not eligible for State Fair exhibit. Any exhibits created as a piece of wall art must be prepared for hanging

50337 CLAY – Original – Any original item made of clay. Item may be fired or unfired, hand formed or thrown on a wheel. Self-hardening clays are fine. Fire/oven-cured and cornstarch clay could be accepted. Items can include, but are not limited to, clay statues, bowls, jewelry, etc. **Pre-formed ceramics are not eligible for the State Fair.**

CLAY – Non-Original – Any non-original item made of clay. Pre-formed ceramics are eligible for this class.

50338 COMPUTER-GENERATED ART – Any original art created in any software package. Exhibit *may not include* scanned work, clip art, downloaded images from the internet, any imported image, or photographs. All pixels must be original. Photo mosaics are **NOT** allowed. Color or black and white exhibits are acceptable. Exhibitors in this class (like all other classes in this subsection) must be enrolled in Visual Arts. Computer project enrollment is not required. **Wood and metal exhibits created through the use of laser-cutting programs/devices should be entered in this class.** Plastic exhibits with an artistic focus created using a 3-D printer should be entered in this class. If the art created is designed to hang, then the entry should have some protective covering, such as a glass frame, and be prepared for hanging. If the art is something that has been created with a laser-cutting program/device and is **NOT** designed to hang, it does not require protective covering nor does it need to be prepared to hang.

50339 FIBER – Original – Any original item made of fiber. Examples are quilts, fabric collage, soft sculpture, stitchery, weaving, embroidery, cross-stitch, wearable art, hooking, braiding, duct tape artistry, string art, and baskets. **Original** cross-stitched, knitted or crocheted items belong in this Fiber class. **Non-original** cross-stitched, knitted, and crocheted items belong in Heritage Arts. Machine-knitted items are not appropriate for this class.

50350 FIBER NON-ORIGINAL AGES 8-10 ONLY -Any non-original item made of fiber. Examples are fabric collage, soft sculpture, stitchery, weaving, embroidery, cross-stitch, crocheting, knitting, weaving, hooking, and felting. Exhibitors may use a pattern and/or an idea generated from another source.

50340 GLASS/PLASTIC – Original – Any **ORIGINAL** item made of glass or plastic. Possible items to exhibit include stained glass; etched glass (original design); mosaics made of glass; glass beading; plastic jewelry (friendly plastic). **Interlocking building block creations (i.e. LEGOS) are not**

suitable for State Fair entry. Stepping-stones or wall hangings that include cement decorated with glass or plastic items are not suitable for this class.

GLASS/PLASTIC – Non-Original – Any non-original item made of glass or plastic. Possible items to exhibit include stained glass, etched glass, mosaics made of glass, or models.

50341 HERITAGE ARTS – Exhibit an item of traditional art learned from another person or from a pattern (NO KITS) may be entered in this class. Non-original cross-stitched, knitted, and crocheted items by pattern fit in this class. ALL ORIGINAL cross-stitched, knitted, and crocheted items should be exhibited in Fiber Arts; (machine knitted items ARE NOT acceptable for this class.) Other possibilities include: needlepoint, counted cross-stitch, crewel, embroidery, cut work, hardanger embroidery (embroidery openwork), macramé, baskets, candles, pysanki (decorated eggs), leather, quilts, baskets (made using a traditional pattern), traditional handmade dolls with handmade costumes, soaps made using nature dyes also can be made using hand-made molds or broken into chunks for display or candles. No machine quilting allowed in Heritage Arts. Exhibitors must also bring 1) the pattern or a copy of the pattern they used to create their traditional art; and 2) a description of the traditional origins of their art choice.

50321 LEATHER- Exhibit one of the following options using leather.

- Leather Stamping: Exhibit should utilize one or more stamping techniques – exhibit examples include items such as belt; coasters; bookmark; key chain; wrist bracelet.
- Leather Carving or Tooling: Exhibit should use simple swivel knife tooling techniques or may incorporate several swivel knife-tooling designs or patterns – exhibit examples include items such as belt; pictorial carving; key case.
- Leather Lacing: Exhibit to include stamping and/or carving techniques incorporated with lacing techniques – exhibit examples include items such as wallets; purses; etc.
- Leather Stitching: Exhibit may include stamping; carving and/or lacing techniques and should be a leather item or article of apparel, which incorporates hand-sewing and/or machine stitching techniques. Hand-sewing and/or machine stitching must be the work of the exhibitor.

50342 METAL – Original – Any original item made of metal such as sculpture, tin punch, engraved metal, and jewelry. **Items intended for industrial use (as tools and/or shop items) are not considered part of this Visual Arts project and are not eligible for entry. Metal items that have been partially or totally created through the use of laser-cutting programs/devices should be entered in Computer-Generated Art.**

METAL – Non-Original – Any non-original item made of metal such as sculpture, tin punch, engraved metal, and jewelry. Items intended for industrial use (as tools and/or shop items) are not considered part of this Visual Arts project and are not eligible. **Metal items that have been partially or totally created through the use of laser-cutting programs/devices should be entered in Computer-Generated Art.**

50343 NATURE – Original – Any original item made of natural material such as wreaths, cornhusk dolls, etc. Items should be made of **NATURAL** materials (which may be purchased), but securing elements such as glue and wire may be used in the inner construction as long as they do not detract from overall “natural” appearance. Articles such as dried pressed flowers may be displayed under glass since it is necessary for protection/preservation of the natural materials. **Candles are not suitable as entries. All baskets should be entered in Heritage Arts.**

NATURE – Non-Original – Any non-original item made of natural material.

50344 PAPER – Original – Any original item made of paper. Examples are: origami, greeting cards, paper cut designs, paper mache, hand-made paper, paper collage, paper models of architecture,

quilling. Paper twist articles made from directions in craft books and stores **ARE NOT** original and are not appropriate for this class. **Scrapbooks should be exhibited in Visual Arts, Scrapbooking.**

PAPER – Non-Original — Any non-original item made of paper.

50345 SCRAPBOOKING, Beginning – Exhibit one album or notebook, either 8 ½" x 11" or 12" x 12", with a front and back cover. The album/notebook must have a minimum of four (4) pages (front and back), exhibited in page protectors. "Embellishments" are defined as the decorations or special details and features that add to a page and make it more visually appealing. Embellishments may include, but are not limited to, ribbon, clips, special lettering, etc. Beginners must use a minimum of four (4) embellishments within the project and tell a story with pictures.

50346 SCRAPBOOKING, Intermediate – Exhibit one album or notebook, either 8 ½" x 11" or 12" x 12", with a front and back cover. The album/notebook must have a minimum of four (4) pages (front and back), exhibited in page protectors. "Embellishments" are defined as the decorations or special details and features that add to a page and make it more visually appealing. Embellishments may include, but are not limited to, ribbon, clips, special lettering, etc. Intermediate level exhibitors must use a minimum of eight (8) embellishments within the project and tell a compelling story with pictures, journaling and other media.

50347 SCRAPBOOKING, Advanced – Exhibit one album or notebook, either 8 ½" x 11" or 12" x 12", with a front and back cover. The album/notebook must have a minimum of four (4) pages (front and back), exhibited in page protectors. "Embellishments" are defined as the decorations or special details and features that add to a page and make it more visually appealing. Embellishments may include, but are not limited to, ribbon, clips, special lettering, etc. Advanced level exhibitors must use a minimum of twelve (12) embellishments within the project and tell a compelling story with pictures, journaling and other media.

50348 THREE DIMENSIONAL DESIGN/MIXED MEDIA – Art pieces in this class must be comprised of **at least three different media**. No one medium can make up more than 40 percent of the art piece. The piece should be freestanding or should be prepared to be hung. It must be observable on at least three different sides. Originality and design are important concepts. Craft and preformed or assembled projects are **not** acceptable.

50349 WOOD – Original – Any original item made of wood (wood carving, sculpture, collage, wood burning, etc.) Utilitarian wood items made from patterns or kits (outdoor or indoor furniture, shelves, etc.) should be entered in Woodworking. Popsicle stick crafts are not acceptable for State Fair. Wood items that have been partially or totally created through the use of laser-cutting programs/devices should be entered in Computer-Generated Art. All Visual Arts Wood exhibits **MUST** have an artistic element that the exhibitor can explain. Furniture built by the exhibitor aligns with the Woodworking project area – unless the element to be judged is wood carving or wood burning that is one element of the exhibit. Exhibits will be judged using a Visual Arts Rubric and not a woodworking construction rubric.

WOOD – Non-Original – Any non-original item made of wood.

50351 VISUAL ARTS READY4LIFE CHALLENGE (Open to 11-18 yr olds in Visual Arts)-Exhibits in this category must include the following: a) a physical representation of the career or business product such as a model, prototype or display/portfolio that includes images of accomplished work; b) verbal or written explanations that demonstrate knowledge of the related career or business fields, potential careers, and the appropriate requirements for achievement in those fields. The judging criteria for this class values thoroughness of career and/or business exploration and pursuit above the workmanship of the physical specimen on display.

VISUAL ARTS DISPLAY (County Exhibit Not Eligible for State Fair or premium) – Any visual arts projects that fit the above categories can be combined into a unique display for this category. Some

examples include: a group of five baskets; clay, natural and wood projects combined; a display on art history; portfolios; sketchbooks, etc.

WEATHER

Judged: Saturday, July 10 at 2:00pm

Check-in: Thursday, July 8, between 4:00-8:00pm (see your clubs check in time pg. 4)

County may submit One entry total 50392, 50393, 50394; and 1 entry from 50395

50392 WEATHER AND CLIMATE SCIENCE 1- Exhibit any product or display illustrating an activity from the book. The exhibit may include, but isn't limited to, original works, objects, demonstrations, digital presentations, programs, websites, games, apps, performances, or posters which you have made. Choose whatever method best shows what you've learned. You must furnish any equipment you need for your exhibit. Internet service will not be provided for the exhibit. All exhibits must include something visual, such as a printed copy of a digital presentation, which will remain on display during the exhibition. Electronic equipment will only be used during your personal judging time and will not remain on display during the entire exhibit period.

50393 WEATHER AND CLIMATE SCIENCE 2- Exhibit any product or display illustrating an activity from the book. The exhibit may include, but isn't limited to, original works, objects, demonstrations, digital presentations, programs, websites, games, apps, performances, or posters which you have made. Choose whatever method best shows what you've learned. You must furnish any equipment you need for your exhibit. Internet service will not be provided for the exhibit. All exhibits must include something visual, such as a printed copy of a digital presentation, which will remain on display during the exhibition. Electronic equipment will only be used during your personal judging time and will not remain on display during the entire exhibit period.

50394 WEATHER AND CLIMATE SCIENCE 3- Exhibit any product or display illustrating an activity from the book. The exhibit may include, but isn't limited to, original works, objects, demonstrations, digital presentations, programs, websites, games, apps, performances, or posters which you have made. Choose whatever method best shows what you've learned. You must furnish any equipment you need for your exhibit. Internet service will not be provided for the exhibit. All exhibits must include something visual, such as a printed copy of a digital presentation, which will remain on display during the exhibition. Electronic equipment will only be used during your personal judging time and will not remain on display during the entire exhibit period.

50395 WEATHER READY4LIFE CHALLENGE- Open to 11- to 18-year-olds enrolled in any Weather and Climate project. Exhibits in this category must include the following: a) a physical representation of the career or business product such as a model, prototype or display/portfolio that includes images of accomplished work; b) verbal or written explanations that demonstrate knowledge of the related career or business fields, potential careers, and the appropriate requirements for achievement in those fields. The judging criteria for this class values thoroughness of career and/or business exploration and pursuit above the workmanship of the physical specimen on display.

WELDING

Judged: Friday, July 9 at 3:00pm

Check-in: Thursday, July 8, between 4:00-8:00pm (see your clubs check in time pg. 4)

County may submit Two entries total from 50353; and One entry from 50355.

The size of exhibits larger than 3' x 3' should be noted on the 4-HDMS electronic entry form.

50353 WELDING – This exhibit class is open to members who are in the 7th grade and above. Exhibit one Arc weldment/item demonstrating the skill level of the exhibitor. Members new to the project should consider selecting a weldment from the suggested Weldment List found on page 43 of Arcs

and Sparks (4H 573 – Shielded Metal Arc Welding). **This class is for industrial welding only.** (Members who wish to use welding to create objects with an artistic appeal should consider enrolling in the 4-H Visual Arts project area and consider entering those types of exhibits in the Visual Arts – Metal class.)

50355 WELDING READY4LIFE CHALLENGE- (Open to 11-18 yr old enrolled in Welding area)

Exhibits in this category must include the following: a) a physical representation of the career or business product such as a model, prototype or display/portfolio that includes images of accomplished work; b) verbal or written explanations that demonstrate knowledge of the related career or business fields, potential careers, and the appropriate requirements for achievement in those fields. The judging criteria for this class values thoroughness of career and/or business exploration and pursuit above the workmanship of the physical specimen on display.

WOODWORKING

Judged: Saturday, July 10 at 11:00am

Check-in: Thursday, July 8, between 4:00-8:00pm (see your clubs check in time pg. 4)

County may submit Two entries total from 50357, 50358, 50359, 50360; and One entry from 50362

Exhibitors will be allowed to drive to the building/tent for drop-off and pick up of these exhibit items.

50357 WOODWORKING I – Any item made of wood constructed or refinished by the member, appropriate for his/her age, skills, and ability in this project. *Pre-cut kits assembled by the member are not acceptable.* **Exhibits must be portable, fit in the building/tent, and cannot be exhibited on a trailer.**

50358 WOODWORKING II – Any item made of wood constructed or refinished by the member, appropriate for his/her age, skills, and ability in this project. *Pre-cut kits assembled by the member are not acceptable.* **Exhibits must be portable, fit in the building/tent, and cannot be exhibited on a trailer.**

50359 WOODWORKING III – Any item made of wood constructed or refinished by the member, appropriate for his/her age, skills, and ability in this project. *Pre-cut kits assembled by the member are not acceptable.* **Exhibits must be portable, fit in the building/tent, and cannot be exhibited on a trailer.**

50360 WOODWORKING IV – Any item made of wood constructed or refinished by the member, appropriate for his/her age, skills, and ability in this project. *Pre-cut kits assembled by the member are not acceptable.* **Exhibits must be portable, fit in the building/tent, and cannot be exhibited on a trailer.**

50362 WOODWORKING READY4LIFE CHALLENGE (Open to 11-18 yr olds in Woodworking)

Exhibits in this category must include the following: a) a physical representation of the career or business product such as a model, prototype or display/portfolio that includes images of accomplished work; b) verbal or written explanations that demonstrate knowledge of the related career or business fields, potential careers, and the appropriate requirements for achievement in those fields. The judging criteria for this class values thoroughness of career and/or business exploration and pursuit above the workmanship of the physical specimen on display.

CLOVERBUDS

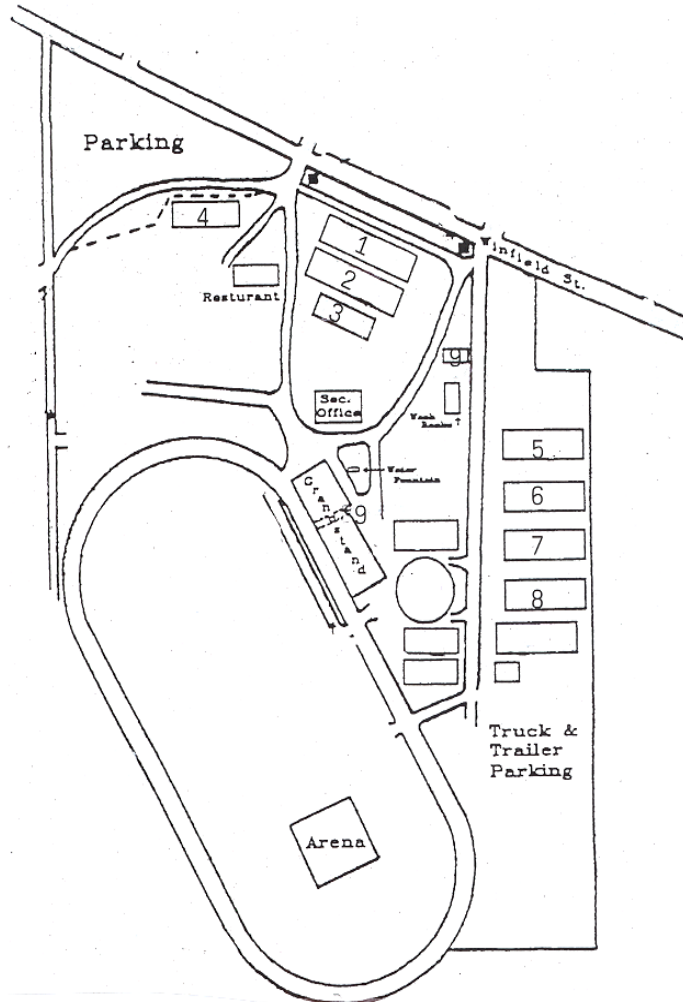
Judged: Friday, July 9 at 9:00am

Check-in: Thursday, July 8, between 4:00-8:00pm (see your clubs check in time pg. 4)

Cloverbuds do not participate in competitive judging, contests, or activities. They cannot raise animals as a 4-H project. They will all receive a participation ribbon. They are not eligible to receive premiums. **Cloverbuds** – For all members age 5 to 7 by September 1, 2019. Show an item, make a poster, or display something you have done in the project area.

WHITESIDE COUNTY FAIRGROUNDS Winfield Street, Morrison, Illinois

- 1 Blue building
- 2 Brown building
- 3 Green building
- 4 Rabbit building
- 5 Swine/sheep building
- 6 Dairy/poultry building
- 7 Beef building
- 8 Beef holding building
- 9 Restrooms



THANK YOU TO THE FAIR BOARD

The Whiteside County Central Agriculture Society has generously donated the use of the fairgrounds for holding the 4-H Show. Other groups using these facilities are assessed a charge per day per building. We pay only for electricity used during the show. The Fair Board has asked that *we keep the grounds clean and not destroy or remove any property.* We are thankful we have a wonderful facility in which to hold our show and we thank the Fair Board for the use of the facilities.



Protected Under
18 U.S.C. 707

Join Us!
Carroll County 4-H



Protected Under
18 U.S.C. 707

Livestock & Small Animal

AUCTION

Sponsored by
Carroll County 4-H Foundation

Monday, August 2nd, 2021

East End Of Poultry Barn

Starting At 7:00 p.m.

WCCI will be broadcasting live, tune into 100.3 FM

For More Information Contact:

Jim Ruter 815-275-8049

John Bickelhaupt 815-275-2637

Brian Witt 815-541-6210

Bob Hartman 815-535-3901