

# McHenry County 4-H Dog Obedience


---



WEEK 5 – JUNE 17- JUNE 23

BEGINNER NOVICE 1 & 2

**COLLEGE OF AGRICULTURAL, CONSUMER  
& ENVIRONMENTAL SCIENCES**



# Dog Obedience

Beginner Novice 1 and 2

WEEK 5 – June 17- June 23

Review Video lessons from previous weeks that pertain to the skills needed for the Virtual Show


## VIRTUAL DOG SHOW -

**Due to current social distancing regulations this year's dog shows will be conducted via video submissions. – *guidelines to come soon***

Therefore the following classes have be altered to best accommodate this new format, please read for changes that will affect your class. This year's qualifying score will not count towards forcing anyone into the next class up for next year. All required IN-PERSON dog obedience classes are waived for this year only.

This year's shows will consist of:

- ❖ OBEDIENCE
- ❖ RALLY
- ❖ Showmanship will be offered at the local level ONLY



# Dog Obedience


Beginner Novice 1 and 2

WEEK 5 – June 17- June 23

Review Video lessons from previous weeks that pertain to the skills needed for the Virtual Show

## 1. ILLINOIS 4-H STATE DOG SHOW REGULATIONS

- ❖ **OBEDIENCE:** 4-H'ers aged 8-18 years who have obtained a qualifying score of 170 or above with their dog at a County 4-H Show, County 4-H Obedience Class Graduation Trial, or an AKC Obedience Trial.
  - ❖ **RALLY OBEDIENCE:** 4-H'ers aged 8-18 years who have obtained a qualifying score of 70 or above with their dog at a County 4-H Show, County 4-H Obedience Class Graduation Trial, or an AKC Rally Trial.
  - ❖ **SHOWMANSHIP:** will be offered at the local level ONLY this year.
2. Exhibitors must have been at least 8 years old, and not yet 19 as of September 1, 2019.
  3. Special problems not covered by these rules will be acted upon by the superintendents and members of the State 4-H Dog Advisory Committee in accordance with the Illinois 4-H Policies, including the Youth Code of Conduct, and Member Behavior Guidelines.
  4. All exhibitors must have completed the Quality Assurance and Ethics Certification and are expected to be familiar with and abide by both the principles of that certification and the Illinois Humane Care for Animals Act.
  5. A dog being shown in the dog obedience or Rally project must be trained by and belong to the exhibitor or to a member of his/her immediate family. Or the dog can be leased for the length of the project and a signed agreement should be on file with local 4-H extension office by June 1, 2020.
  6. All participants must use appropriate show equipment. Acceptable leashes are a maximum of 6 feet (can be shorter in advanced classes) of leather, nylon or canvas. No prong or electronic collars will be allowed on the grounds. No identification tags on collars used in the show ring. Harnesses or other training aids such as a gentle leader are not acceptable show equipment.
  7. Female dogs in season or lactating cannot participate in the State 4-H Dog Show.
  8. Judges' decisions are final.



# Dog Obedience

Beginner Novice 1 and 2

WEEK 5 – June 17- June 23

Review Video lessons from previous weeks that pertain to the skills needed for the Virtual Show

## OBEDIENCE

1. To be eligible a dog and handler team must have a qualifying score. **Please view individual classes for new qualifying score needed this year.**
2. A dog (who has received a qualifying score at the previous year's state fair/state show or meets Rule #3) cannot be shown in the same class as the previous year except in Graduate Novice, Pre Open, Open, Graduate Open and Utility. Exhibitors may show for two years in Graduate Novice and Pre Open providing the dog does not have a Companion Dog Excellent (CDX) or qualified for a leg on a CDX. Open, Graduate Open and Utility exhibitors can show for three (3) years in these classes. See Rule #3 for exceptions.
3. Dogs do not have to be AKC registered to show in the 4-H obedience show. AKC rules will be used as a guideline for judging. If a dog has 3 qualifying scores for a title prior to 6 months of the State 4-H Dog Show, it must be shown in the next highest class. Open and Utility dog exhibitors should examine Rule #2 for exceptions.
4. Beginner Novice I is for new handlers and inexperienced dogs only.
5. Beginner Novice II is for experienced handlers with inexperienced dogs or experienced dogs with inexperienced handlers.
6. We will be sending specific obedience signs to counties so they can email them to exhibitors to print off and use when videotaping their entries.



# Dog Obedience

Beginner Novice 1 and 2

WEEK 5 – June 17- June 23

Review Video lessons from previous weeks that pertain to the skills needed for the Virtual Show

## Beginner Novice I Class (50401)

(For inexperienced handlers and inexperienced dogs)

1. **Heel on Leash** (forward, halt, right turn, left turn, about turn, slow, normal and fast). The last order signifies that the handler and dog must break pace. These orders will be given by utilizing posted signs

Maximum points 40

2. **Sit for Exam** (on leash)

Maximum points 40

3. **Recall** (off leash front/no finish)

Maximum points 40

**Qualifying score needed for state advancement.....100**



# Dog Obedience

Beginner Novice 1 and 2

WEEK 5 – June 17- June 23

Review Video lessons from previous weeks that pertain to the skills needed for the Virtual Show

## Beginner Novice II Class (50402)

(For experienced handlers and inexperienced dogs, or experienced dogs and inexperienced handlers.)

**1. Heel on Leash** (forward, halt, right turn, left turn, about turn, slow, normal and fast). The last order signifies that the handler and dog must break pace. These orders will be given by utilizing posted signs

Maximum points 40

**2. Sit for Exam** (on leash)

Maximum points 40

**3. Recall** (off leash front/no finish)

Maximum points 40

**Qualifying score needed for state advancement.....100**

# WEEK 5 – VIDEO ASSIGNMENTS

- Please review all videos from previous weeks lessons pertaining to the skills you will need for the virtual Dog Show.
  - HEEL on leash
  - Sit for Exam
  - Recall
- Practice with your furry friend EVERYDAY!

*For more helpful hints see Minnesota 4-H Dog Project:*

[https://docs.google.com/document/d/1O9biQUe0RyntAojKOv0-plMummcddhhR9\\_dn4LB6pz8A/edit](https://docs.google.com/document/d/1O9biQUe0RyntAojKOv0-plMummcddhhR9_dn4LB6pz8A/edit)

## 4-H Dog Obedience

Beginner Novice 1 and 2


WEEK 5 – June 17- June 23

### Instructors:

Lisa Lillie, Lead Instructor: [lapdogs31@gmail.com](mailto:lapdogs31@gmail.com)

Ashley Emmert, Obedience, Rally O: [Horses301@yahoo.com](mailto:Horses301@yahoo.com)

Michele Aavang, 4-H Coordinator: [maavang@illinois.edu](mailto:maavang@illinois.edu)



# WEEK 4 – VIDEO ASSIGNMENTS

Please watch these videos to help you learn these skills. Practice with your furry friend EVERYDAY!

- Heeling and proper heel position: <https://youtu.be/wfaDO5NoImI>
- Slow & Fast change of pace: <https://youtu.be/Biolzi157Hw>

Remember to warm up with the "WATCH" command.

Work on:

- SIT-STAY - for exam on leash - 6 ft away
- Recall- straight sit in front

For more helpful hints see Minnesota 4-H Dog Project:  
[https://docs.google.com/document/d/1O9biQUe0RyntAojKOv0-plMummcddhhR9\\_dn4LB6pz8A/edit](https://docs.google.com/document/d/1O9biQUe0RyntAojKOv0-plMummcddhhR9_dn4LB6pz8A/edit)

## 4-H Dog Obedience

Beginner Novice 1 and 2


WEEK 4 – June 10-16

### Instructors:

Lisa Lillie, Lead Instructor: [lapdogs31@gmail.com](mailto:lapdogs31@gmail.com)

Ashley Emmert, Obedience, Rally O: [Horses301@yahoo.com](mailto:Horses301@yahoo.com)

Michele Aavang, 4-H Coordinator: [maavang@illinois.edu](mailto:maavang@illinois.edu)





# WEEK 3 – VIDEO ASSIGNMENTS

Please watch these videos to help you learn these skills. Practice with your furry friend EVERYDAY!

- Beg 1 + 2 - Heeling part 2: <https://www.facebook.com/Alendogtraining/videos/596397447513411/>
- Figure 8: <https://www.facebook.com/Alendogtraining/videos/850392095325120/>
- Sit for exam: <https://www.facebook.com/Alendogtraining/videos/2084679831629319/>
- Recall: <https://www.facebook.com/Alendogtraining/videos/1120158308169674/>
- Videos for ANY obedience – Heeling: <https://youtu.be/wfaDO5NoImI>

Remember to warm up with the "WATCH" command.

Work on:

- Straight SITS
- HEEL position
- SIT-STAY
- HEELING on leash each day for 10-15 min OR as often as possible. *The more times you practice - the better.*

For more helpful hints see Minnesota 4-H Dog Project:  
[https://docs.google.com/document/d/1O9biQe0RyntAojKOV0-plMumcdhhR9\\_dn4LB6pz8A/edit](https://docs.google.com/document/d/1O9biQe0RyntAojKOV0-plMumcdhhR9_dn4LB6pz8A/edit)

## 4-H Dog Obedience

Beginner Novice 1 and 2


WEEK 3 – June 3 - 9

### Instructors:

Lisa Lillie, Lead Instructor: [lapdogs31@gmail.com](mailto:lapdogs31@gmail.com)

Ashley Emmert, Obedience, Rally O: [Horses301@yahoo.com](mailto:Horses301@yahoo.com)

Michele Aavang, 4-H Coordinator: [maavang@illinois.edu](mailto:maavang@illinois.edu)



# WEEK 2 – VIDEO ASSIGNMENTS

Please watch these videos to help you learn these skills. Practice with your furry friend EVERYDAY!

1. Heel on Leash part 1:

<https://www.facebook.com/Allendogtraining/videos/2893514440689466/?d=null&vh=e>

2. Sit, stay:

<https://www.facebook.com/Allendogtraining/videos/1028674333996010/?d=null&vh=e>

*For more helpful hints see Minnesota 4-H Dog Project:*

[https://docs.google.com/document/d/1O9biQUe0RyntAojKOv0-plMummcdhhR9\\_dn4LB6pz8A/edit](https://docs.google.com/document/d/1O9biQUe0RyntAojKOv0-plMummcdhhR9_dn4LB6pz8A/edit)

## 4-H Dog Obedience

Beginner Novice 1 and 2


WEEK 2 – May 27- June 3

### Instructors:

Lisa Lillie, Lead Instructor: [lapdogs31@gmail.com](mailto:lapdogs31@gmail.com)

Ashley Emmert, Obedience, Rally O: [Horses301@yahoo.com](mailto:Horses301@yahoo.com)

Michele Aavang, 4-H Coordinator: [maavang@illinois.edu](mailto:maavang@illinois.edu)



# WEEK 1 – VIDEO ASSIGNMENTS

Please watch these videos to help you learn these skills.  
Practice with your furry friend EVERYDAY!

1. Watch Me Command: <https://youtu.be/ZYl9eTu-X84>
2. Sit: <https://youtu.be/Zrh0tklFVaM>
3. Stay: <https://youtu.be/tnhpH1IEy4g>
4. Heel: <https://youtu.be/wfaDO5NoImI>

## 4-H Dog Obedience

WEEK 1 – May 20-26

### Instructors:

Lisa Lillie, Lead Instructor: [lapdogs31@gmail.com](mailto:lapdogs31@gmail.com)

Ashley Emmert, Obedience, Rally O: [Horses301@yahoo.com](mailto:Horses301@yahoo.com)

Michele Aavang, 4-H Coordinator: [maavang@illinois.edu](mailto:maavang@illinois.edu)

