

McHenry County 4-H Dog Obedience



WEEK 5 – JUNE 17- JUNE 23

PRE-NOVICE & NOVICE

**COLLEGE OF AGRICULTURAL, CONSUMER
& ENVIRONMENTAL SCIENCES**



Dog Obedience

Pre-Novice & Novice

WEEK 5 – June 17- June 23

Review Video lessons from previous weeks that pertain to the skills needed for the Virtual Show


VIRTUAL DOG SHOW -

Due to current social distancing regulations this year's dog shows will be conducted via video submissions. – *guidelines to come soon*

Therefore the following classes have be altered to best accommodate this new format, please read for changes that will affect your class. This year's qualifying score will not count towards forcing anyone into the next class up for next year. All required IN-PERSON dog obedience classes are waived for this year only.

This year's shows will consist of:

- ❖ OBEDIENCE
- ❖ RALLY
- ❖ Showmanship will be offered at the local level ONLY




Dog Obedience

Pre-Novice & Novice

WEEK 5 – June 17- June 23

Review Video lessons from previous weeks that pertain to the skills needed for the Virtual Show

- 1. ILLINOIS 4-H STATE DOG SHOW REGULATIONS**
 - ❖ **OBEDIENCE:** 4-H'ers aged 8-18 years who have obtained a qualifying score of 170 or above with their dog at a County 4-H Show, County 4-H Obedience Class Graduation Trial, or an AKC Obedience Trial.
 - ❖ **RALLY OBEDIENCE:** 4-H'ers aged 8-18 years who have obtained a qualifying score of 70 or above with their dog at a County 4-H Show, County 4-H Obedience Class Graduation Trial, or an AKC Rally Trial.
 - ❖ **SHOWMANSHIP:** will be offered at the local level ONLY this year.
2. Exhibitors must have been at least 8 years old, and not yet 19 as of September 1, 2019.
3. Special problems not covered by these rules will be acted upon by the superintendents and members of the State 4-H Dog Advisory Committee in accordance with the Illinois 4-H Policies, including the Youth Code of Conduct, and Member Behavior Guidelines.
4. All exhibitors must have completed the Quality Assurance and Ethics Certification and are expected to be familiar with and abide by both the principles of that certification and the Illinois Humane Care for Animals Act.
5. A dog being shown in the dog obedience or Rally project must be trained by and belong to the exhibitor or to a member of his/her immediate family. Or the dog can be leased for the length of the project and a signed agreement should be on file with local 4-H extension office by June 1, 2020.
6. All participants must use appropriate show equipment. Acceptable leashes are a maximum of 6 feet (can be shorter in advanced classes) of leather, nylon or canvas. No prong or electronic collars will be allowed on the grounds. No identification tags on collars used in the show ring. Harnesses or other training aids such as a gentle leader are not acceptable show equipment.
7. Female dogs in season or lactating cannot participate in the State 4-H Dog Show.
8. Judges' decisions are final.



Dog Obedience


Pre-Novice & Novice

WEEK 5 – June 17- June 23

Review Video lessons from previous weeks that pertain to the skills needed for the Virtual Show

OBEDIENCE

1. To be eligible a dog and handler team must have a qualifying score. **Please view individual classes for new qualifying score needed this year.**
2. A dog (who has received a qualifying score at the previous year's state fair/state show or meets Rule #3) cannot be shown in the same class as the previous year except in Graduate Novice, Pre Open, Open, Graduate Open and Utility. Exhibitors may show for two years in Graduate Novice and Pre Open providing the dog does not have a Companion Dog Excellent (CDX) or qualified for a leg on a CDX. Open, Graduate Open and Utility exhibitors can show for three (3) years in these classes. See Rule #3 for exceptions.
3. Dogs do not have to be AKC registered to show in the 4-H obedience show. AKC rules will be used as a guideline for judging. If a dog has 3 qualifying scores for a title prior to 6 months of the State 4-H Dog Show, it must be shown in the next highest class. Open and Utility dog exhibitors should examine Rule #2 for exceptions.
4. Beginner Novice I is for new handlers and inexperienced dogs only.
5. Beginner Novice II is for experienced handlers with inexperienced dogs or experienced dogs with inexperienced handlers.
6. We will be sending specific obedience signs to counties so they can email them to exhibitors to print off and use when videotaping their entries.



Dog Obedience

Pre-Novice & Novice

WEEK 5 – June 17- June 23

Review Video lessons from previous weeks that pertain to the skills needed for the Virtual Show

Preferred Novice Class (50403)

- | | |
|---|-------------------|
| 1. Figure 8 (on leash) and Heel on Leash | Maximum points 40 |
| 2. Stand for Examination (off leash) | Maximum points 30 |
| 3. Recall (off leash with finish) | Maximum points 30 |
| 4. Down, Stay-Get Your Leash (off leash) | Maximum points 30 |

Qualifying score needed for state advancement.....110



Dog Obedience

Pre-Novice & Novice

WEEK 5 – June 17- June 23

Review Video lessons from previous weeks that pertain to the skills needed for the Virtual Show

Novice Class (50404)

- | | |
|---|-------------------|
| 1. Figure 8 (on leash) Heal Free (off leash) | Maximum points 40 |
| 2. Stand for Examination (off leash) | Maximum points 30 |
| 3. Recall (off leash with finish) | Maximum points 30 |
| 4. Down Stay get your leash (off leash) | Maximum points 30 |

Qualifying score needed for state advancement.....110

WEEK 5 – VIDEO ASSIGNMENTS

- Please review all videos from previous weeks lessons pertaining to the skills you will need for the virtual Dog Show.
 - Figure 8
 - Stand for Exam
 - Recall
 - Down, Stay, Get your leash
- Practice with your furry friend EVERYDAY!

For more helpful hints see Minnesota 4-H Dog Project:

https://docs.google.com/document/d/1O9biQUe0RyntAojKOv0-pIMummcddhhR9_dn4LB6pz8A/edit

4-H Dog Obedience

Pre-Novice & Novice


WEEK 5 – June 17- June 23

Instructors:

Lisa Lillie, Lead Instructor: lapdogs31@gmail.com

Ashley Emmert, Obedience, Rally O: Horses301@yahoo.com

Michele Aavang, 4-H Coordinator: maavang@illinois.edu



WEEK 4 – VIDEO ASSIGNMENTS

Please watch these videos to help you learn these skills. Practice with your furry friend EVERYDAY!

- Correct heel position and heeling: <https://youtu.be/wfaDO5NoImI>
- Slow and fast Chang of pace: <https://youtu.be/Biolzi157Hw>
- Finish: <https://youtu.be/hDRC33EW92E>

Remember to warm up with the "WATCH" command.

Work on:

- Straight SITS
- Correct HEEL position & Heeling
- Figure 8
- SIT-STAY
- HEELING on leash each day as often as possible. *The more times you practice - the better.*

For more helpful hints see Minnesota 4-H Dog Project:
https://docs.google.com/document/d/1O9biQUe0RyntAojKOv0-plMummcddhhR9_dn4LB6pz8A/edit

4-H Dog Obedience

Pre-Novice & Novice


WEEK 4 – June 10- June 16

Instructors:

Lisa Lillie, Lead Instructor: lapdogs31@gmail.com

Ashley Emmert, Obedience, Rally O: Horses301@yahoo.com

Michele Aavang, 4-H Coordinator: maavang@illinois.edu



WEEK 3 – VIDEO ASSIGNMENTS

Please watch these videos to help you learn these skills. Practice with your furry friend EVERYDAY!

- Beg 1 + 2 - Heeling part 2: <https://www.facebook.com/Alendogtraining/videos/596397447513411/>
- Figure 8: <https://www.facebook.com/Alendogtraining/videos/850392095325120/>
- Sit for exam: <https://www.facebook.com/Alendogtraining/videos/2084679831629319/>
- Recall: <https://www.facebook.com/Alendogtraining/videos/1120158308169674/>
- Videos for ANY obedience – Heeling: <https://youtu.be/wfaDO5NoImI>

Remember to warm up with the "WATCH" command.

Work on:

- Straight SITS
- HEEL position
- SIT-STAY
- HEELING on leash each day for 10-15 min OR as often as possible. *The more times you practice - the better.*

For more helpful hints see Minnesota 4-H Dog Project:
https://docs.google.com/document/d/1O9biQUe0RyntAojKOv0-pIMummcDhhR9_dn4LB6pz8A/edit

4-H Dog Obedience

Pre-Novice & Novice


WEEK 3 – June 3 - 9

Instructors:

Lisa Lillie, Lead Instructor: lapdogs31@gmail.com

Ashley Emmert, Obedience, Rally O: Horses301@yahoo.com

Michele Aavang, 4-H Coordinator: maavang@illinois.edu



WEEK 2 – VIDEO ASSIGNMENTS

Please watch these videos to help you learn these skills. Practice with your furry friend EVERYDAY!

1. Heel on Leash part 1:

<https://www.facebook.com/Allendogtraining/videos/2893514440689466/?d=null&vh=e>

2. Sit, stay:

<https://www.facebook.com/Allendogtraining/videos/1028674333996010/?d=null&vh=e>

For more helpful hints see Minnesota 4-H Dog Project:

https://docs.google.com/document/d/1O9biQUe0RyntAojKOv0-pIMummcdhhR9_dn4LB6pz8A/edit

4-H Dog Obedience

Pre-Novice & Novice


WEEK 2 – May 27- June 3

Instructors:

Lisa Lillie, Lead Instructor: lapdogs31@gmail.com

Ashley Emmert, Obedience, Rally O: Horses301@yahoo.com

Michele Aavang, 4-H Coordinator: maavang@illinois.edu



WEEK 1 – VIDEO ASSIGNMENTS

Please watch these videos to help you learn these skills.
Practice with your furry friend EVERYDAY!

1. Watch Me Command: <https://youtu.be/ZYl9eTu-X84>
2. Sit: <https://youtu.be/Zrh0tklFVaM>
3. Stay: <https://youtu.be/tnhpH1IEy4g>
4. Heel: <https://youtu.be/wfaDO5NoImI>

4-H Dog Obedience

WEEK 1 – May 20-26

Instructors:

Lisa Lillie, Lead Instructor: lapdogs31@gmail.com

Ashley Emmert, Obedience, Rally O: Horses301@yahoo.com

Michele Aavang, 4-H Coordinator: maavang@illinois.edu

